Product : Intel® Wireless-AC 9560
Test Item : Maximum conducted output power
Test Date : 2018/12/20
Test Mode : Mode 3 MIMO: Transmit (802.11ac-160BW_130Mbps)

Chain A

Cable loss=1.5dB		Average Power										
Channel No	Frequency (MHz)	Data Rate (Mbps)										Required Limit
		VTH0	VTH1	VTH2	VTH3	VTH4	VTH5	VTH6	VTH7	VTH8	VTH9	
50(U-NII-1)	5250	7.49	7.44	7.41	7.39	7.36	7.32	7.28	7.25	7.21	7.18	<24dBm
50(U-NII-2A)	5250	7.31	7.29	7.25	7.22	7.18	7.15	7.11	7.08	7.05	7.01	<24dBm
114	5570	12.63	12.61	12.58	12.55	12.52	12.47	12.44	12.43	12.37	12.34	<24dBm

Note: Maximum conducted output power Value =Reading value on Spectrum Analyzer + cable loss

Chain B

Cable loss=1.5dB		Average Power										
Channel No	Frequency (MHz)	Data Rate (Mbps)										Required Limit
		VTH0	VTH1	VTH2	VTH3	VTH4	VTH5	VTH6	VTH7	VTH8	VTH9	
50(U-NII-1)	5250	7.75	7.73	7.69	7.64	7.61	7.58	7.54	7.52	7.49	7.46	<24dBm
50(U-NII-2A)	5250	7.94	7.91	7.89	7.87	7.82	7.77	7.75	7.71	7.68	7.66	<24dBm
114	5570	12.66	12.63	12.59	12.56	12.52	12.47	12.45	12.42	12.38	12.34	<24dBm

Note: Maximum conducted output power Value =Reading value on Spectrum Analyzer + cable loss

Maximum conducted output power Measurement:

Channel No	Frequency Range (MHz)	99% Bandwidth (MHz)	Chain A Power (dBm)	Chain B Power (dBm)	Output Power (dBm)	Output Power Limit		Result
						(dBm)	dBm+10log(BW)	
50(U-NII-1)	5250	--	7.49	7.75	10.63	24	--	Pass
50(U-NII-2A)	5250	76.399	7.31	7.94	10.65	24	29.83	Pass
114	5570	152.797	12.63	12.66	15.66	24	32.84	Pass

Note:

1. Output Power (dBm) = 10LOG (Chain A Power (mW)+ Chain B Power (mW))
2. 99% Bandwidth is the bandwidth of chain A or chain Bwhichever is less bandwidth, output power limitation is more stringent.

99% Occupied Bandwidth:

Channel 50 – Chain A

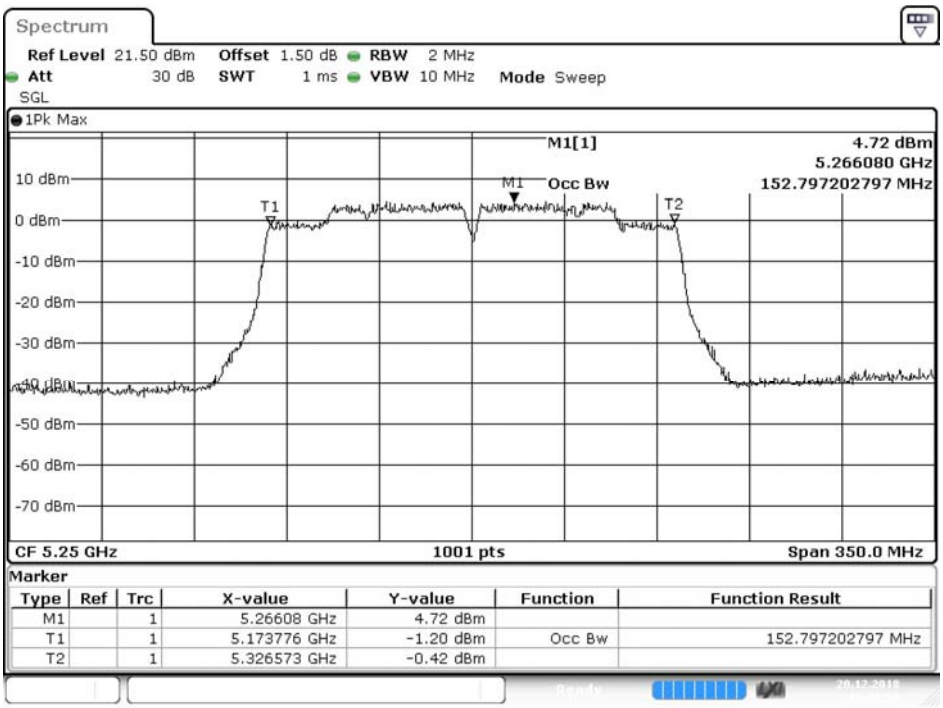

Date: 20.DEC.2018 15:51:31

Channel 50 – Chain B

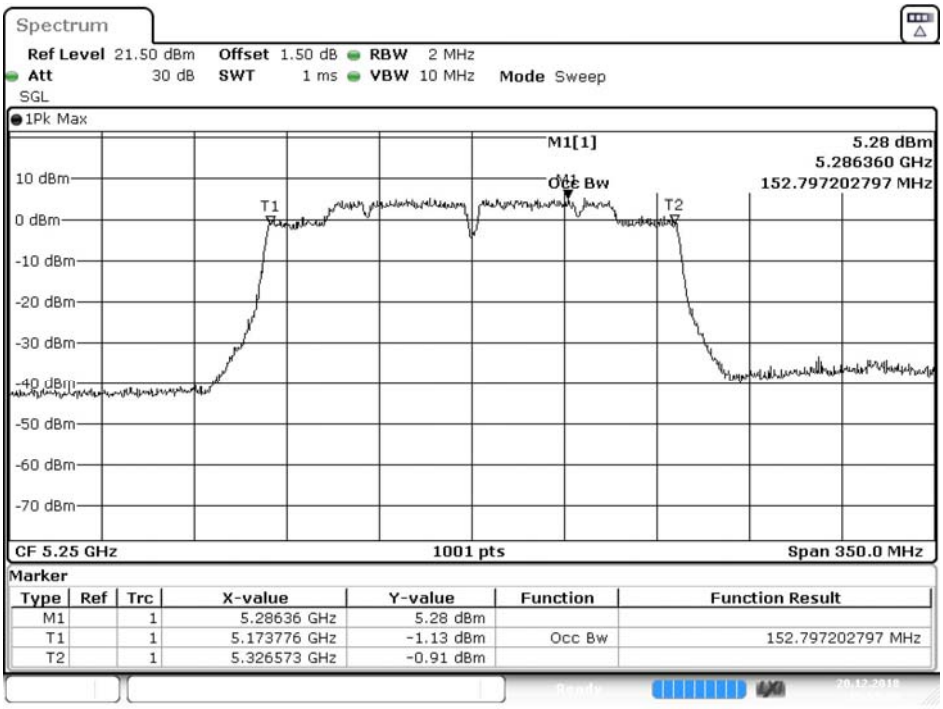

Date: 20.DEC.2018 15:57:26

Channel 114 – Chain A

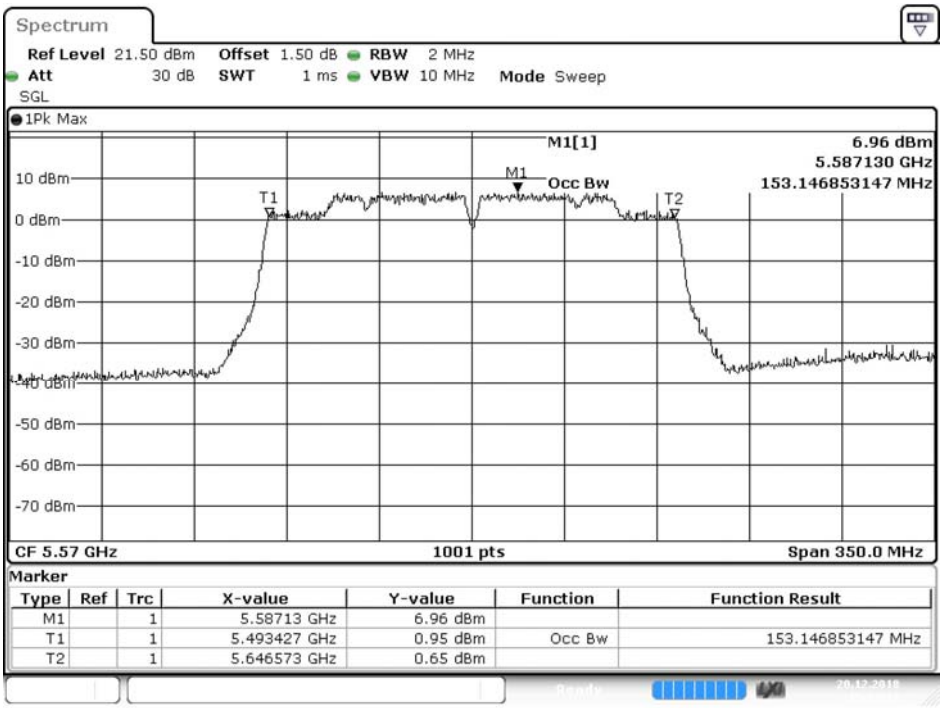

Date: 20.DEC.2018 15:53:22

Channel 114 – Chain B

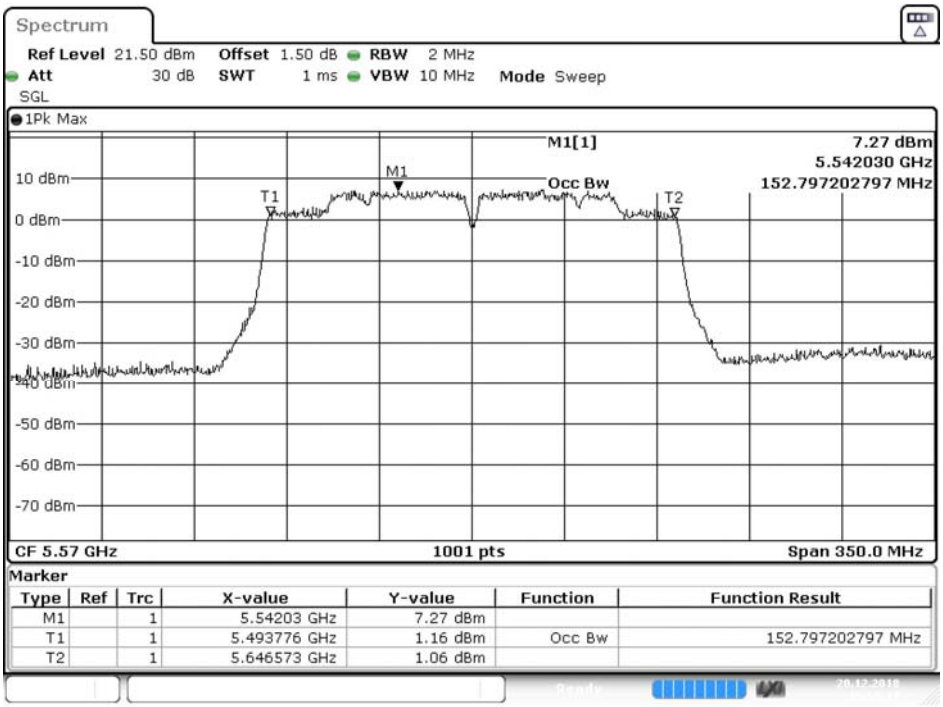

Date: 20.DEC.2018 15:59:17

Maximum conducted output power:

Channel 50 (U-NII-1) – Chain A

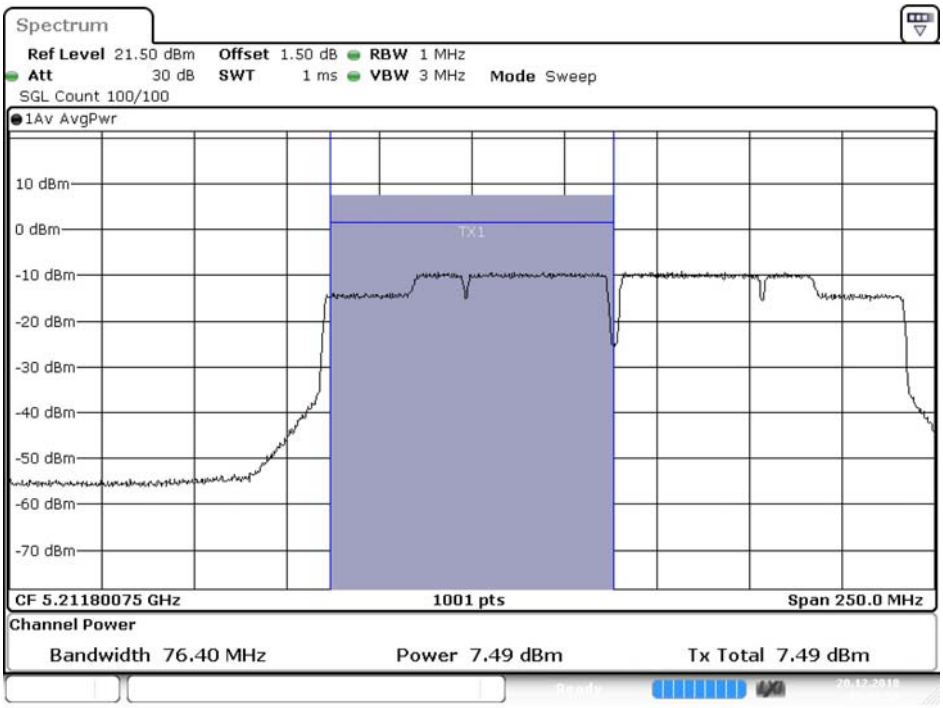

Date: 20.DEC.2018 15:51:56

Maximum conducted output power:

Channel 50 (U-NII-2A) – Chain A

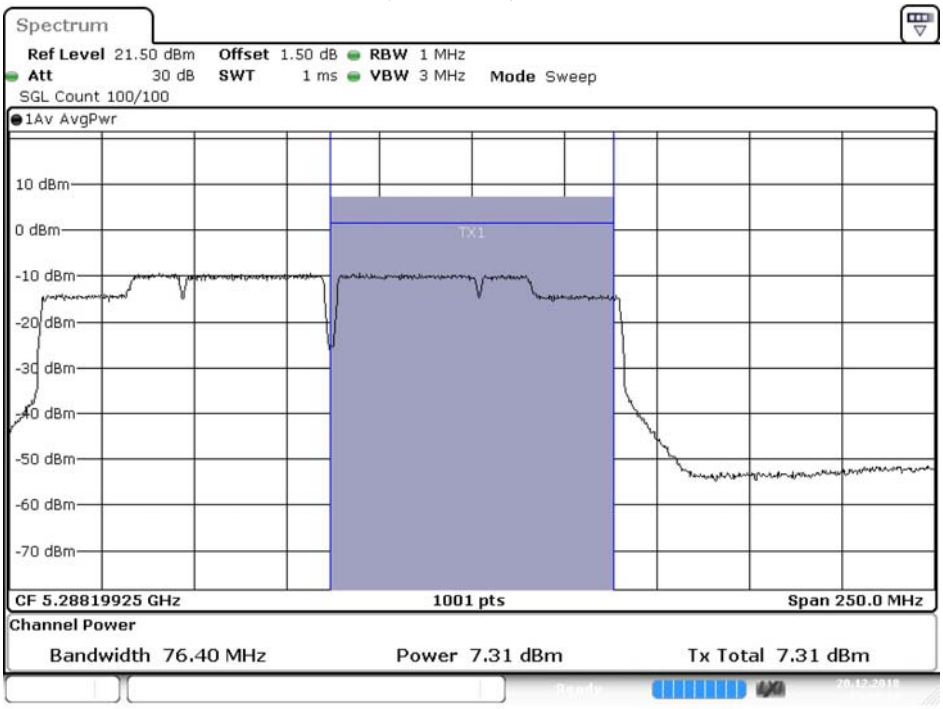

Date: 20.DEC.2018 15:52:19

Maximum conducted output power:

Channel 50 (U-NII-1) – Chain B

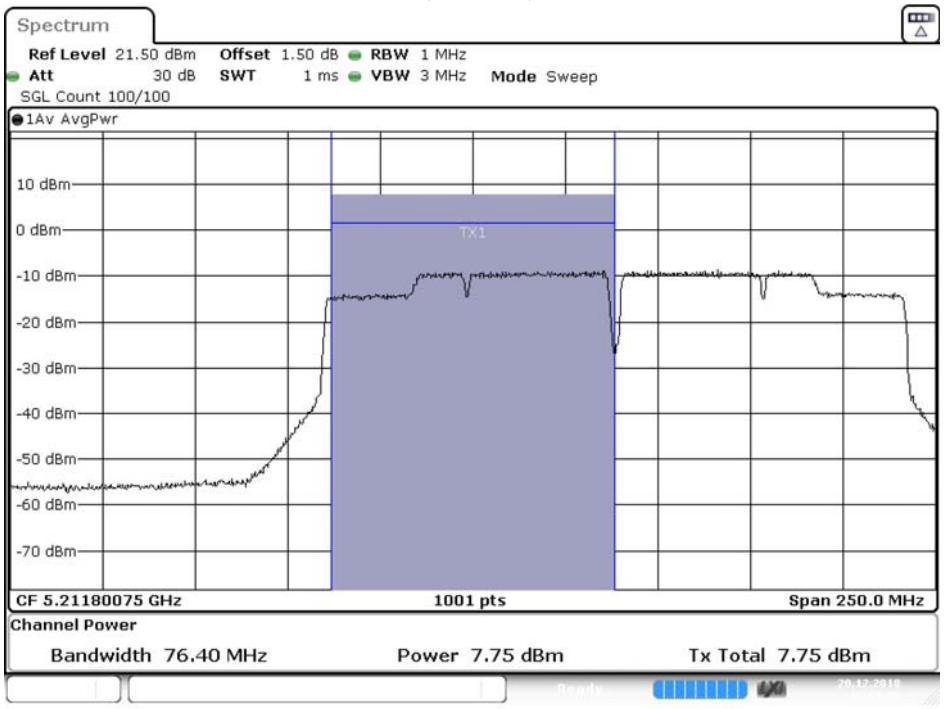

Date: 20.DEC.2018 15:57:51

Maximum conducted output power:

Channel 50 (U-NII-2A) – Chain B

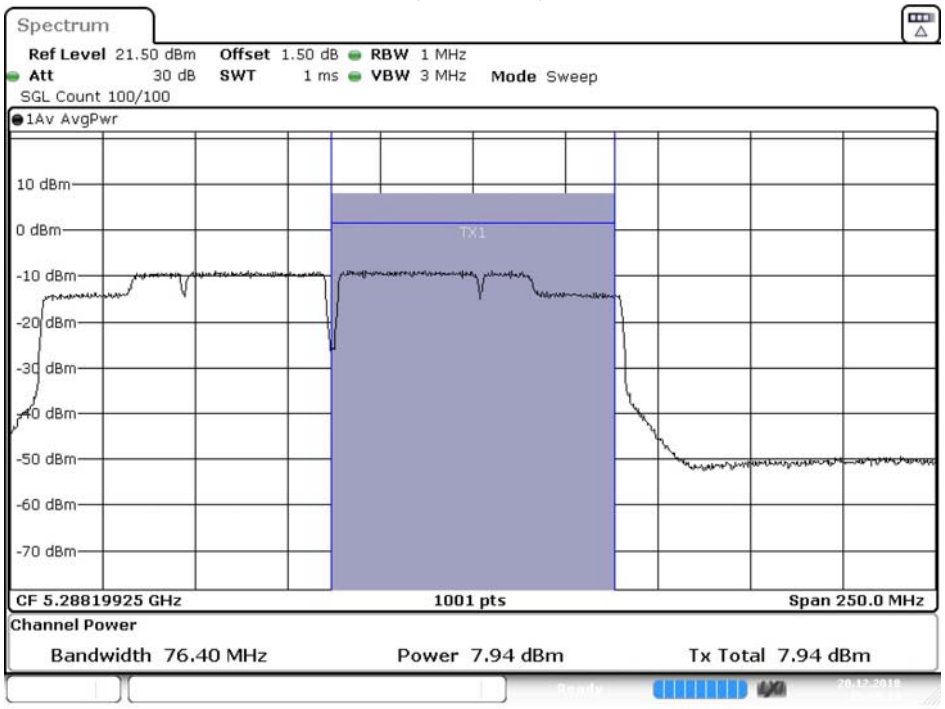

Date: 20.DEC.2018 15:58:14

Maximum conducted output power:

Channel 114 – Chain A

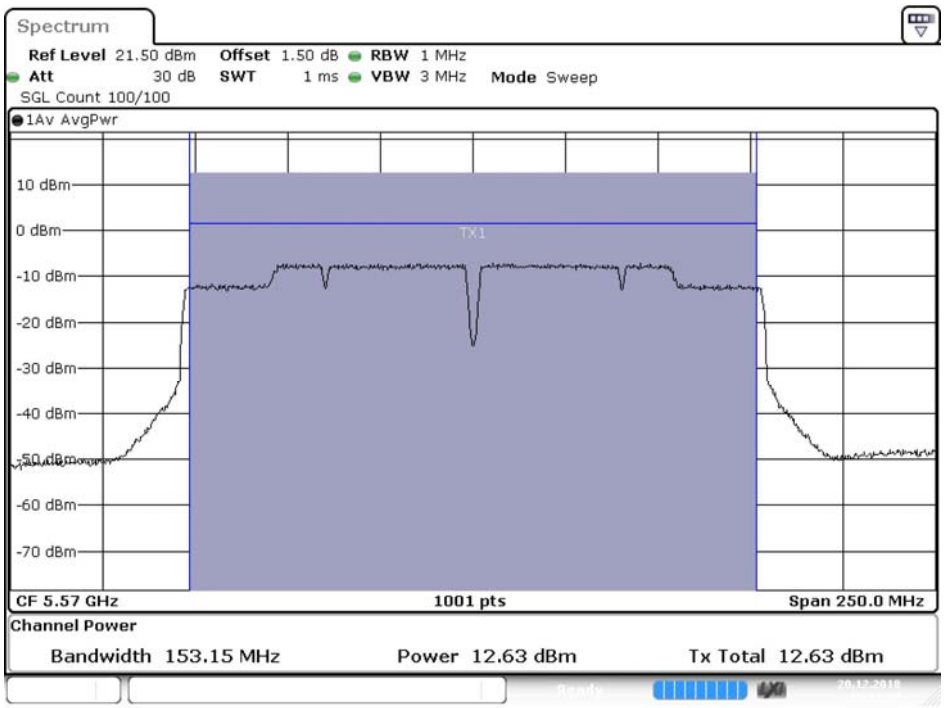

Date: 20.DEC.2018 15:53:47

Maximum conducted output power:

Channel 114 – Chain B

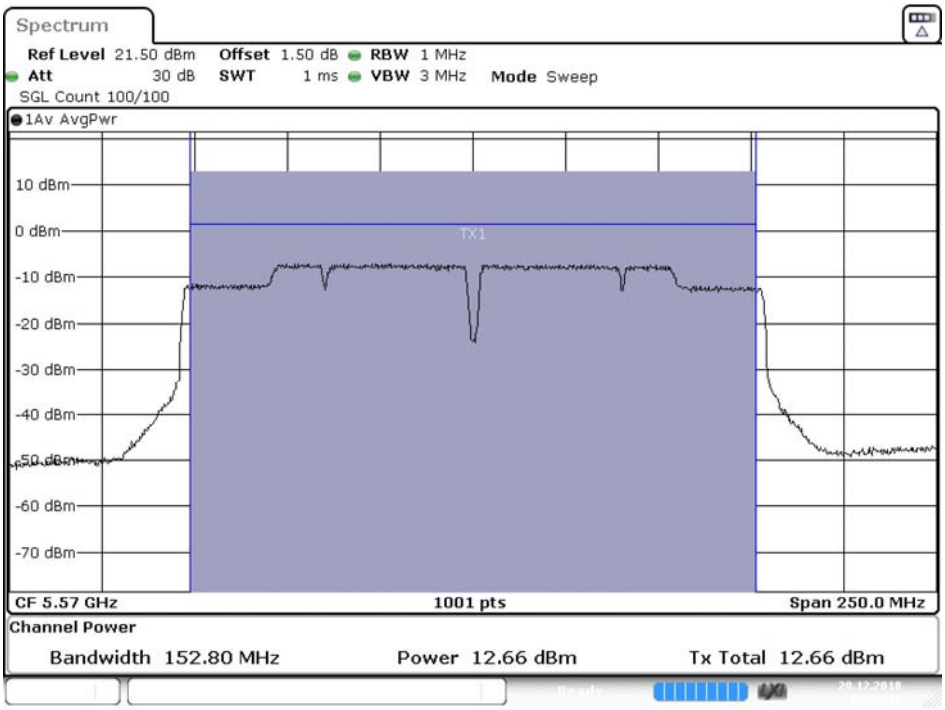

Date: 20.DEC.2018 15:59:42

3. Radiated Emission

3.1. Test Setup

Radiated Emission Under 30MHz

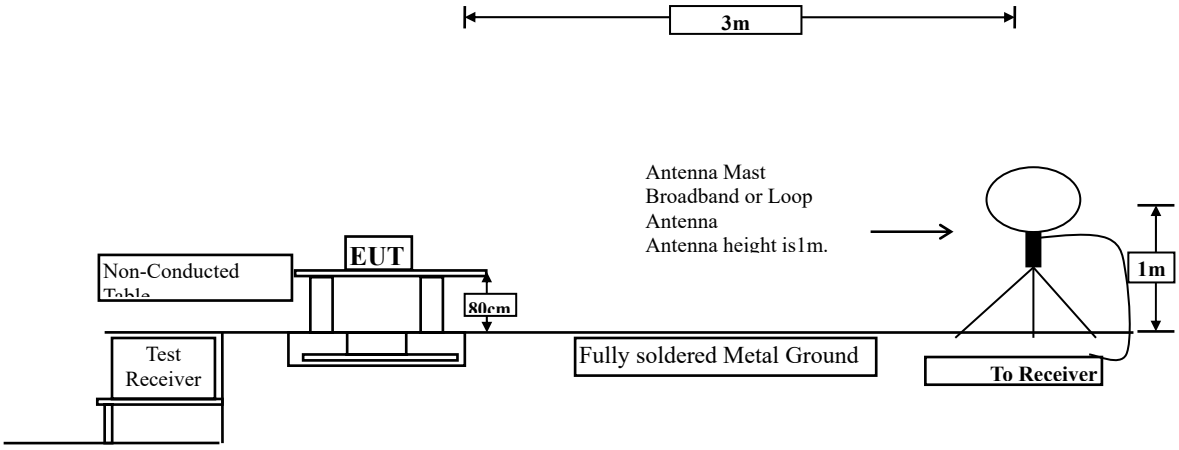

Radiated Emission Below 1GHz

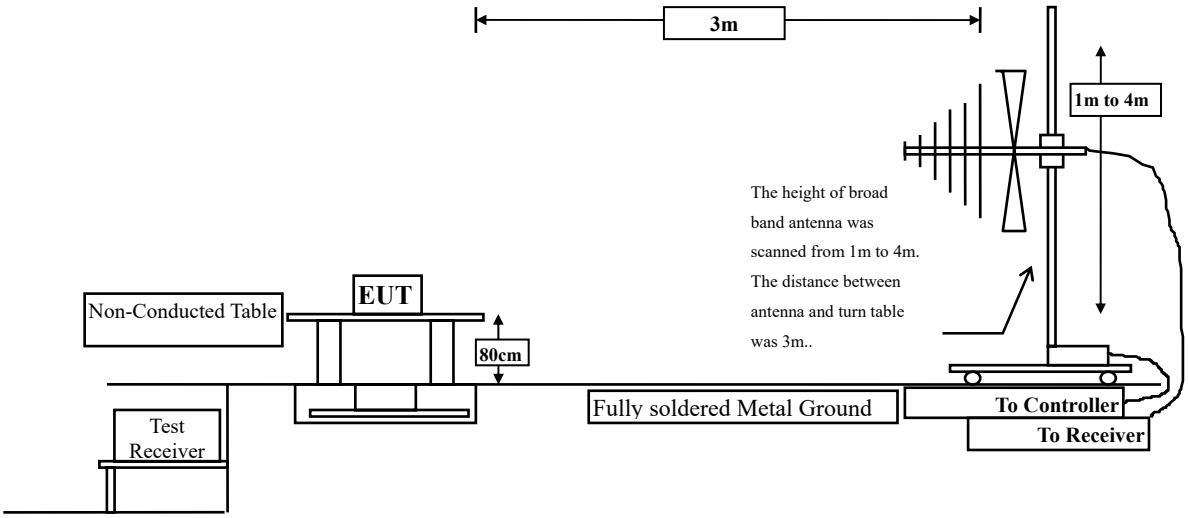

Radiated Emission Above 1GHz

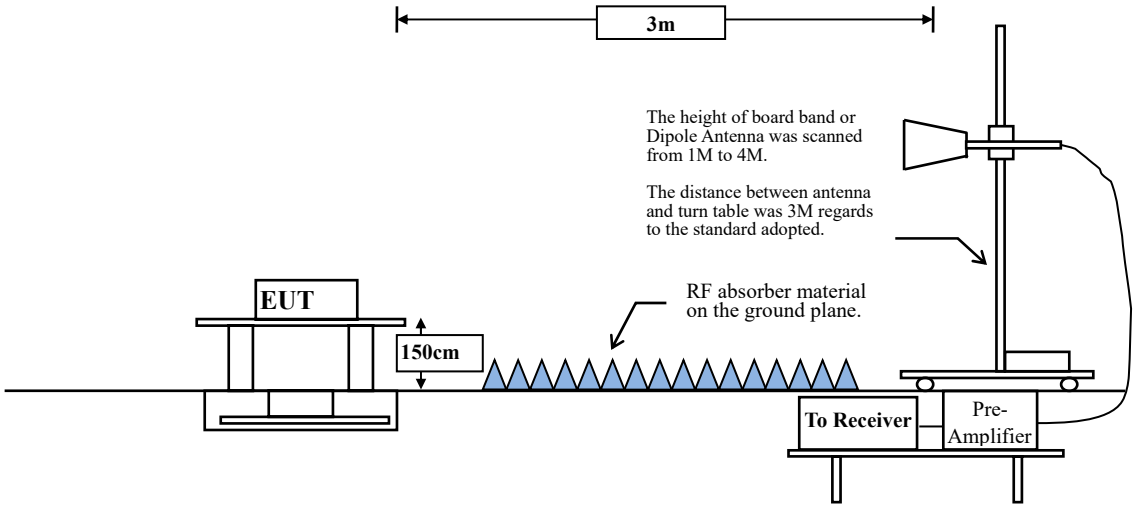

3.2. Limits

Emissions radiated outside of the specified frequency bands, except for harmonics, shall be attenuated by at least 20dB below the level of the fundamental or to the general radiated emission limits in paragraph 15.209, whichever is the lesser attenuation.

FCC Part 15 Subpart C Paragraph 15.209(a) Limits		
Frequency MHz	Field strength (microvolts/meter)	Measurement distance (meter)
0.009-0.490	2400/F(kHz)	300
0.490-1.705	24000/F(kHz)	30
1.705-30	30	30
30-88	100	3
88-216	150	3
216-960	200	3
Above 960	500	3

Remarks: E field strength (dBμV/m) = 20 log E field strength (uV/m)

3.3. Test Procedure

The EUT was setup according to ANSI C63.10, 2013 and tested according to FCC KDB-789033 test procedure for compliance to FCC 47CFR 15. 407 requirements.

Measuring the frequency range below 1GHz, the EUT is placed on a turn table which is 0.8 meter above ground,when measuring the frequency range above 1GHz, the EUT is placed on a turn table which is 1.5 meter above ground.

The turn table is rotated 360 degrees to determine the position of the maximum emission level.

The EUT was positioned such that the distance from antenna to the EUT was 3 meters.

The antenna is scanned between 1 meter and 4 meters to find out the maximum emission level. This is repeated for both horizontal and vertical polarization of the antenna. In order to find the maximum emission, all of the interface cables were manipulated according to ANSI C63.10: 2013 on radiated measurement.

The resolution bandwidth below 30MHz setting on the field strength meter is 9kHz and 30MHz~1GHz is 120kHz and above 1GHz is 1MHz.

Radiated emission measurements below 30MHz are made using Loop Antenna and 30MHz~1GHz are made using broadband Bilog antenna and above 1GHz are made using Horn Antennas.

The measurement is divided into the Preliminary Measurement and the Final Measurement.

The suspected frequencies are searched for in Preliminary Measurement with the measurement antenna kept pointed at the source of the emission both in azimuth and elevation, with the polarization of the antenna oriented for maximum response. The antenna is pointed at an angle towards the source of the emission, and the EUT is rotated in both height and polarization to maximize the measured emission. The emission is kept within the illumination area of the 3 dB bandwidth of the antenna.

The measurement frequency range form 9kHz - 10th Harmonic of fundamental was investigated.

RBW and VBW Parameter setting:

According to KDB 789033 section II.G.5 Procedure for Unwanted Maximum Emissions Measurements above 1000 MHz.

RBW = 1MHz.

VBW ≥ 3MHz.

According to KDB 789033 section II.G.6 Procedures for Average Unwanted Emissions Measurements above 1000 MHz.

RBW = 1MHz.

VBW = 10Hz, when duty cycle ≥ 98 %

VBW ≥ 1/T, when duty cycle < 98 %

(T refers to the minimum transmission duration over which the transmitter is on and is transmitting at its maximum power control level for the tested mode of operation.)

SISO A:

5GHz band	Duty Cycle (%)	T (ms)	1/T (Hz)	VBW (Hz)
802.11a	99.04	--	--	10
802.11n20	99.87	--	--	10
802.11n40	99.34	--	--	10
802.11ac20	99.80	--	--	10
802.11ac40	99.38	--	--	10
802.11ac80	99.28	--	--	10
802.11ac160	99.64	--	--	10

Note: Duty Cycle Refer to Section 5

SISO B:

5GHz band	Duty Cycle (%)	T (ms)	1/T (Hz)	VBW (Hz)
802.11a	99.52	--	--	10
802.11n20	99.97	--	--	10
802.11n40	99.45	--	--	10
802.11ac20	99.98	--	--	10
802.11ac40	99.38	--	--	10
802.11ac80	99.28	--	--	10
802.11ac160	99.64	--	--	10

Note: Duty Cycle Refer to Section 5

MIMO:

5GHz band	Duty Cycle (%)	T (ms)	1/T (Hz)	VBW (Hz)
802.11n20	99.41	--	--	10
802.11n40	99.34	--	--	10
802.11ac20	99.40	--	--	10
802.11ac40	99.59	--	--	10
802.11ac80	99.64	--	--	10
802.11ac160	98.94	--	--	10

Note: Duty Cycle Refer to Section 5

3.4. Uncertainty

Horizontal polarization：

30-300MHz: ±4.08dB；300M-1GHz: ±3.86dB；1-18GHz: ±3.77dB；18-40GHz: ±3.98dB

Vertical polarization：

30-300MHz: ±4.81dB；300M-1GHz: ±3.87dB；1-18GHz : ±3.83dB；18-40GHz: ±3.98dB

3.5. Test Result of Radiated Emission

Product : Intel® Wireless-AC 9560
Test Item : Harmonic Radiated Emission Data
Test Date : 2018/12/25
Test Mode : Mode 1 SISO A: Transmit (802.11a_6Mbps)(5180MHz)

Horizontal

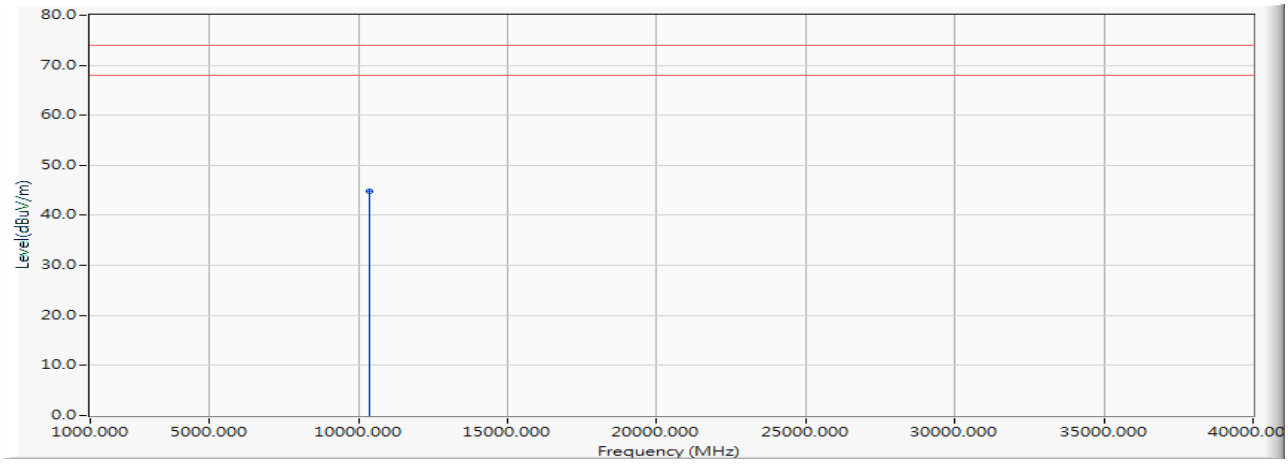

		Frequency (MHz)	Correct Factor (dB)	Reading Level (dBµV)	Measure Level (dBµV/m)	Margin (dB)	Limit (dBµV/m)	Detector Type
1	*	10360.000	0.180	44.650	44.830	-29.170	74.000	PEAK

Note:

1. All Readings below 1GHz are Quasi-Peak, above 1GHz are performed with peak and/or average measurements as necessary.
2. Measurement Level = Reading Level + Correct Factor.
3. Correct Factor = Antenna factor + Cable loss –Amplifier gain.
4. The average measurement was not performed when the peak measured data under the limit of average detection.
5. The emission levels of other frequencies are very lower than the limit and not show in test report.

Product	:	Intel® Wireless-AC 9560
Test Item	:	Harmonic Radiated Emission Data
Test Date	:	2018/12/25
Test Mode	:	Mode 1 SISO A: Transmit (802.11a_6Mbps)(5180MHz)

Vertical

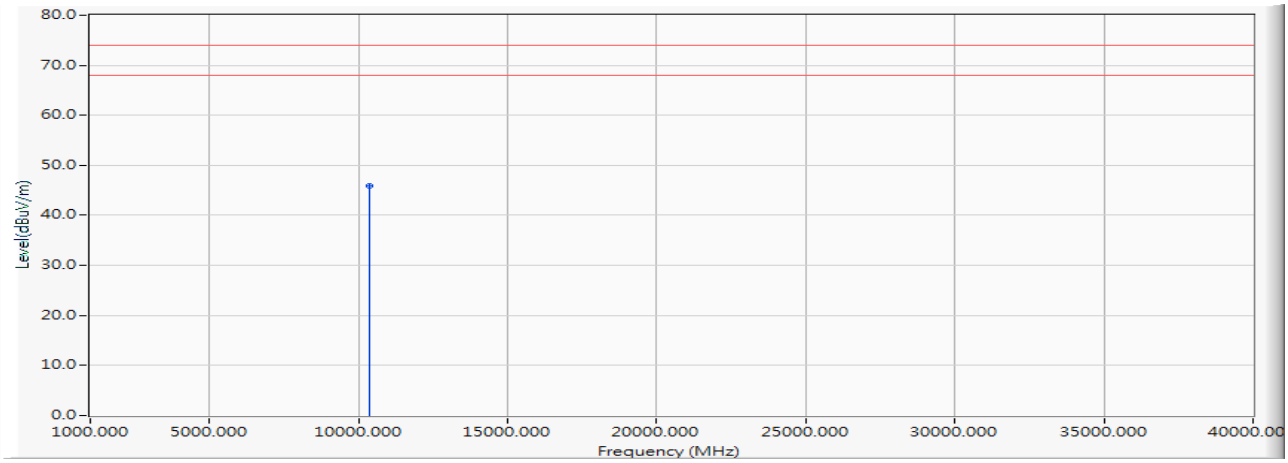

		Frequency (MHz)	Correct Factor (dB)	Reading Level (dBµV)	Measure Level (dBµV/m)	Margin (dB)	Limit (dBµV/m)	Detector Type
1	*	10360.000	0.180	45.720	45.900	-28.100	74.000	PEAK

Note:

1. All Readings below 1GHz are Quasi-Peak, above 1GHz are performed with peak and/or average measurements as necessary.
2. Measurement Level = Reading Level + Correct Factor.
3. Correct Factor = Antenna factor + Cable loss –Amplifier gain.
4. The average measurement was not performed when the peak measured data under the limit of average detection.
5. The emission levels of other frequencies are very lower than the limit and not show in test report.

Product : Intel® Wireless-AC 9560
Test Item : Harmonic Radiated Emission Data
Test Date : 2018/12/25
Test Mode : Mode 1 SISO A: Transmit (802.11a_6Mbps)(5200MHz)

Horizontal

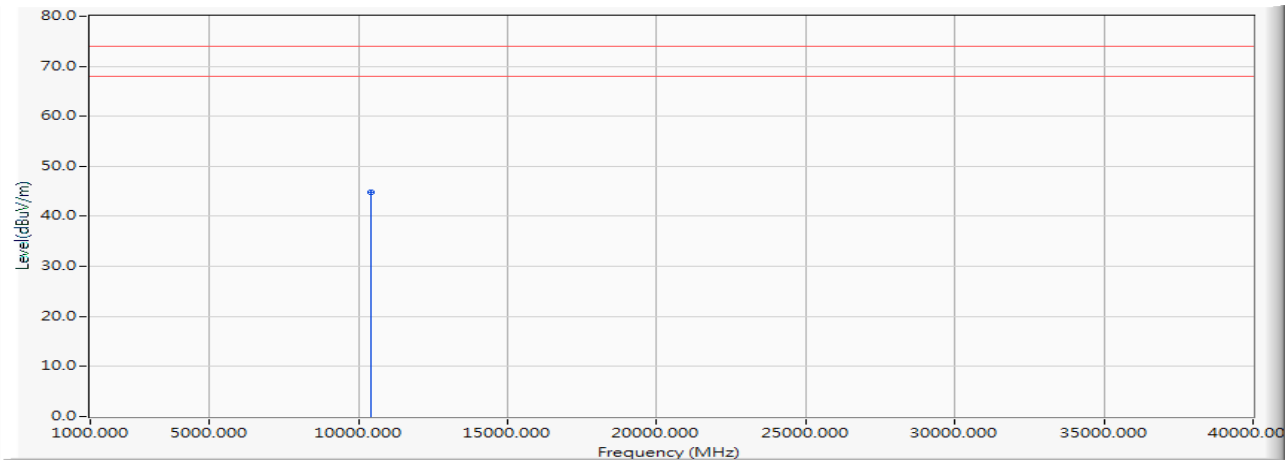

		Frequency (MHz)	Correct Factor (dB)	Reading Level (dBµV)	Measure Level (dBµV/m)	Margin (dB)	Limit (dBµV/m)	Detector Type
1	*	10400.000	0.208	44.520	44.727	-29.273	74.000	PEAK

Note:

1. All Readings below 1GHz are Quasi-Peak, above 1GHz are performed with peak and/or average measurements as necessary.
2. Measurement Level = Reading Level + Correct Factor.
3. Correct Factor = Antenna factor + Cable loss –Amplifier gain.
4. The average measurement was not performed when the peak measured data under the limit of average detection.
5. The emission levels of other frequencies are very lower than the limit and not show in test report.

Product	:	Intel® Wireless-AC 9560
Test Item	:	Harmonic Radiated Emission Data
Test Date	:	2018/12/25
Test Mode	:	Mode 1 SISO A: Transmit (802.11a_6Mbps)(5200MHz)

Vertical

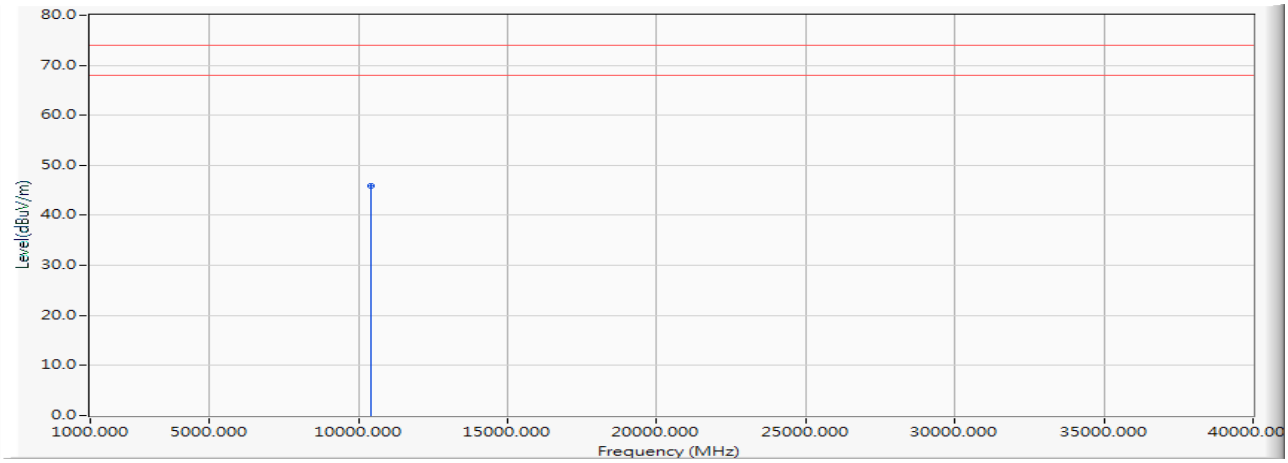

		Frequency (MHz)	Correct Factor (dB)	Reading Level (dBµV)	Measure Level (dBµV/m)	Margin (dB)	Limit (dBµV/m)	Detector Type
1	*	10400.000	0.208	45.620	45.827	-28.173	74.000	PEAK

Note:

1. All Readings below 1GHz are Quasi-Peak, above 1GHz are performed with peak and/or average measurements as necessary.
2. Measurement Level = Reading Level + Correct Factor.
3. Correct Factor = Antenna factor + Cable loss –Amplifier gain.
4. The average measurement was not performed when the peak measured data under the limit of average detection.
5. The emission levels of other frequencies are very lower than the limit and not show in test report.

Product : Intel® Wireless-AC 9560
Test Item : Harmonic Radiated Emission Data
Test Date : 2018/12/25
Test Mode : Mode 1 SISO A: Transmit (802.11a_6Mbps)(5240MHz)

Horizontal

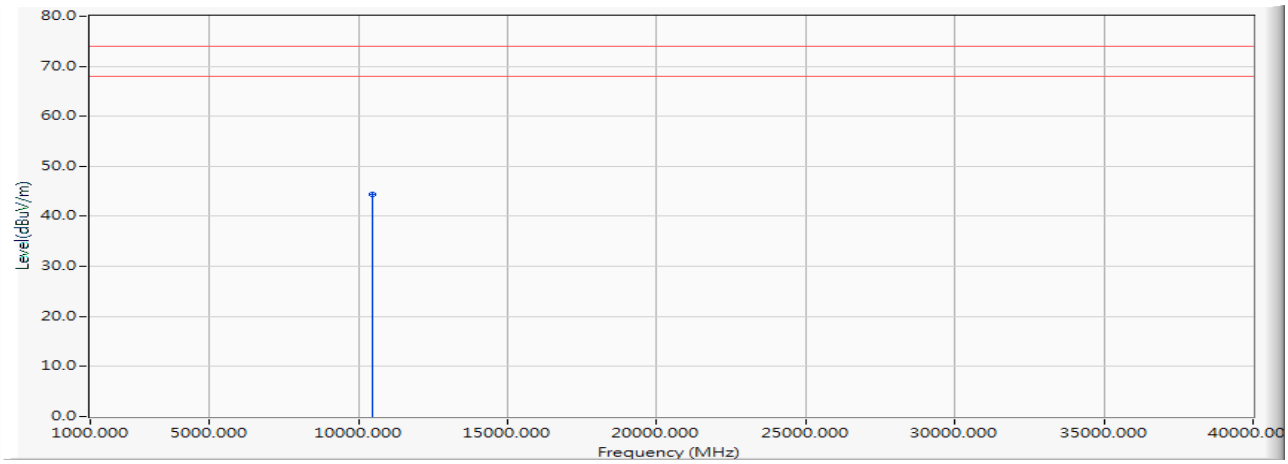

		Frequency (MHz)	Correct Factor (dB)	Reading Level (dBµV)	Measure Level (dBµV/m)	Margin (dB)	Limit (dBµV/m)	Detector Type
1	*	10480.000	0.269	44.080	44.349	-29.651	74.000	PEAK

Note:

1. All Readings below 1GHz are Quasi-Peak, above 1GHz are performed with peak and/or average measurements as necessary.
2. Measurement Level = Reading Level + Correct Factor.
3. Correct Factor = Antenna factor + Cable loss –Amplifier gain.
4. The average measurement was not performed when the peak measured data under the limit of average detection.
5. The emission levels of other frequencies are very lower than the limit and not show in test report.

Product : Intel® Wireless-AC 9560
Test Item : Harmonic Radiated Emission Data
Test Date : 2018/12/25
Test Mode : Mode 1 SISO A: Transmit (802.11a_6Mbps)(5240MHz)

Vertical

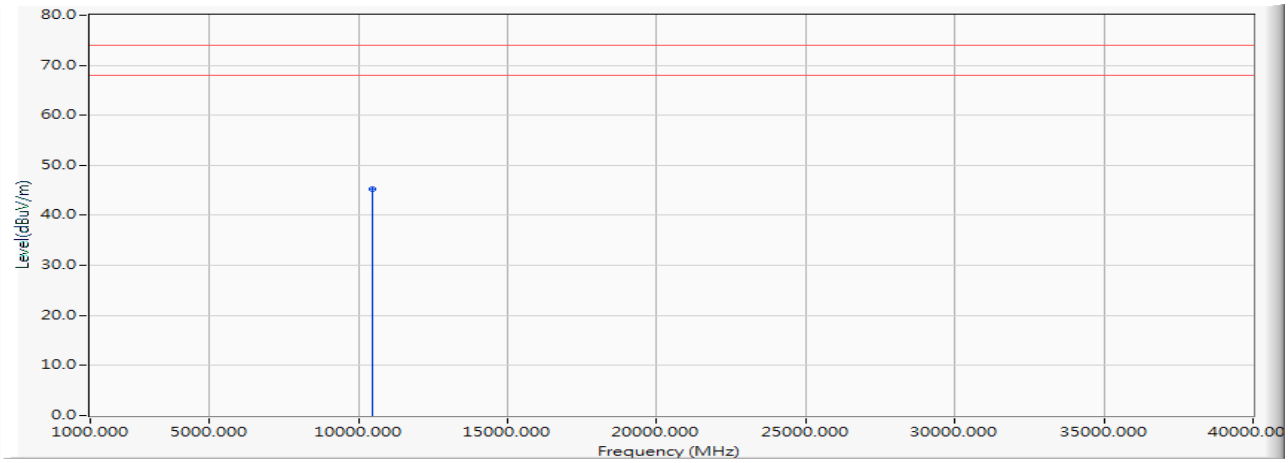

		Frequency (MHz)	Correct Factor (dB)	Reading Level (dBµV)	Measure Level (dBµV/m)	Margin (dB)	Limit (dBµV/m)	Detector Type
1	*	10480.000	0.269	45.060	45.329	-28.671	74.000	PEAK

Note:

1. All Readings below 1GHz are Quasi-Peak, above 1GHz are performed with peak and/or average measurements as necessary.
2. Measurement Level = Reading Level + Correct Factor.
3. Correct Factor = Antenna factor + Cable loss –Amplifier gain.
4. The average measurement was not performed when the peak measured data under the limit of average detection.
5. The emission levels of other frequencies are very lower than the limit and not show in test report.

Product : Intel® Wireless-AC 9560
Test Item : Harmonic Radiated Emission Data
Test Date : 2018/12/25
Test Mode : Mode 1 SISO A: Transmit (802.11a_6Mbps)(5260MHz)

Horizontal

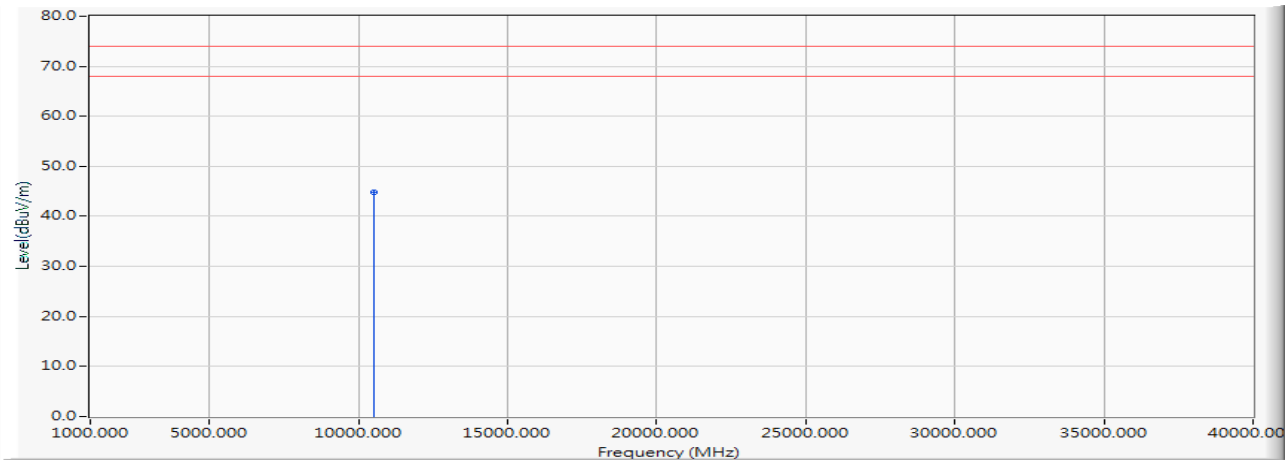

		Frequency (MHz)	Correct Factor (dB)	Reading Level (dBµV)	Measure Level (dBµV/m)	Margin (dB)	Limit (dBµV/m)	Detector Type
1	*	10520.000	0.293	44.570	44.863	-29.137	74.000	PEAK

Note:

1. All Readings below 1GHz are Quasi-Peak, above 1GHz are performed with peak and/or average measurements as necessary.
2. Measurement Level = Reading Level + Correct Factor.
3. Correct Factor = Antenna factor + Cable loss –Amplifier gain.
4. The average measurement was not performed when the peak measured data under the limit of average detection.
5. The emission levels of other frequencies are very lower than the limit and not show in test report.

Product	:	Intel® Wireless-AC 9560
Test Item	:	Harmonic Radiated Emission Data
Test Date	:	2018/12/25
Test Mode	:	Mode 1 SISO A: Transmit (802.11a_6Mbps)(5260MHz)

Vertical

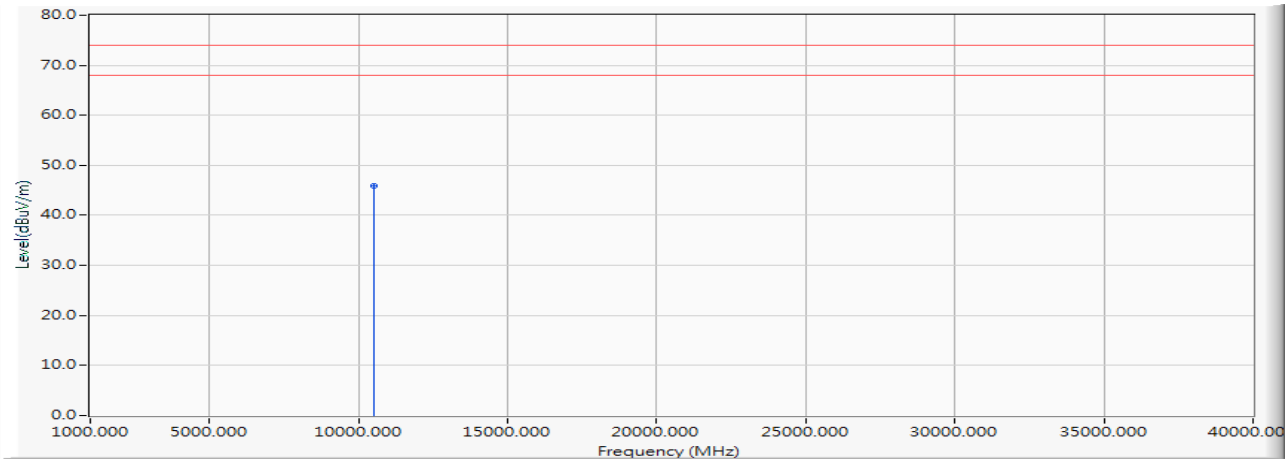

		Frequency (MHz)	Correct Factor (dB)	Reading Level (dBµV)	Measure Level (dBµV/m)	Margin (dB)	Limit (dBµV/m)	Detector Type
1	*	10520.000	0.293	45.630	45.923	-28.077	74.000	PEAK

Note:

1. All Readings below 1GHz are Quasi-Peak, above 1GHz are performed with peak and/or average measurements as necessary.
2. Measurement Level = Reading Level + Correct Factor.
3. Correct Factor = Antenna factor + Cable loss –Amplifier gain.
4. The average measurement was not performed when the peak measured data under the limit of average detection.
5. The emission levels of other frequencies are very lower than the limit and not show in test report.

Product : Intel® Wireless-AC 9560
Test Item : Harmonic Radiated Emission Data
Test Date : 2018/12/25
Test Mode : Mode 1 SISO A: Transmit (802.11a_6Mbps)(5280MHz)

Horizontal

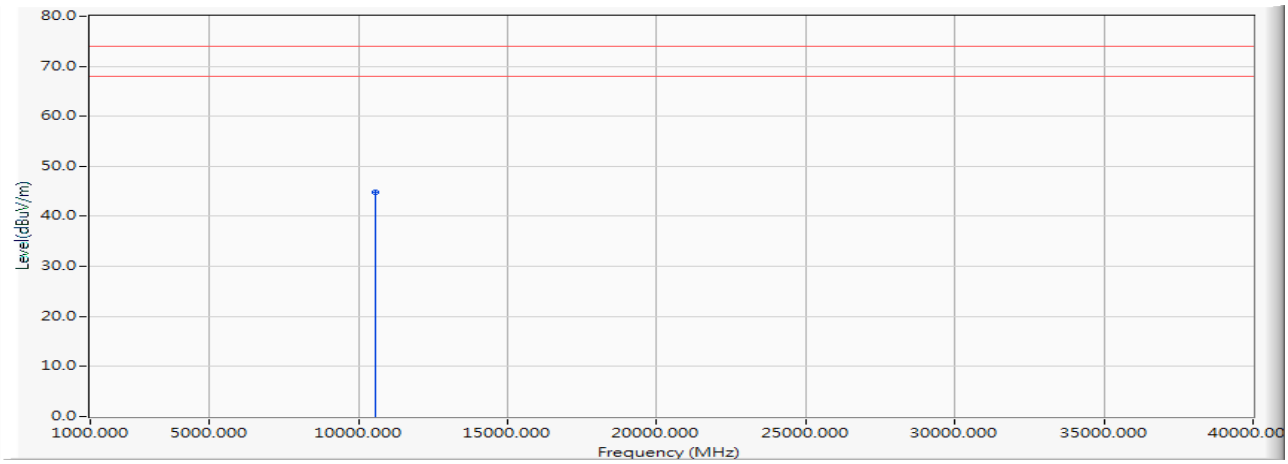

		Frequency (MHz)	Correct Factor (dB)	Reading Level (dBµV)	Measure Level (dBµV/m)	Margin (dB)	Limit (dBµV/m)	Detector Type
1	*	10560.000	0.359	44.510	44.869	-29.131	74.000	PEAK

Note:

1. All Readings below 1GHz are Quasi-Peak, above 1GHz are performed with peak and/or average measurements as necessary.
2. Measurement Level = Reading Level + Correct Factor.
3. Correct Factor = Antenna factor + Cable loss –Amplifier gain.
4. The average measurement was not performed when the peak measured data under the limit of average detection.
5. The emission levels of other frequencies are very lower than the limit and not show in test report.

Product : Intel® Wireless-AC 9560
Test Item : Harmonic Radiated Emission Data
Test Date : 2018/12/25
Test Mode : Mode 1 SISO A: Transmit (802.11a_6Mbps)(5280MHz)

Vertical

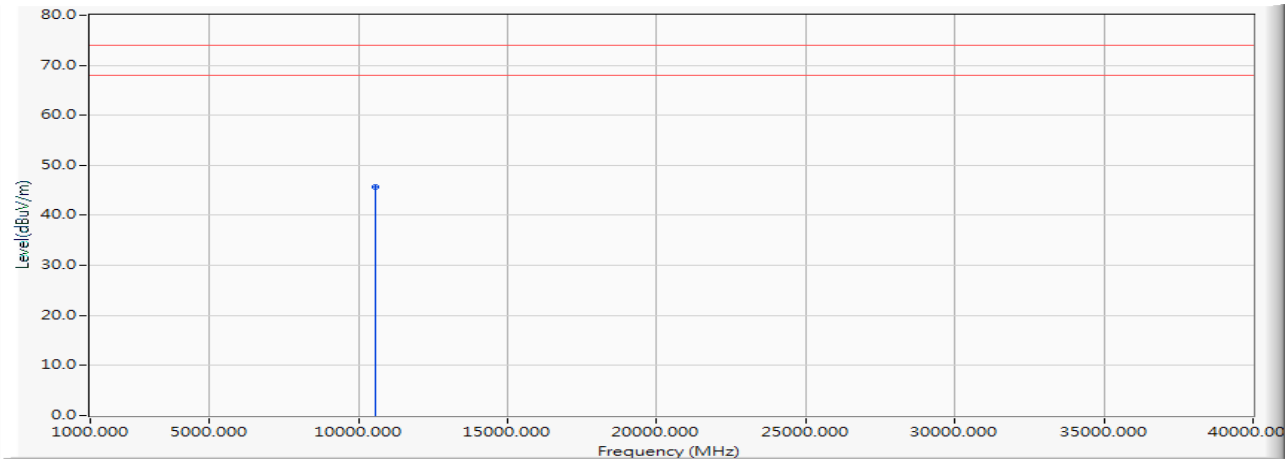

		Frequency (MHz)	Correct Factor (dB)	Reading Level (dBµV)	Measure Level (dBµV/m)	Margin (dB)	Limit (dBµV/m)	Detector Type
1	*	10560.000	0.359	45.380	45.739	-28.261	74.000	PEAK

Note:

1. All Readings below 1GHz are Quasi-Peak, above 1GHz are performed with peak and/or average measurements as necessary.
2. Measurement Level = Reading Level + Correct Factor.
3. Correct Factor = Antenna factor + Cable loss –Amplifier gain.
4. The average measurement was not performed when the peak measured data under the limit of average detection.
5. The emission levels of other frequencies are very lower than the limit and not show in test report.

Product : Intel® Wireless-AC 9560
Test Item : Harmonic Radiated Emission Data
Test Date : 2018/12/25
Test Mode : Mode 1 SISO A: Transmit (802.11a_6Mbps)(5320MHz)

Horizontal

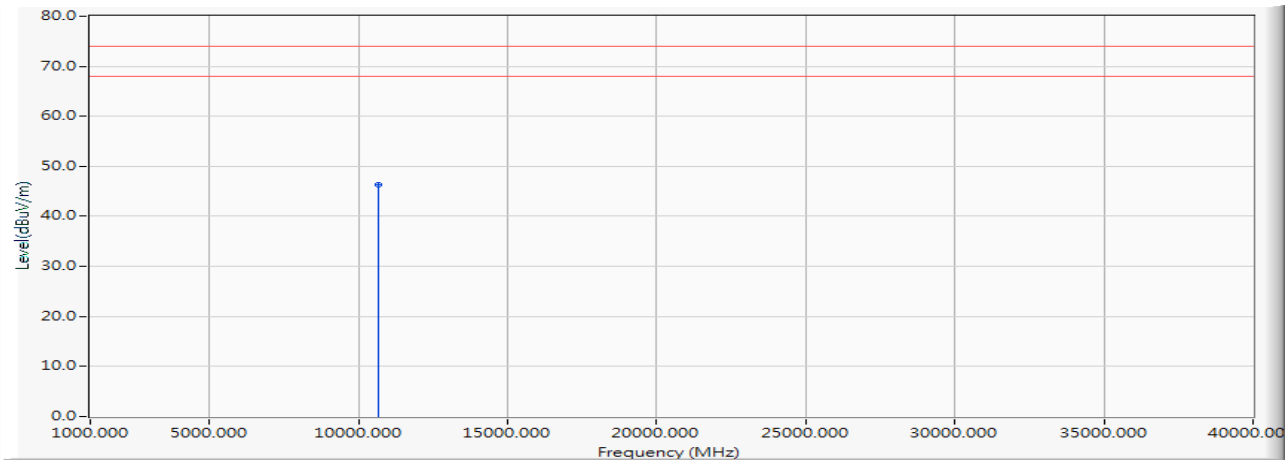

		Frequency (MHz)	Correct Factor (dB)	Reading Level (dBµV)	Measure Level (dBµV/m)	Margin (dB)	Limit (dBµV/m)	Detector Type
1	*	10640.000	0.598	45.760	46.358	-27.642	74.000	PEAK

Note:

1. All Readings below 1GHz are Quasi-Peak, above 1GHz are performed with peak and/or average measurements as necessary.
2. Measurement Level = Reading Level + Correct Factor.
3. Correct Factor = Antenna factor + Cable loss –Amplifier gain.
4. The average measurement was not performed when the peak measured data under the limit of average detection.
5. The emission levels of other frequencies are very lower than the limit and not show in test report.

Product : Intel® Wireless-AC 9560
Test Item : Harmonic Radiated Emission Data
Test Date : 2018/12/25
Test Mode : Mode 1 SISO A: Transmit (802.11a_6Mbps)(5320MHz)

Vertical

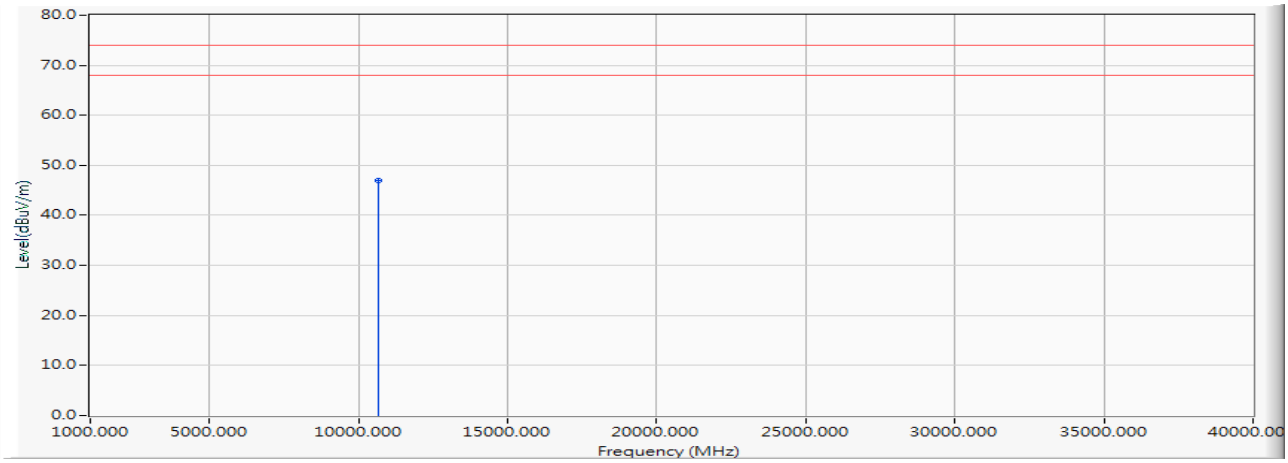

		Frequency (MHz)	Correct Factor (dB)	Reading Level (dBµV)	Measure Level (dBµV/m)	Margin (dB)	Limit (dBµV/m)	Detector Type
1	*	10640.000	0.598	46.310	46.908	-27.092	74.000	PEAK

Note:

1. All Readings below 1GHz are Quasi-Peak, above 1GHz are performed with peak and/or average measurements as necessary.
2. Measurement Level = Reading Level + Correct Factor.
3. Correct Factor = Antenna factor + Cable loss –Amplifier gain.
4. The average measurement was not performed when the peak measured data under the limit of average detection.
5. The emission levels of other frequencies are very lower than the limit and not show in test report.

Product : Intel® Wireless-AC 9560
Test Item : Harmonic Radiated Emission Data
Test Date : 2018/12/25
Test Mode : Mode 1 SISO A: Transmit (802.11a_6Mbps)(5500MHz)

Horizontal

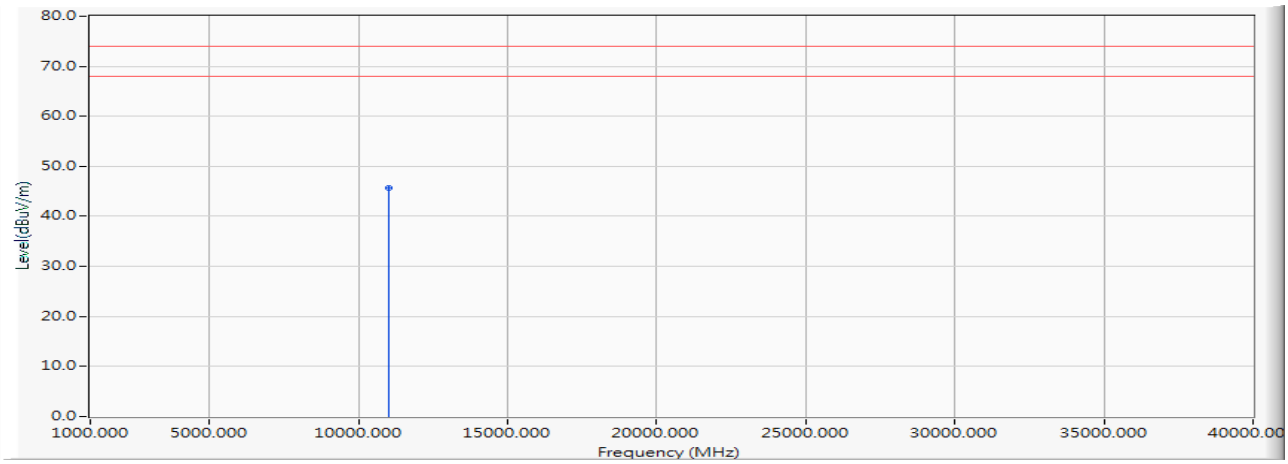

		Frequency (MHz)	Correct Factor (dB)	Reading Level (dBµV)	Measure Level (dBµV/m)	Margin (dB)	Limit (dBµV/m)	Detector Type
1	*	11000.000	1.166	44.540	45.706	-28.294	74.000	PEAK

Note:

1. All Readings below 1GHz are Quasi-Peak, above 1GHz are performed with peak and/or average measurements as necessary.
2. Measurement Level = Reading Level + Correct Factor.
3. Correct Factor = Antenna factor + Cable loss –Amplifier gain.
4. The average measurement was not performed when the peak measured data under the limit of average detection.
5. The emission levels of other frequencies are very lower than the limit and not show in test report.

Product : Intel® Wireless-AC 9560
Test Item : Harmonic Radiated Emission Data
Test Date : 2018/12/25
Test Mode : Mode 1 SISO A: Transmit (802.11a_6Mbps)(5500MHz)

Vertical

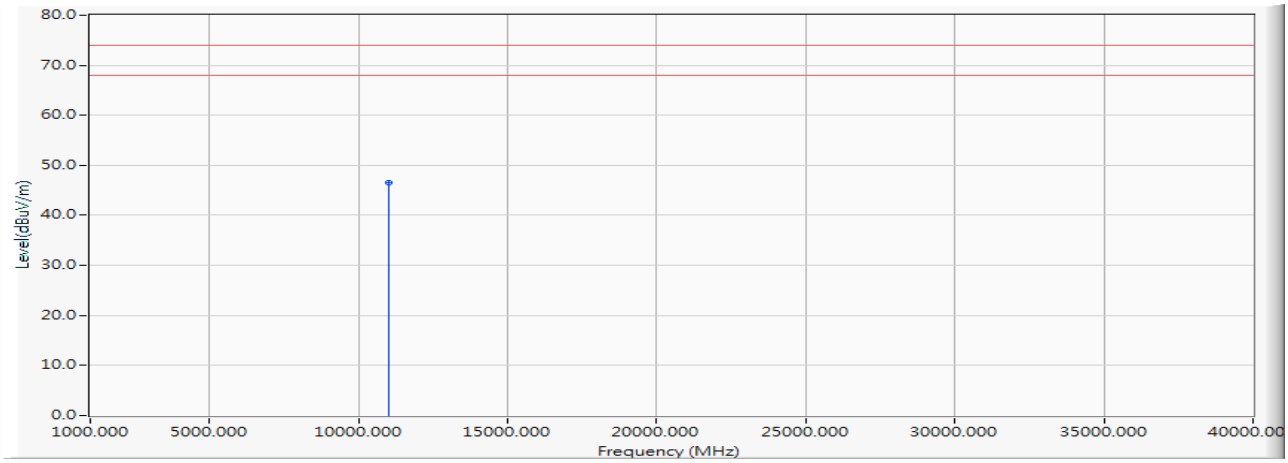

		Frequency (MHz)	Correct Factor (dB)	Reading Level (dBµV)	Measure Level (dBµV/m)	Margin (dB)	Limit (dBµV/m)	Detector Type
1	*	11000.000	1.166	45.440	46.606	-27.394	74.000	PEAK

Note:

1. All Readings below 1GHz are Quasi-Peak, above 1GHz are performed with peak and/or average measurements as necessary.
2. Measurement Level = Reading Level + Correct Factor.
3. Correct Factor = Antenna factor + Cable loss –Amplifier gain.
4. The average measurement was not performed when the peak measured data under the limit of average detection.
5. The emission levels of other frequencies are very lower than the limit and not show in test report.

Product : Intel® Wireless-AC 9560
Test Item : Harmonic Radiated Emission Data
Test Date : 2018/12/25
Test Mode : Mode 1 SISO A: Transmit (802.11a_6Mbps)(5600MHz)

Horizontal

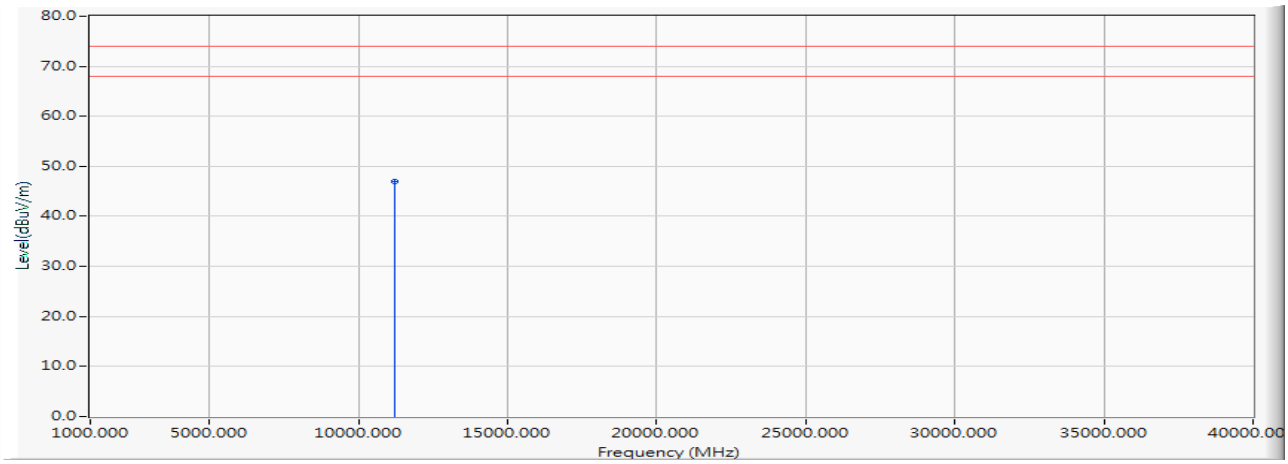

		Frequency (MHz)	Correct Factor (dB)	Reading Level (dBµV)	Measure Level (dBµV/m)	Margin (dB)	Limit (dBµV/m)	Detector Type
1	*	11200.000	1.251	45.720	46.971	-27.029	74.000	PEAK

Note:

1. All Readings below 1GHz are Quasi-Peak, above 1GHz are performed with peak and/or average measurements as necessary.
2. Measurement Level = Reading Level + Correct Factor.
3. Correct Factor = Antenna factor + Cable loss –Amplifier gain.
4. The average measurement was not performed when the peak measured data under the limit of average detection.
5. The emission levels of other frequencies are very lower than the limit and not show in test report.

Product	:	Intel® Wireless-AC 9560
Test Item	:	Harmonic Radiated Emission Data
Test Date	:	2018/12/25
Test Mode	:	Mode 1 SISO A: Transmit (802.11a_6Mbps)(5600MHz)

Vertical

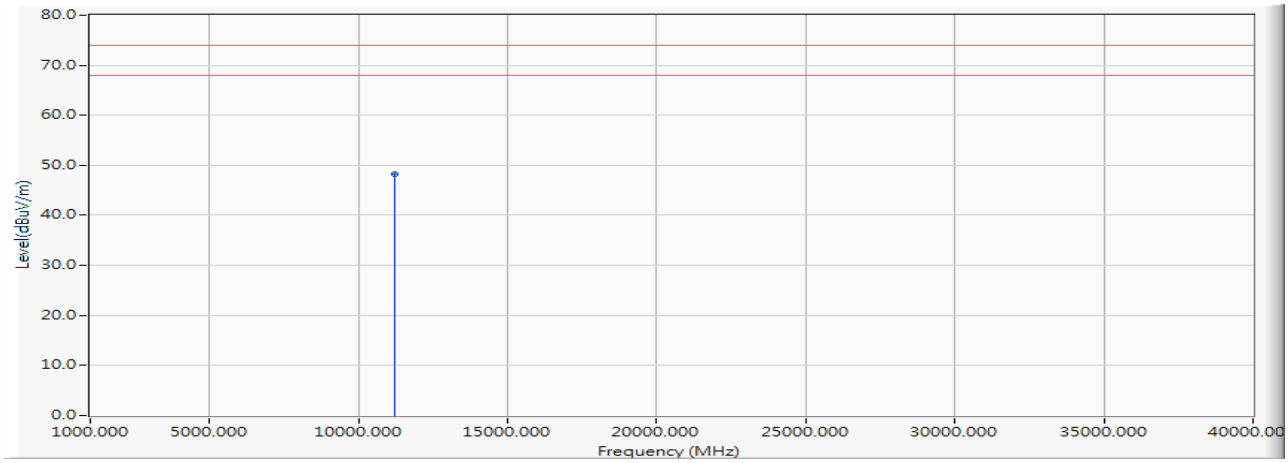

		Frequency (MHz)	Correct Factor (dB)	Reading Level (dBµV)	Measure Level (dBµV/m)	Margin (dB)	Limit (dBµV/m)	Detector Type
1	*	11200.000	1.251	46.970	48.221	-25.779	74.000	PEAK

Note:

1. All Readings below 1GHz are Quasi-Peak, above 1GHz are performed with peak and/or average measurements as necessary.
2. Measurement Level = Reading Level + Correct Factor.
3. Correct Factor = Antenna factor + Cable loss –Amplifier gain.
4. The average measurement was not performed when the peak measured data under the limit of average detection.
5. The emission levels of other frequencies are very lower than the limit and not show in test report.

Product : Intel® Wireless-AC 9560
Test Item : Harmonic Radiated Emission Data
Test Date : 2018/12/25
Test Mode : Mode 1 SISO A: Transmit (802.11a_6Mbps)(5700MHz)

Horizontal

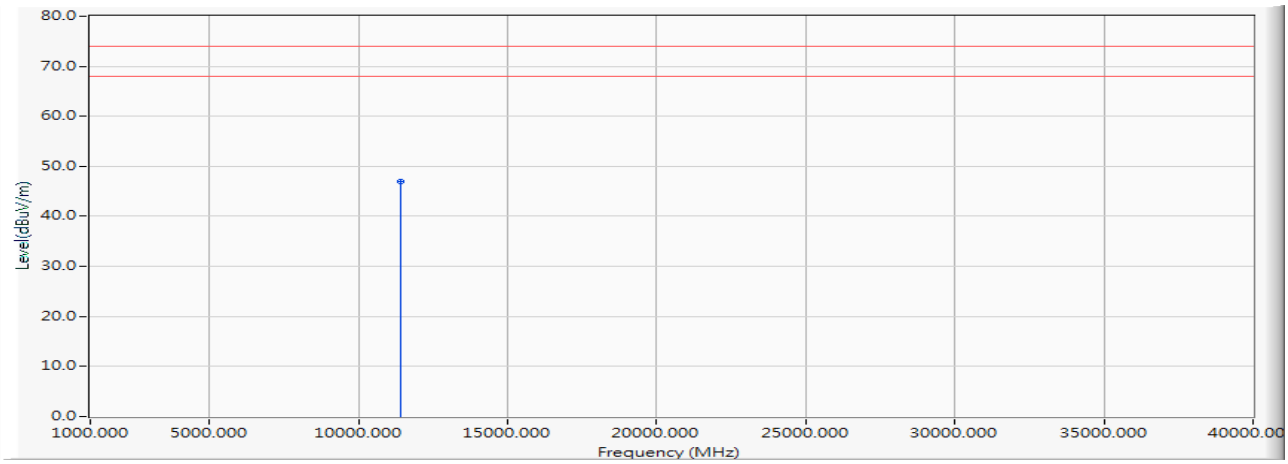

		Frequency (MHz)	Correct Factor (dB)	Reading Level (dBµV)	Measure Level (dBµV/m)	Margin (dB)	Limit (dBµV/m)	Detector Type
1	*	11400.000	1.624	45.440	47.064	-26.936	74.000	PEAK

Note:

1. All Readings below 1GHz are Quasi-Peak, above 1GHz are performed with peak and/or average measurements as necessary.
2. Measurement Level = Reading Level + Correct Factor.
3. Correct Factor = Antenna factor + Cable loss –Amplifier gain.
4. The average measurement was not performed when the peak measured data under the limit of average detection.
5. The emission levels of other frequencies are very lower than the limit and not show in test report.

Product	:	Intel® Wireless-AC 9560
Test Item	:	Harmonic Radiated Emission Data
Test Date	:	2018/12/25
Test Mode	:	Mode 1 SISO A: Transmit (802.11a_6Mbps)(5700MHz)

Vertical

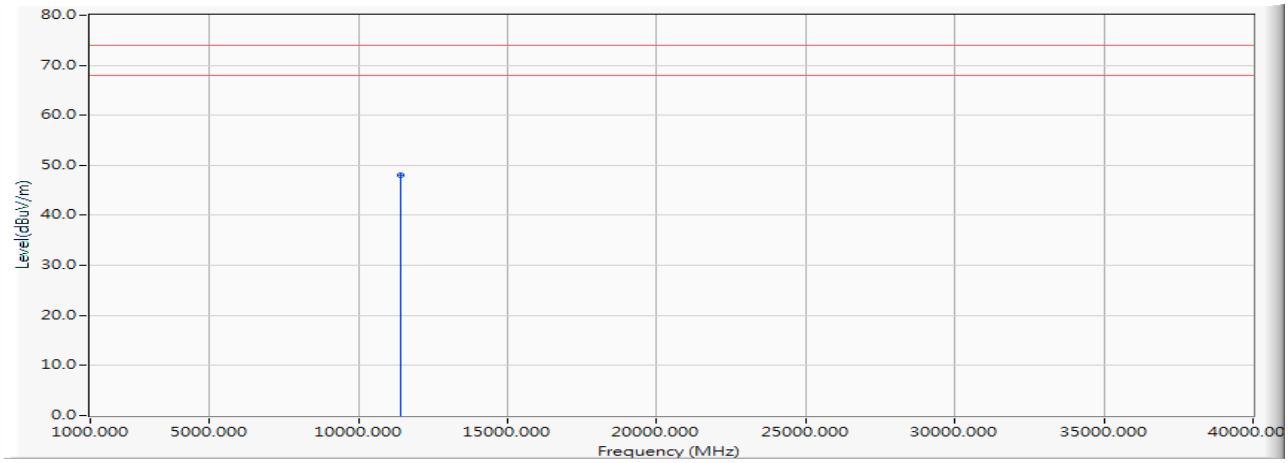

		Frequency (MHz)	Correct Factor (dB)	Reading Level (dBµV)	Measure Level (dBµV/m)	Margin (dB)	Limit (dBµV/m)	Detector Type
1	*	11400.000	1.624	46.390	48.014	-25.986	74.000	PEAK

Note:

1. All Readings below 1GHz are Quasi-Peak, above 1GHz are performed with peak and/or average measurements as necessary.
2. Measurement Level = Reading Level + Correct Factor.
3. Correct Factor = Antenna factor + Cable loss –Amplifier gain.
4. The average measurement was not performed when the peak measured data under the limit of average detection.
5. The emission levels of other frequencies are very lower than the limit and not show in test report.

Product : Intel® Wireless-AC 9560
Test Item : Harmonic Radiated Emission Data
Test Date : 2018/12/25
Test Mode : Mode 1 SISO A: Transmit (802.11a_6Mbps)(5745MHz)

Horizontal

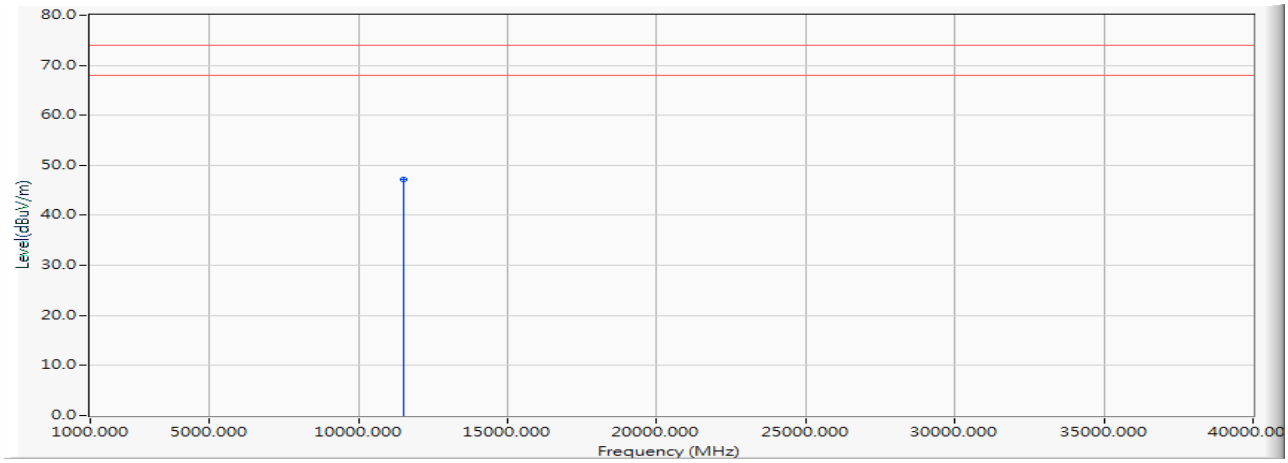

		Frequency (MHz)	Correct Factor (dB)	Reading Level (dBµV)	Measure Level (dBµV/m)	Margin (dB)	Limit (dBµV/m)	Detector Type
1	*	11490.000	1.894	45.210	47.104	-26.896	74.000	PEAK

Note:

1. All Readings below 1GHz are Quasi-Peak, above 1GHz are performed with peak and/or average measurements as necessary.
2. Measurement Level = Reading Level + Correct Factor.
3. Correct Factor = Antenna factor + Cable loss –Amplifier gain.
4. The average measurement was not performed when the peak measured data under the limit of average detection.
5. The emission levels of other frequencies are very lower than the limit and not show in test report.

Product : Intel® Wireless-AC 9560
Test Item : Harmonic Radiated Emission Data
Test Date : 2018/12/25
Test Mode : Mode 1 SISO A: Transmit (802.11a_6Mbps)(5745MHz)

Vertical

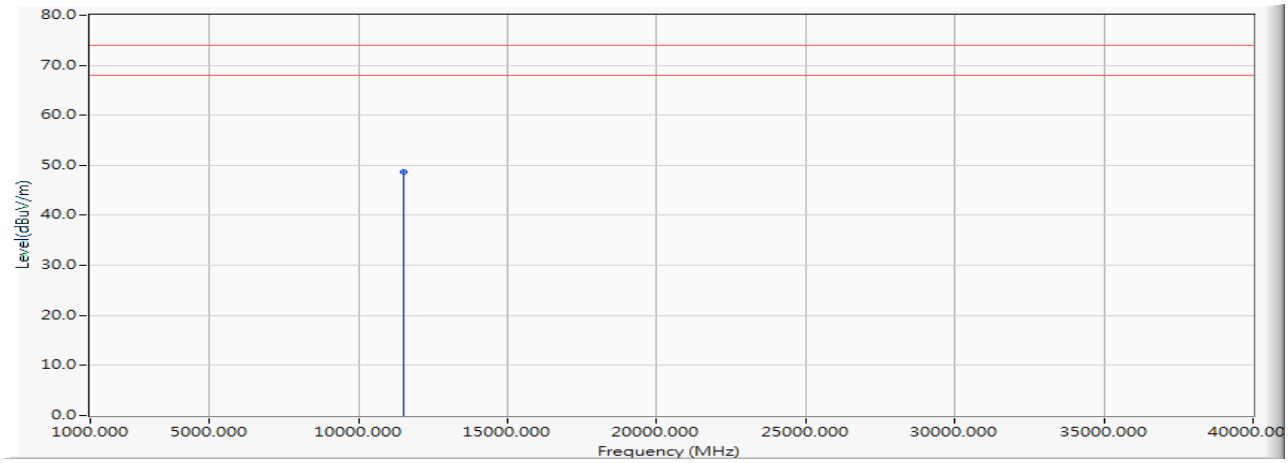

		Frequency (MHz)	Correct Factor (dB)	Reading Level (dBµV)	Measure Level (dBµV/m)	Margin (dB)	Limit (dBµV/m)	Detector Type
1	*	11490.000	1.894	46.710	48.604	-25.396	74.000	PEAK

Note:

1. All Readings below 1GHz are Quasi-Peak, above 1GHz are performed with peak and/or average measurements as necessary.
2. Measurement Level = Reading Level + Correct Factor.
3. Correct Factor = Antenna factor + Cable loss –Amplifier gain.
4. The average measurement was not performed when the peak measured data under the limit of average detection.
5. The emission levels of other frequencies are very lower than the limit and not show in test report.

Product : Intel® Wireless-AC 9560
Test Item : Harmonic Radiated Emission Data
Test Date : 2018/12/25
Test Mode : Mode 1 SISO A: Transmit (802.11a_6Mbps)(5785MHz)

Horizontal

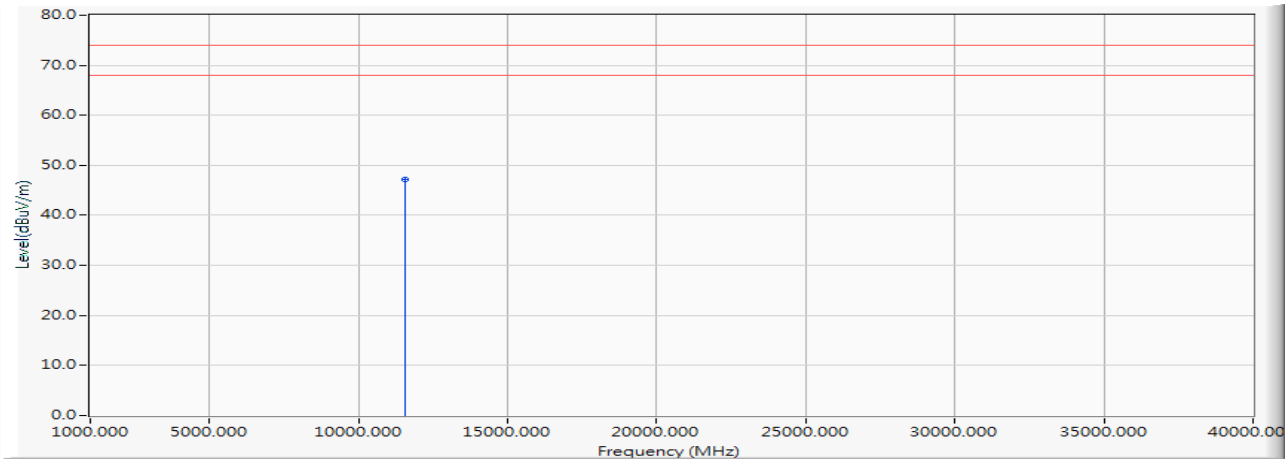

		Frequency (MHz)	Correct Factor (dB)	Reading Level (dBµV)	Measure Level (dBµV/m)	Margin (dB)	Limit (dBµV/m)	Detector Type
1	*	11570.000	1.993	45.110	47.103	-26.897	74.000	PEAK

Note:

1. All Readings below 1GHz are Quasi-Peak, above 1GHz are performed with peak and/or average measurements as necessary.
2. Measurement Level = Reading Level + Correct Factor.
3. Correct Factor = Antenna factor + Cable loss –Amplifier gain.
4. The average measurement was not performed when the peak measured data under the limit of average detection.
5. The emission levels of other frequencies are very lower than the limit and not show in test report.

Product : Intel® Wireless-AC 9560
Test Item : Harmonic Radiated Emission Data
Test Date : 2018/12/25
Test Mode : Mode 1 SISO A: Transmit (802.11a_6Mbps)(5785MHz)

Vertical

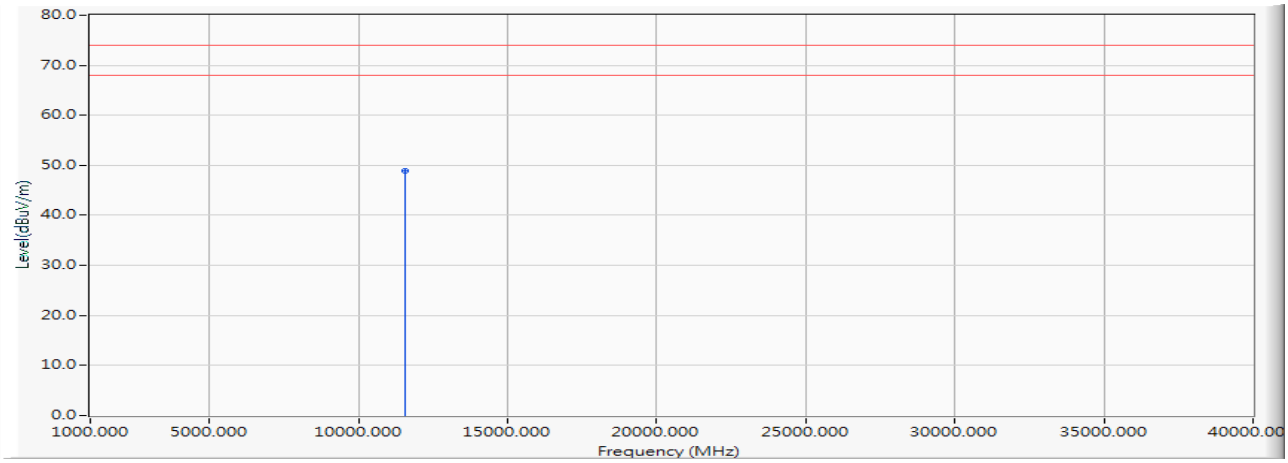

		Frequency (MHz)	Correct Factor (dB)	Reading Level (dBµV)	Measure Level (dBµV/m)	Margin (dB)	Limit (dBµV/m)	Detector Type
1	*	11570.000	1.993	46.990	48.983	-25.017	74.000	PEAK

Note:

1. All Readings below 1GHz are Quasi-Peak, above 1GHz are performed with peak and/or average measurements as necessary.
2. Measurement Level = Reading Level + Correct Factor.
3. Correct Factor = Antenna factor + Cable loss –Amplifier gain.
4. The average measurement was not performed when the peak measured data under the limit of average detection.
5. The emission levels of other frequencies are very lower than the limit and not show in test report.

Product : Intel® Wireless-AC 9560
Test Item : Harmonic Radiated Emission Data
Test Date : 2018/12/25
Test Mode : Mode 1 SISO A: Transmit (802.11a_6Mbps)(5825MHz)

Horizontal

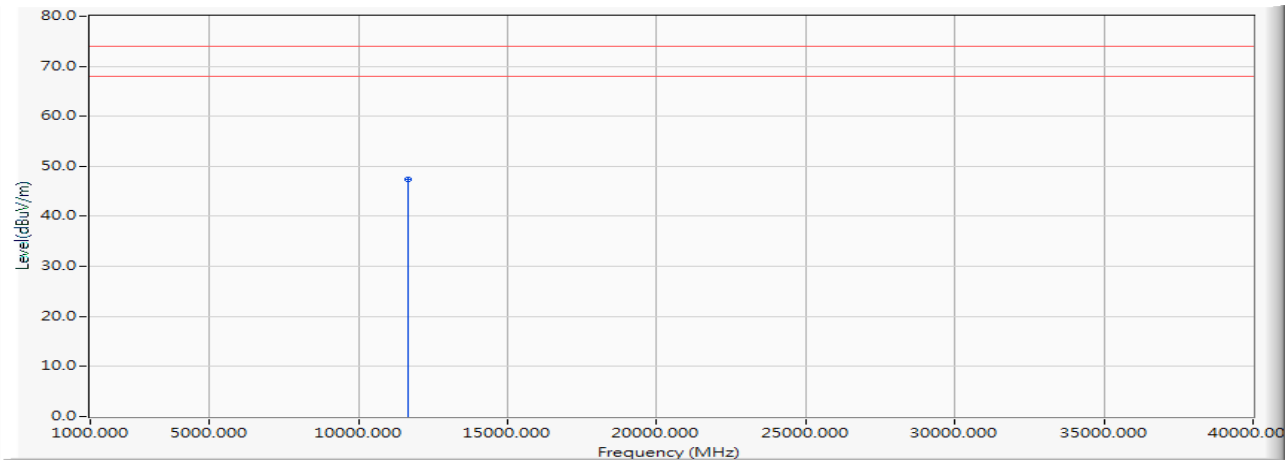

		Frequency (MHz)	Correct Factor (dB)	Reading Level (dBµV)	Measure Level (dBµV/m)	Margin (dB)	Limit (dBµV/m)	Detector Type
1	*	11650.000	2.093	45.250	47.343	-26.657	74.000	PEAK

Note:

1. All Readings below 1GHz are Quasi-Peak, above 1GHz are performed with peak and/or average measurements as necessary.
2. Measurement Level = Reading Level + Correct Factor.
3. Correct Factor = Antenna factor + Cable loss –Amplifier gain.
4. The average measurement was not performed when the peak measured data under the limit of average detection.
5. The emission levels of other frequencies are very lower than the limit and not show in test report.

Product	:	Intel® Wireless-AC 9560
Test Item	:	Harmonic Radiated Emission Data
Test Date	:	2018/12/25
Test Mode	:	Mode 1 SISO A: Transmit (802.11a_6Mbps)(5825MHz)

Vertical

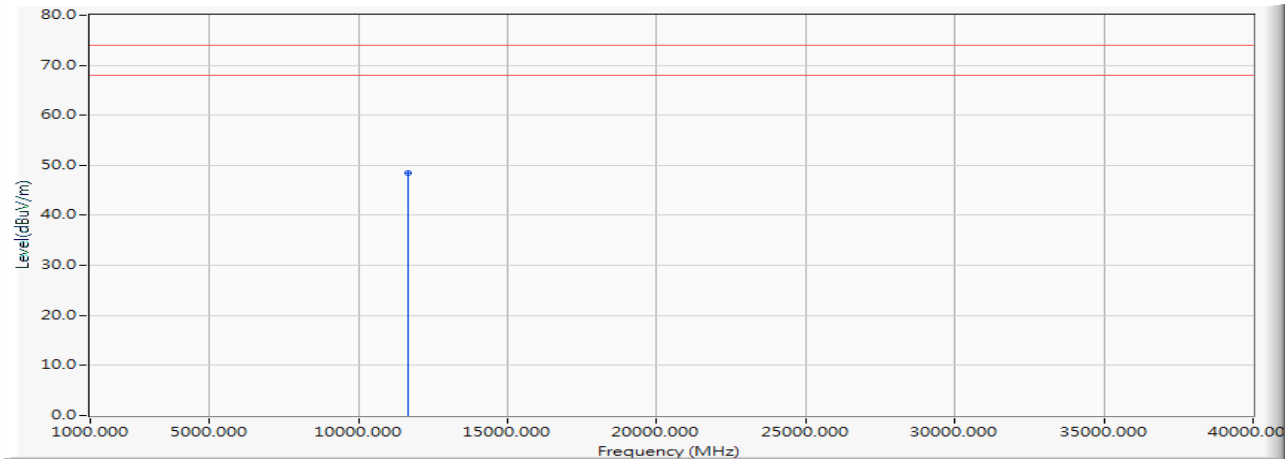

		Frequency (MHz)	Correct Factor (dB)	Reading Level (dBµV)	Measure Level (dBµV/m)	Margin (dB)	Limit (dBµV/m)	Detector Type
1	*	11650.000	2.093	46.380	48.473	-25.527	74.000	PEAK

Note:

1. All Readings below 1GHz are Quasi-Peak, above 1GHz are performed with peak and/or average measurements as necessary.
2. Measurement Level = Reading Level + Correct Factor.
3. Correct Factor = Antenna factor + Cable loss –Amplifier gain.
4. The average measurement was not performed when the peak measured data under the limit of average detection.
5. The emission levels of other frequencies are very lower than the limit and not show in test report.

Product : Intel® Wireless-AC 9560
Test Item : Harmonic Radiated Emission Data
Test Date : 2018/12/25
Test Mode : Mode 1 SISO A: Transmit (802.11n-20BW_7.2Mbps)(5180MHz)

Horizontal

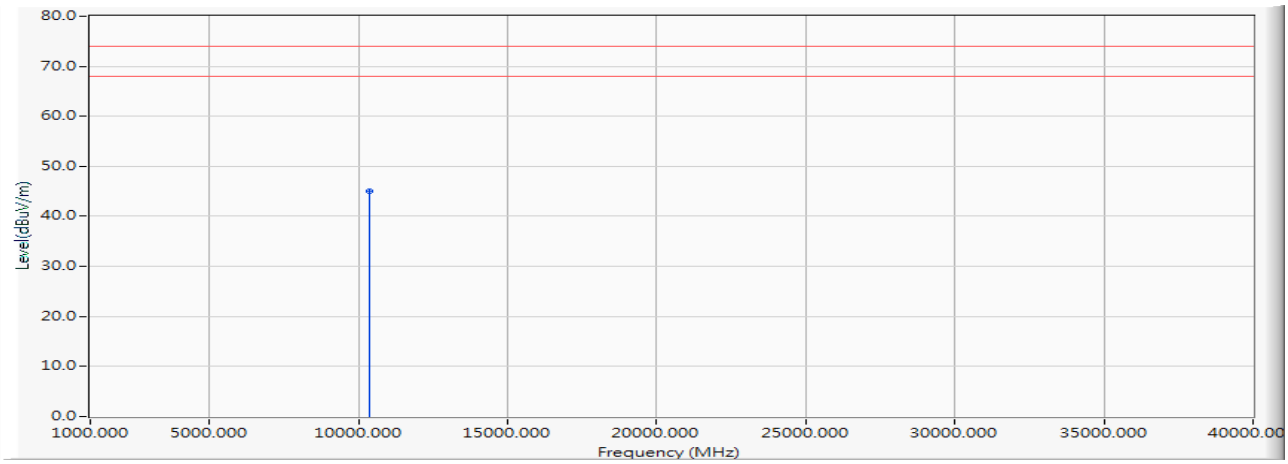

		Frequency (MHz)	Correct Factor (dB)	Reading Level (dBµV)	Measure Level (dBµV/m)	Margin (dB)	Limit (dBµV/m)	Detector Type
1	*	10360.000	0.180	44.820	45.000	-29.000	74.000	PEAK

Note:

1. All Readings below 1GHz are Quasi-Peak, above 1GHz are performed with peak and/or average measurements as necessary.
2. Measurement Level = Reading Level + Correct Factor.
3. Correct Factor = Antenna factor + Cable loss –Amplifier gain.
4. The average measurement was not performed when the peak measured data under the limit of average detection.
5. The emission levels of other frequencies are very lower than the limit and not show in test report.

Product : Intel® Wireless-AC 9560
Test Item : Harmonic Radiated Emission Data
Test Date : 2018/12/25
Test Mode : Mode 1 SISO A: Transmit (802.11n-20BW_7.2Mbps)(5180MHz)

Vertical

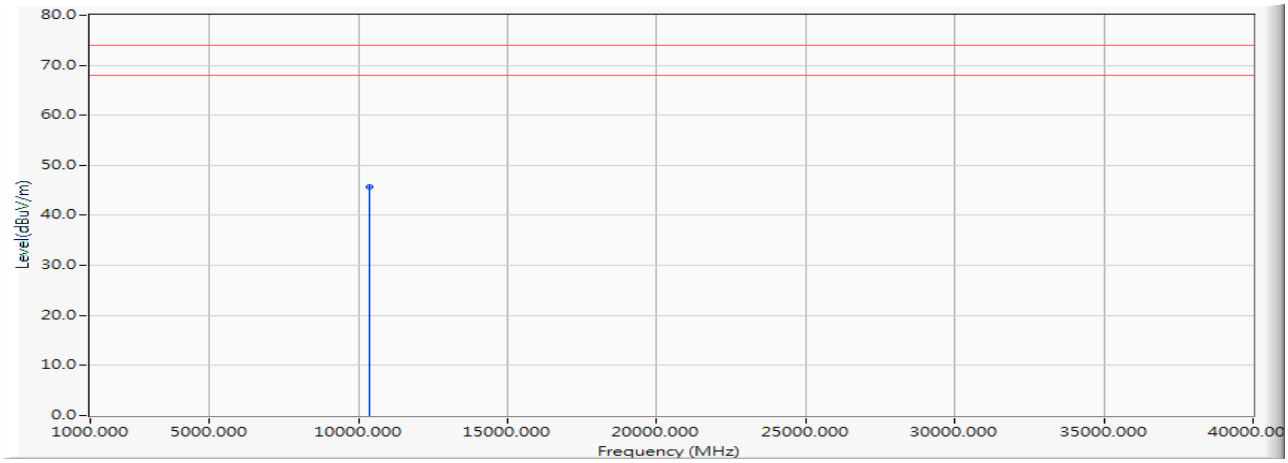

		Frequency (MHz)	Correct Factor (dB)	Reading Level (dBµV)	Measure Level (dBµV/m)	Margin (dB)	Limit (dBµV/m)	Detector Type
1	*	10360.000	0.180	45.540	45.720	-28.280	74.000	PEAK

Note:

1. All Readings below 1GHz are Quasi-Peak, above 1GHz are performed with peak and/or average measurements as necessary.
2. Measurement Level = Reading Level + Correct Factor.
3. Correct Factor = Antenna factor + Cable loss –Amplifier gain.
4. The average measurement was not performed when the peak measured data under the limit of average detection.
5. The emission levels of other frequencies are very lower than the limit and not show in test report.

Product : Intel® Wireless-AC 9560
Test Item : Harmonic Radiated Emission Data
Test Date : 2018/12/25
Test Mode : Mode 1 SISO A: Transmit (802.11n-20BW_7.2Mbps)(5200MHz)

Horizontal

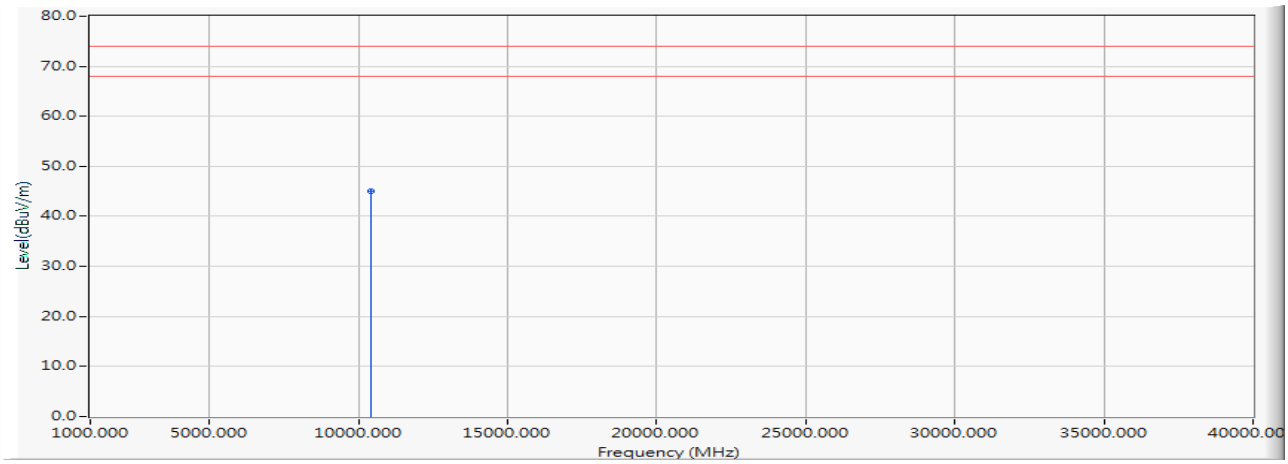

		Frequency (MHz)	Correct Factor (dB)	Reading Level (dBµV)	Measure Level (dBµV/m)	Margin (dB)	Limit (dBµV/m)	Detector Type
1	*	10400.000	0.208	44.810	45.017	-28.983	74.000	PEAK

Note:

1. All Readings below 1GHz are Quasi-Peak, above 1GHz are performed with peak and/or average measurements as necessary.
2. Measurement Level = Reading Level + Correct Factor.
3. Correct Factor = Antenna factor + Cable loss –Amplifier gain.
4. The average measurement was not performed when the peak measured data under the limit of average detection.
5. The emission levels of other frequencies are very lower than the limit and not show in test report.

Product : Intel® Wireless-AC 9560
Test Item : Harmonic Radiated Emission Data
Test Date : 2018/12/25
Test Mode : Mode 1 SISO A: Transmit (802.11n-20BW_7.2Mbps)(5200MHz)

Vertical

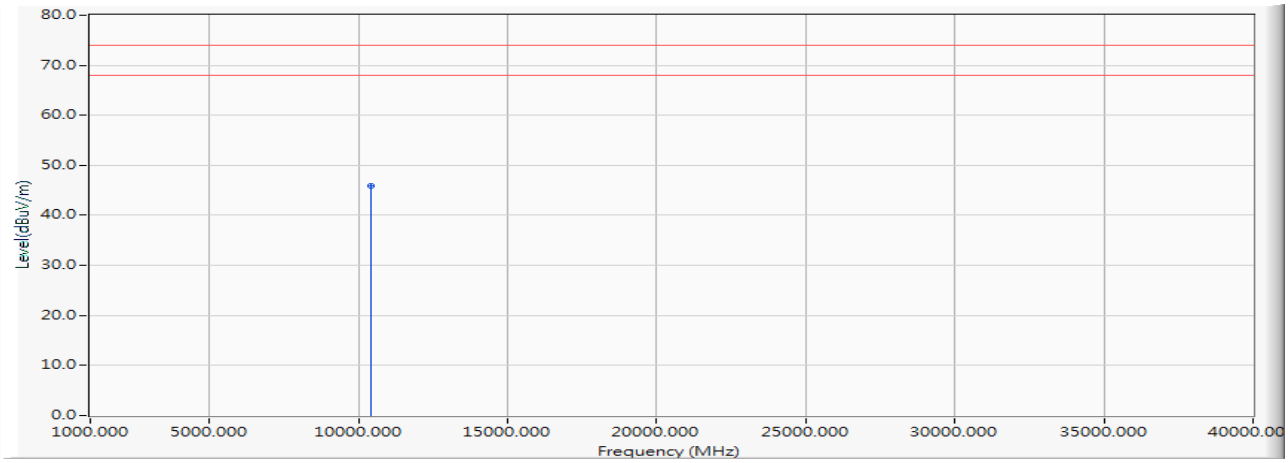

		Frequency (MHz)	Correct Factor (dB)	Reading Level (dBµV)	Measure Level (dBµV/m)	Margin (dB)	Limit (dBµV/m)	Detector Type
1	*	10400.000	0.208	45.680	45.887	-28.113	74.000	PEAK

Note:

1. All Readings below 1GHz are Quasi-Peak, above 1GHz are performed with peak and/or average measurements as necessary.
2. Measurement Level = Reading Level + Correct Factor.
3. Correct Factor = Antenna factor + Cable loss –Amplifier gain.
4. The average measurement was not performed when the peak measured data under the limit of average detection.
5. The emission levels of other frequencies are very lower than the limit and not show in test report.

Product : Intel® Wireless-AC 9560
Test Item : Harmonic Radiated Emission Data
Test Date : 2018/12/25
Test Mode : Mode 1 SISO A: Transmit (802.11n-20BW_7.2Mbps)(5240MHz)

Horizontal

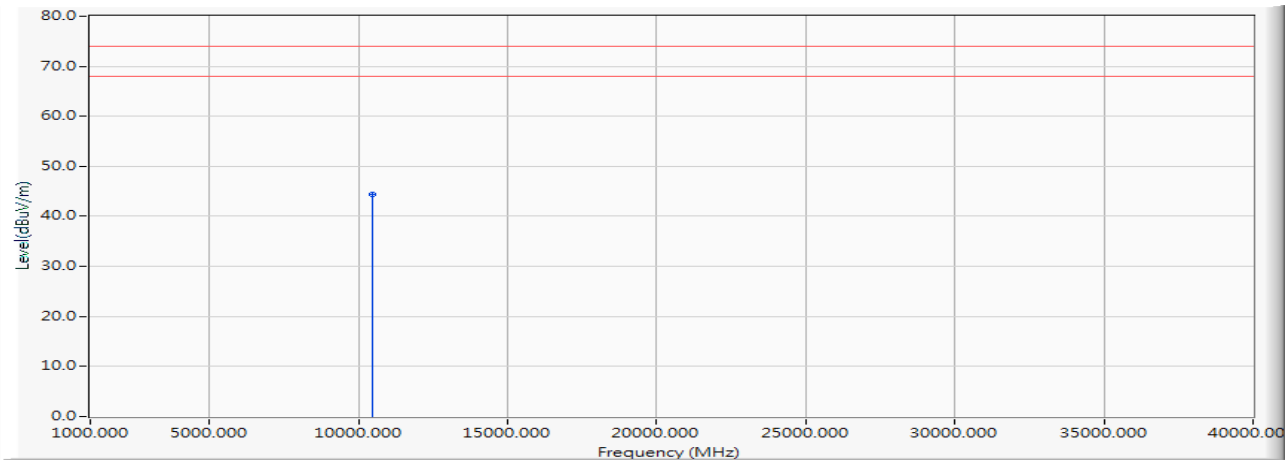

		Frequency (MHz)	Correct Factor (dB)	Reading Level (dBµV)	Measure Level (dBµV/m)	Margin (dB)	Limit (dBµV/m)	Detector Type
1	*	10480.000	0.269	44.130	44.399	-29.601	74.000	PEAK

Note:

1. All Readings below 1GHz are Quasi-Peak, above 1GHz are performed with peak and/or average measurements as necessary.
2. Measurement Level = Reading Level + Correct Factor.
3. Correct Factor = Antenna factor + Cable loss –Amplifier gain.
4. The average measurement was not performed when the peak measured data under the limit of average detection.
5. The emission levels of other frequencies are very lower than the limit and not show in test report.

Product : Intel® Wireless-AC 9560
Test Item : Harmonic Radiated Emission Data
Test Date : 2018/12/25
Test Mode : Mode 1 SISO A: Transmit (802.11n-20BW_7.2Mbps)(5240MHz)

Vertical

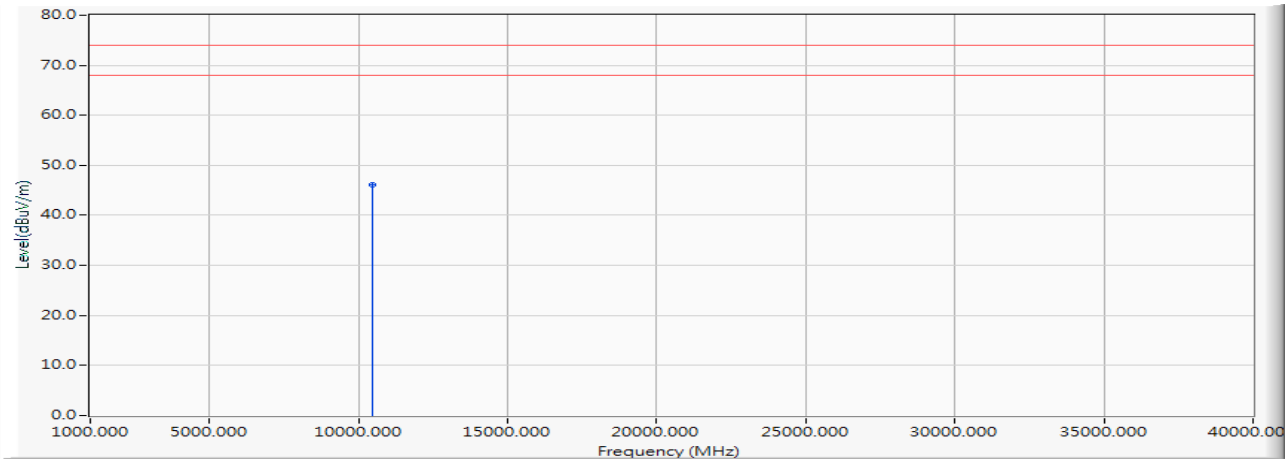

		Frequency (MHz)	Correct Factor (dB)	Reading Level (dBµV)	Measure Level (dBµV/m)	Margin (dB)	Limit (dBµV/m)	Detector Type
1	*	10480.000	0.269	45.890	46.159	-27.841	74.000	PEAK

Note:

1. All Readings below 1GHz are Quasi-Peak, above 1GHz are performed with peak and/or average measurements as necessary.
2. Measurement Level = Reading Level + Correct Factor.
3. Correct Factor = Antenna factor + Cable loss –Amplifier gain.
4. The average measurement was not performed when the peak measured data under the limit of average detection.
5. The emission levels of other frequencies are very lower than the limit and not show in test report.

Product : Intel® Wireless-AC 9560
Test Item : Harmonic Radiated Emission Data
Test Date : 2018/12/25
Test Mode : Mode 1 SISO A: Transmit (802.11n-20BW_7.2Mbps)(5260MHz)

Horizontal

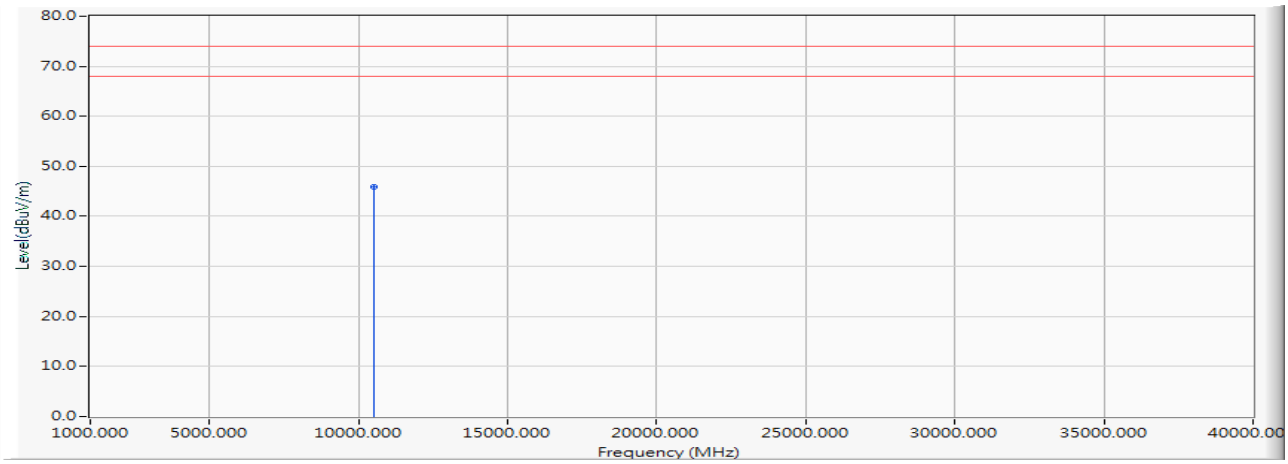

		Frequency (MHz)	Correct Factor (dB)	Reading Level (dBµV)	Measure Level (dBµV/m)	Margin (dB)	Limit (dBµV/m)	Detector Type
1	*	10520.000	0.293	45.600	45.893	-28.107	74.000	PEAK

Note:

1. All Readings below 1GHz are Quasi-Peak, above 1GHz are performed with peak and/or average measurements as necessary.
2. Measurement Level = Reading Level + Correct Factor.
3. Correct Factor = Antenna factor + Cable loss –Amplifier gain.
4. The average measurement was not performed when the peak measured data under the limit of average detection.
5. The emission levels of other frequencies are very lower than the limit and not show in test report.

Product	:	Intel® Wireless-AC 9560
Test Item	:	Harmonic Radiated Emission Data
Test Date	:	2018/12/25
Test Mode	:	Mode 1 SISO A: Transmit (802.11n-20BW_7.2Mbps)(5260MHz)

Vertical

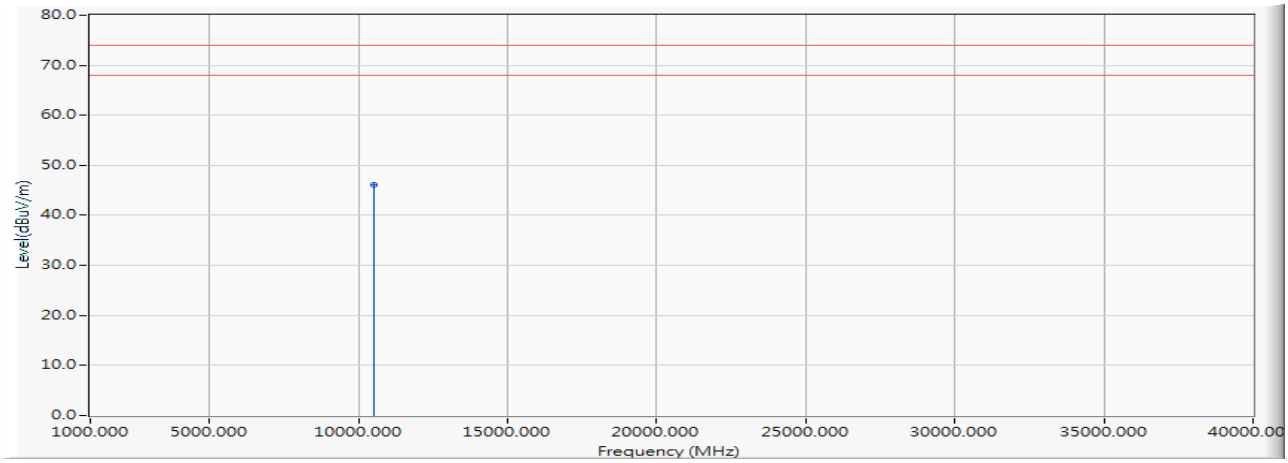

		Frequency (MHz)	Correct Factor (dB)	Reading Level (dBµV)	Measure Level (dBµV/m)	Margin (dB)	Limit (dBµV/m)	Detector Type
1	*	10520.000	0.293	45.750	46.043	-27.957	74.000	PEAK

Note:

1. All Readings below 1GHz are Quasi-Peak, above 1GHz are performed with peak and/or average measurements as necessary.
2. Measurement Level = Reading Level + Correct Factor.
3. Correct Factor = Antenna factor + Cable loss –Amplifier gain.
4. The average measurement was not performed when the peak measured data under the limit of average detection.
5. The emission levels of other frequencies are very lower than the limit and not show in test report.

Product : Intel® Wireless-AC 9560
Test Item : Harmonic Radiated Emission Data
Test Date : 2018/12/25
Test Mode : Mode 1 SISO A: Transmit (802.11n-20BW_7.2Mbps)(5280MHz)

Horizontal

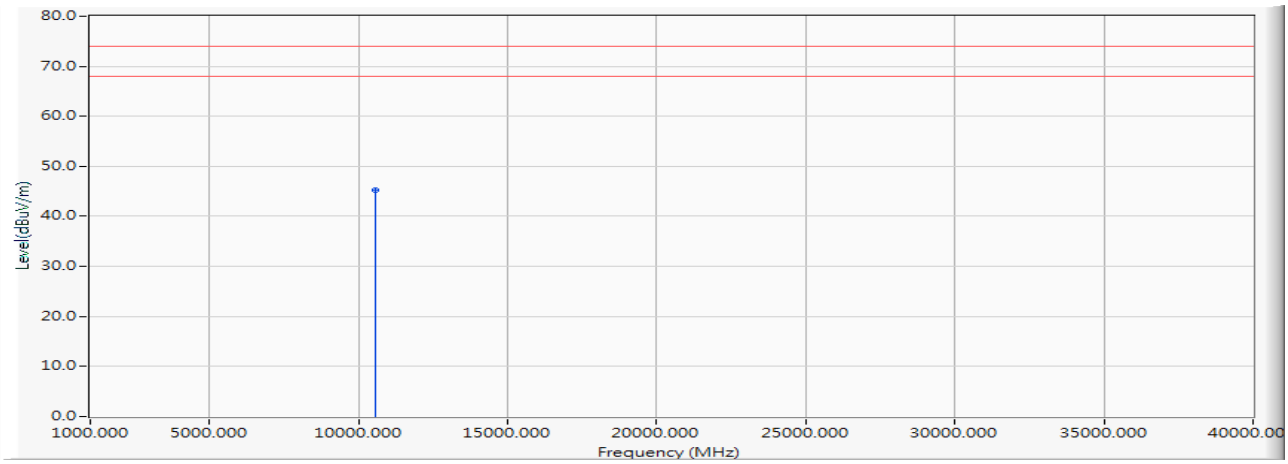

		Frequency (MHz)	Correct Factor (dB)	Reading Level (dBµV)	Measure Level (dBµV/m)	Margin (dB)	Limit (dBµV/m)	Detector Type
1	*	10560.000	0.359	44.900	45.259	-28.741	74.000	PEAK

Note:

1. All Readings below 1GHz are Quasi-Peak, above 1GHz are performed with peak and/or average measurements as necessary.
2. Measurement Level = Reading Level + Correct Factor.
3. Correct Factor = Antenna factor + Cable loss –Amplifier gain.
4. The average measurement was not performed when the peak measured data under the limit of average detection.
5. The emission levels of other frequencies are very lower than the limit and not show in test report.

Product : Intel® Wireless-AC 9560
Test Item : Harmonic Radiated Emission Data
Test Date : 2018/12/25
Test Mode : Mode 1 SISO A: Transmit (802.11n-20BW_7.2Mbps)(5280MHz)

Vertical

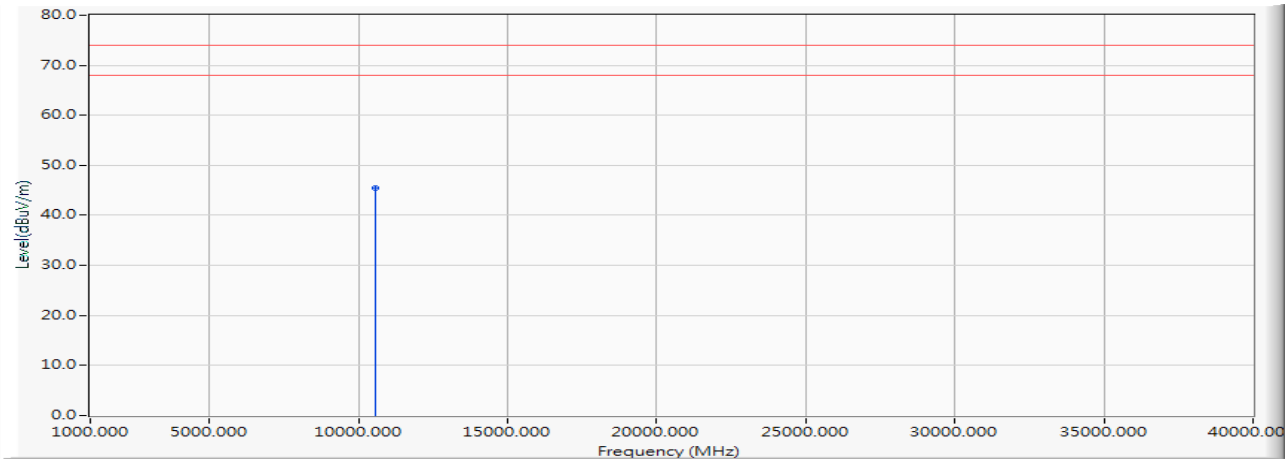

		Frequency (MHz)	Correct Factor (dB)	Reading Level (dBµV)	Measure Level (dBµV/m)	Margin (dB)	Limit (dBµV/m)	Detector Type
1	*	10560.000	0.359	45.120	45.479	-28.521	74.000	PEAK

Note:

1. All Readings below 1GHz are Quasi-Peak, above 1GHz are performed with peak and/or average measurements as necessary.
2. Measurement Level = Reading Level + Correct Factor.
3. Correct Factor = Antenna factor + Cable loss –Amplifier gain.
4. The average measurement was not performed when the peak measured data under the limit of average detection.
5. The emission levels of other frequencies are very lower than the limit and not show in test report.

Product : Intel® Wireless-AC 9560
Test Item : Harmonic Radiated Emission Data
Test Date : 2018/12/25
Test Mode : Mode 1 SISO A: Transmit (802.11n-20BW_7.2Mbps)(5320MHz)

Horizontal

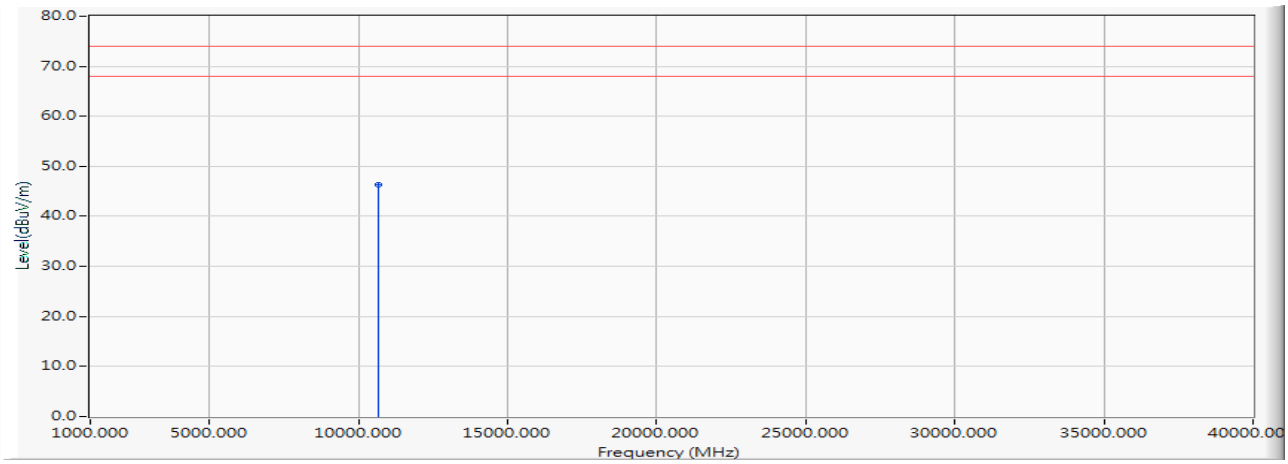

		Frequency (MHz)	Correct Factor (dB)	Reading Level (dBµV)	Measure Level (dBµV/m)	Margin (dB)	Limit (dBµV/m)	Detector Type
1	*	10640.000	0.598	45.770	46.368	-27.632	74.000	PEAK

Note:

1. All Readings below 1GHz are Quasi-Peak, above 1GHz are performed with peak and/or average measurements as necessary.
2. Measurement Level = Reading Level + Correct Factor.
3. Correct Factor = Antenna factor + Cable loss –Amplifier gain.
4. The average measurement was not performed when the peak measured data under the limit of average detection.
5. The emission levels of other frequencies are very lower than the limit and not show in test report.

Product : Intel® Wireless-AC 9560
Test Item : Harmonic Radiated Emission Data
Test Date : 2018/12/25
Test Mode : Mode 1 SISO A: Transmit (802.11n-20BW_7.2Mbps)(5320MHz)

Vertical

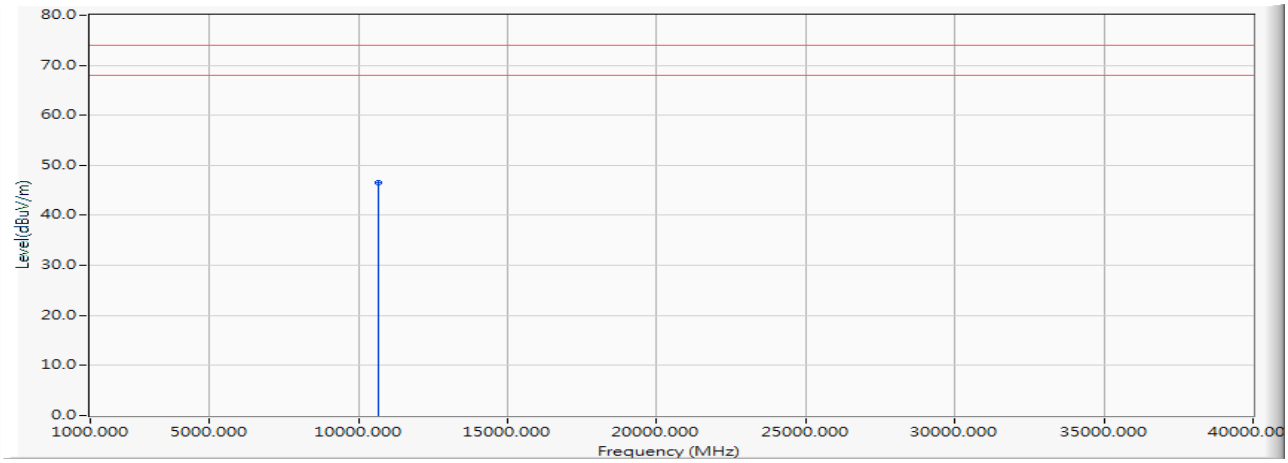

		Frequency (MHz)	Correct Factor (dB)	Reading Level (dBµV)	Measure Level (dBµV/m)	Margin (dB)	Limit (dBµV/m)	Detector Type
1	*	10640.000	0.598	45.890	46.488	-27.512	74.000	PEAK

Note:

1. All Readings below 1GHz are Quasi-Peak, above 1GHz are performed with peak and/or average measurements as necessary.
2. Measurement Level = Reading Level + Correct Factor.
3. Correct Factor = Antenna factor + Cable loss –Amplifier gain.
4. The average measurement was not performed when the peak measured data under the limit of average detection.
5. The emission levels of other frequencies are very lower than the limit and not show in test report.

Product : Intel® Wireless-AC 9560
Test Item : Harmonic Radiated Emission Data
Test Date : 2018/12/25
Test Mode : Mode 1 SISO A: Transmit (802.11n-20BW_7.2Mbps)(5500MHz)

Horizontal

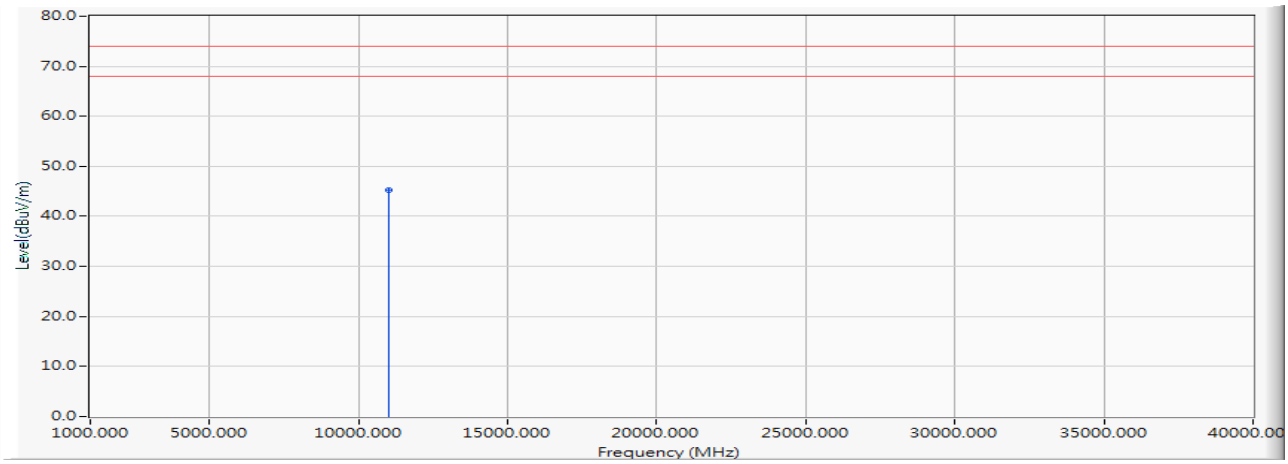

		Frequency (MHz)	Correct Factor (dB)	Reading Level (dBµV)	Measure Level (dBµV/m)	Margin (dB)	Limit (dBµV/m)	Detector Type
1	*	11000.000	1.166	44.190	45.356	-28.644	74.000	PEAK

Note:

1. All Readings below 1GHz are Quasi-Peak, above 1GHz are performed with peak and/or average measurements as necessary.
2. Measurement Level = Reading Level + Correct Factor.
3. Correct Factor = Antenna factor + Cable loss –Amplifier gain.
4. The average measurement was not performed when the peak measured data under the limit of average detection.
5. The emission levels of other frequencies are very lower than the limit and not show in test report.

Product	:	Intel® Wireless-AC 9560
Test Item	:	Harmonic Radiated Emission Data
Test Date	:	2018/12/25
Test Mode	:	Mode 1 SISO A: Transmit (802.11n-20BW_7.2Mbps)(5500MHz)

Vertical

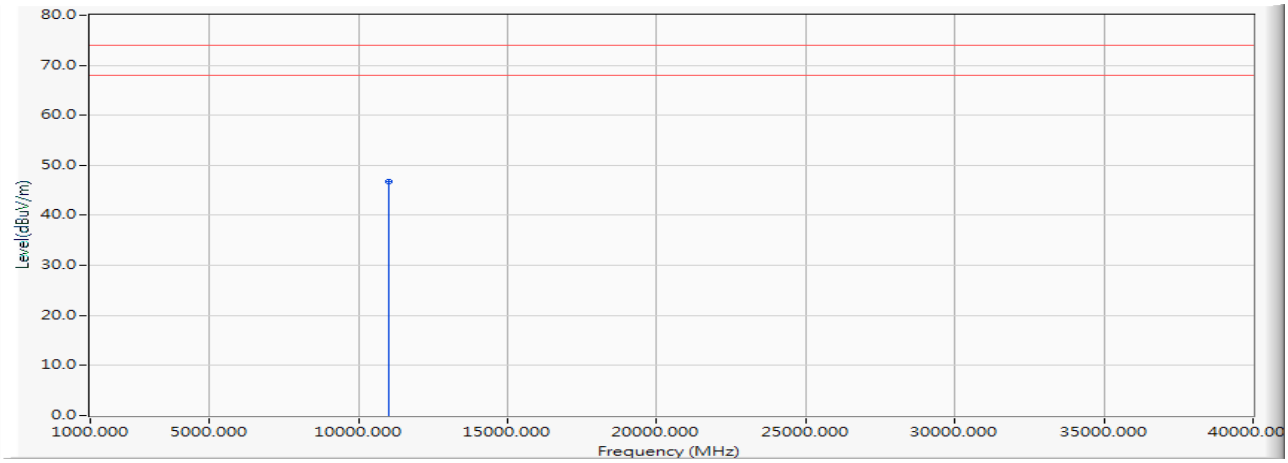

		Frequency (MHz)	Correct Factor (dB)	Reading Level (dBµV)	Measure Level (dBµV/m)	Margin (dB)	Limit (dBµV/m)	Detector Type
1	*	11000.000	1.166	45.510	46.676	-27.324	74.000	PEAK

Note:

1. All Readings below 1GHz are Quasi-Peak, above 1GHz are performed with peak and/or average measurements as necessary.
2. Measurement Level = Reading Level + Correct Factor.
3. Correct Factor = Antenna factor + Cable loss –Amplifier gain.
4. The average measurement was not performed when the peak measured data under the limit of average detection.
5. The emission levels of other frequencies are very lower than the limit and not show in test report.

Product : Intel® Wireless-AC 9560
Test Item : Harmonic Radiated Emission Data
Test Date : 2018/12/25
Test Mode : Mode 1 SISO A: Transmit (802.11n-20BW_7.2Mbps)(5600MHz)

Horizontal

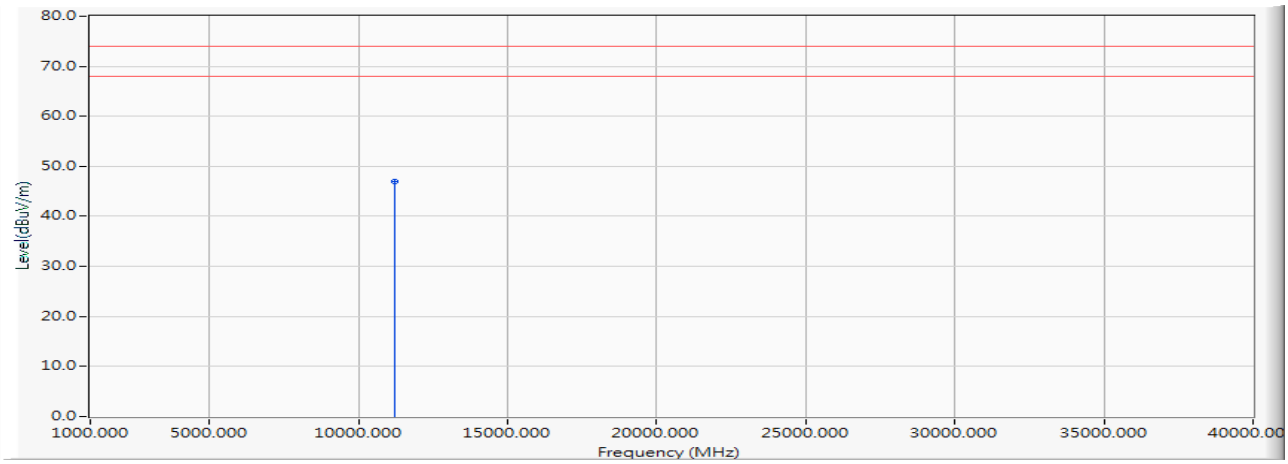

		Frequency (MHz)	Correct Factor (dB)	Reading Level (dBµV)	Measure Level (dBµV/m)	Margin (dB)	Limit (dBµV/m)	Detector Type
1	*	11200.000	1.251	45.640	46.891	-27.109	74.000	PEAK

Note:

1. All Readings below 1GHz are Quasi-Peak, above 1GHz are performed with peak and/or average measurements as necessary.
2. Measurement Level = Reading Level + Correct Factor.
3. Correct Factor = Antenna factor + Cable loss –Amplifier gain.
4. The average measurement was not performed when the peak measured data under the limit of average detection.
5. The emission levels of other frequencies are very lower than the limit and not show in test report.

Product : Intel® Wireless-AC 9560
Test Item : Harmonic Radiated Emission Data
Test Date : 2018/12/25
Test Mode : Mode 1 SISO A: Transmit (802.11n-20BW_7.2Mbps)(5600MHz)

Vertical

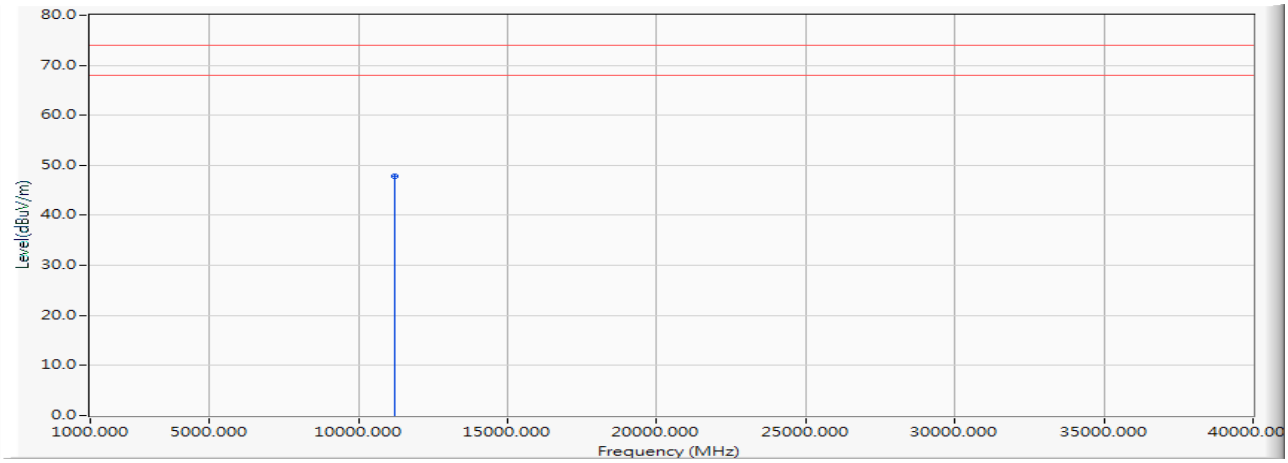

		Frequency (MHz)	Correct Factor (dB)	Reading Level (dBµV)	Measure Level (dBµV/m)	Margin (dB)	Limit (dBµV/m)	Detector Type
1	*	11200.000	1.251	46.560	47.811	-26.189	74.000	PEAK

Note:

1. All Readings below 1GHz are Quasi-Peak, above 1GHz are performed with peak and/or average measurements as necessary.
2. Measurement Level = Reading Level + Correct Factor.
3. Correct Factor = Antenna factor + Cable loss –Amplifier gain.
4. The average measurement was not performed when the peak measured data under the limit of average detection.
5. The emission levels of other frequencies are very lower than the limit and not show in test report.

Product : Intel® Wireless-AC 9560
Test Item : Harmonic Radiated Emission Data
Test Date : 2018/12/25
Test Mode : Mode 1 SISO A: Transmit (802.11n-20BW_7.2Mbps)(5700MHz)

Horizontal

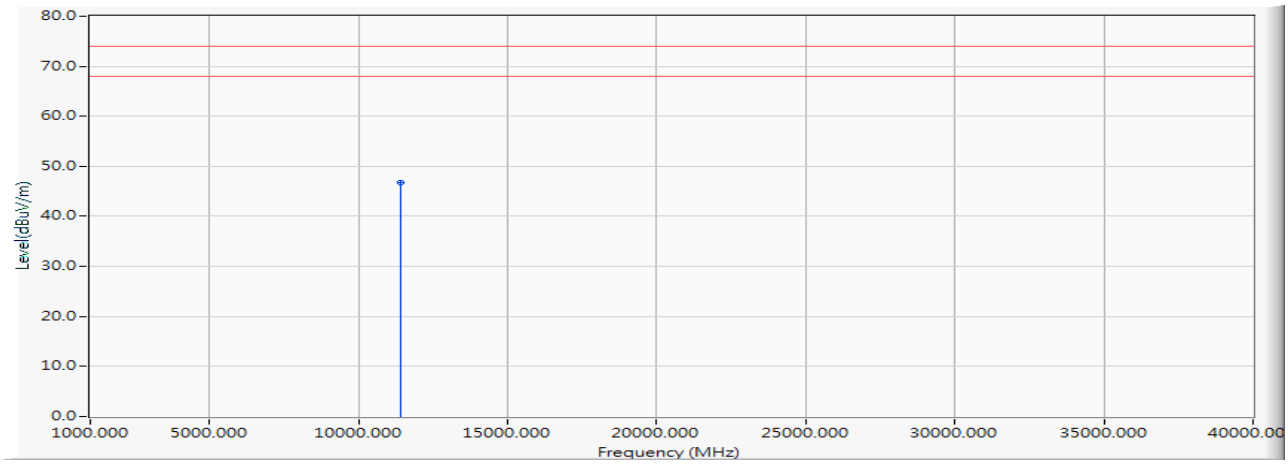

		Frequency (MHz)	Correct Factor (dB)	Reading Level (dBµV)	Measure Level (dBµV/m)	Margin (dB)	Limit (dBµV/m)	Detector Type
1	*	11400.000	1.624	45.190	46.814	-27.186	74.000	PEAK

Note:

1. All Readings below 1GHz are Quasi-Peak, above 1GHz are performed with peak and/or average measurements as necessary.
2. Measurement Level = Reading Level + Correct Factor.
3. Correct Factor = Antenna factor + Cable loss –Amplifier gain.
4. The average measurement was not performed when the peak measured data under the limit of average detection.
5. The emission levels of other frequencies are very lower than the limit and not show in test report.

Product	:	Intel® Wireless-AC 9560
Test Item	:	Harmonic Radiated Emission Data
Test Date	:	2018/12/25
Test Mode	:	Mode 1 SISO A: Transmit (802.11n-20BW_7.2Mbps)(5700MHz)

Vertical

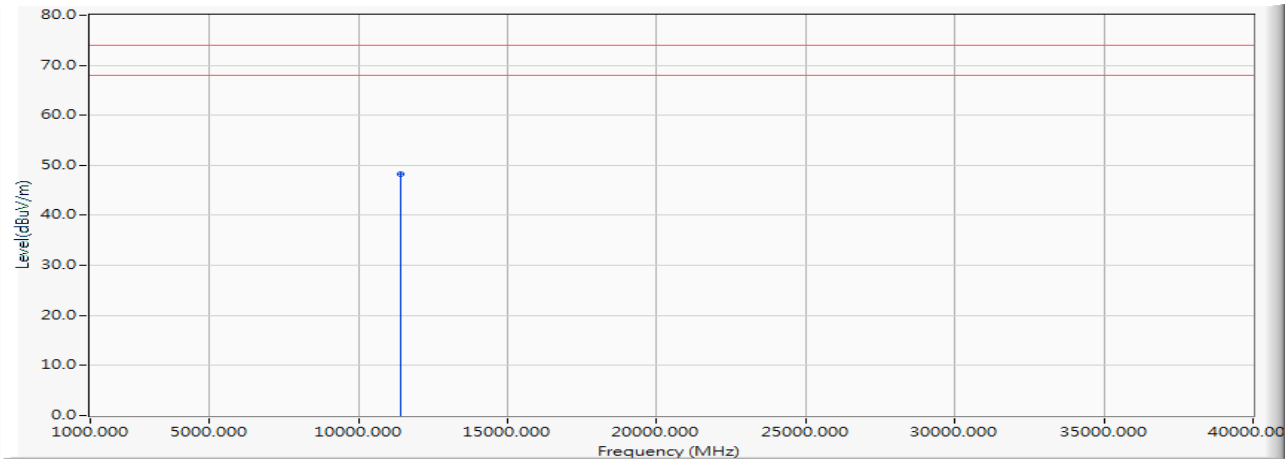

		Frequency (MHz)	Correct Factor (dB)	Reading Level (dBµV)	Measure Level (dBµV/m)	Margin (dB)	Limit (dBµV/m)	Detector Type
1	*	11400.000	1.624	46.680	48.304	-25.696	74.000	PEAK

Note:

1. All Readings below 1GHz are Quasi-Peak, above 1GHz are performed with peak and/or average measurements as necessary.
2. Measurement Level = Reading Level + Correct Factor.
3. Correct Factor = Antenna factor + Cable loss –Amplifier gain.
4. The average measurement was not performed when the peak measured data under the limit of average detection.
5. The emission levels of other frequencies are very lower than the limit and not show in test report.

Product : Intel® Wireless-AC 9560
Test Item : Harmonic Radiated Emission Data
Test Date : 2018/12/25
Test Mode : Mode 1 SISO A: Transmit (802.11n-20BW_7.2Mbps)(5745MHz)

Horizontal

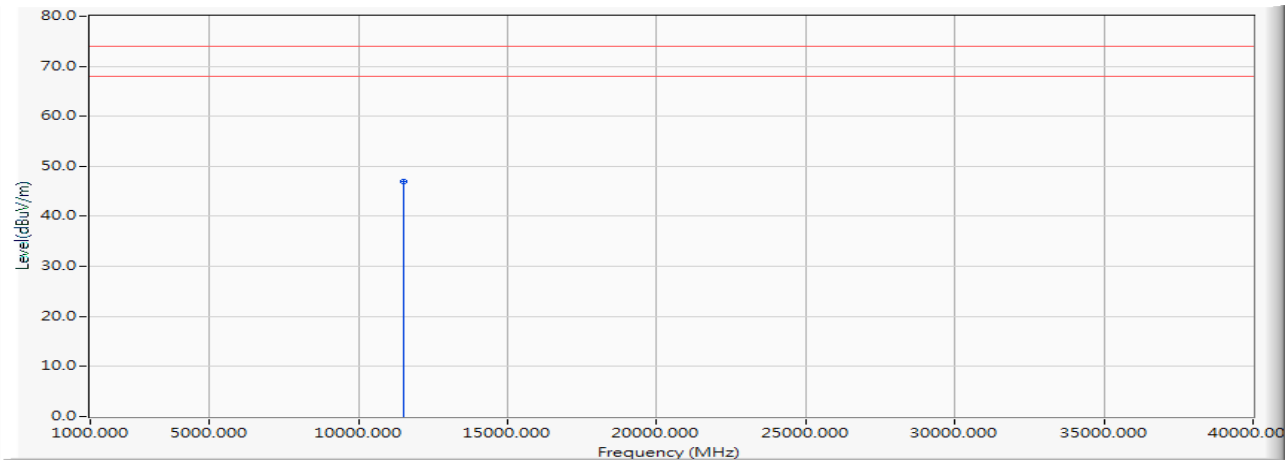

		Frequency (MHz)	Correct Factor (dB)	Reading Level (dBµV)	Measure Level (dBµV/m)	Margin (dB)	Limit (dBµV/m)	Detector Type
1	*	11490.000	1.894	45.110	47.004	-26.996	74.000	PEAK

Note:

1. All Readings below 1GHz are Quasi-Peak, above 1GHz are performed with peak and/or average measurements as necessary.
2. Measurement Level = Reading Level + Correct Factor.
3. Correct Factor = Antenna factor + Cable loss –Amplifier gain.
4. The average measurement was not performed when the peak measured data under the limit of average detection.
5. The emission levels of other frequencies are very lower than the limit and not show in test report.

Product	:	Intel® Wireless-AC 9560
Test Item	:	Harmonic Radiated Emission Data
Test Date	:	2018/12/25
Test Mode	:	Mode 1 SISO A: Transmit (802.11n-20BW_7.2Mbps)(5745MHz)

Vertical

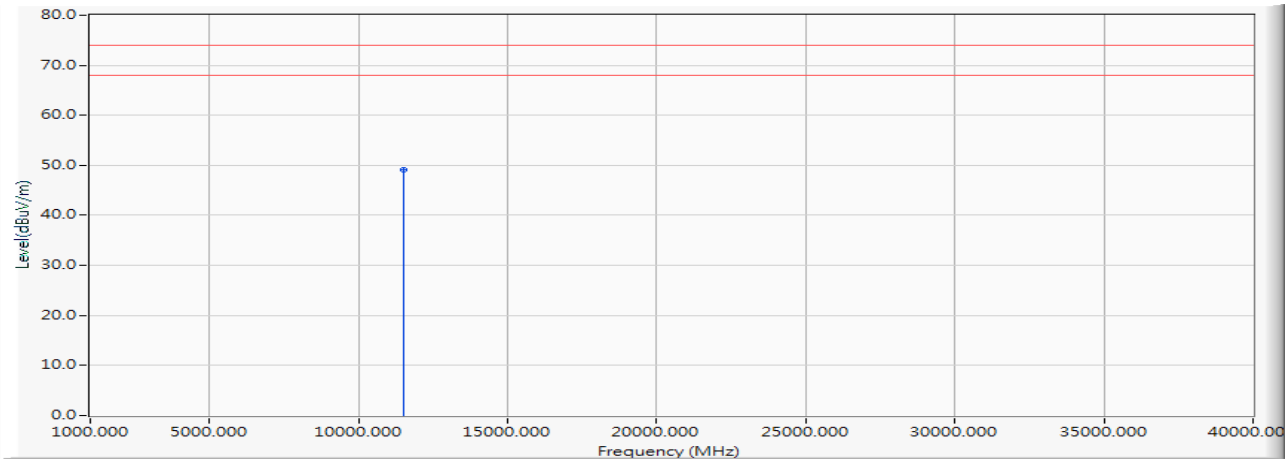

		Frequency (MHz)	Correct Factor (dB)	Reading Level (dBµV)	Measure Level (dBµV/m)	Margin (dB)	Limit (dBµV/m)	Detector Type
1	*	11490.000	1.894	47.130	49.024	-24.976	74.000	PEAK

Note:

1. All Readings below 1GHz are Quasi-Peak, above 1GHz are performed with peak and/or average measurements as necessary.
2. Measurement Level = Reading Level + Correct Factor.
3. Correct Factor = Antenna factor + Cable loss –Amplifier gain.
4. The average measurement was not performed when the peak measured data under the limit of average detection.
5. The emission levels of other frequencies are very lower than the limit and not show in test report.

Product : Intel® Wireless-AC 9560
Test Item : Harmonic Radiated Emission Data
Test Date : 2018/12/25
Test Mode : Mode 1 SISO A: Transmit (802.11n-20BW_7.2Mbps)(5785MHz)

Horizontal

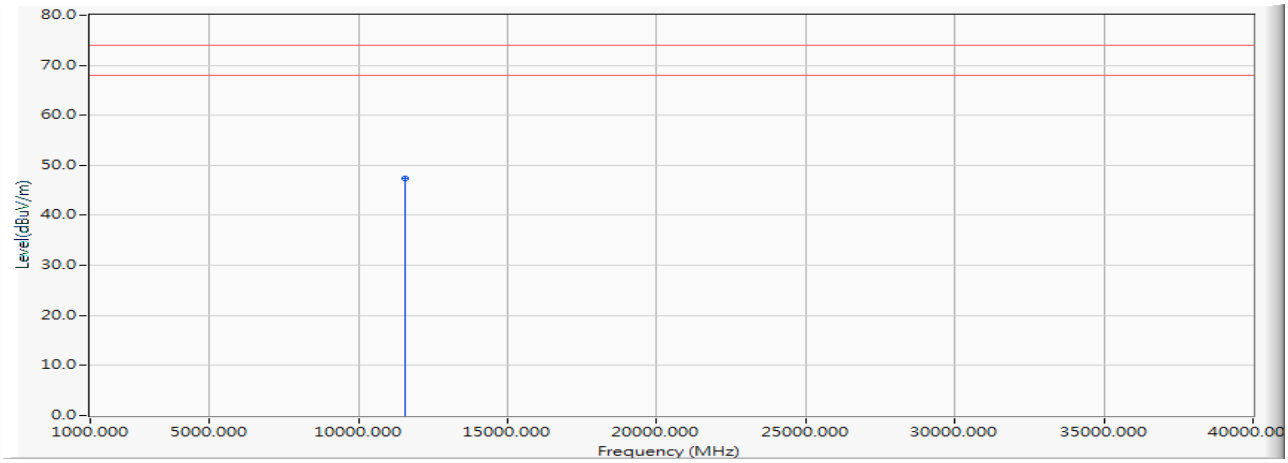

		Frequency (MHz)	Correct Factor (dB)	Reading Level (dBµV)	Measure Level (dBµV/m)	Margin (dB)	Limit (dBµV/m)	Detector Type
1	*	11570.000	1.993	45.390	47.383	-26.617	74.000	PEAK

Note:

1. All Readings below 1GHz are Quasi-Peak, above 1GHz are performed with peak and/or average measurements as necessary.
2. Measurement Level = Reading Level + Correct Factor.
3. Correct Factor = Antenna factor + Cable loss –Amplifier gain.
4. The average measurement was not performed when the peak measured data under the limit of average detection.
5. The emission levels of other frequencies are very lower than the limit and not show in test report.

Product : Intel® Wireless-AC 9560
Test Item : Harmonic Radiated Emission Data
Test Date : 2018/12/25
Test Mode : Mode 1 SISO A: Transmit (802.11n-20BW_7.2Mbps)(5785MHz)

Vertical

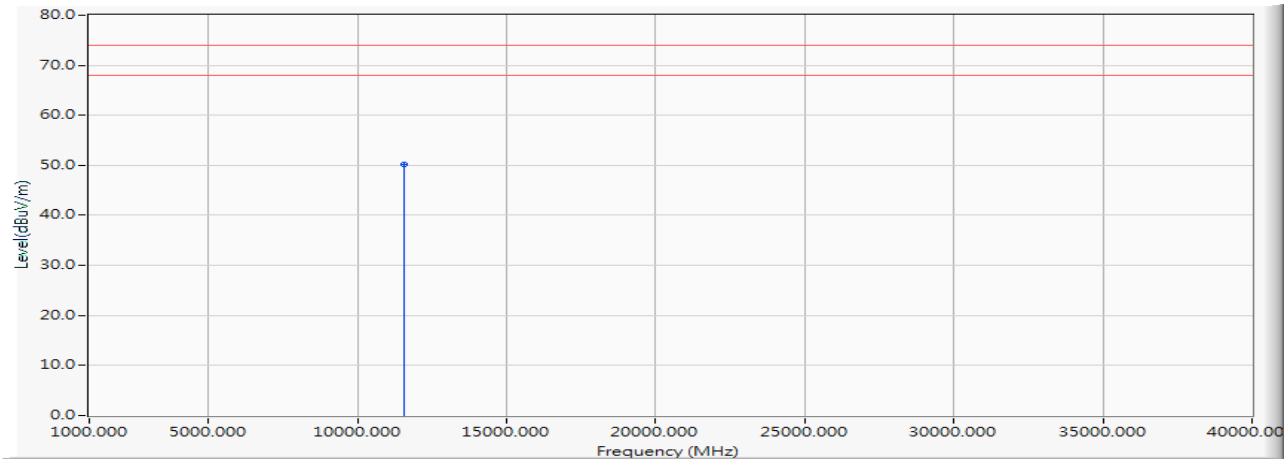

		Frequency (MHz)	Correct Factor (dB)	Reading Level (dBµV)	Measure Level (dBµV/m)	Margin (dB)	Limit (dBµV/m)	Detector Type
1	*	11570.000	1.993	48.300	50.293	-23.707	74.000	PEAK

Note:

1. All Readings below 1GHz are Quasi-Peak, above 1GHz are performed with peak and/or average measurements as necessary.
2. Measurement Level = Reading Level + Correct Factor.
3. Correct Factor = Antenna factor + Cable loss –Amplifier gain.
4. The average measurement was not performed when the peak measured data under the limit of average detection.
5. The emission levels of other frequencies are very lower than the limit and not show in test report.

Product : Intel® Wireless-AC 9560
Test Item : Harmonic Radiated Emission Data
Test Date : 2018/12/25
Test Mode : Mode 1 SISO A: Transmit (802.11n-20BW_7.2Mbps)(5825MHz)

Horizontal

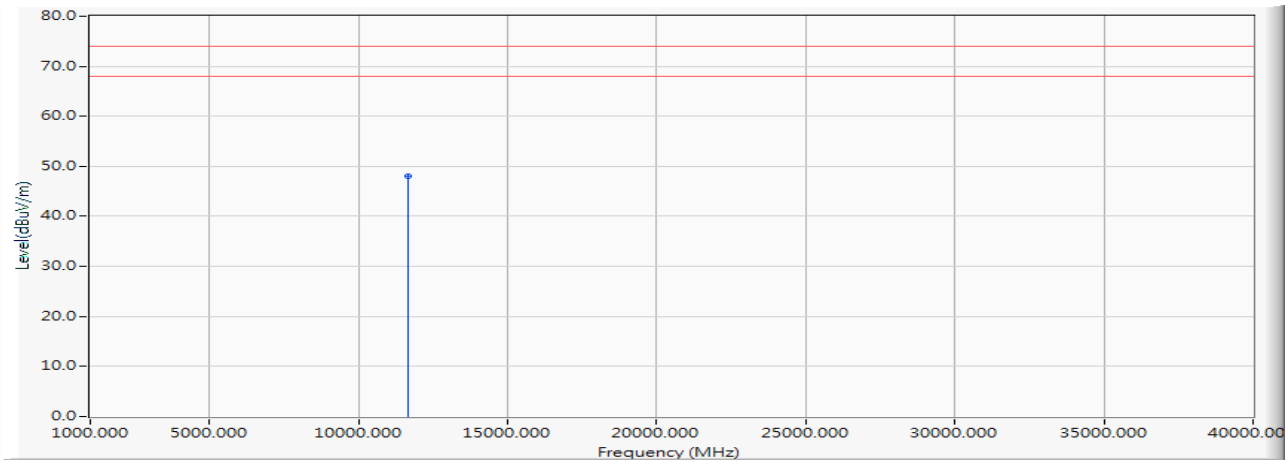

		Frequency (MHz)	Correct Factor (dB)	Reading Level (dBµV)	Measure Level (dBµV/m)	Margin (dB)	Limit (dBµV/m)	Detector Type
1	*	11650.000	2.093	45.850	47.943	-26.057	74.000	PEAK

Note:

1. All Readings below 1GHz are Quasi-Peak, above 1GHz are performed with peak and/or average measurements as necessary.
2. Measurement Level = Reading Level + Correct Factor.
3. Correct Factor = Antenna factor + Cable loss –Amplifier gain.
4. The average measurement was not performed when the peak measured data under the limit of average detection.
5. The emission levels of other frequencies are very lower than the limit and not show in test report.

Product	:	Intel® Wireless-AC 9560
Test Item	:	Harmonic Radiated Emission Data
Test Date	:	2018/12/25
Test Mode	:	Mode 1 SISO A: Transmit (802.11n-20BW_7.2Mbps)(5825MHz)

Vertical

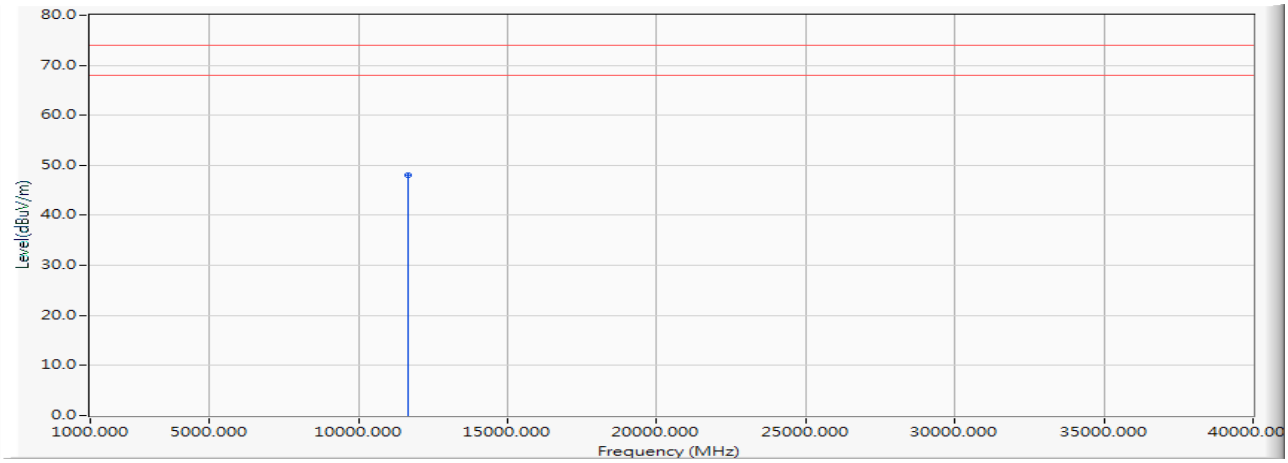

		Frequency (MHz)	Correct Factor (dB)	Reading Level (dBµV)	Measure Level (dBµV/m)	Margin (dB)	Limit (dBµV/m)	Detector Type
1	*	11650.000	2.093	45.930	48.023	-25.977	74.000	PEAK

Note:

1. All Readings below 1GHz are Quasi-Peak, above 1GHz are performed with peak and/or average measurements as necessary.
2. Measurement Level = Reading Level + Correct Factor.
3. Correct Factor = Antenna factor + Cable loss –Amplifier gain.
4. The average measurement was not performed when the peak measured data under the limit of average detection.
5. The emission levels of other frequencies are very lower than the limit and not show in test report.

Product : Intel® Wireless-AC 9560
Test Item : Harmonic Radiated Emission Data
Test Date : 2018/12/25
Test Mode : Mode 1 SISO A: Transmit (802.11n-40BW_15Mbps)(5190MHz)

Horizontal

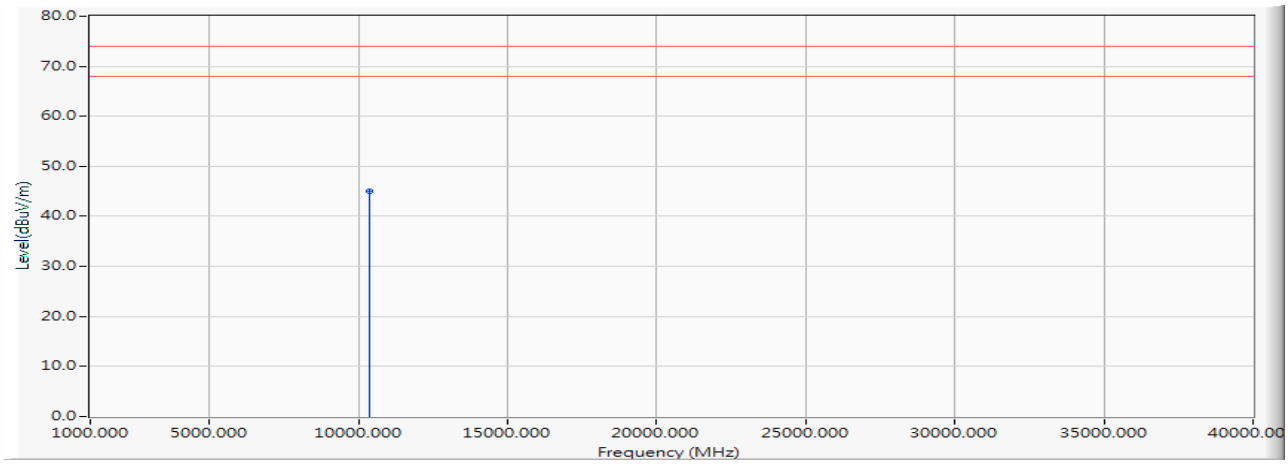

		Frequency (MHz)	Correct Factor (dB)	Reading Level (dBµV)	Measure Level (dBµV/m)	Margin (dB)	Limit (dBµV/m)	Detector Type
1	*	10380.000	0.211	44.790	45.001	-28.999	74.000	PEAK

Note:

1. All Readings below 1GHz are Quasi-Peak, above 1GHz are performed with peak and/or average measurements as necessary.
2. Measurement Level = Reading Level + Correct Factor.
3. Correct Factor = Antenna factor + Cable loss –Amplifier gain.
4. The average measurement was not performed when the peak measured data under the limit of average detection.
5. The emission levels of other frequencies are very lower than the limit and not show in test report.

Product : Intel® Wireless-AC 9560
Test Item : Harmonic Radiated Emission Data
Test Date : 2018/12/25
Test Mode : Mode 1 SISO A: Transmit (802.11n-40BW_15Mbps)(5190MHz)

Vertical

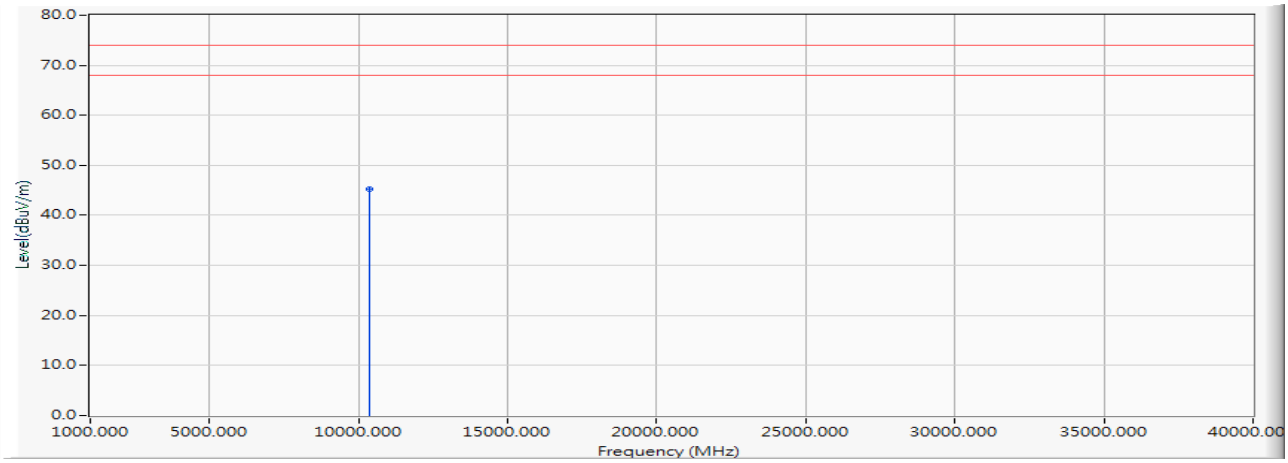

		Frequency (MHz)	Correct Factor (dB)	Reading Level (dBµV)	Measure Level (dBµV/m)	Margin (dB)	Limit (dBµV/m)	Detector Type
1	*	10380.000	0.211	45.080	45.291	-28.709	74.000	PEAK

Note:

1. All Readings below 1GHz are Quasi-Peak, above 1GHz are performed with peak and/or average measurements as necessary.
2. Measurement Level = Reading Level + Correct Factor.
3. Correct Factor = Antenna factor + Cable loss –Amplifier gain.
4. The average measurement was not performed when the peak measured data under the limit of average detection.
5. The emission levels of other frequencies are very lower than the limit and not show in test report.

Product : Intel® Wireless-AC 9560
Test Item : Harmonic Radiated Emission Data
Test Date : 2018/12/25
Test Mode : Mode 1 SISO A: Transmit (802.11n-40BW_15Mbps)(5230MHz)

Horizontal

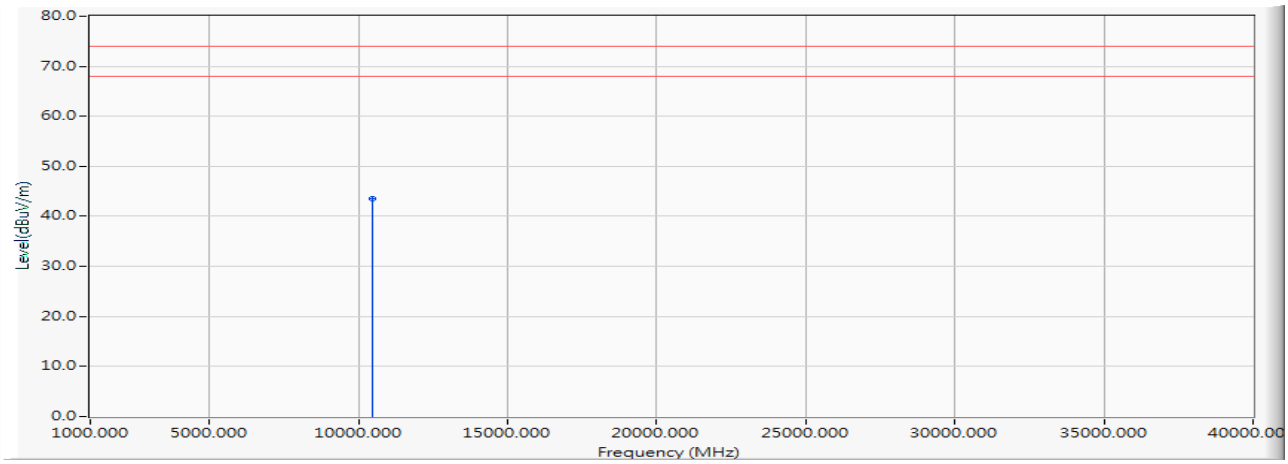

		Frequency (MHz)	Correct Factor (dB)	Reading Level (dBµV)	Measure Level (dBµV/m)	Margin (dB)	Limit (dBµV/m)	Detector Type
1	*	10460.000	0.236	43.280	43.516	-30.484	74.000	PEAK

Note:

1. All Readings below 1GHz are Quasi-Peak, above 1GHz are performed with peak and/or average measurements as necessary.
2. Measurement Level = Reading Level + Correct Factor.
3. Correct Factor = Antenna factor + Cable loss –Amplifier gain.
4. The average measurement was not performed when the peak measured data under the limit of average detection.
5. The emission levels of other frequencies are very lower than the limit and not show in test report.

Product : Intel® Wireless-AC 9560
Test Item : Harmonic Radiated Emission Data
Test Date : 2018/12/25
Test Mode : Mode 1 SISO A: Transmit (802.11n-40BW_15Mbps)(5230MHz)

Vertical

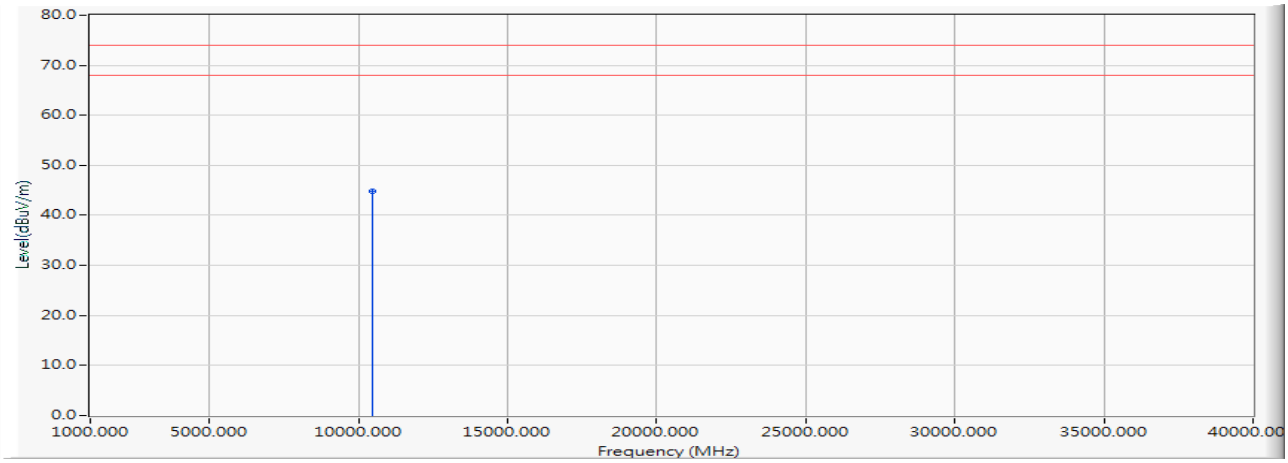

		Frequency (MHz)	Correct Factor (dB)	Reading Level (dBµV)	Measure Level (dBµV/m)	Margin (dB)	Limit (dBµV/m)	Detector Type
1	*	10460.000	0.236	44.610	44.846	-29.154	74.000	PEAK

Note:

1. All Readings below 1GHz are Quasi-Peak, above 1GHz are performed with peak and/or average measurements as necessary.
2. Measurement Level = Reading Level + Correct Factor.
3. Correct Factor = Antenna factor + Cable loss –Amplifier gain.
4. The average measurement was not performed when the peak measured data under the limit of average detection.
5. The emission levels of other frequencies are very lower than the limit and not show in test report.

Product : Intel® Wireless-AC 9560
Test Item : Harmonic Radiated Emission Data
Test Date : 2018/12/25
Test Mode : Mode 1 SISO A: Transmit (802.11n-40BW_15Mbps)(5270MHz)

Horizontal

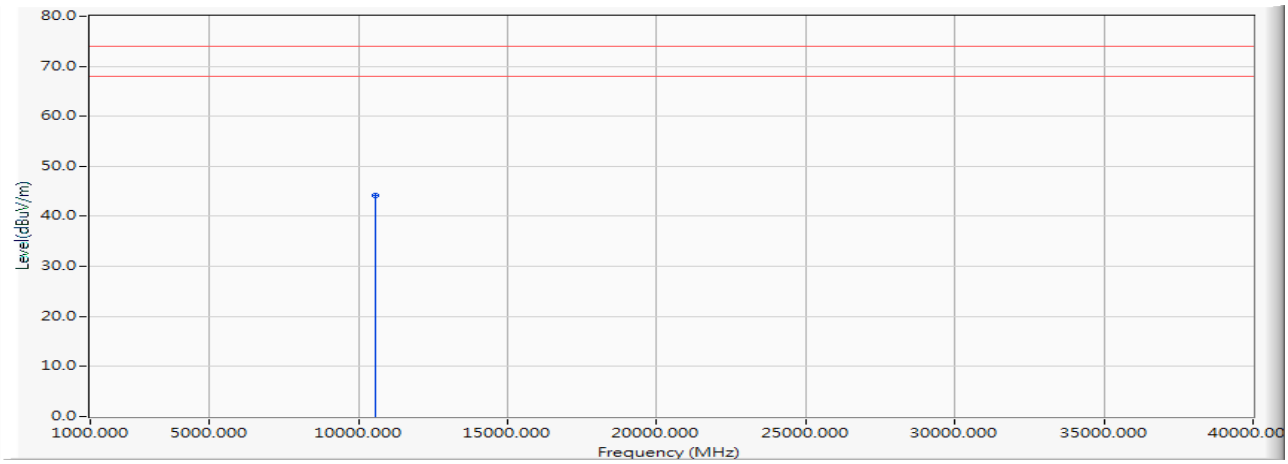

		Frequency (MHz)	Correct Factor (dB)	Reading Level (dBµV)	Measure Level (dBµV/m)	Margin (dB)	Limit (dBµV/m)	Detector Type
1	*	10540.000	0.382	43.810	44.192	-29.808	74.000	PEAK

Note:

1. All Readings below 1GHz are Quasi-Peak, above 1GHz are performed with peak and/or average measurements as necessary.
2. Measurement Level = Reading Level + Correct Factor.
3. Correct Factor = Antenna factor + Cable loss –Amplifier gain.
4. The average measurement was not performed when the peak measured data under the limit of average detection.
5. The emission levels of other frequencies are very lower than the limit and not show in test report.

Product	:	Intel® Wireless-AC 9560
Test Item	:	Harmonic Radiated Emission Data
Test Date	:	2018/12/25
Test Mode	:	Mode 1 SISO A: Transmit (802.11n-40BW_15Mbps)(5270MHz)

Vertical

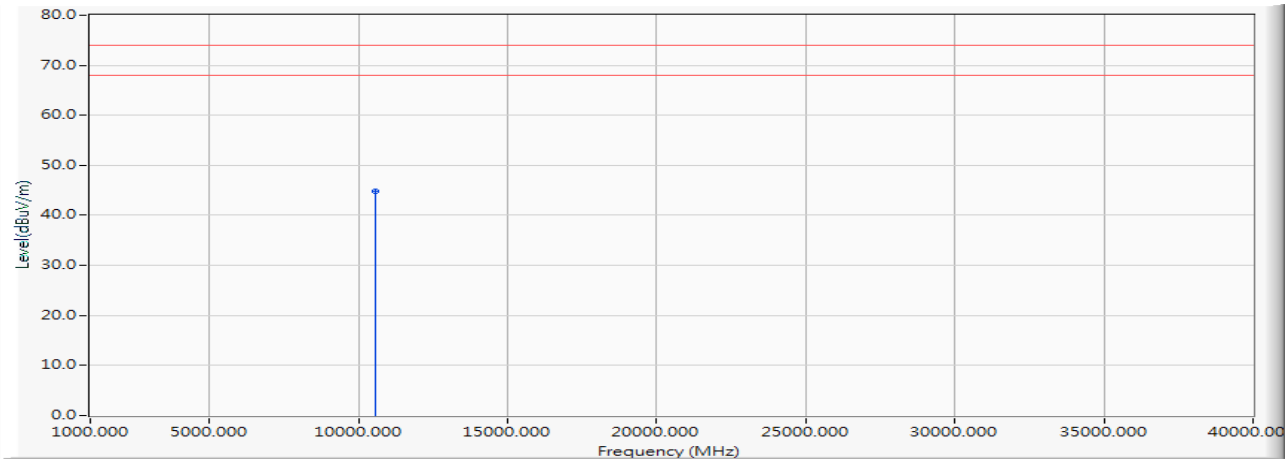

		Frequency (MHz)	Correct Factor (dB)	Reading Level (dBµV)	Measure Level (dBµV/m)	Margin (dB)	Limit (dBµV/m)	Detector Type
1	*	10540.000	0.382	44.500	44.882	-29.118	74.000	PEAK

Note:

1. All Readings below 1GHz are Quasi-Peak, above 1GHz are performed with peak and/or average measurements as necessary.
2. Measurement Level = Reading Level + Correct Factor.
3. Correct Factor = Antenna factor + Cable loss –Amplifier gain.
4. The average measurement was not performed when the peak measured data under the limit of average detection.
5. The emission levels of other frequencies are very lower than the limit and not show in test report.

Product : Intel® Wireless-AC 9560
Test Item : Harmonic Radiated Emission Data
Test Date : 2018/12/25
Test Mode : Mode 1 SISO A: Transmit (802.11n-40BW_15Mbps)(5310MHz)

Horizontal

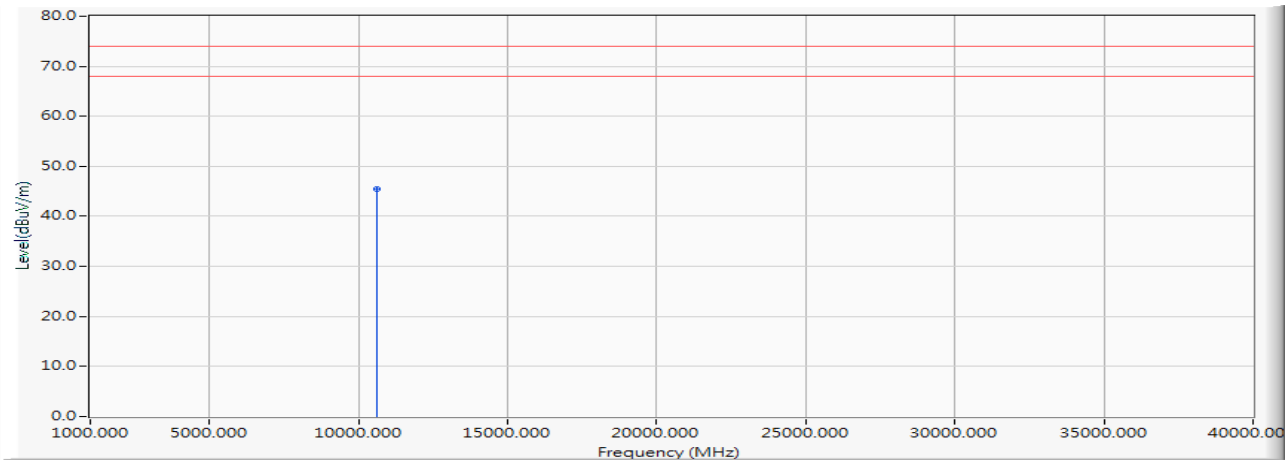

		Frequency (MHz)	Correct Factor (dB)	Reading Level (dBµV)	Measure Level (dBµV/m)	Margin (dB)	Limit (dBµV/m)	Detector Type
1	*	10620.000	0.527	44.850	45.377	-28.623	74.000	PEAK

Note:

1. All Readings below 1GHz are Quasi-Peak, above 1GHz are performed with peak and/or average measurements as necessary.
2. Measurement Level = Reading Level + Correct Factor.
3. Correct Factor = Antenna factor + Cable loss –Amplifier gain.
4. The average measurement was not performed when the peak measured data under the limit of average detection.
5. The emission levels of other frequencies are very lower than the limit and not show in test report.

Product : Intel® Wireless-AC 9560
Test Item : Harmonic Radiated Emission Data
Test Date : 2018/12/25
Test Mode : Mode 1 SISO A: Transmit (802.11n-40BW_15Mbps)(5310MHz)

Vertical

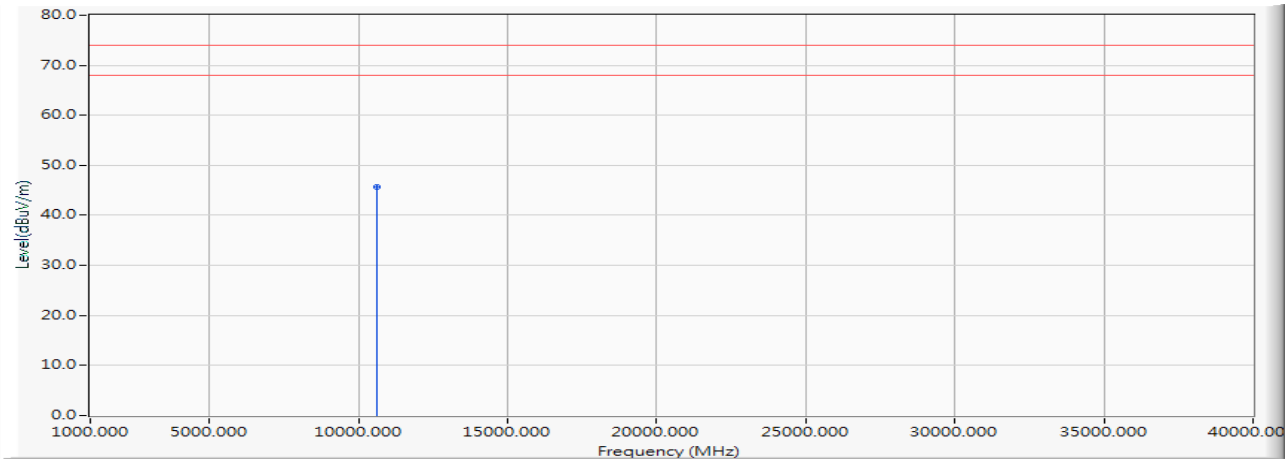

		Frequency (MHz)	Correct Factor (dB)	Reading Level (dBµV)	Measure Level (dBµV/m)	Margin (dB)	Limit (dBµV/m)	Detector Type
1	*	10620.000	0.527	45.210	45.737	-28.263	74.000	PEAK

Note:

1. All Readings below 1GHz are Quasi-Peak, above 1GHz are performed with peak and/or average measurements as necessary.
2. Measurement Level = Reading Level + Correct Factor.
3. Correct Factor = Antenna factor + Cable loss –Amplifier gain.
4. The average measurement was not performed when the peak measured data under the limit of average detection.
5. The emission levels of other frequencies are very lower than the limit and not show in test report.

Product : Intel® Wireless-AC 9560
Test Item : Harmonic Radiated Emission Data
Test Date : 2018/12/25
Test Mode : Mode 1 SISO A: Transmit (802.11n-40BW_15Mbps)(5510MHz)

Horizontal

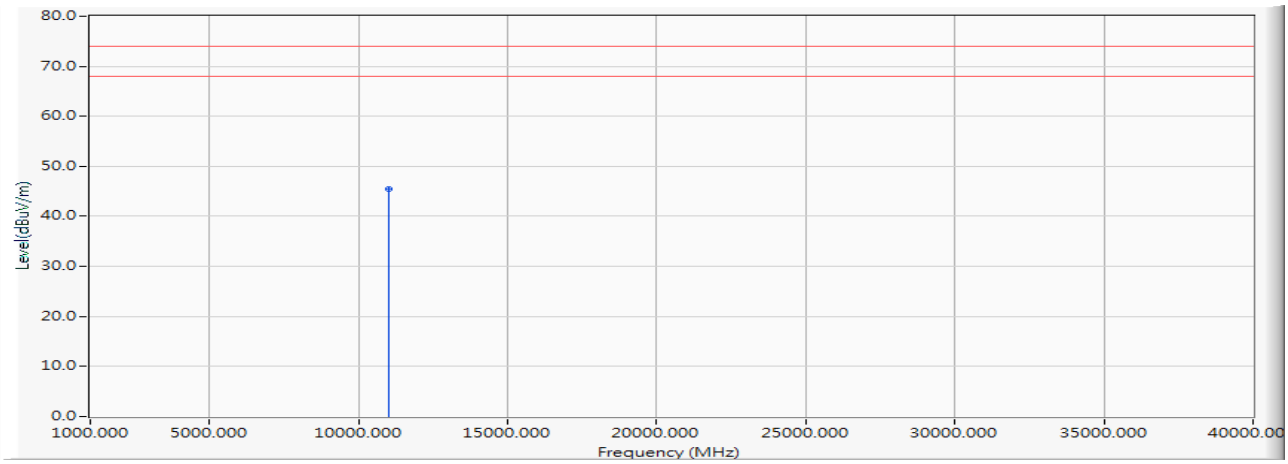

		Frequency (MHz)	Correct Factor (dB)	Reading Level (dBµV)	Measure Level (dBµV/m)	Margin (dB)	Limit (dBµV/m)	Detector Type
1	*	11020.000	1.170	44.280	45.450	-28.550	74.000	PEAK

Note:

1. All Readings below 1GHz are Quasi-Peak, above 1GHz are performed with peak and/or average measurements as necessary.
2. Measurement Level = Reading Level + Correct Factor.
3. Correct Factor = Antenna factor + Cable loss –Amplifier gain.
4. The average measurement was not performed when the peak measured data under the limit of average detection.
5. The emission levels of other frequencies are very lower than the limit and not show in test report.

Product	:	Intel® Wireless-AC 9560
Test Item	:	Harmonic Radiated Emission Data
Test Date	:	2018/12/25
Test Mode	:	Mode 1 SISO A: Transmit (802.11n-40BW_15Mbps)(5510MHz)

Vertical

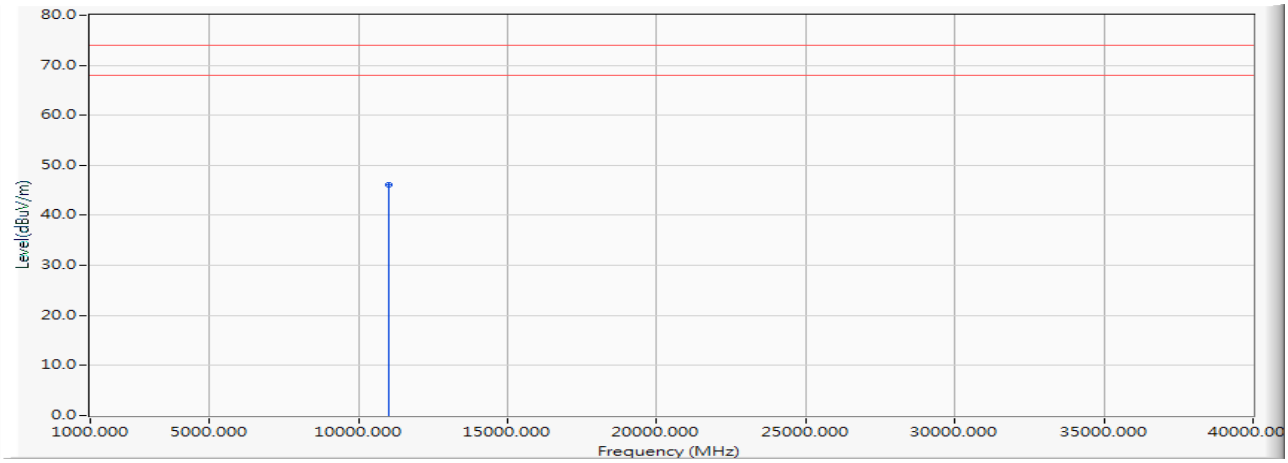

		Frequency (MHz)	Correct Factor (dB)	Reading Level (dBµV)	Measure Level (dBµV/m)	Margin (dB)	Limit (dBµV/m)	Detector Type
1	*	11020.000	1.170	44.860	46.030	-27.970	74.000	PEAK

Note:

1. All Readings below 1GHz are Quasi-Peak, above 1GHz are performed with peak and/or average measurements as necessary.
2. Measurement Level = Reading Level + Correct Factor.
3. Correct Factor = Antenna factor + Cable loss –Amplifier gain.
4. The average measurement was not performed when the peak measured data under the limit of average detection.
5. The emission levels of other frequencies are very lower than the limit and not show in test report.

Product : Intel® Wireless-AC 9560
Test Item : Harmonic Radiated Emission Data
Test Date : 2018/12/25
Test Mode : Mode 1 SISO A: Transmit (802.11n-40BW_15Mbps)(5590MHz)

Horizontal

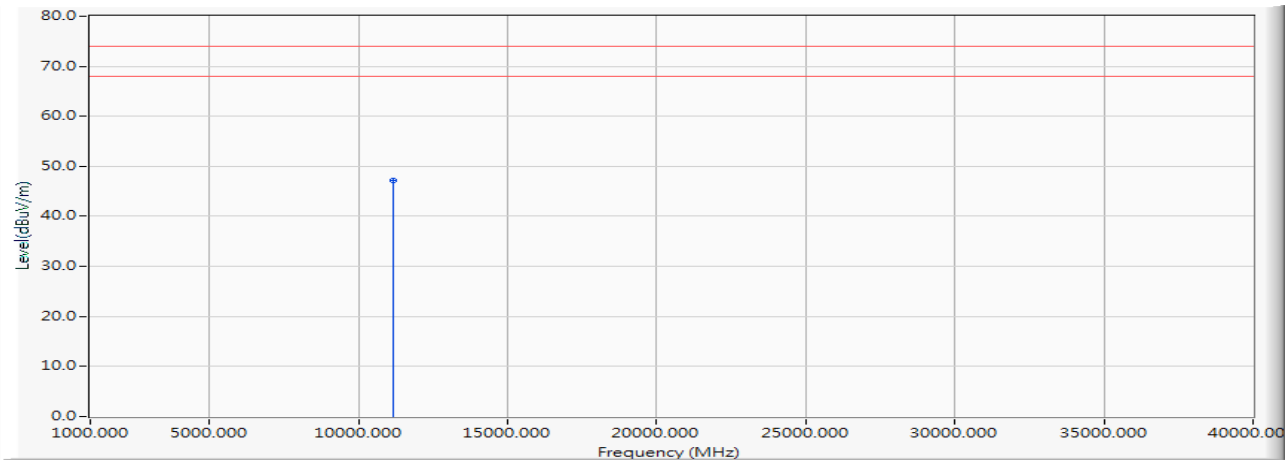

		Frequency (MHz)	Correct Factor (dB)	Reading Level (dBµV)	Measure Level (dBµV/m)	Margin (dB)	Limit (dBµV/m)	Detector Type
1	*	11180.000	1.221	46.020	47.241	-26.759	74.000	PEAK

Note:

1. All Readings below 1GHz are Quasi-Peak, above 1GHz are performed with peak and/or average measurements as necessary.
2. Measurement Level = Reading Level + Correct Factor.
3. Correct Factor = Antenna factor + Cable loss –Amplifier gain.
4. The average measurement was not performed when the peak measured data under the limit of average detection.
5. The emission levels of other frequencies are very lower than the limit and not show in test report.

Product : Intel® Wireless-AC 9560
Test Item : Harmonic Radiated Emission Data
Test Date : 2018/12/25
Test Mode : Mode 1 SISO A: Transmit (802.11n-40BW_15Mbps)(5590MHz)

Vertical

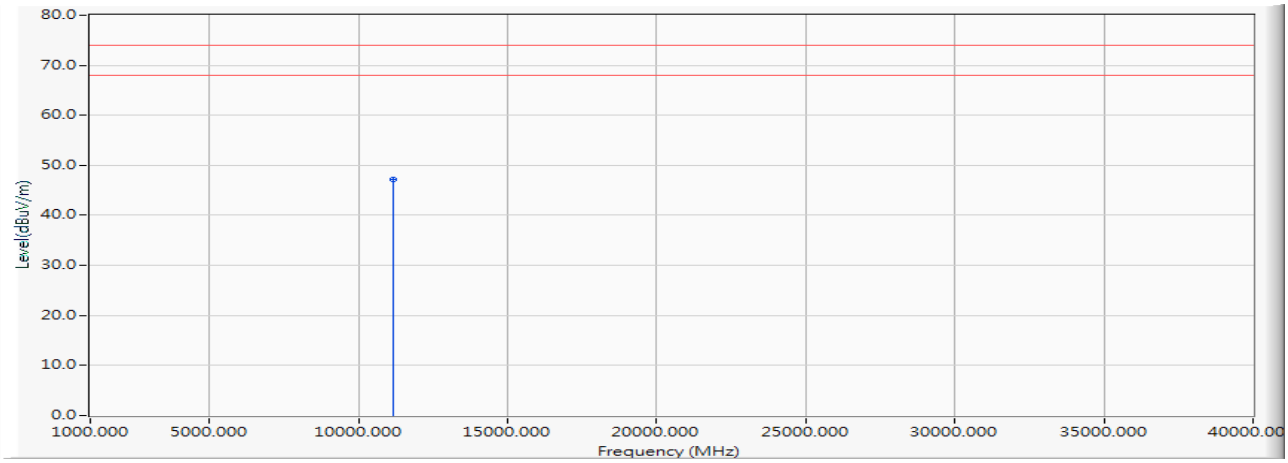

		Frequency (MHz)	Correct Factor (dB)	Reading Level (dBµV)	Measure Level (dBµV/m)	Margin (dB)	Limit (dBµV/m)	Detector Type
1	*	11180.000	1.221	46.020	47.241	-26.759	74.000	PEAK

Note:

1. All Readings below 1GHz are Quasi-Peak, above 1GHz are performed with peak and/or average measurements as necessary.
2. Measurement Level = Reading Level + Correct Factor.
3. Correct Factor = Antenna factor + Cable loss –Amplifier gain.
4. The average measurement was not performed when the peak measured data under the limit of average detection.
5. The emission levels of other frequencies are very lower than the limit and not show in test report.

Product : Intel® Wireless-AC 9560
Test Item : Harmonic Radiated Emission Data
Test Date : 2018/12/25
Test Mode : Mode 1 SISO A: Transmit (802.11n-40BW_15Mbps)(5670MHz)

Horizontal

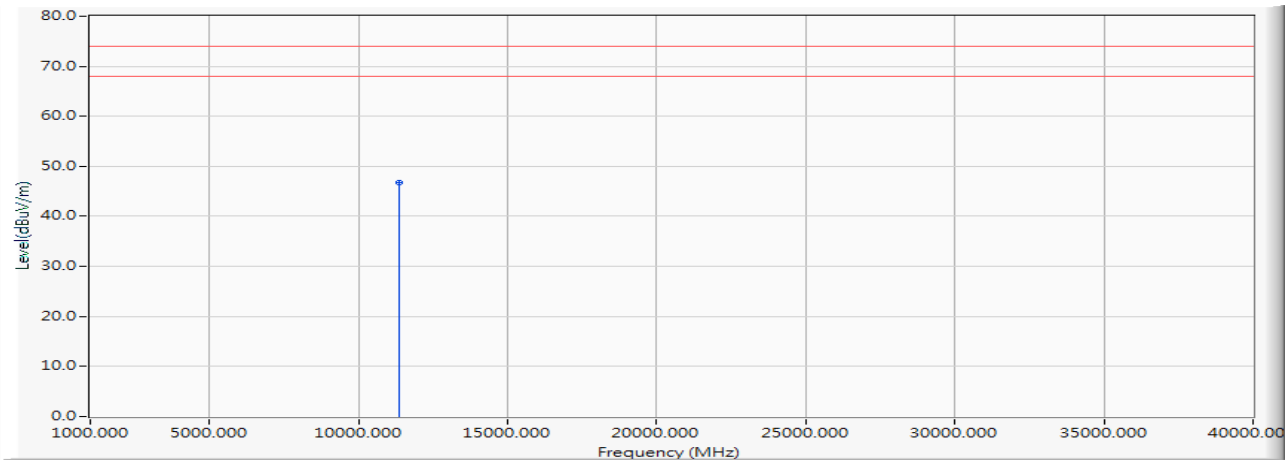

		Frequency (MHz)	Correct Factor (dB)	Reading Level (dBµV)	Measure Level (dBµV/m)	Margin (dB)	Limit (dBµV/m)	Detector Type
1	*	11340.000	1.482	45.310	46.791	-27.209	74.000	PEAK

Note:

1. All Readings below 1GHz are Quasi-Peak, above 1GHz are performed with peak and/or average measurements as necessary.
2. Measurement Level = Reading Level + Correct Factor.
3. Correct Factor = Antenna factor + Cable loss –Amplifier gain.
4. The average measurement was not performed when the peak measured data under the limit of average detection.
5. The emission levels of other frequencies are very lower than the limit and not show in test report.

Product : Intel® Wireless-AC 9560
Test Item : Harmonic Radiated Emission Data
Test Date : 2018/12/25
Test Mode : Mode 1 SISO A: Transmit (802.11n-40BW_15Mbps)(5670MHz)

Vertical

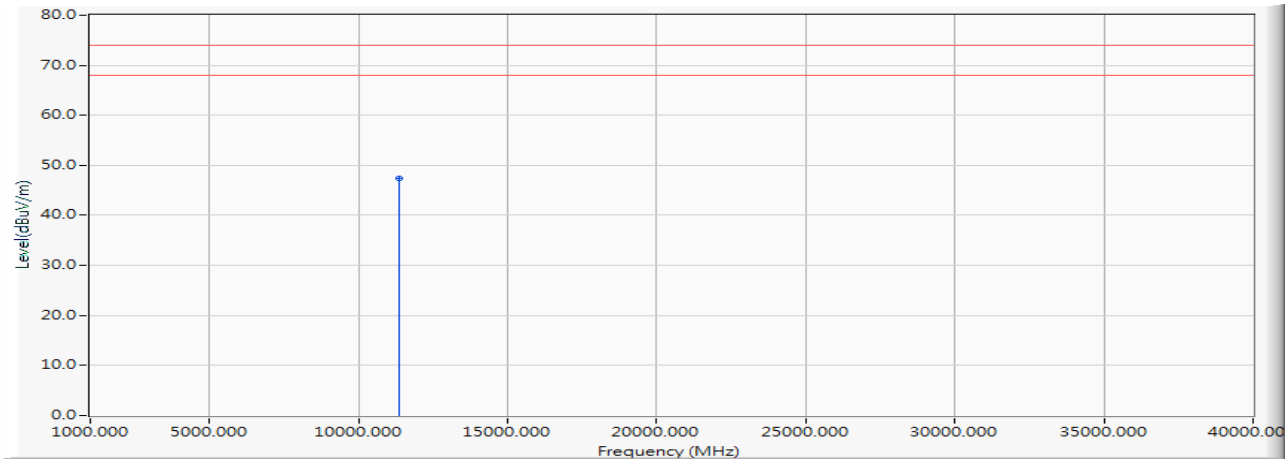

		Frequency (MHz)	Correct Factor (dB)	Reading Level (dBµV)	Measure Level (dBµV/m)	Margin (dB)	Limit (dBµV/m)	Detector Type
1	*	11340.000	1.482	45.820	47.301	-26.699	74.000	PEAK

Note:

1. All Readings below 1GHz are Quasi-Peak, above 1GHz are performed with peak and/or average measurements as necessary.
2. Measurement Level = Reading Level + Correct Factor.
3. Correct Factor = Antenna factor + Cable loss –Amplifier gain.
4. The average measurement was not performed when the peak measured data under the limit of average detection.
5. The emission levels of other frequencies are very lower than the limit and not show in test report.

Product : Intel® Wireless-AC 9560
Test Item : Harmonic Radiated Emission Data
Test Date : 2018/12/25
Test Mode : Mode 1 SISO A: Transmit (802.11n-40BW_15Mbps)(5755MHz)

Horizontal

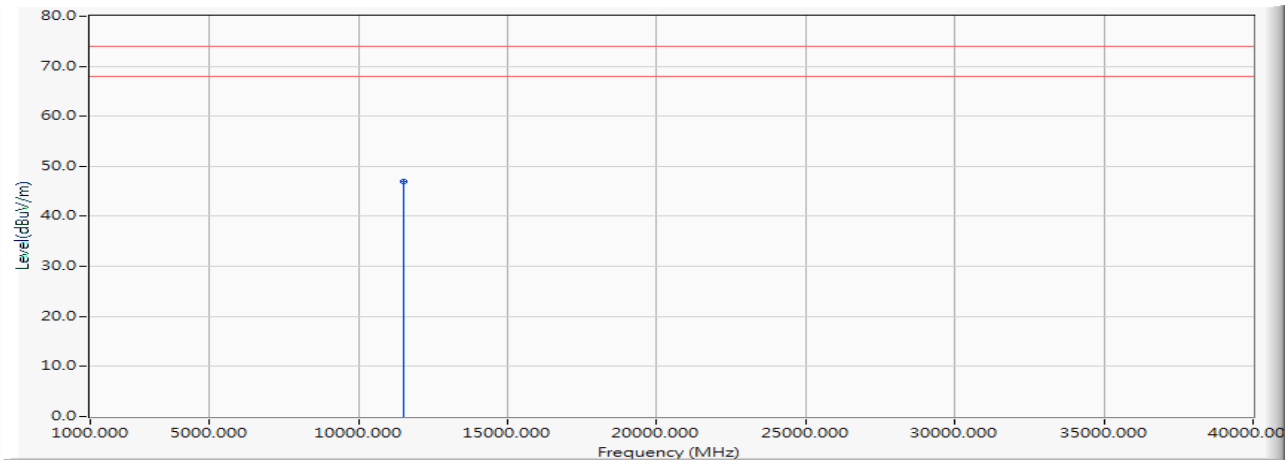

		Frequency (MHz)	Correct Factor (dB)	Reading Level (dBµV)	Measure Level (dBµV/m)	Margin (dB)	Limit (dBµV/m)	Detector Type
1	*	11510.000	1.898	45.080	46.979	-27.021	74.000	PEAK

Note:

1. All Readings below 1GHz are Quasi-Peak, above 1GHz are performed with peak and/or average measurements as necessary.
2. Measurement Level = Reading Level + Correct Factor.
3. Correct Factor = Antenna factor + Cable loss –Amplifier gain.
4. The average measurement was not performed when the peak measured data under the limit of average detection.
5. The emission levels of other frequencies are very lower than the limit and not show in test report.

Product	:	Intel® Wireless-AC 9560
Test Item	:	Harmonic Radiated Emission Data
Test Date	:	2018/12/25
Test Mode	:	Mode 1 SISO A: Transmit (802.11n-40BW_15Mbps)(5755MHz)

Vertical

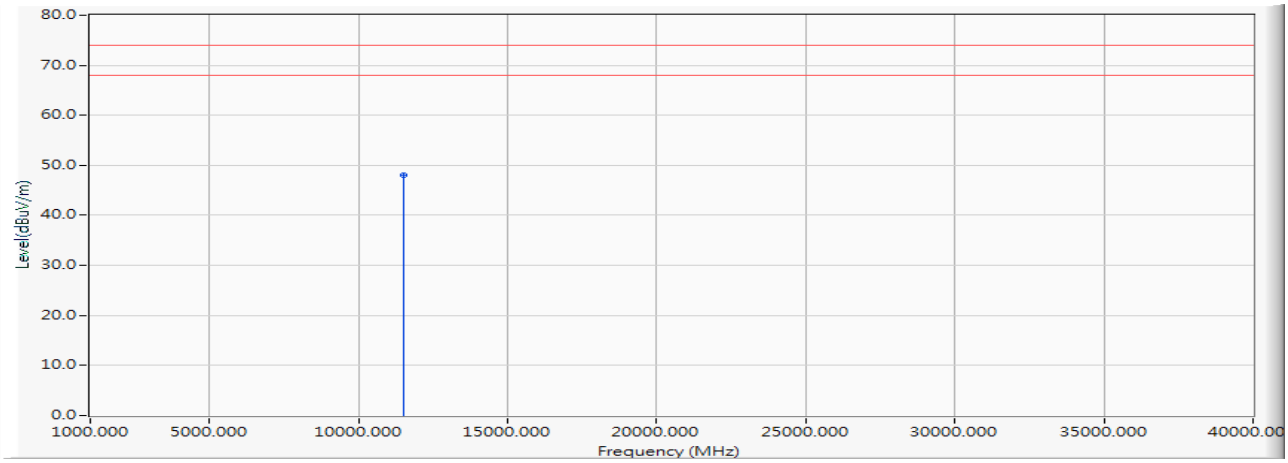

		Frequency (MHz)	Correct Factor (dB)	Reading Level (dBµV)	Measure Level (dBµV/m)	Margin (dB)	Limit (dBµV/m)	Detector Type
1	*	11510.000	1.898	46.130	48.029	-25.971	74.000	PEAK

Note:

1. All Readings below 1GHz are Quasi-Peak, above 1GHz are performed with peak and/or average measurements as necessary.
2. Measurement Level = Reading Level + Correct Factor.
3. Correct Factor = Antenna factor + Cable loss –Amplifier gain.
4. The average measurement was not performed when the peak measured data under the limit of average detection.
5. The emission levels of other frequencies are very lower than the limit and not show in test report.

Product : Intel® Wireless-AC 9560
Test Item : Harmonic Radiated Emission Data
Test Date : 2018/12/25
Test Mode : Mode 1 SISO A: Transmit (802.11n-40BW_15Mbps)(5795MHz)

Horizontal

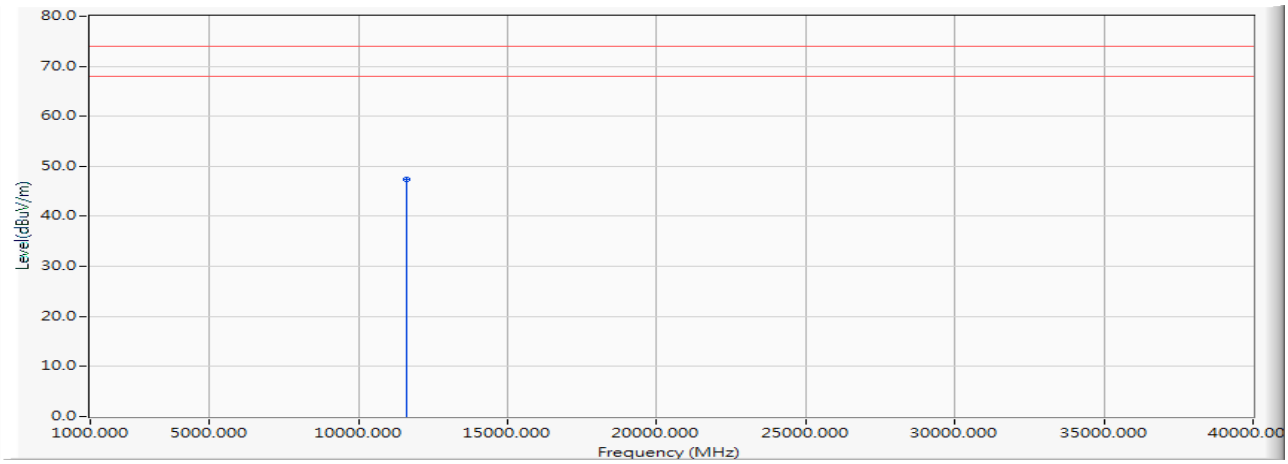

		Frequency (MHz)	Correct Factor (dB)	Reading Level (dBµV)	Measure Level (dBµV/m)	Margin (dB)	Limit (dBµV/m)	Detector Type
1	*	11590.000	2.014	45.290	47.303	-26.697	74.000	PEAK

Note:

1. All Readings below 1GHz are Quasi-Peak, above 1GHz are performed with peak and/or average measurements as necessary.
2. Measurement Level = Reading Level + Correct Factor.
3. Correct Factor = Antenna factor + Cable loss –Amplifier gain.
4. The average measurement was not performed when the peak measured data under the limit of average detection.
5. The emission levels of other frequencies are very lower than the limit and not show in test report.

Product : Intel® Wireless-AC 9560
Test Item : Harmonic Radiated Emission Data
Test Date : 2018/12/25
Test Mode : Mode 1 SISO A: Transmit (802.11n-40BW_15Mbps)(5795MHz)

Vertical

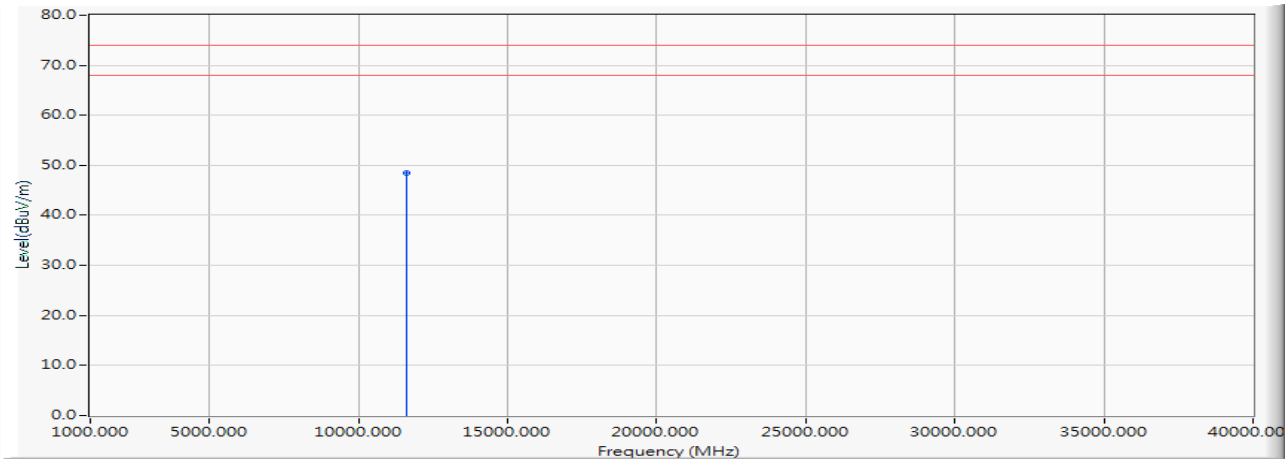

		Frequency (MHz)	Correct Factor (dB)	Reading Level (dBµV)	Measure Level (dBµV/m)	Margin (dB)	Limit (dBµV/m)	Detector Type
1	*	11590.000	2.014	46.380	48.393	-25.607	74.000	PEAK

Note:

1. All Readings below 1GHz are Quasi-Peak, above 1GHz are performed with peak and/or average measurements as necessary.
2. Measurement Level = Reading Level + Correct Factor.
3. Correct Factor = Antenna factor + Cable loss –Amplifier gain.
4. The average measurement was not performed when the peak measured data under the limit of average detection.
5. The emission levels of other frequencies are very lower than the limit and not show in test report.

Product : Intel® Wireless-AC 9560
Test Item : Harmonic Radiated Emission Data
Test Date : 2018/12/25
Test Mode : Mode 1 SISO A: Transmit (802.11ac-20BW_7.2Mbps)(5720MHz)

Horizontal

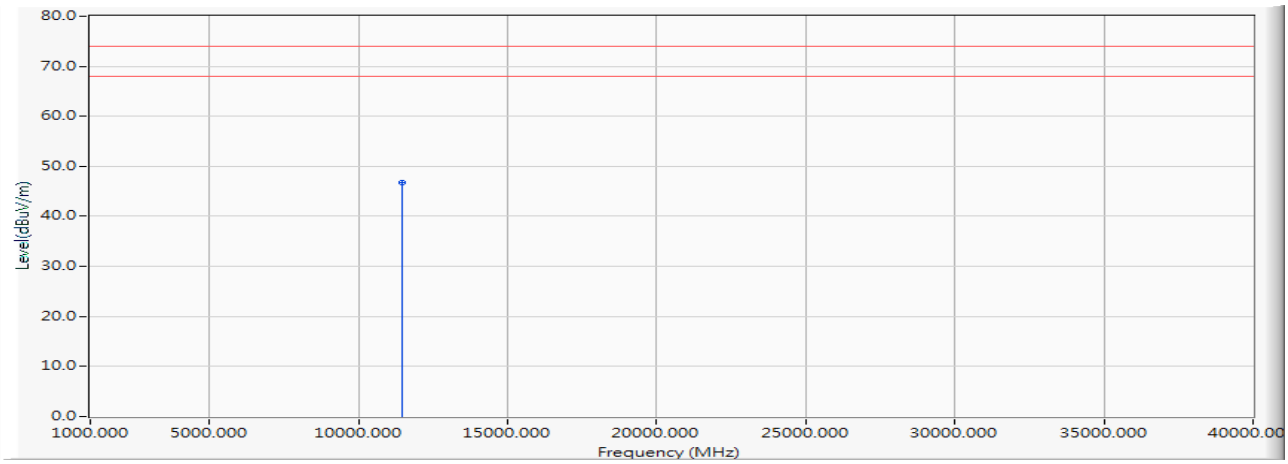

		Frequency (MHz)	Correct Factor (dB)	Reading Level (dBµV)	Measure Level (dBµV/m)	Margin (dB)	Limit (dBµV/m)	Detector Type
1	*	11440.000	1.767	44.970	46.737	-27.263	74.000	PEAK

Note:

1. All Readings below 1GHz are Quasi-Peak, above 1GHz are performed with peak and/or average measurements as necessary.
2. Measurement Level = Reading Level + Correct Factor.
3. Correct Factor = Antenna factor + Cable loss –Amplifier gain.
4. The average measurement was not performed when the peak measured data under the limit of average detection.
5. The emission levels of other frequencies are very lower than the limit and not show in test report.

Product : Intel® Wireless-AC 9560
Test Item : Harmonic Radiated Emission Data
Test Date : 2018/12/25
Test Mode : Mode 1 SISO A: Transmit (802.11ac-20BW_7.2Mbps)(5720MHz)

Vertical

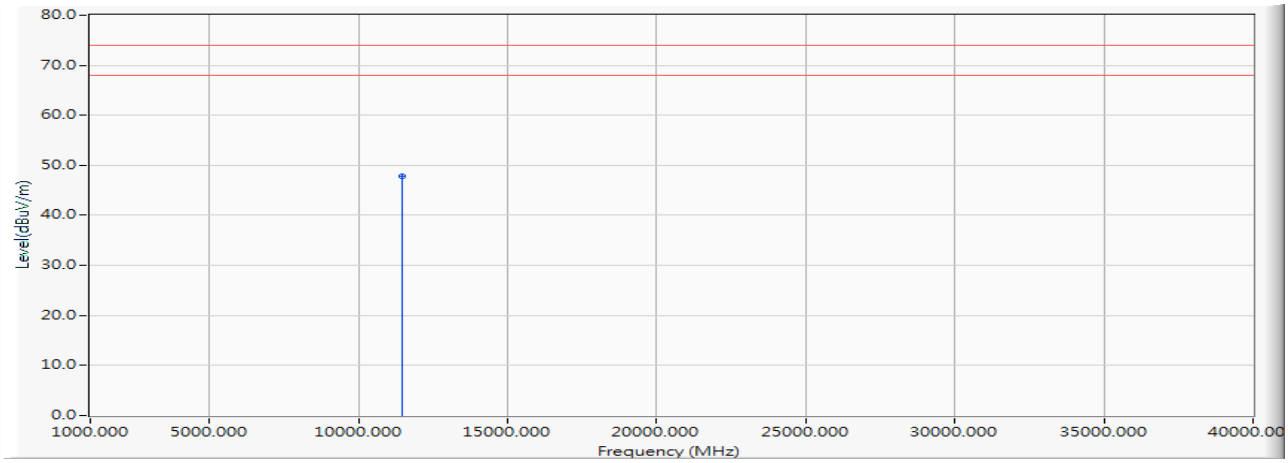

		Frequency (MHz)	Correct Factor (dB)	Reading Level (dBµV)	Measure Level (dBµV/m)	Margin (dB)	Limit (dBµV/m)	Detector Type
1	*	11440.000	1.767	46.090	47.857	-26.143	74.000	PEAK

Note:

1. All Readings below 1GHz are Quasi-Peak, above 1GHz are performed with peak and/or average measurements as necessary.
2. Measurement Level = Reading Level + Correct Factor.
3. Correct Factor = Antenna factor + Cable loss –Amplifier gain.
4. The average measurement was not performed when the peak measured data under the limit of average detection.
5. The emission levels of other frequencies are very lower than the limit and not show in test report.

Product : Intel® Wireless-AC 9560
Test Item : Harmonic Radiated Emission Data
Test Date : 2018/12/25
Test Mode : Mode 1 SISO A: Transmit (802.11ac-40BW_15Mbps)(5710MHz)

Horizontal

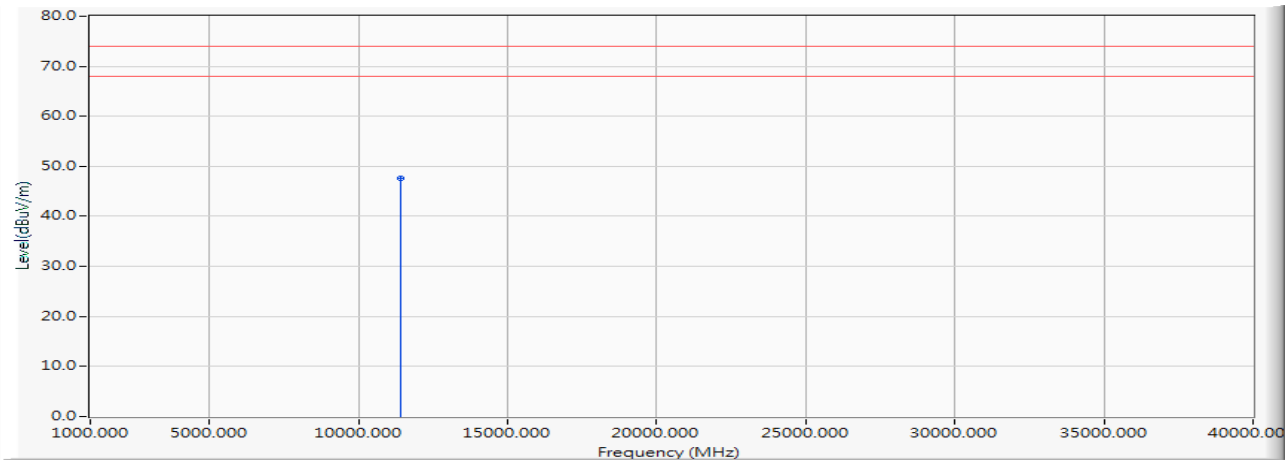

		Frequency (MHz)	Correct Factor (dB)	Reading Level (dBµV)	Measure Level (dBµV/m)	Margin (dB)	Limit (dBµV/m)	Detector Type
1	*	11420.000	1.708	45.890	47.598	-26.402	74.000	PEAK

Note:

1. All Readings below 1GHz are Quasi-Peak, above 1GHz are performed with peak and/or average measurements as necessary.
2. Measurement Level = Reading Level + Correct Factor.
3. Correct Factor = Antenna factor + Cable loss –Amplifier gain.
4. The average measurement was not performed when the peak measured data under the limit of average detection.
5. The emission levels of other frequencies are very lower than the limit and not show in test report.

Product : Intel® Wireless-AC 9560
Test Item : Harmonic Radiated Emission Data
Test Date : 2018/12/25
Test Mode : Mode 1 SISO A: Transmit (802.11ac-40BW_15Mbps)(5710MHz)

Vertical

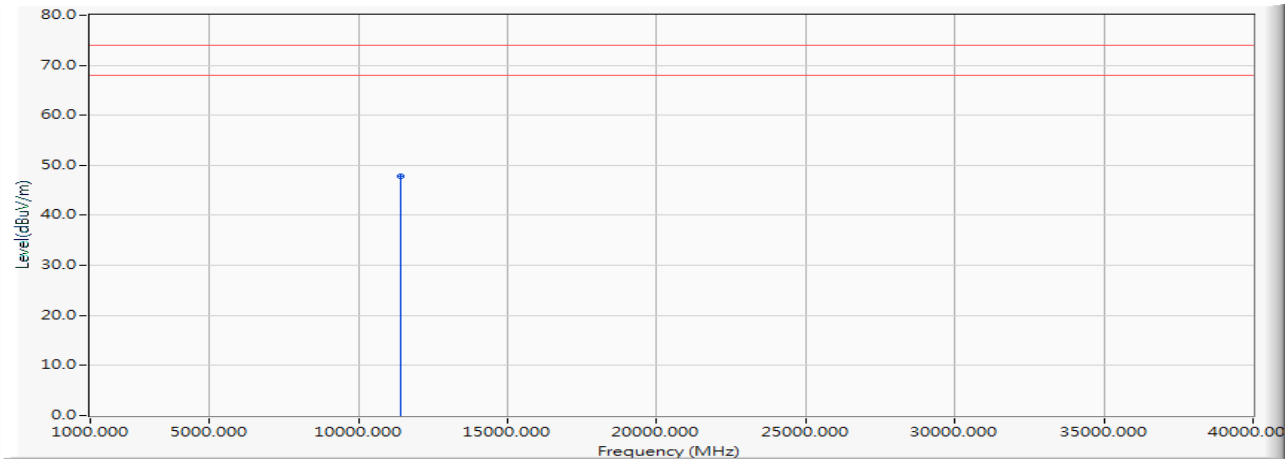

		Frequency (MHz)	Correct Factor (dB)	Reading Level (dBµV)	Measure Level (dBµV/m)	Margin (dB)	Limit (dBµV/m)	Detector Type
1	*	11420.000	1.708	46.050	47.758	-26.242	74.000	PEAK

Note:

1. All Readings below 1GHz are Quasi-Peak, above 1GHz are performed with peak and/or average measurements as necessary.
2. Measurement Level = Reading Level + Correct Factor.
3. Correct Factor = Antenna factor + Cable loss –Amplifier gain.
4. The average measurement was not performed when the peak measured data under the limit of average detection.
5. The emission levels of other frequencies are very lower than the limit and not show in test report.

Product : Intel® Wireless-AC 9560
Test Item : Harmonic Radiated Emission Data
Test Date : 2018/12/25
Test Mode : Mode 1 SISO A: Transmit (802.11ac-80BW_32.5Mbps)(5210MHz)

Horizontal

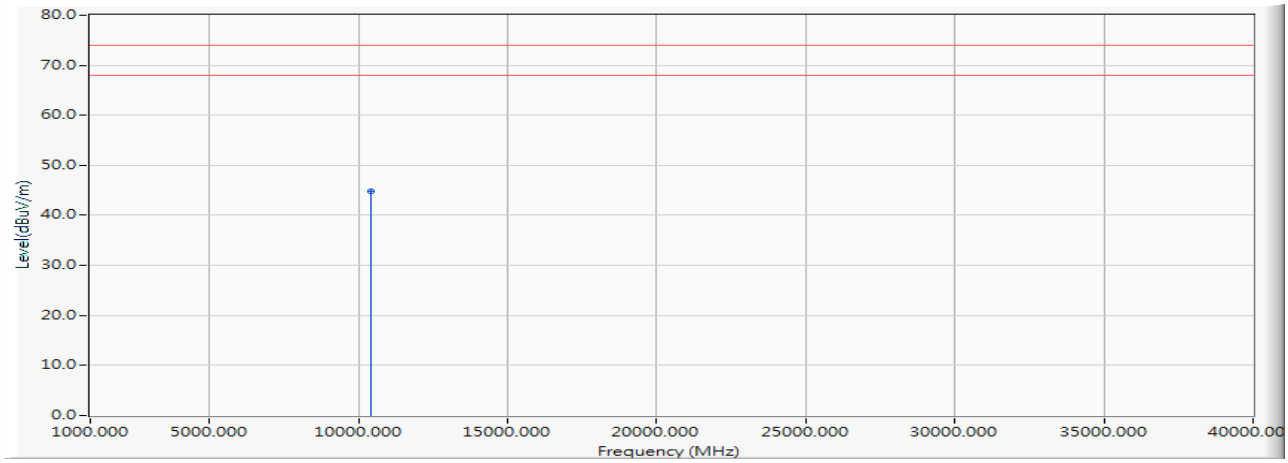

		Frequency (MHz)	Correct Factor (dB)	Reading Level (dBµV)	Measure Level (dBµV/m)	Margin (dB)	Limit (dBµV/m)	Detector Type
1	*	10420.000	0.191	44.690	44.881	-29.119	74.000	PEAK

Note:

1. All Readings below 1GHz are Quasi-Peak, above 1GHz are performed with peak and/or average measurements as necessary.
2. Measurement Level = Reading Level + Correct Factor.
3. Correct Factor = Antenna factor + Cable loss –Amplifier gain.
4. The average measurement was not performed when the peak measured data under the limit of average detection.
5. The emission levels of other frequencies are very lower than the limit and not show in test report.

Product : Intel® Wireless-AC 9560
Test Item : Harmonic Radiated Emission Data
Test Date : 2018/12/25
Test Mode : Mode 1 SISO A: Transmit (802.11ac-80BW_32.5Mbps)(5210MHz)

Vertical

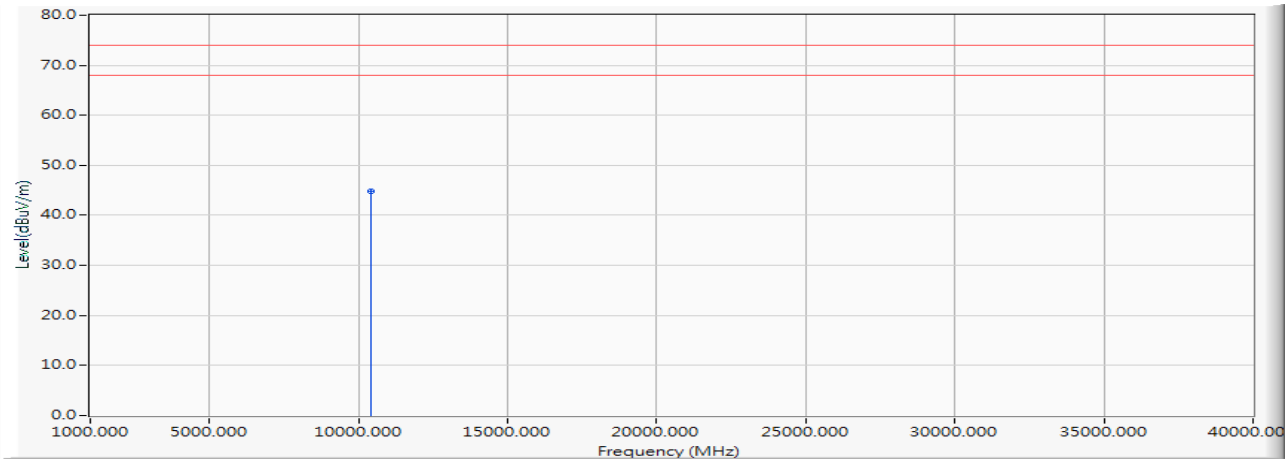

		Frequency (MHz)	Correct Factor (dB)	Reading Level (dBµV)	Measure Level (dBµV/m)	Margin (dB)	Limit (dBµV/m)	Detector Type
1	*	10420.000	0.191	44.690	44.881	-29.119	74.000	PEAK

Note:

1. All Readings below 1GHz are Quasi-Peak, above 1GHz are performed with peak and/or average measurements as necessary.
2. Measurement Level = Reading Level + Correct Factor.
3. Correct Factor = Antenna factor + Cable loss –Amplifier gain.
4. The average measurement was not performed when the peak measured data under the limit of average detection.
5. The emission levels of other frequencies are very lower than the limit and not show in test report.

Product : Intel® Wireless-AC 9560
Test Item : Harmonic Radiated Emission Data
Test Date : 2018/12/25
Test Mode : Mode 1 SISO A: Transmit (802.11ac-80BW_32.5Mbps)(5290MHz)

Horizontal

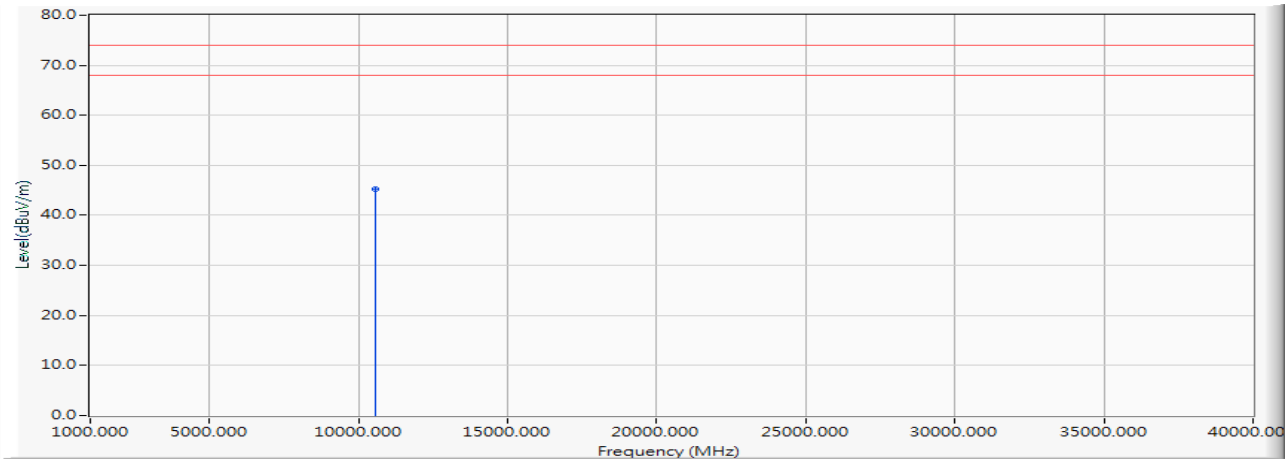

		Frequency (MHz)	Correct Factor (dB)	Reading Level (dBµV)	Measure Level (dBµV/m)	Margin (dB)	Limit (dBµV/m)	Detector Type
1	*	10580.000	0.463	44.780	45.243	-28.757	74.000	PEAK

Note:

1. All Readings below 1GHz are Quasi-Peak, above 1GHz are performed with peak and/or average measurements as necessary.
2. Measurement Level = Reading Level + Correct Factor.
3. Correct Factor = Antenna factor + Cable loss –Amplifier gain.
4. The average measurement was not performed when the peak measured data under the limit of average detection.
5. The emission levels of other frequencies are very lower than the limit and not show in test report.

Product : Intel® Wireless-AC 9560
Test Item : Harmonic Radiated Emission Data
Test Date : 2018/12/25
Test Mode : Mode 1 SISO A: Transmit (802.11ac-80BW_32.5Mbps)(5290MHz)

Vertical

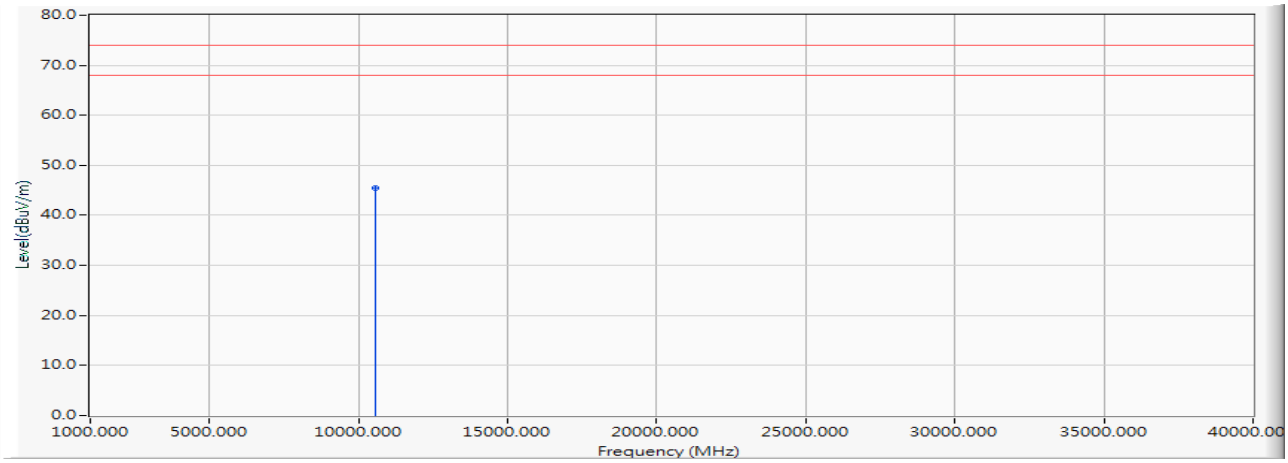

		Frequency (MHz)	Correct Factor (dB)	Reading Level (dBµV)	Measure Level (dBµV/m)	Margin (dB)	Limit (dBµV/m)	Detector Type
1	*	10580.000	0.463	45.110	45.573	-28.427	74.000	PEAK

Note:

1. All Readings below 1GHz are Quasi-Peak, above 1GHz are performed with peak and/or average measurements as necessary.
2. Measurement Level = Reading Level + Correct Factor.
3. Correct Factor = Antenna factor + Cable loss –Amplifier gain.
4. The average measurement was not performed when the peak measured data under the limit of average detection.
5. The emission levels of other frequencies are very lower than the limit and not show in test report.

Product : Intel® Wireless-AC 9560
Test Item : Harmonic Radiated Emission Data
Test Date : 2018/12/25
Test Mode : Mode 1 SISO A: Transmit (802.11ac-80BW_32.5Mbps)(5530MHz)

Horizontal

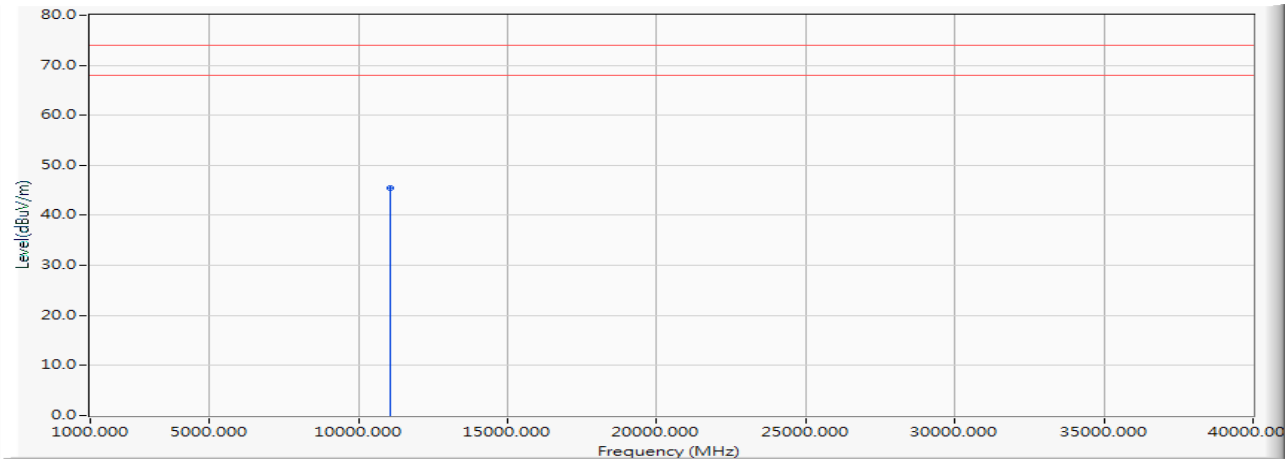

		Frequency (MHz)	Correct Factor (dB)	Reading Level (dBµV)	Measure Level (dBµV/m)	Margin (dB)	Limit (dBµV/m)	Detector Type
1	*	11060.000	1.130	44.390	45.521	-28.479	74.000	PEAK

Note:

1. All Readings below 1GHz are Quasi-Peak, above 1GHz are performed with peak and/or average measurements as necessary.
2. Measurement Level = Reading Level + Correct Factor.
3. Correct Factor = Antenna factor + Cable loss –Amplifier gain.
4. The average measurement was not performed when the peak measured data under the limit of average detection.
5. The emission levels of other frequencies are very lower than the limit and not show in test report.

Product : Intel® Wireless-AC 9560
Test Item : Harmonic Radiated Emission Data
Test Date : 2018/12/25
Test Mode : Mode 1 SISO A: Transmit (802.11ac-80BW_32.5Mbps)(5530MHz)

Vertical

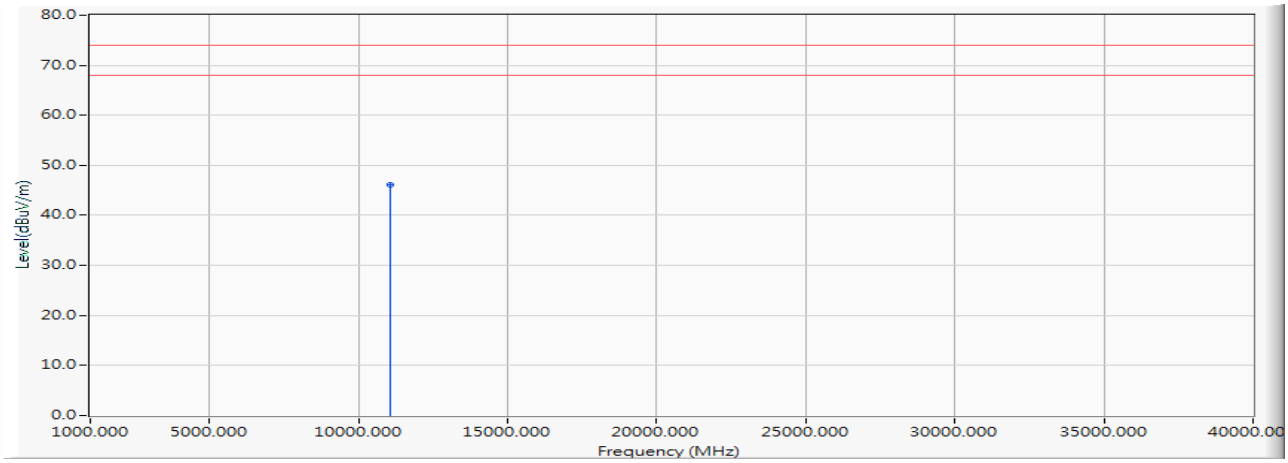

		Frequency (MHz)	Correct Factor (dB)	Reading Level (dBµV)	Measure Level (dBµV/m)	Margin (dB)	Limit (dBµV/m)	Detector Type
1	*	11060.000	1.130	44.890	46.021	-27.979	74.000	PEAK

Note:

1. All Readings below 1GHz are Quasi-Peak, above 1GHz are performed with peak and/or average measurements as necessary.
2. Measurement Level = Reading Level + Correct Factor.
3. Correct Factor = Antenna factor + Cable loss –Amplifier gain.
4. The average measurement was not performed when the peak measured data under the limit of average detection.
5. The emission levels of other frequencies are very lower than the limit and not show in test report.

Product : Intel® Wireless-AC 9560
Test Item : Harmonic Radiated Emission Data
Test Date : 2018/12/25
Test Mode : Mode 1 SISO A: Transmit (802.11ac-80BW_32.5Mbps)(5610MHz)

Horizontal

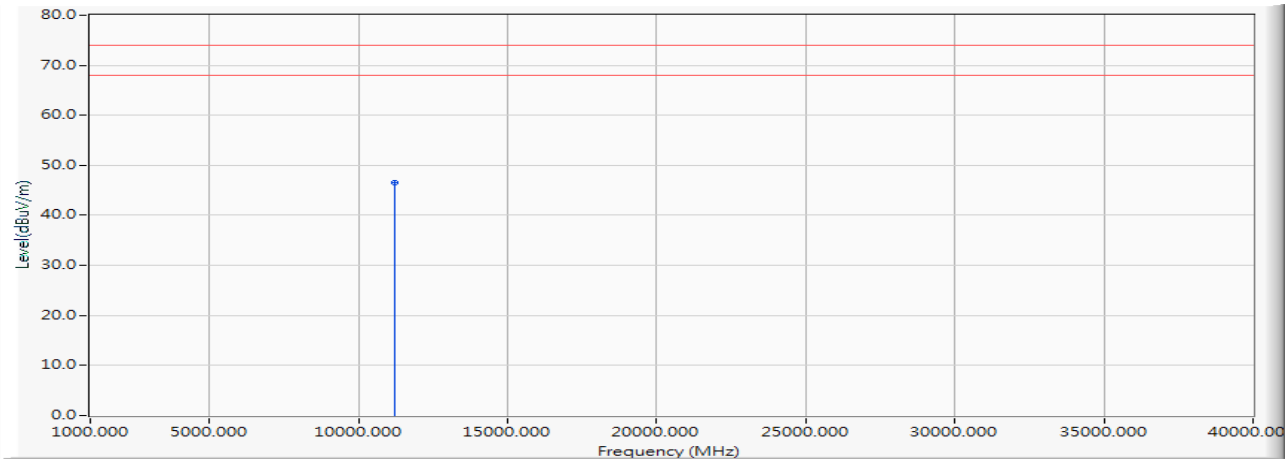

		Frequency (MHz)	Correct Factor (dB)	Reading Level (dBµV)	Measure Level (dBµV/m)	Margin (dB)	Limit (dBµV/m)	Detector Type
1	*	11220.000	1.247	45.400	46.647	-27.353	74.000	PEAK

Note:

1. All Readings below 1GHz are Quasi-Peak, above 1GHz are performed with peak and/or average measurements as necessary.
2. Measurement Level = Reading Level + Correct Factor.
3. Correct Factor = Antenna factor + Cable loss –Amplifier gain.
4. The average measurement was not performed when the peak measured data under the limit of average detection.
5. The emission levels of other frequencies are very lower than the limit and not show in test report.

Product : Intel® Wireless-AC 9560
Test Item : Harmonic Radiated Emission Data
Test Date : 2018/12/25
Test Mode : Mode 1 SISO A: Transmit (802.11ac-80BW_32.5Mbps)(5610MHz)

Vertical

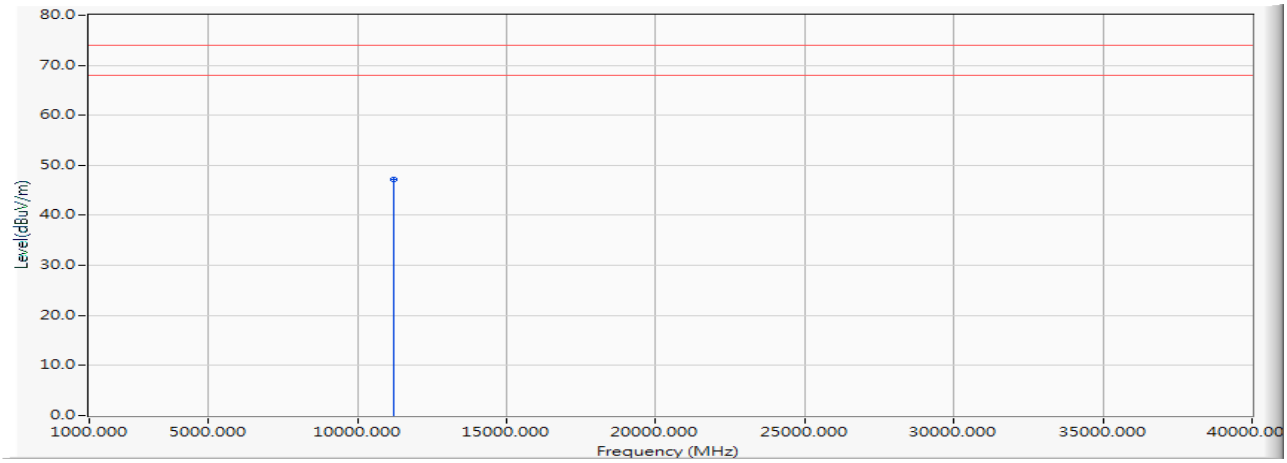

		Frequency (MHz)	Correct Factor (dB)	Reading Level (dBµV)	Measure Level (dBµV/m)	Margin (dB)	Limit (dBµV/m)	Detector Type
1	*	11220.000	1.247	45.920	47.167	-26.833	74.000	PEAK

Note:

1. All Readings below 1GHz are Quasi-Peak, above 1GHz are performed with peak and/or average measurements as necessary.
2. Measurement Level = Reading Level + Correct Factor.
3. Correct Factor = Antenna factor + Cable loss –Amplifier gain.
4. The average measurement was not performed when the peak measured data under the limit of average detection.
5. The emission levels of other frequencies are very lower than the limit and not show in test report.

Product : Intel® Wireless-AC 9560
Test Item : Harmonic Radiated Emission Data
Test Date : 2018/12/25
Test Mode : Mode 1 SISO A: Transmit (802.11ac-80BW_32.5Mbps)(5690MHz)

Horizontal

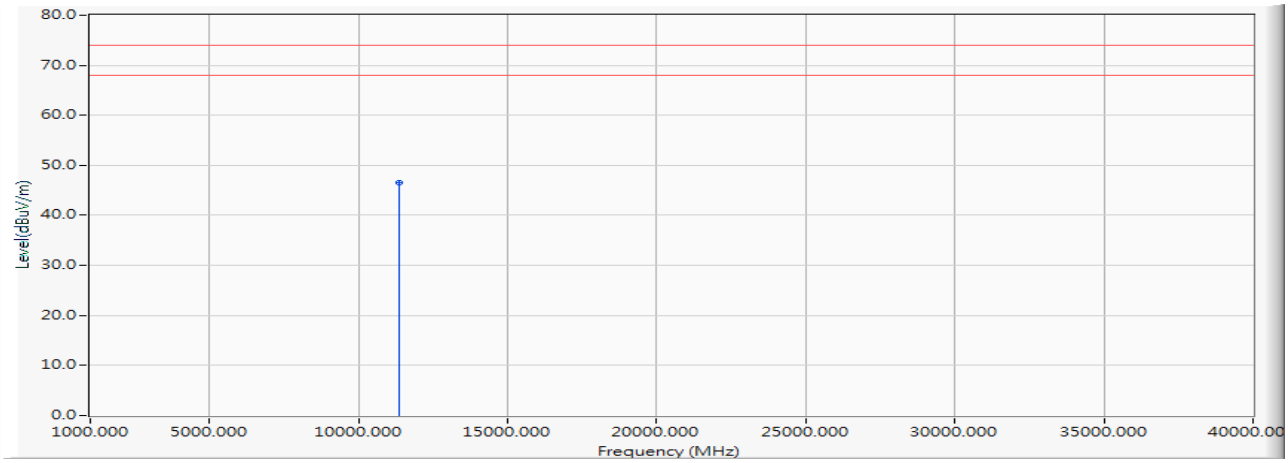

		Frequency (MHz)	Correct Factor (dB)	Reading Level (dBµV)	Measure Level (dBµV/m)	Margin (dB)	Limit (dBµV/m)	Detector Type
1	*	11380.000	1.604	45.030	46.633	-27.367	74.000	PEAK

Note:

1. All Readings below 1GHz are Quasi-Peak, above 1GHz are performed with peak and/or average measurements as necessary.
2. Measurement Level = Reading Level + Correct Factor.
3. Correct Factor = Antenna factor + Cable loss –Amplifier gain.
4. The average measurement was not performed when the peak measured data under the limit of average detection.
5. The emission levels of other frequencies are very lower than the limit and not show in test report.

Product : Intel® Wireless-AC 9560
Test Item : Harmonic Radiated Emission Data
Test Date : 2018/12/25
Test Mode : Mode 1 SISO A: Transmit (802.11ac-80BW_32.5Mbps)(5690MHz)

Vertical

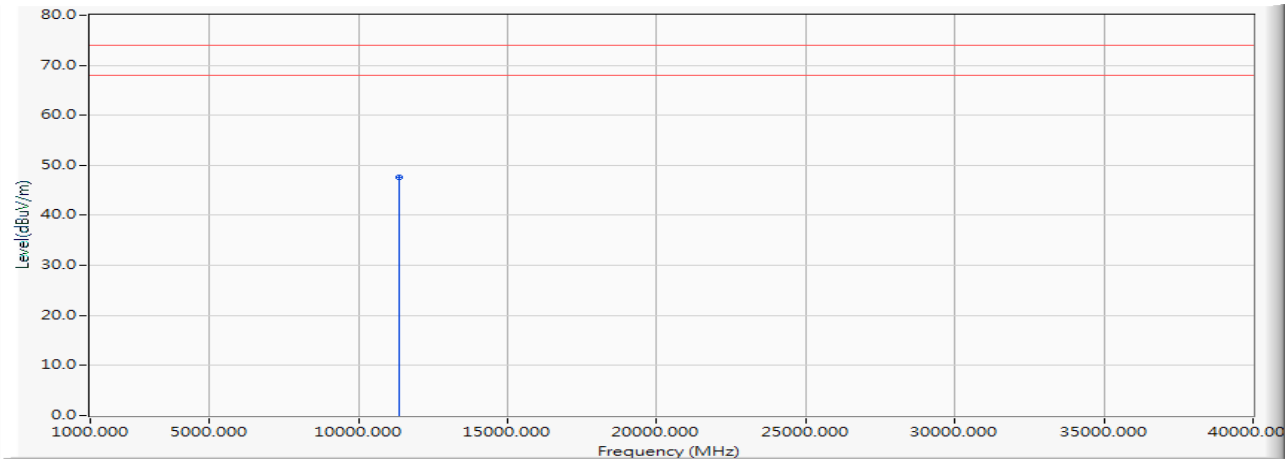

		Frequency (MHz)	Correct Factor (dB)	Reading Level (dBµV)	Measure Level (dBµV/m)	Margin (dB)	Limit (dBµV/m)	Detector Type
1	*	11380.000	1.604	45.930	47.533	-26.467	74.000	PEAK

Note:

1. All Readings below 1GHz are Quasi-Peak, above 1GHz are performed with peak and/or average measurements as necessary.
2. Measurement Level = Reading Level + Correct Factor.
3. Correct Factor = Antenna factor + Cable loss –Amplifier gain.
4. The average measurement was not performed when the peak measured data under the limit of average detection.
5. The emission levels of other frequencies are very lower than the limit and not show in test report.

Product : Intel® Wireless-AC 9560
Test Item : Harmonic Radiated Emission Data
Test Date : 2018/12/25
Test Mode : Mode 1 SISO A: Transmit (802.11ac-80BW_32.5Mbps)(5775MHz)

Horizontal

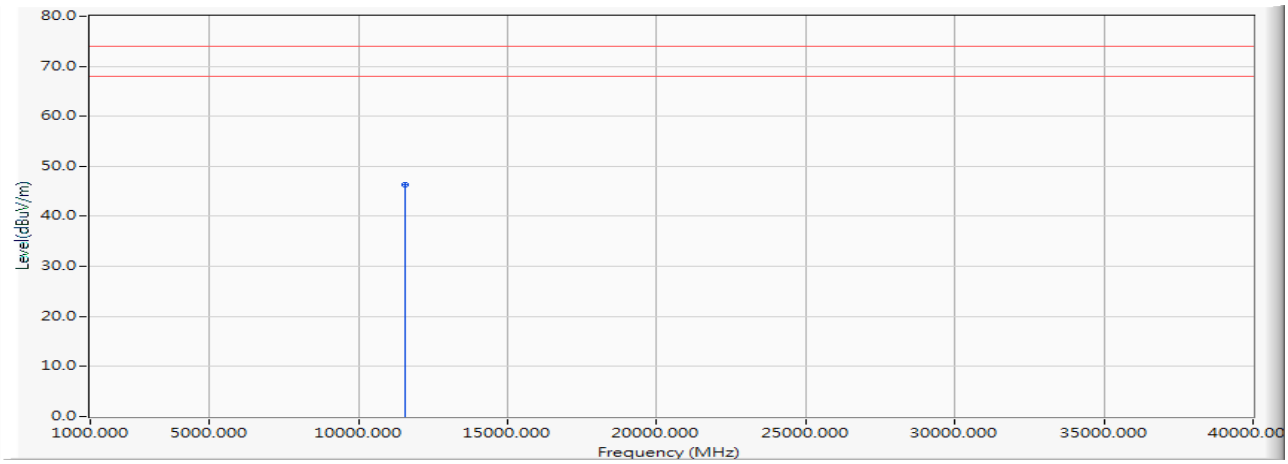

		Frequency (MHz)	Correct Factor (dB)	Reading Level (dBµV)	Measure Level (dBµV/m)	Margin (dB)	Limit (dBµV/m)	Detector Type
1	*	11550.000	1.987	44.371	46.358	-27.642	74.000	PEAK

Note:

1. All Readings below 1GHz are Quasi-Peak, above 1GHz are performed with peak and/or average measurements as necessary.
2. Measurement Level = Reading Level + Correct Factor.
3. Correct Factor = Antenna factor + Cable loss –Amplifier gain.
4. The average measurement was not performed when the peak measured data under the limit of average detection.
5. The emission levels of other frequencies are very lower than the limit and not show in test report.

Product : Intel® Wireless-AC 9560
Test Item : Harmonic Radiated Emission Data
Test Date : 2018/12/25
Test Mode : Mode 1 SISO A: Transmit (802.11ac-80BW_32.5Mbps)(5775MHz)

Vertical

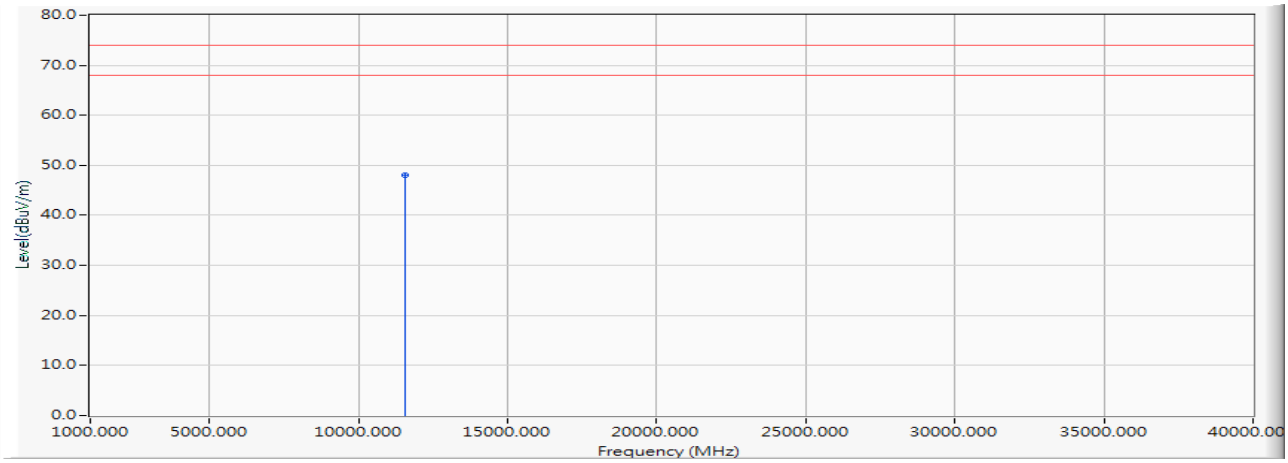

		Frequency (MHz)	Correct Factor (dB)	Reading Level (dBµV)	Measure Level (dBµV/m)	Margin (dB)	Limit (dBµV/m)	Detector Type
1	*	11550.000	1.987	46.030	48.017	-25.983	74.000	PEAK

Note:

1. All Readings below 1GHz are Quasi-Peak, above 1GHz are performed with peak and/or average measurements as necessary.
2. Measurement Level = Reading Level + Correct Factor.
3. Correct Factor = Antenna factor + Cable loss –Amplifier gain.
4. The average measurement was not performed when the peak measured data under the limit of average detection.
5. The emission levels of other frequencies are very lower than the limit and not show in test report.

Product : Intel® Wireless-AC 9560
Test Item : Harmonic Radiated Emission Data
Test Date : 2018/12/25
Test Mode : Mode 1 SISO A: Transmit (802.11ac-160BW_65Mbps)(5250MHz)

Horizontal

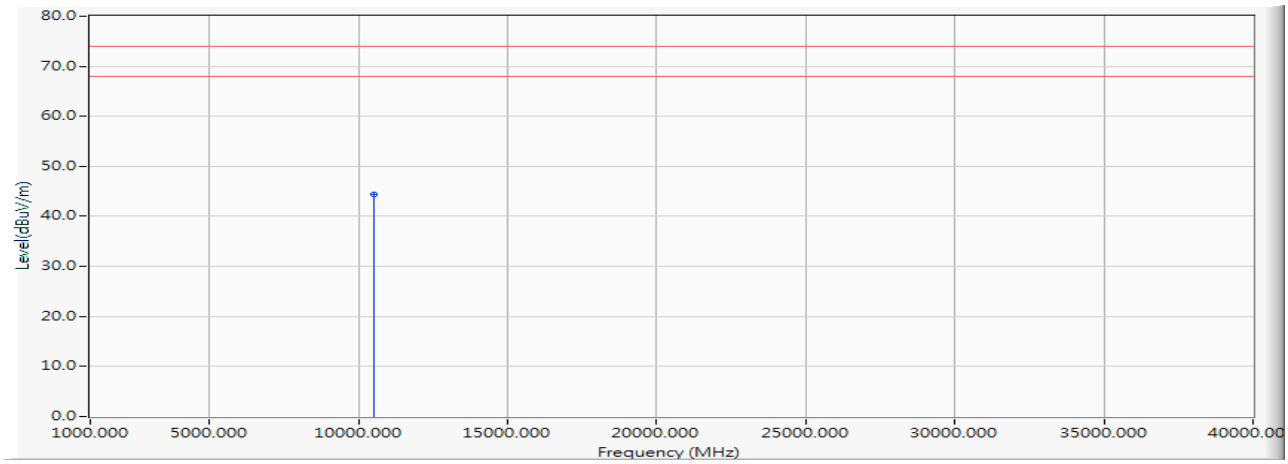

		Frequency (MHz)	Correct Factor (dB)	Reading Level (dBµV)	Measure Level (dBµV/m)	Margin (dB)	Limit (dBµV/m)	Detector Type
1	*	10500.000	0.279	44.060	44.339	-29.661	74.000	PEAK

Note:

1. All Readings below 1GHz are Quasi-Peak, above 1GHz are performed with peak and/or average measurements as necessary.
2. Measurement Level = Reading Level + Correct Factor.
3. Correct Factor = Antenna factor + Cable loss –Amplifier gain.
4. The average measurement was not performed when the peak measured data under the limit of average detection.
5. The emission levels of other frequencies are very lower than the limit and not show in test report.

Product : Intel® Wireless-AC 9560
Test Item : Harmonic Radiated Emission Data
Test Date : 2018/12/25
Test Mode : Mode 1 SISO A: Transmit (802.11ac-160BW_65Mbps)(5250MHz)

Vertical

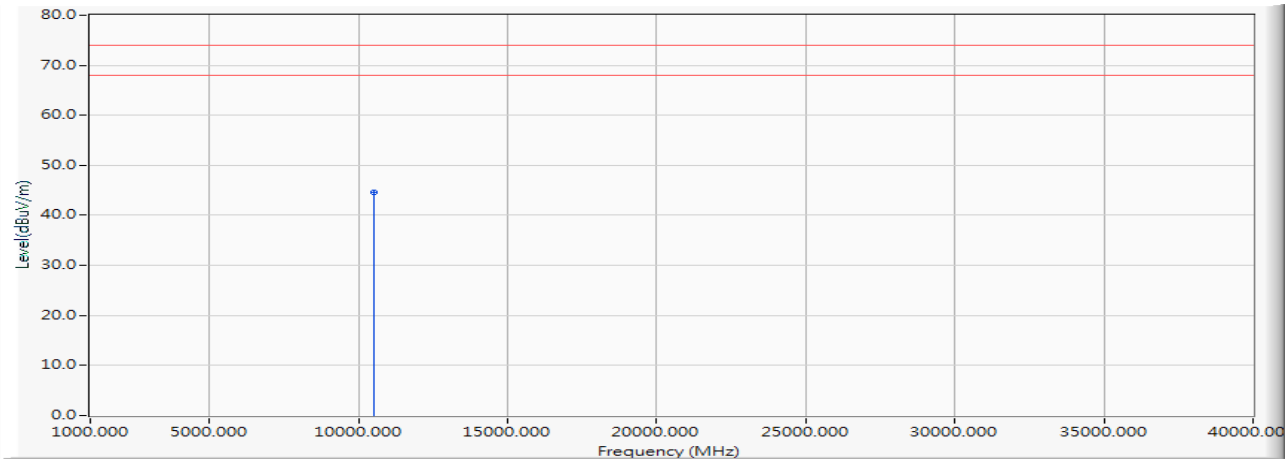

		Frequency (MHz)	Correct Factor (dB)	Reading Level (dBµV)	Measure Level (dBµV/m)	Margin (dB)	Limit (dBµV/m)	Detector Type
1	*	10500.000	0.279	44.320	44.599	-29.401	74.000	PEAK

Note:

1. All Readings below 1GHz are Quasi-Peak, above 1GHz are performed with peak and/or average measurements as necessary.
2. Measurement Level = Reading Level + Correct Factor.
3. Correct Factor = Antenna factor + Cable loss –Amplifier gain.
4. The average measurement was not performed when the peak measured data under the limit of average detection.
5. The emission levels of other frequencies are very lower than the limit and not show in test report.

Product : Intel® Wireless-AC 9560
Test Item : Harmonic Radiated Emission Data
Test Date : 2018/12/25
Test Mode : Mode 1 SISO A: Transmit (802.11ac-160BW_65Mbps)(5570MHz)

Horizontal

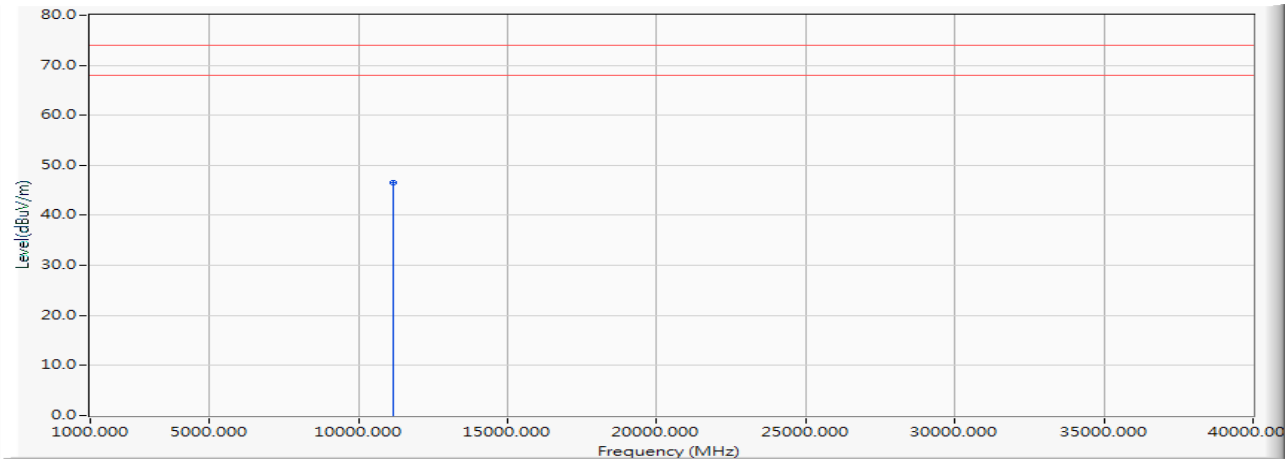

		Frequency (MHz)	Correct Factor (dB)	Reading Level (dBµV)	Measure Level (dBµV/m)	Margin (dB)	Limit (dBµV/m)	Detector Type
1	*	11140.000	1.155	45.310	46.464	-27.536	74.000	PEAK

Note:

1. All Readings below 1GHz are Quasi-Peak, above 1GHz are performed with peak and/or average measurements as necessary.
2. Measurement Level = Reading Level + Correct Factor.
3. Correct Factor = Antenna factor + Cable loss –Amplifier gain.
4. The average measurement was not performed when the peak measured data under the limit of average detection.
5. The emission levels of other frequencies are very lower than the limit and not show in test report.

Product : Intel® Wireless-AC 9560
Test Item : Harmonic Radiated Emission Data
Test Date : 2018/12/25
Test Mode : Mode 1 SISO A: Transmit (802.11ac-160BW_65Mbps)(5570MHz)

Vertical

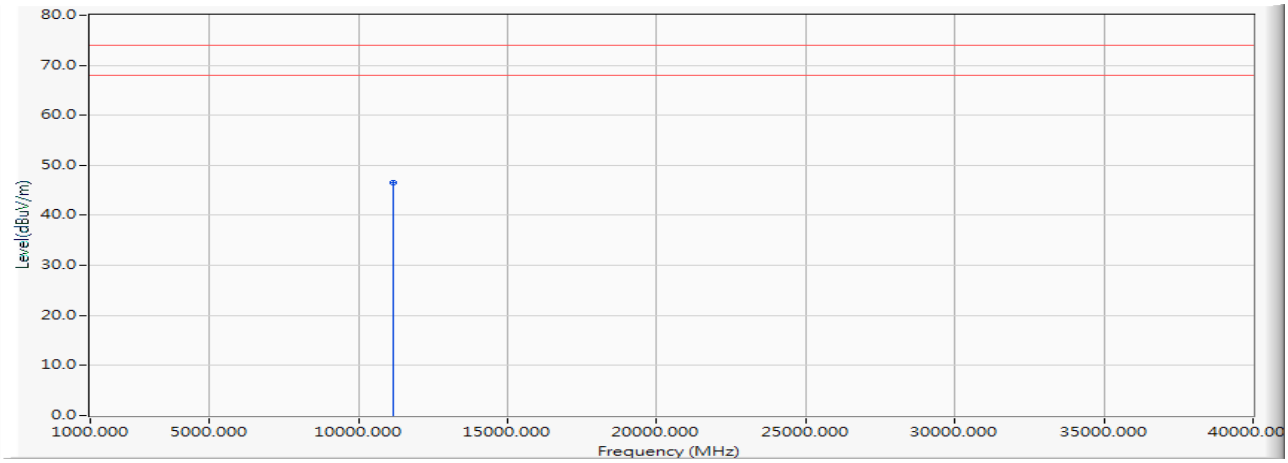

		Frequency (MHz)	Correct Factor (dB)	Reading Level (dBµV)	Measure Level (dBµV/m)	Margin (dB)	Limit (dBµV/m)	Detector Type
1	*	11140.000	1.155	45.460	46.614	-27.386	74.000	PEAK

Note:

1. All Readings below 1GHz are Quasi-Peak, above 1GHz are performed with peak and/or average measurements as necessary.
2. Measurement Level = Reading Level + Correct Factor.
3. Correct Factor = Antenna factor + Cable loss –Amplifier gain.
4. The average measurement was not performed when the peak measured data under the limit of average detection.
5. The emission levels of other frequencies are very lower than the limit and not show in test report.

Product	:	Intel® Wireless-AC 9560
Test Item	:	Harmonic Radiated Emission Data
Test Date	:	2018/12/25
Test Mode	:	Mode 2 SISO B: Transmit (802.11a_6Mbps)(5180MHz)

Horizontal

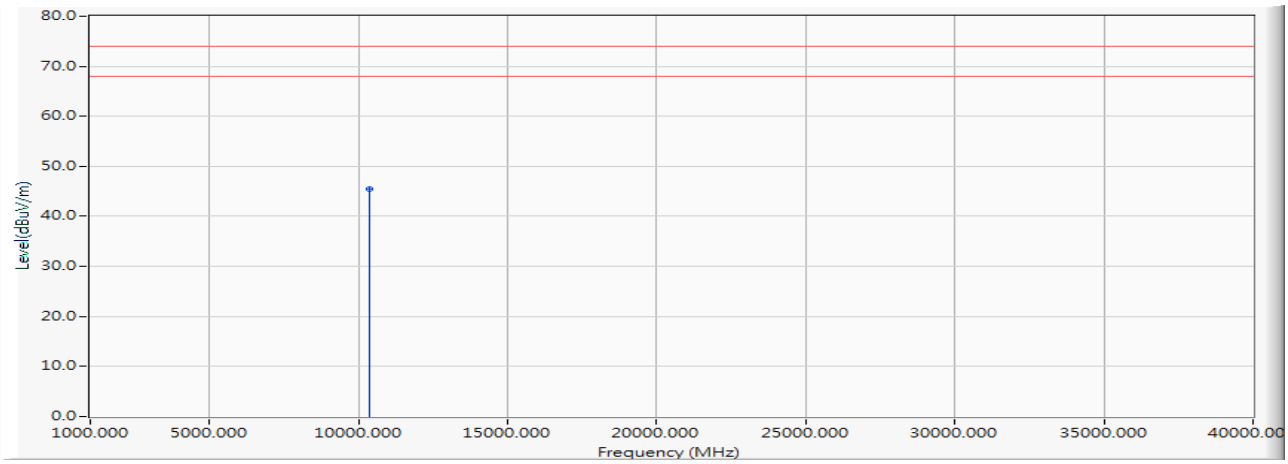

		Frequency (MHz)	Correct Factor (dB)	Reading Level (dBµV)	Measure Level (dBµV/m)	Margin (dB)	Limit (dBµV/m)	Detector Type
1	*	10360.000	0.180	45.320	45.500	-28.500	74.000	PEAK

Note:

1. All Readings below 1GHz are Quasi-Peak, above 1GHz are performed with peak and/or average measurements as necessary.
2. Measurement Level = Reading Level + Correct Factor.
3. Correct Factor = Antenna factor + Cable loss –Amplifier gain.
4. The average measurement was not performed when the peak measured data under the limit of average detection.
5. The emission levels of other frequencies are very lower than the limit and not show in test report.

Product	:	Intel® Wireless-AC 9560
Test Item	:	Harmonic Radiated Emission Data
Test Date	:	2018/12/25
Test Mode	:	Mode 2 SISO B: Transmit (802.11a_6Mbps)(5180MHz)

Vertical

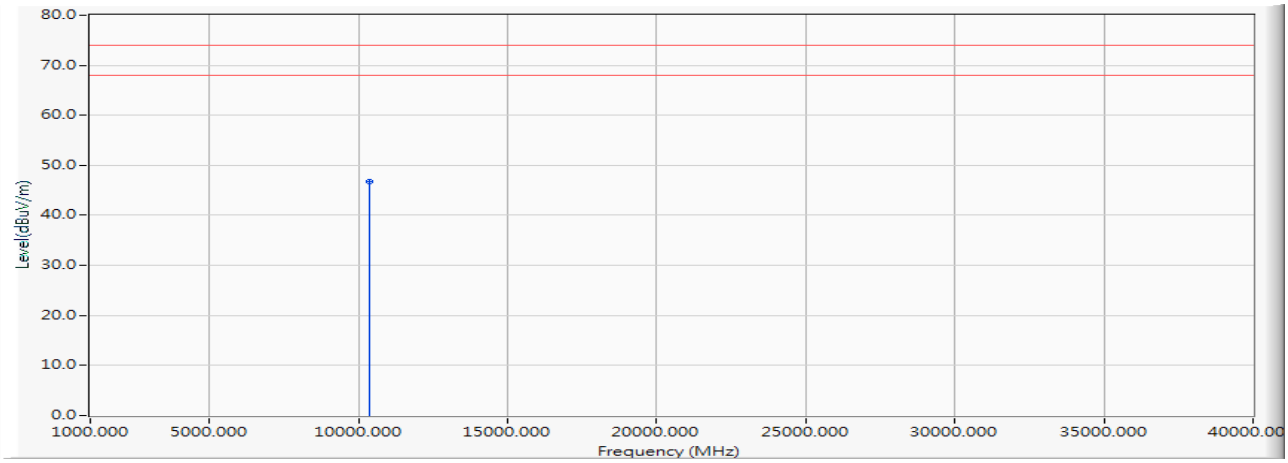

		Frequency (MHz)	Correct Factor (dB)	Reading Level (dBµV)	Measure Level (dBµV/m)	Margin (dB)	Limit (dBµV/m)	Detector Type
1	*	10360.000	0.180	46.590	46.770	-27.230	74.000	PEAK

Note:

1. All Readings below 1GHz are Quasi-Peak, above 1GHz are performed with peak and/or average measurements as necessary.
2. Measurement Level = Reading Level + Correct Factor.
3. Correct Factor = Antenna factor + Cable loss –Amplifier gain.
4. The average measurement was not performed when the peak measured data under the limit of average detection.
5. The emission levels of other frequencies are very lower than the limit and not show in test report.

Product : Intel® Wireless-AC 9560
Test Item : Harmonic Radiated Emission Data
Test Date : 2018/12/25
Test Mode : Mode 2 SISO B: Transmit (802.11a_6Mbps)(5200MHz)

Horizontal

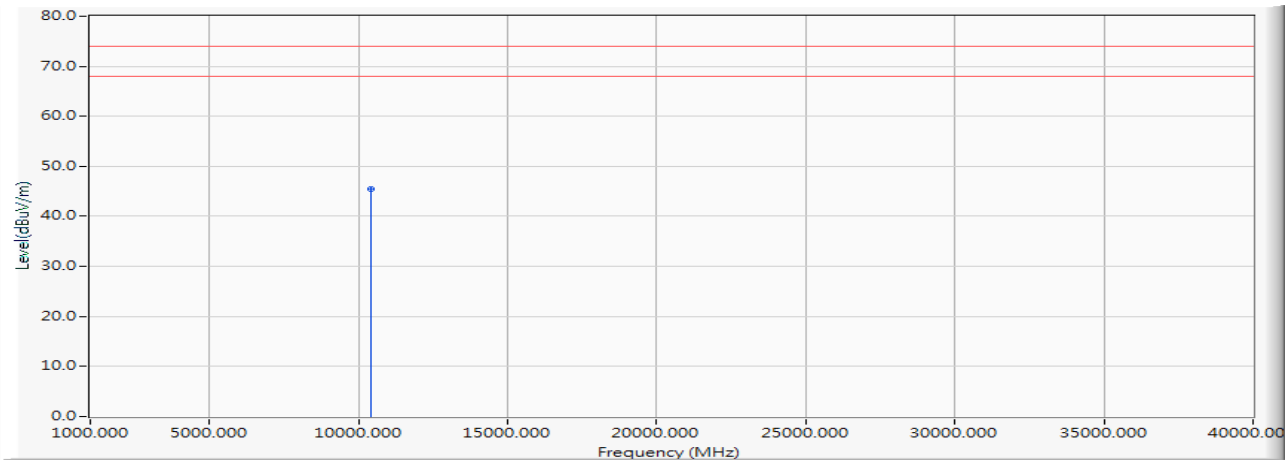

		Frequency (MHz)	Correct Factor (dB)	Reading Level (dBµV)	Measure Level (dBµV/m)	Margin (dB)	Limit (dBµV/m)	Detector Type
1	*	10400.000	0.208	45.340	45.547	-28.453	74.000	PEAK

Note:

1. All Readings below 1GHz are Quasi-Peak, above 1GHz are performed with peak and/or average measurements as necessary.
2. Measurement Level = Reading Level + Correct Factor.
3. Correct Factor = Antenna factor + Cable loss –Amplifier gain.
4. The average measurement was not performed when the peak measured data under the limit of average detection.
5. The emission levels of other frequencies are very lower than the limit and not show in test report.

Product : Intel® Wireless-AC 9560
Test Item : Harmonic Radiated Emission Data
Test Date : 2018/12/25
Test Mode : Mode 2 SISO B: Transmit (802.11a_6Mbps)(5200MHz)

Vertical

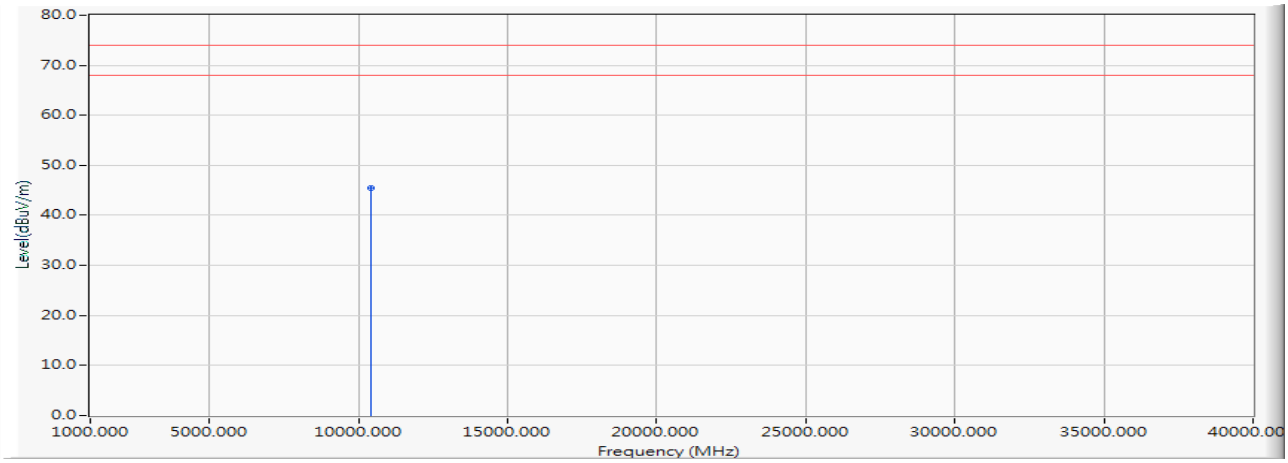

		Frequency (MHz)	Correct Factor (dB)	Reading Level (dBµV)	Measure Level (dBµV/m)	Margin (dB)	Limit (dBµV/m)	Detector Type
1	*	10400.000	0.208	45.350	45.557	-28.443	74.000	PEAK

Note:

1. All Readings below 1GHz are Quasi-Peak, above 1GHz are performed with peak and/or average measurements as necessary.
2. Measurement Level = Reading Level + Correct Factor.
3. Correct Factor = Antenna factor + Cable loss –Amplifier gain.
4. The average measurement was not performed when the peak measured data under the limit of average detection.
5. The emission levels of other frequencies are very lower than the limit and not show in test report.

roduct : Intel® Wireless-AC 9560
Test Item : Harmonic Radiated Emission Data
Test Date : 2018/12/25
Test Mode : Mode 2 SISO B: Transmit (802.11a_6Mbps)(5240MHz))

Horizontal

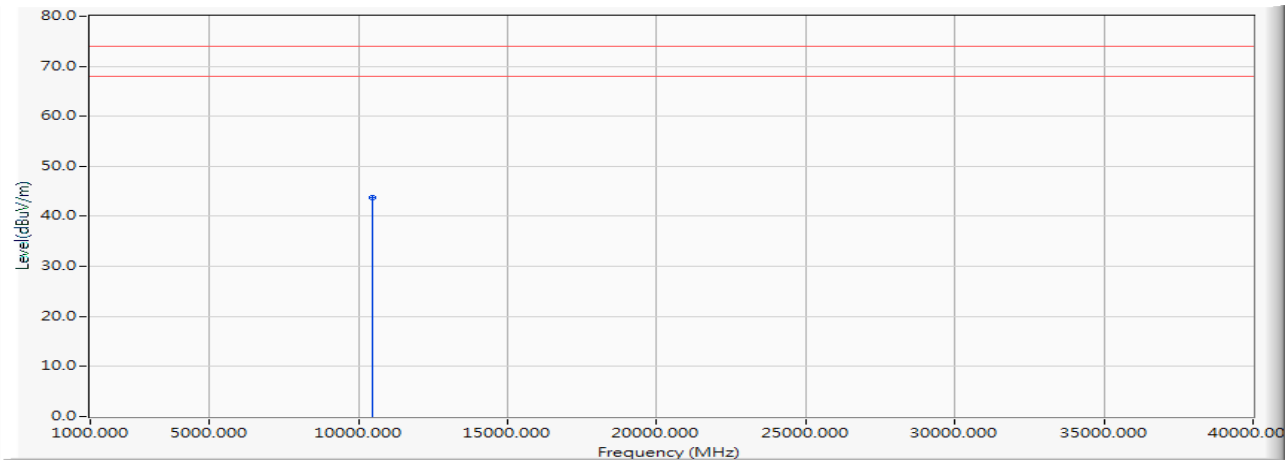

		Frequency (MHz)	Correct Factor (dB)	Reading Level (dBµV)	Measure Level (dBµV/m)	Margin (dB)	Limit (dBµV/m)	Detector Type
1	*	10480.000	0.269	43.470	43.739	-30.261	74.000	PEAK

Note:

1. All Readings below 1GHz are Quasi-Peak, above 1GHz are performed with peak and/or average measurements as necessary.
2. Measurement Level = Reading Level + Correct Factor.
3. Correct Factor = Antenna factor + Cable loss –Amplifier gain.
4. The average measurement was not performed when the peak measured data under the limit of average detection.
5. The emission levels of other frequencies are very lower than the limit and not show in test report.

roduct : Intel® Wireless-AC 9560
Test Item : Harmonic Radiated Emission Data
Test Date : 2018/12/25
Test Mode : Mode 2 SISO B: Transmit (802.11a_6Mbps)(5240MHz))

Vertical

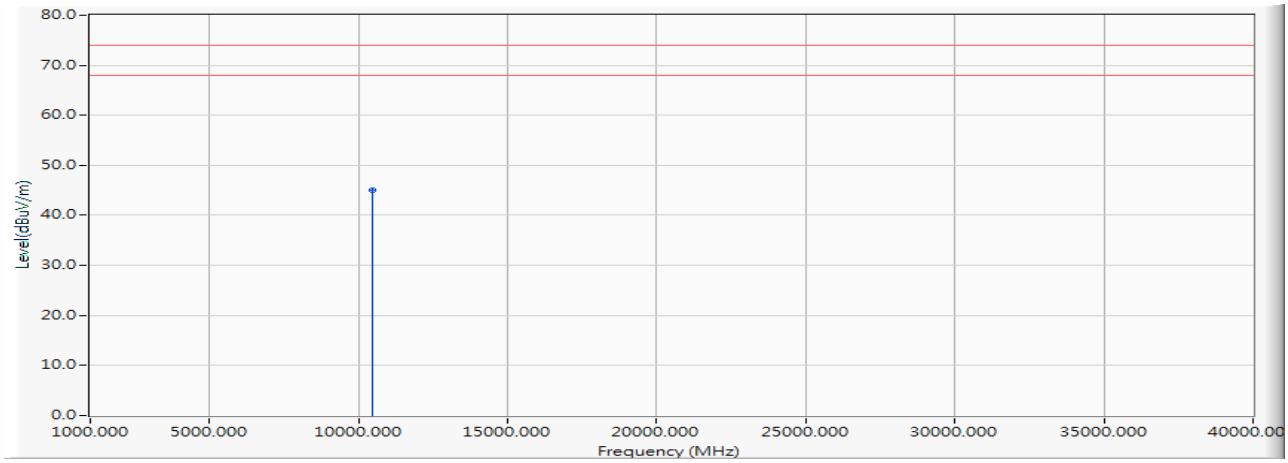

		Frequency (MHz)	Correct Factor (dB)	Reading Level (dBµV)	Measure Level (dBµV/m)	Margin (dB)	Limit (dBµV/m)	Detector Type
1	*	10480.000	0.269	44.750	45.019	-28.981	74.000	PEAK

Note:

1. All Readings below 1GHz are Quasi-Peak, above 1GHz are performed with peak and/or average measurements as necessary.
2. Measurement Level = Reading Level + Correct Factor.
3. Correct Factor = Antenna factor + Cable loss –Amplifier gain.
4. The average measurement was not performed when the peak measured data under the limit of average detection.
5. The emission levels of other frequencies are very lower than the limit and not show in test report.

Product : Intel® Wireless-AC 9560
Test Item : Harmonic Radiated Emission Data
Test Date : 2018/12/25
Test Mode : Mode 2 SISO B: Transmit (802.11a_6Mbps)(5260MHz)

Horizontal

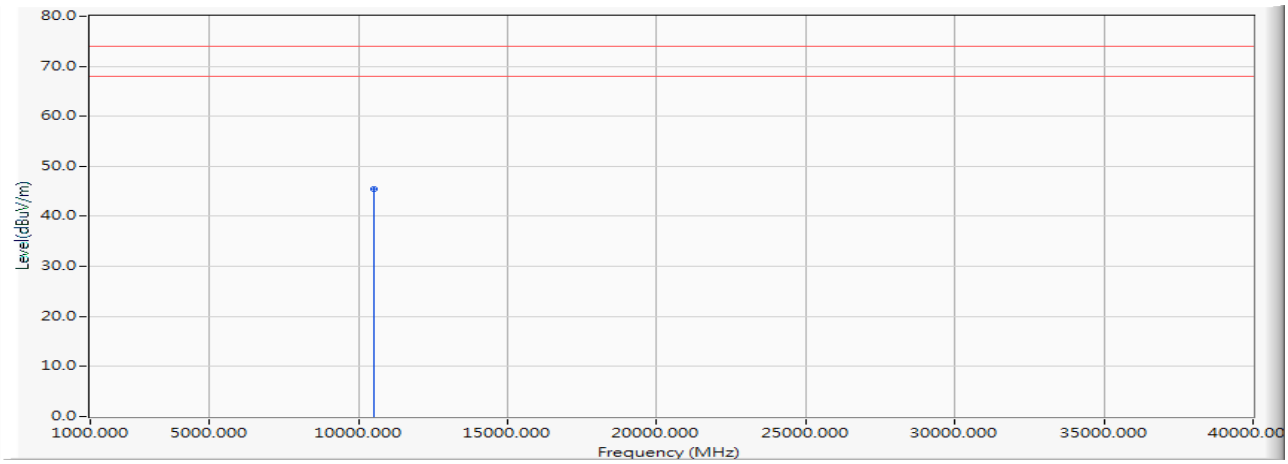

		Frequency (MHz)	Correct Factor (dB)	Reading Level (dBµV)	Measure Level (dBµV/m)	Margin (dB)	Limit (dBµV/m)	Detector Type
1	*	10520.000	0.293	45.080	45.373	-28.627	74.000	PEAK

Note:

1. All Readings below 1GHz are Quasi-Peak, above 1GHz are performed with peak and/or average measurements as necessary.
2. Measurement Level = Reading Level + Correct Factor.
3. Correct Factor = Antenna factor + Cable loss –Amplifier gain.
4. The average measurement was not performed when the peak measured data under the limit of average detection.
5. The emission levels of other frequencies are very lower than the limit and not show in test report.

Product : Intel® Wireless-AC 9560
Test Item : Harmonic Radiated Emission Data
Test Date : 2018/12/25
Test Mode : Mode 2 SISO B: Transmit (802.11a_6Mbps)(5260MHz)

Vertical

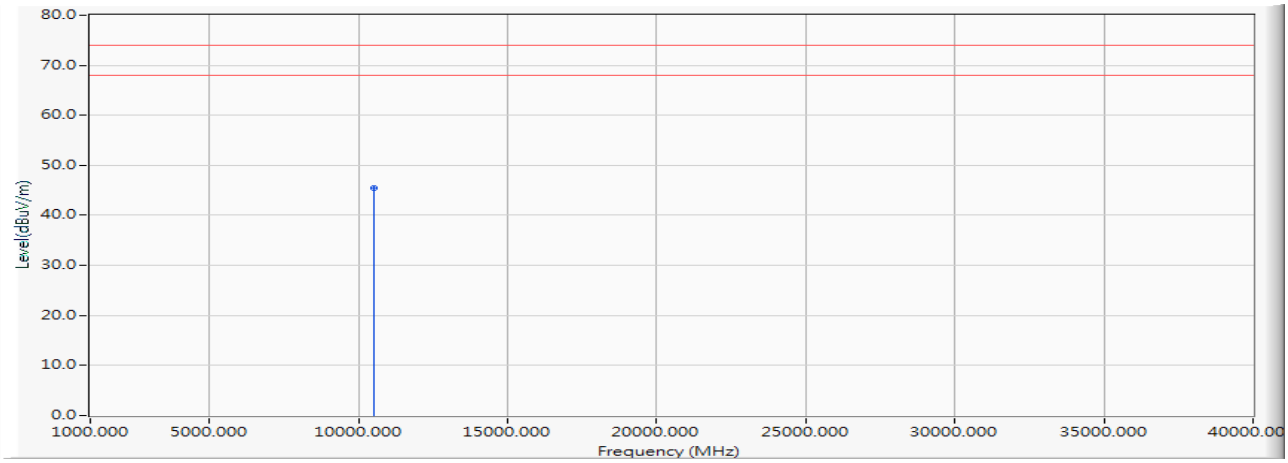

		Frequency (MHz)	Correct Factor (dB)	Reading Level (dBµV)	Measure Level (dBµV/m)	Margin (dB)	Limit (dBµV/m)	Detector Type
1	*	10520.000	0.293	45.110	45.403	-28.597	74.000	PEAK

Note:

1. All Readings below 1GHz are Quasi-Peak, above 1GHz are performed with peak and/or average measurements as necessary.
2. Measurement Level = Reading Level + Correct Factor.
3. Correct Factor = Antenna factor + Cable loss –Amplifier gain.
4. The average measurement was not performed when the peak measured data under the limit of average detection.
5. The emission levels of other frequencies are very lower than the limit and not show in test report.

Product : Intel® Wireless-AC 9560
Test Item : Harmonic Radiated Emission Data
Test Date : 2018/12/25
Test Mode : Mode 2 SISO B: Transmit (802.11a_6Mbps)(5280MHz)

Horizontal

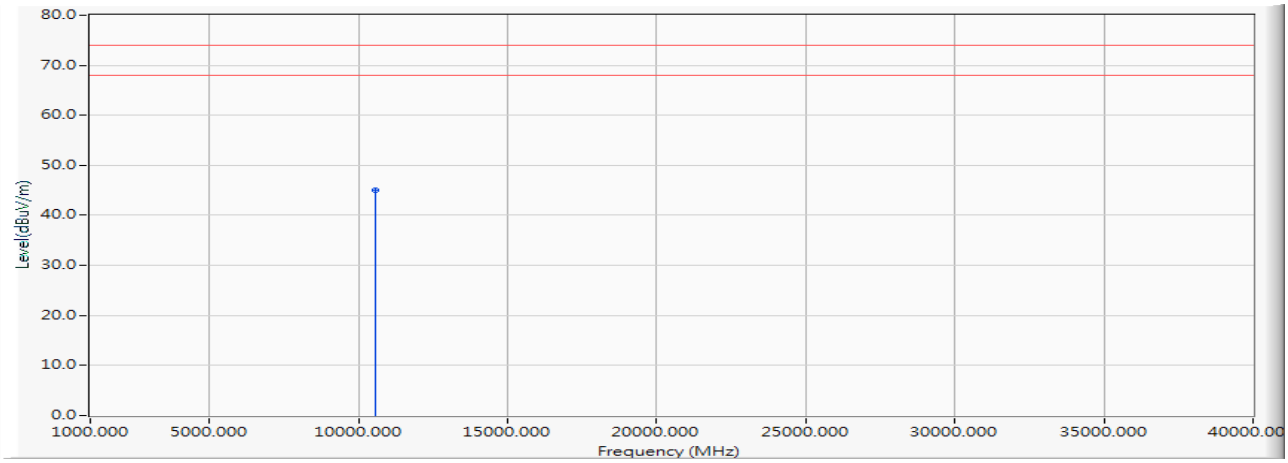

		Frequency (MHz)	Correct Factor (dB)	Reading Level (dBµV)	Measure Level (dBµV/m)	Margin (dB)	Limit (dBµV/m)	Detector Type
1	*	10560.000	0.359	44.600	44.959	-29.041	74.000	PEAK

Note:

1. All Readings below 1GHz are Quasi-Peak, above 1GHz are performed with peak and/or average measurements as necessary.
2. Measurement Level = Reading Level + Correct Factor.
3. Correct Factor = Antenna factor + Cable loss –Amplifier gain.
4. The average measurement was not performed when the peak measured data under the limit of average detection.
5. The emission levels of other frequencies are very lower than the limit and not show in test report.

Product : Intel® Wireless-AC 9560
Test Item : Harmonic Radiated Emission Data
Test Date : 2018/12/25
Test Mode : Mode 2 SISO B: Transmit (802.11a_6Mbps)(5280MHz)

Vertical

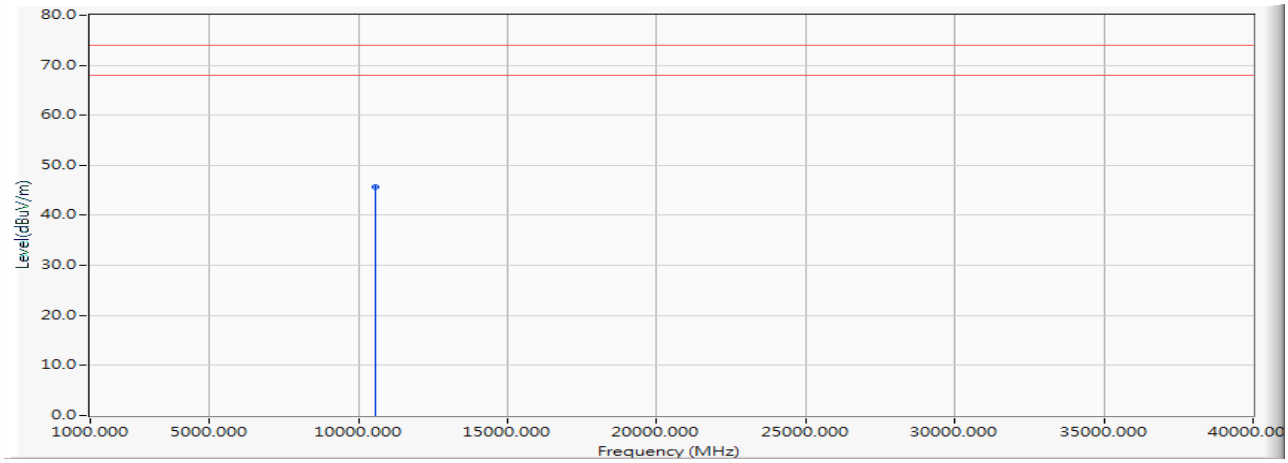

		Frequency (MHz)	Correct Factor (dB)	Reading Level (dBµV)	Measure Level (dBµV/m)	Margin (dB)	Limit (dBµV/m)	Detector Type
1	*	10560.000	0.359	45.240	45.599	-28.401	74.000	PEAK

Note:

1. All Readings below 1GHz are Quasi-Peak, above 1GHz are performed with peak and/or average measurements as necessary.
2. Measurement Level = Reading Level + Correct Factor.
3. Correct Factor = Antenna factor + Cable loss –Amplifier gain.
4. The average measurement was not performed when the peak measured data under the limit of average detection.
5. The emission levels of other frequencies are very lower than the limit and not show in test report.

Product : Intel® Wireless-AC 9560
Test Item : Harmonic Radiated Emission Data
Test Date : 2018/12/25
Test Mode : Mode 2 SISO B: Transmit (802.11a_6Mbps)(5320MHz)

Horizontal

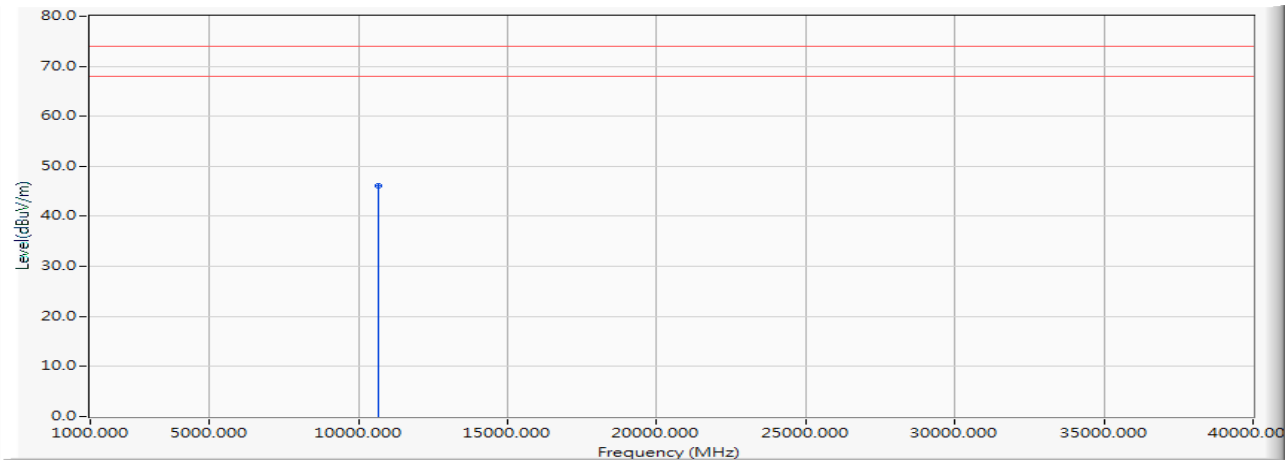

		Frequency (MHz)	Correct Factor (dB)	Reading Level (dBµV)	Measure Level (dBµV/m)	Margin (dB)	Limit (dBµV/m)	Detector Type
1	*	10640.000	0.598	45.460	46.058	-27.942	74.000	PEAK

Note:

1. All Readings below 1GHz are Quasi-Peak, above 1GHz are performed with peak and/or average measurements as necessary.
2. Measurement Level = Reading Level + Correct Factor.
3. Correct Factor = Antenna factor + Cable loss –Amplifier gain.
4. The average measurement was not performed when the peak measured data under the limit of average detection.
5. The emission levels of other frequencies are very lower than the limit and not show in test report.

Product : Intel® Wireless-AC 9560
Test Item : Harmonic Radiated Emission Data
Test Date : 2018/12/25
Test Mode : Mode 2 SISO B: Transmit (802.11a_6Mbps)(5320MHz)

Vertical

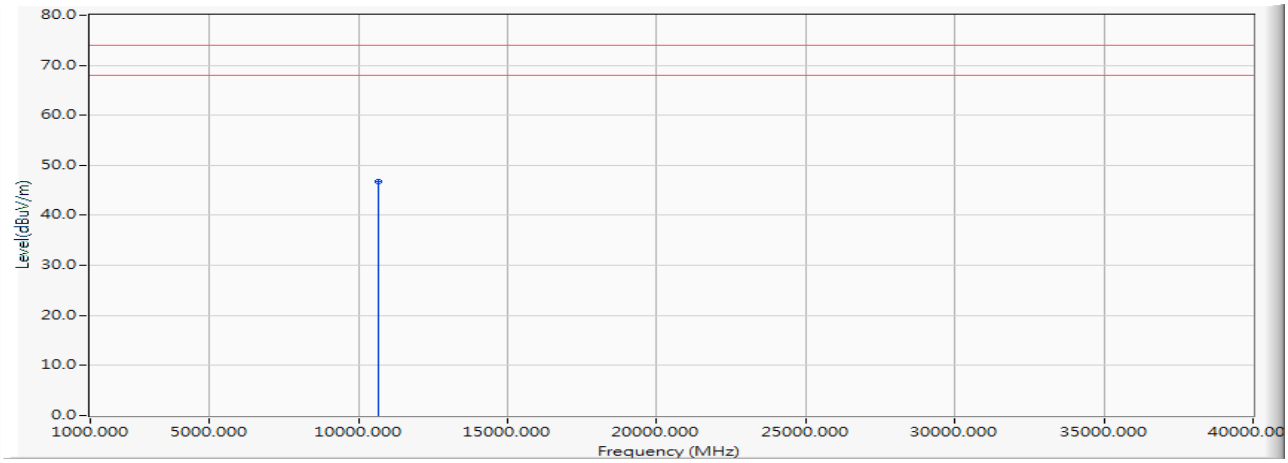

		Frequency (MHz)	Correct Factor (dB)	Reading Level (dBµV)	Measure Level (dBµV/m)	Margin (dB)	Limit (dBµV/m)	Detector Type
1	*	10640.000	0.598	46.190	46.788	-27.212	74.000	PEAK

Note:

1. All Readings below 1GHz are Quasi-Peak, above 1GHz are performed with peak and/or average measurements as necessary.
2. Measurement Level = Reading Level + Correct Factor.
3. Correct Factor = Antenna factor + Cable loss –Amplifier gain.
4. The average measurement was not performed when the peak measured data under the limit of average detection.
5. The emission levels of other frequencies are very lower than the limit and not show in test report.

Product : Intel® Wireless-AC 9560
Test Item : Harmonic Radiated Emission Data
Test Date : 2018/12/25
Test Mode : Mode 2 SISO B: Transmit (802.11a_6Mbps)(5500MHz)

Horizontal

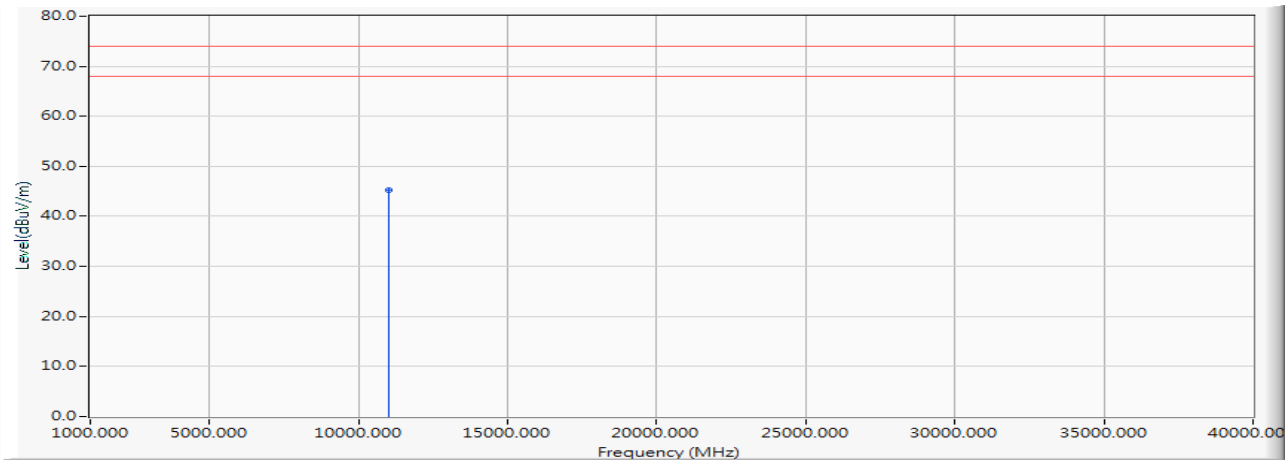

		Frequency (MHz)	Correct Factor (dB)	Reading Level (dBµV)	Measure Level (dBµV/m)	Margin (dB)	Limit (dBµV/m)	Detector Type
1	*	11000.000	1.166	44.010	45.176	-28.824	74.000	PEAK

Note:

1. All Readings below 1GHz are Quasi-Peak, above 1GHz are performed with peak and/or average measurements as necessary.
2. Measurement Level = Reading Level + Correct Factor.
3. Correct Factor = Antenna factor + Cable loss –Amplifier gain.
4. The average measurement was not performed when the peak measured data under the limit of average detection.
5. The emission levels of other frequencies are very lower than the limit and not show in test report.

Product : Intel® Wireless-AC 9560
Test Item : Harmonic Radiated Emission Data
Test Date : 2018/12/25
Test Mode : Mode 2 SISO B: Transmit (802.11a_6Mbps)(5500MHz)

Vertical

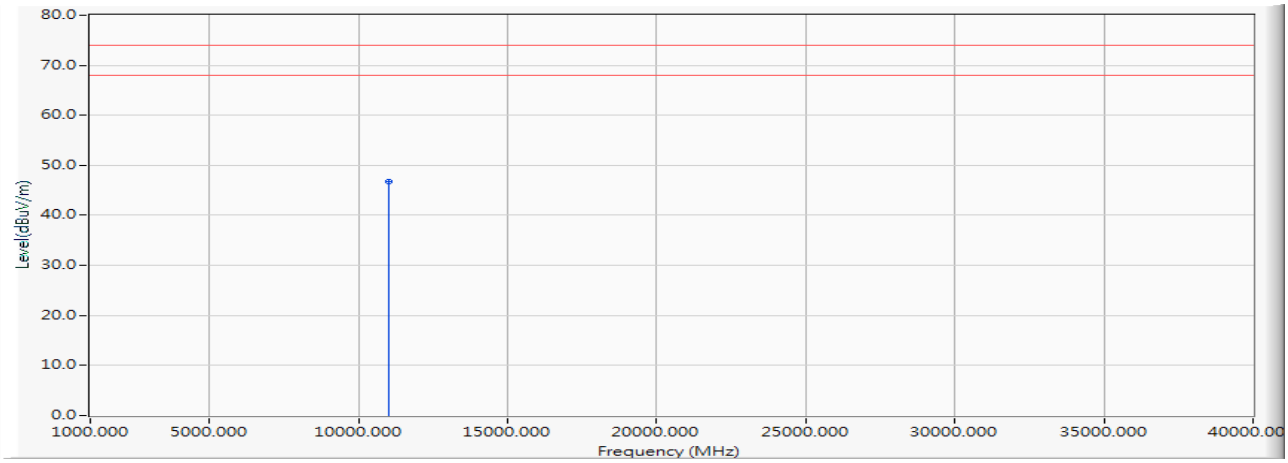

		Frequency (MHz)	Correct Factor (dB)	Reading Level (dBµV)	Measure Level (dBµV/m)	Margin (dB)	Limit (dBµV/m)	Detector Type
1	*	11000.000	1.166	45.590	46.756	-27.244	74.000	PEAK

Note:

1. All Readings below 1GHz are Quasi-Peak, above 1GHz are performed with peak and/or average measurements as necessary.
2. Measurement Level = Reading Level + Correct Factor.
3. Correct Factor = Antenna factor + Cable loss –Amplifier gain.
4. The average measurement was not performed when the peak measured data under the limit of average detection.
5. The emission levels of other frequencies are very lower than the limit and not show in test report.

Product : Intel® Wireless-AC 9560
Test Item : Harmonic Radiated Emission Data
Test Date : 2018/12/25
Test Mode : Mode 2 SISO B: Transmit (802.11a_6Mbps)(5600MHz)

Horizontal

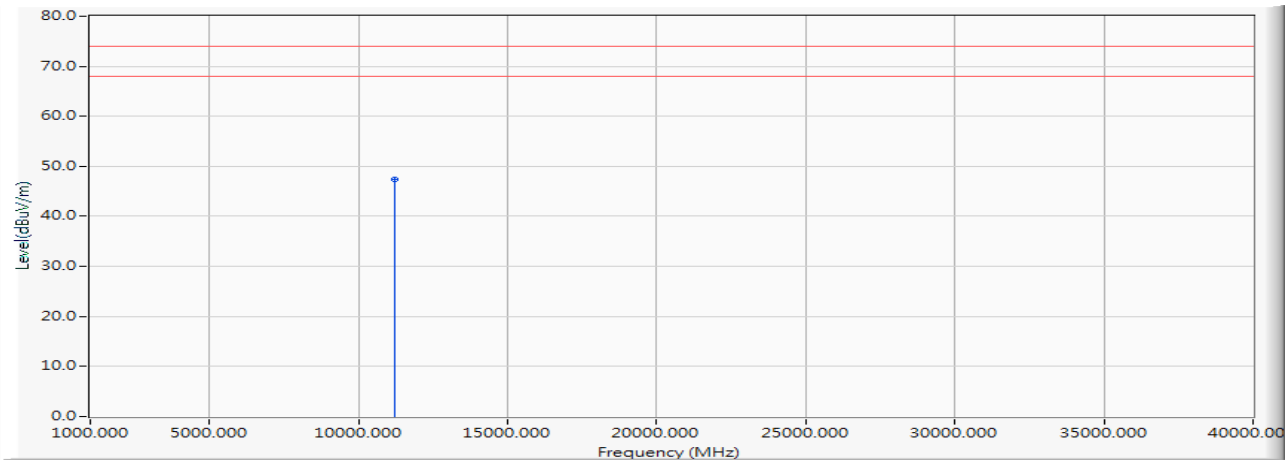

		Frequency (MHz)	Correct Factor (dB)	Reading Level (dBµV)	Measure Level (dBµV/m)	Margin (dB)	Limit (dBµV/m)	Detector Type
1	*	11200.000	1.251	46.050	47.301	-26.699	74.000	PEAK

Note:

1. All Readings below 1GHz are Quasi-Peak, above 1GHz are performed with peak and/or average measurements as necessary.
2. Measurement Level = Reading Level + Correct Factor.
3. Correct Factor = Antenna factor + Cable loss –Amplifier gain.
4. The average measurement was not performed when the peak measured data under the limit of average detection.
5. The emission levels of other frequencies are very lower than the limit and not show in test report.

Product	:	Intel® Wireless-AC 9560
Test Item	:	Harmonic Radiated Emission Data
Test Date	:	2018/12/25
Test Mode	:	Mode 2 SISO B: Transmit (802.11a_6Mbps)(5600MHz)

Vertical

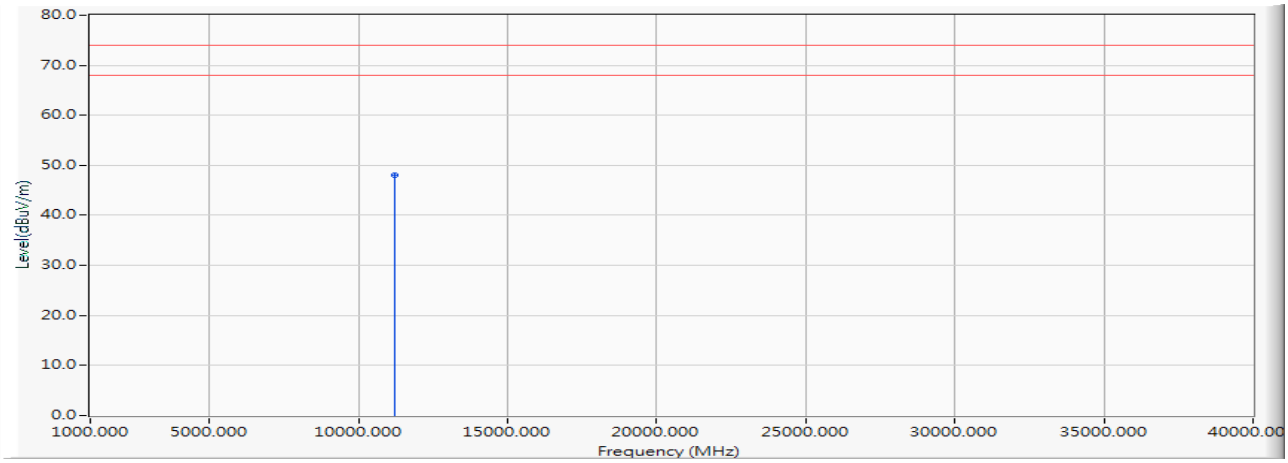

		Frequency (MHz)	Correct Factor (dB)	Reading Level (dBµV)	Measure Level (dBµV/m)	Margin (dB)	Limit (dBµV/m)	Detector Type
1	*	11200.000	1.251	46.850	48.101	-25.899	74.000	PEAK

Note:

1. All Readings below 1GHz are Quasi-Peak, above 1GHz are performed with peak and/or average measurements as necessary.
2. Measurement Level = Reading Level + Correct Factor.
3. Correct Factor = Antenna factor + Cable loss –Amplifier gain.
4. The average measurement was not performed when the peak measured data under the limit of average detection.
5. The emission levels of other frequencies are very lower than the limit and not show in test report.

Product : Intel® Wireless-AC 9560
Test Item : Harmonic Radiated Emission Data
Test Date : 2018/12/25
Test Mode : Mode 2 SISO B: Transmit (802.11a_6Mbps)(5700MHz)

Horizontal

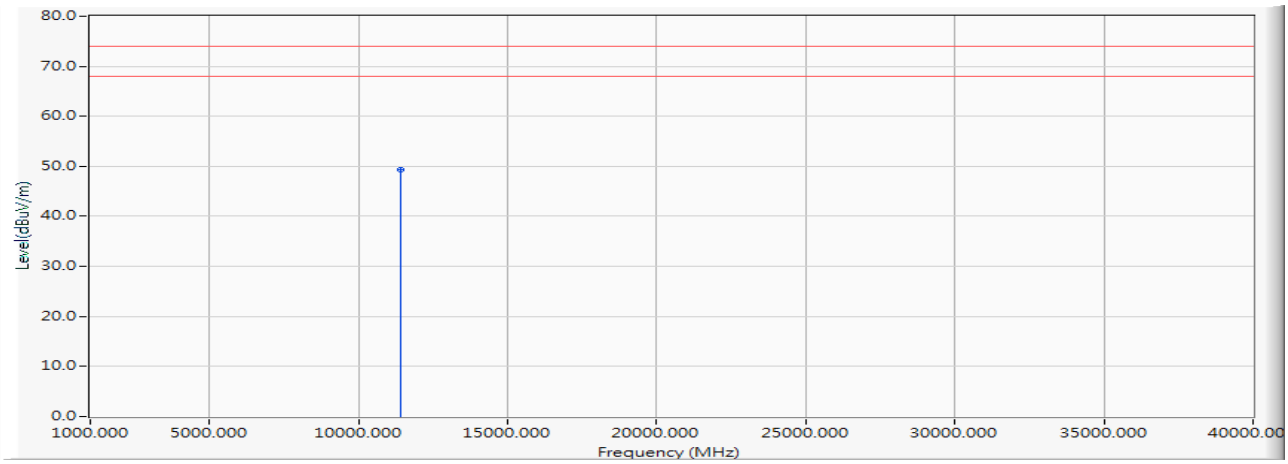

		Frequency (MHz)	Correct Factor (dB)	Reading Level (dBµV)	Measure Level (dBµV/m)	Margin (dB)	Limit (dBµV/m)	Detector Type
1	*	11400.000	1.624	47.800	49.424	-24.576	74.000	PEAK

Note:

1. All Readings below 1GHz are Quasi-Peak, above 1GHz are performed with peak and/or average measurements as necessary.
2. Measurement Level = Reading Level + Correct Factor.
3. Correct Factor = Antenna factor + Cable loss –Amplifier gain.
4. The average measurement was not performed when the peak measured data under the limit of average detection.
5. The emission levels of other frequencies are very lower than the limit and not show in test report.

Product	:	Intel® Wireless-AC 9560
Test Item	:	Harmonic Radiated Emission Data
Test Date	:	2018/12/25
Test Mode	:	Mode 2 SISO B: Transmit (802.11a_6Mbps)(5700MHz)

Vertical

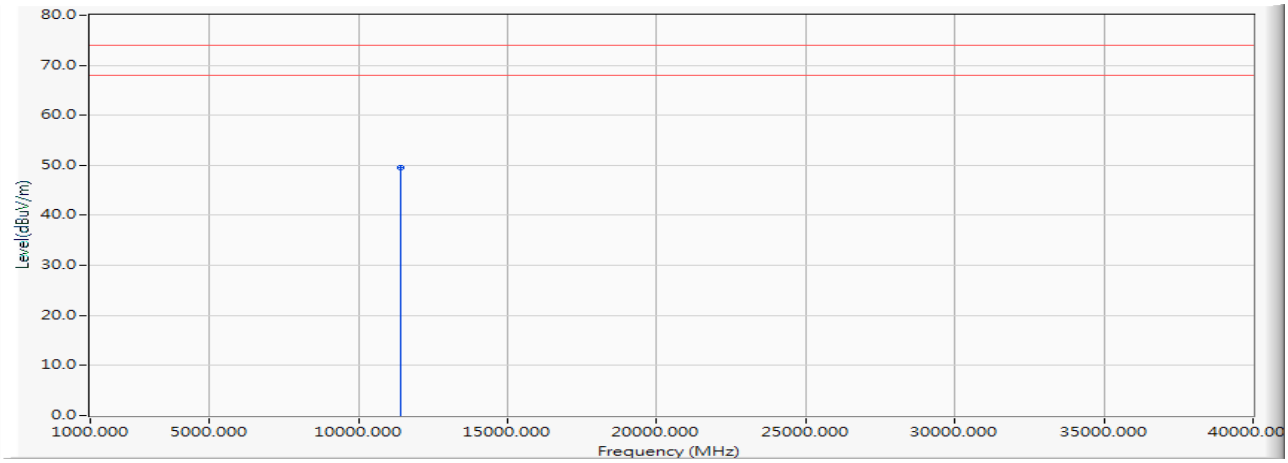

		Frequency (MHz)	Correct Factor (dB)	Reading Level (dBµV)	Measure Level (dBµV/m)	Margin (dB)	Limit (dBµV/m)	Detector Type
1	*	11400.000	1.624	47.890	49.514	-24.486	74.000	PEAK

Note:

1. All Readings below 1GHz are Quasi-Peak, above 1GHz are performed with peak and/or average measurements as necessary.
2. Measurement Level = Reading Level + Correct Factor.
3. Correct Factor = Antenna factor + Cable loss –Amplifier gain.
4. The average measurement was not performed when the peak measured data under the limit of average detection.
5. The emission levels of other frequencies are very lower than the limit and not show in test report.

Product : Intel® Wireless-AC 9560
Test Item : Harmonic Radiated Emission Data
Test Date : 2018/12/25
Test Mode : Mode 2 SISO B: Transmit (802.11a_6Mbps)(5745MHz)

Horizontal

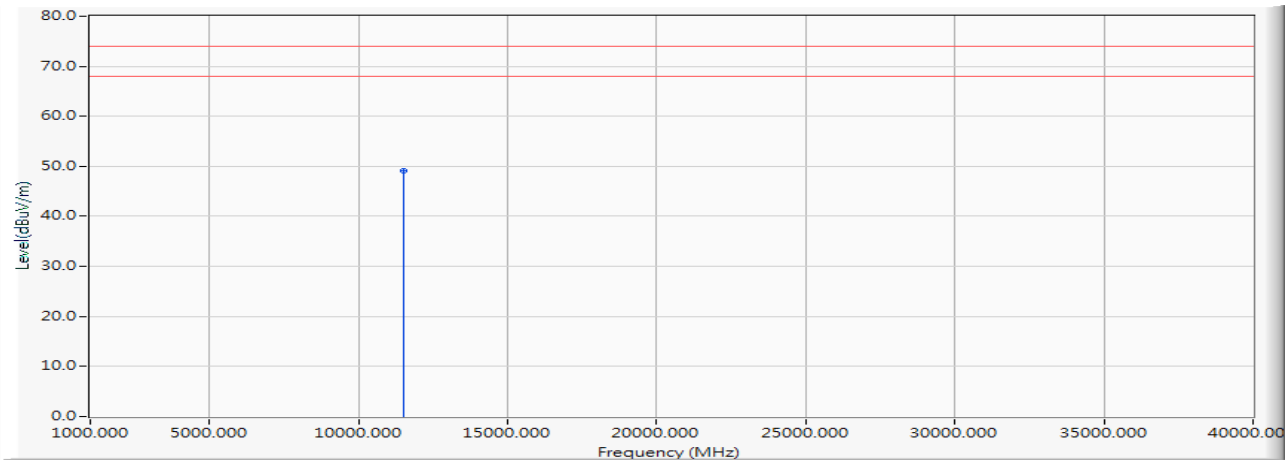

		Frequency (MHz)	Correct Factor (dB)	Reading Level (dBµV)	Measure Level (dBµV/m)	Margin (dB)	Limit (dBµV/m)	Detector Type
1	*	11490.000	1.894	47.270	49.164	-24.836	74.000	PEAK

Note:

1. All Readings below 1GHz are Quasi-Peak, above 1GHz are performed with peak and/or average measurements as necessary.
2. Measurement Level = Reading Level + Correct Factor.
3. Correct Factor = Antenna factor + Cable loss –Amplifier gain.
4. The average measurement was not performed when the peak measured data under the limit of average detection.
5. The emission levels of other frequencies are very lower than the limit and not show in test report.

Product : Intel® Wireless-AC 9560
Test Item : Harmonic Radiated Emission Data
Test Date : 2018/12/25
Test Mode : Mode 2 SISO B: Transmit (802.11a_6Mbps)(5745MHz)

Vertical

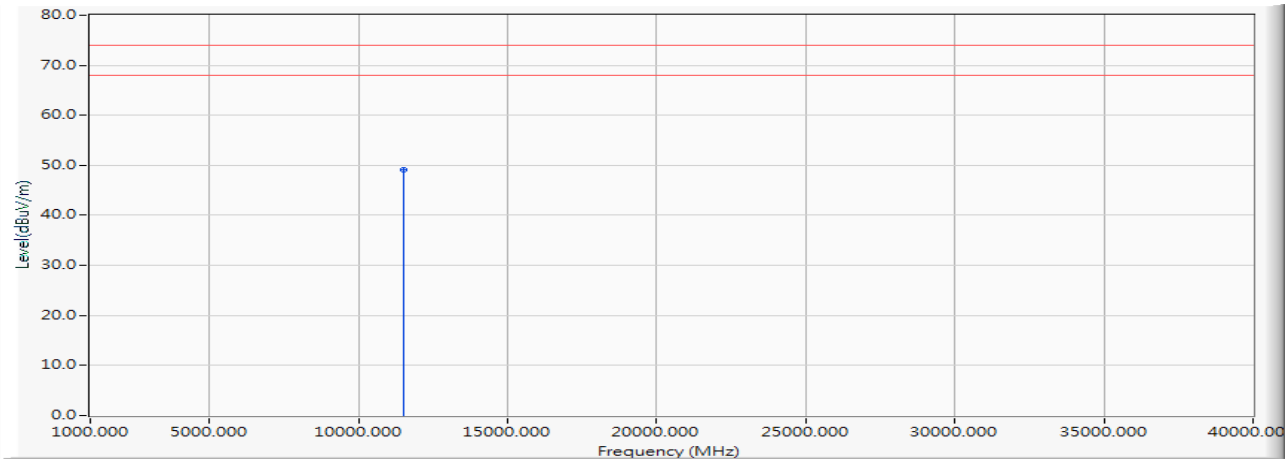

		Frequency (MHz)	Correct Factor (dB)	Reading Level (dBµV)	Measure Level (dBµV/m)	Margin (dB)	Limit (dBµV/m)	Detector Type
1	*	11490.000	1.894	47.270	49.164	-24.836	74.000	PEAK

Note:

1. All Readings below 1GHz are Quasi-Peak, above 1GHz are performed with peak and/or average measurements as necessary.
2. Measurement Level = Reading Level + Correct Factor.
3. Correct Factor = Antenna factor + Cable loss –Amplifier gain.
4. The average measurement was not performed when the peak measured data under the limit of average detection.
5. The emission levels of other frequencies are very lower than the limit and not show in test report.

Product : Intel® Wireless-AC 9560
Test Item : Harmonic Radiated Emission Data
Test Date : 2018/12/25
Test Mode : Mode 2 SISO B: Transmit (802.11a_6Mbps)(5785MHz)

Horizontal

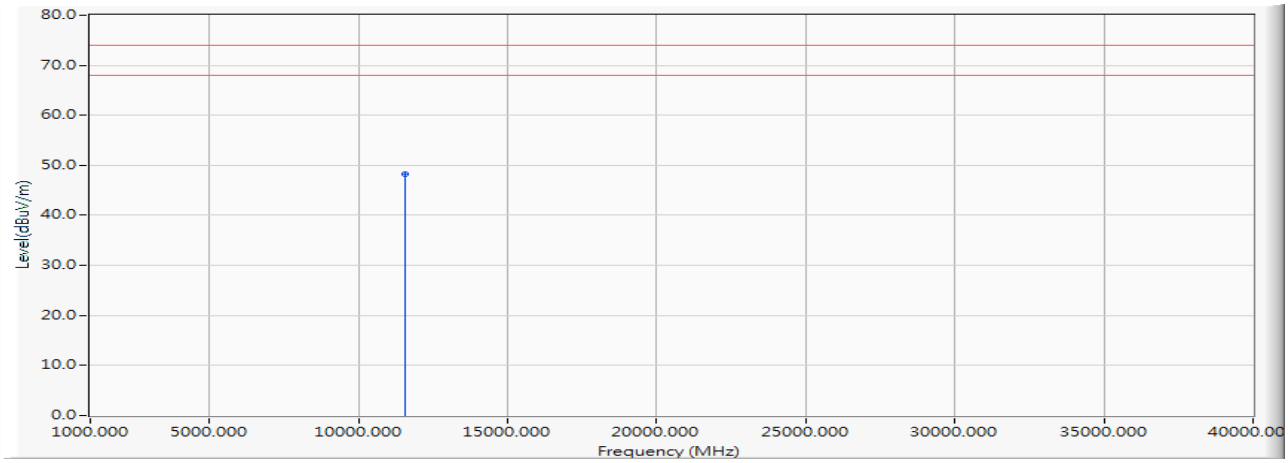

		Frequency (MHz)	Correct Factor (dB)	Reading Level (dBµV)	Measure Level (dBµV/m)	Margin (dB)	Limit (dBµV/m)	Detector Type
1	*	11570.000	1.993	46.250	48.243	-25.757	74.000	PEAK

Note:

1. All Readings below 1GHz are Quasi-Peak, above 1GHz are performed with peak and/or average measurements as necessary.
2. Measurement Level = Reading Level + Correct Factor.
3. Correct Factor = Antenna factor + Cable loss –Amplifier gain.
4. The average measurement was not performed when the peak measured data under the limit of average detection.
5. The emission levels of other frequencies are very lower than the limit and not show in test report.

Product : Intel® Wireless-AC 9560
Test Item : Harmonic Radiated Emission Data
Test Date : 2018/12/25
Test Mode : Mode 2 SISO B: Transmit (802.11a_6Mbps)(5785MHz)

Vertical

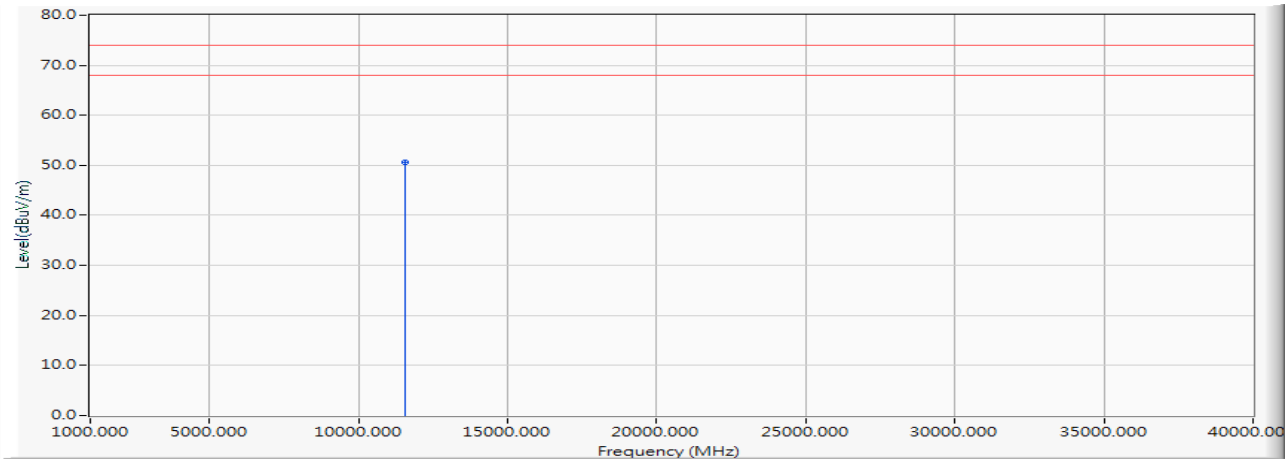

		Frequency (MHz)	Correct Factor (dB)	Reading Level (dBµV)	Measure Level (dBµV/m)	Margin (dB)	Limit (dBµV/m)	Detector Type
1	*	11570.000	1.993	48.550	50.543	-23.457	74.000	PEAK

Note:

1. All Readings below 1GHz are Quasi-Peak, above 1GHz are performed with peak and/or average measurements as necessary.
2. Measurement Level = Reading Level + Correct Factor.
3. Correct Factor = Antenna factor + Cable loss –Amplifier gain.
4. The average measurement was not performed when the peak measured data under the limit of average detection.
5. The emission levels of other frequencies are very lower than the limit and not show in test report.

Product	:	Intel® Wireless-AC 9560
Test Item	:	Harmonic Radiated Emission Data
Test Date	:	2018/12/25
Test Mode	:	Mode 2 SISO B: Transmit (802.11a_6Mbps) (5825MHz)

Horizontal

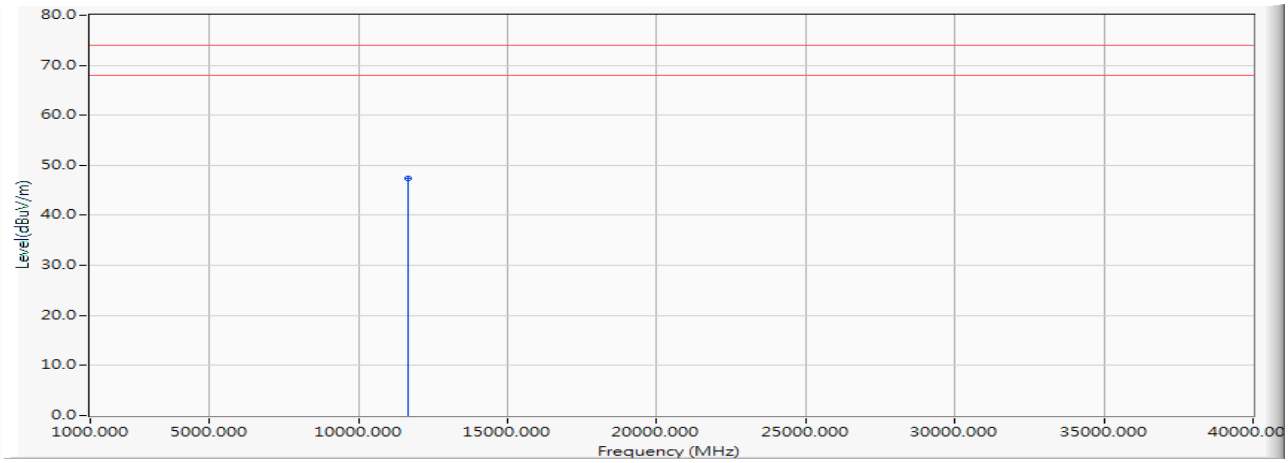

		Frequency (MHz)	Correct Factor (dB)	Reading Level (dBµV)	Measure Level (dBµV/m)	Margin (dB)	Limit (dBµV/m)	Detector Type
1	*	11650.000	2.093	45.390	47.483	-26.517	74.000	PEAK

Note:

1. All Readings below 1GHz are Quasi-Peak, above 1GHz are performed with peak and/or average measurements as necessary.
2. Measurement Level = Reading Level + Correct Factor.
3. Correct Factor = Antenna factor + Cable loss –Amplifier gain.
4. The average measurement was not performed when the peak measured data under the limit of average detection.
5. The emission levels of other frequencies are very lower than the limit and not show in test report.

Product	:	Intel® Wireless-AC 9560
Test Item	:	Harmonic Radiated Emission Data
Test Date	:	2018/12/25
Test Mode	:	Mode 2 SISO B: Transmit (802.11a_6Mbps) (5825MHz)

Vertical

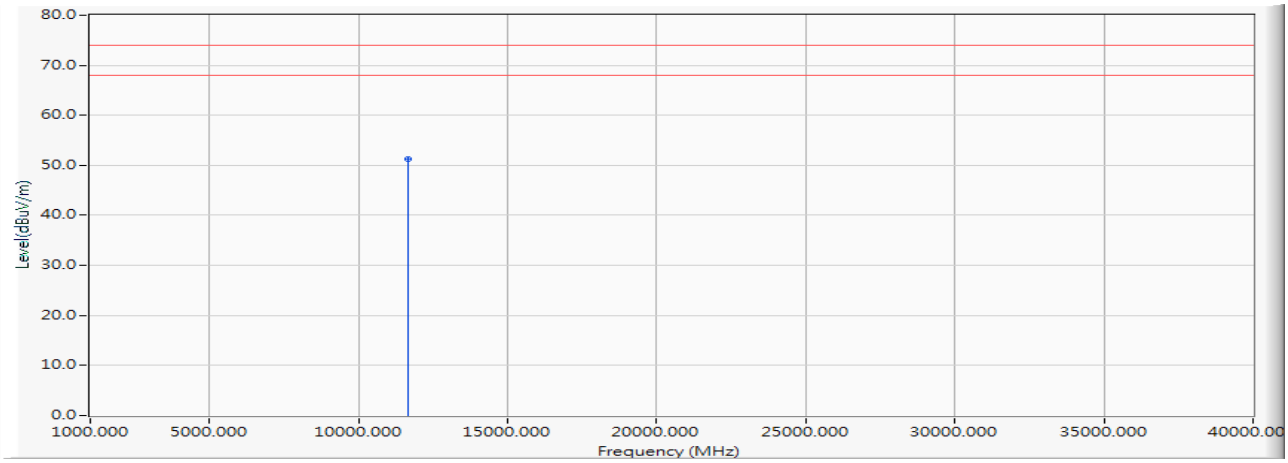

		Frequency (MHz)	Correct Factor (dB)	Reading Level (dBµV)	Measure Level (dBµV/m)	Margin (dB)	Limit (dBµV/m)	Detector Type
1	*	11650.000	2.093	49.250	51.343	-22.657	74.000	PEAK

Note:

1. All Readings below 1GHz are Quasi-Peak, above 1GHz are performed with peak and/or average measurements as necessary.
2. Measurement Level = Reading Level + Correct Factor.
3. Correct Factor = Antenna factor + Cable loss –Amplifier gain.
4. The average measurement was not performed when the peak measured data under the limit of average detection.
5. The emission levels of other frequencies are very lower than the limit and not show in test report.

Product : Intel® Wireless-AC 9560
Test Item : Harmonic Radiated Emission Data
Test Date : 2018/12/25
Test Mode : Mode 2 SISO B: Transmit (802.11n-20BW_7.2Mbps)(5180MHz)

Horizontal

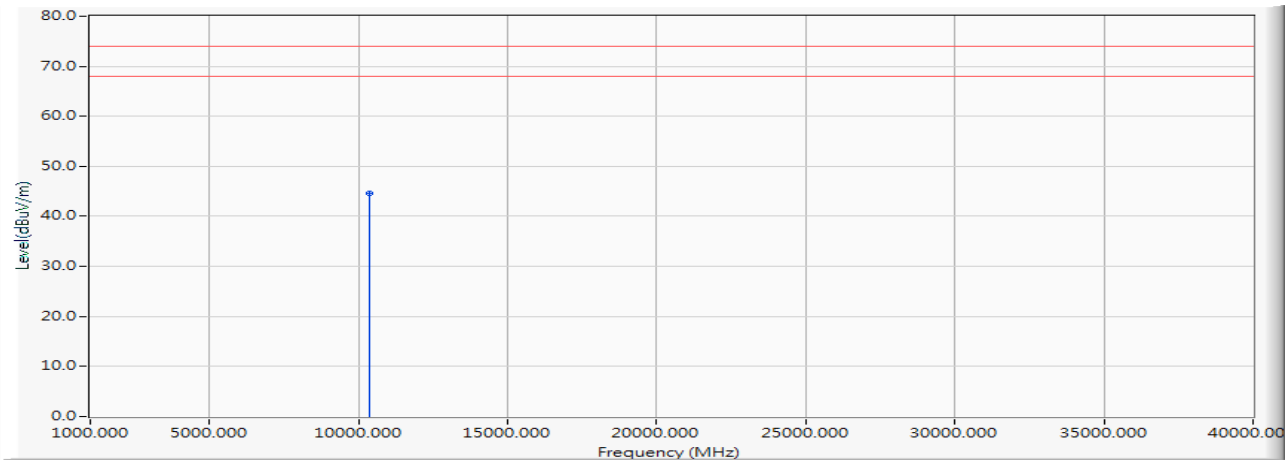

		Frequency (MHz)	Correct Factor (dB)	Reading Level (dBµV)	Measure Level (dBµV/m)	Margin (dB)	Limit (dBµV/m)	Detector Type
1	*	10360.000	0.180	44.510	44.690	-29.310	74.000	PEAK

Note:

1. All Readings below 1GHz are Quasi-Peak, above 1GHz are performed with peak and/or average measurements as necessary.
2. Measurement Level = Reading Level + Correct Factor.
3. Correct Factor = Antenna factor + Cable loss –Amplifier gain.
4. The average measurement was not performed when the peak measured data under the limit of average detection.
5. The emission levels of other frequencies are very lower than the limit and not show in test report.

Product : Intel® Wireless-AC 9560
Test Item : Harmonic Radiated Emission Data
Test Date : 2018/12/25
Test Mode : Mode 2 SISO B: Transmit (802.11n-20BW_7.2Mbps)(5180MHz)

Vertical

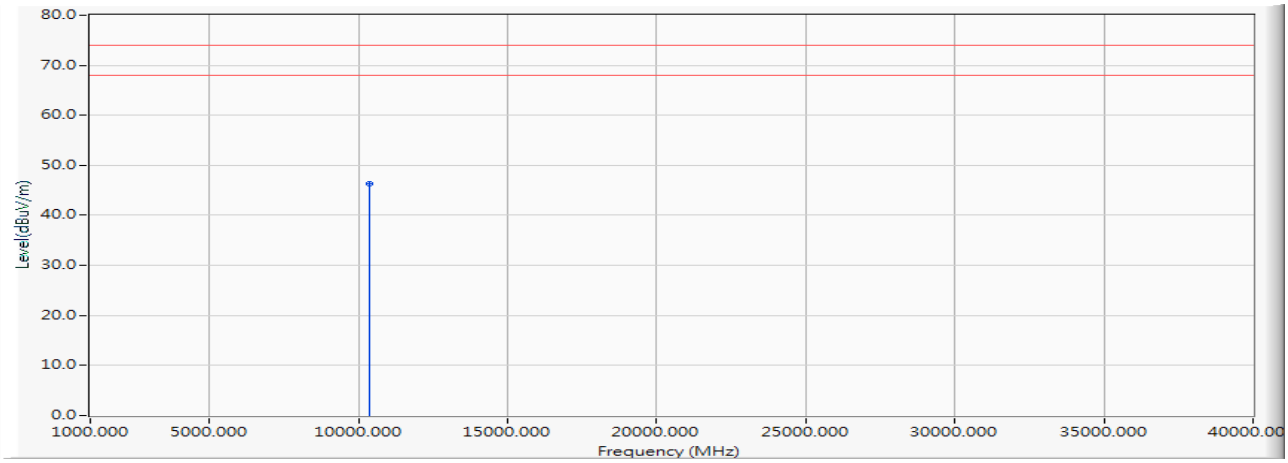

		Frequency (MHz)	Correct Factor (dB)	Reading Level (dBµV)	Measure Level (dBµV/m)	Margin (dB)	Limit (dBµV/m)	Detector Type
1	*	10360.000	0.180	46.250	46.430	-27.570	74.000	PEAK

Note:

1. All Readings below 1GHz are Quasi-Peak, above 1GHz are performed with peak and/or average measurements as necessary.
2. Measurement Level = Reading Level + Correct Factor.
3. Correct Factor = Antenna factor + Cable loss –Amplifier gain.
4. The average measurement was not performed when the peak measured data under the limit of average detection.
5. The emission levels of other frequencies are very lower than the limit and not show in test report.

Product : Intel® Wireless-AC 9560
Test Item : Harmonic Radiated Emission Data
Test Date : 2018/12/25
Test Mode : Mode 2 SISO B: Transmit (802.11n-20BW_7.2Mbps)(5200MHz)

Horizontal

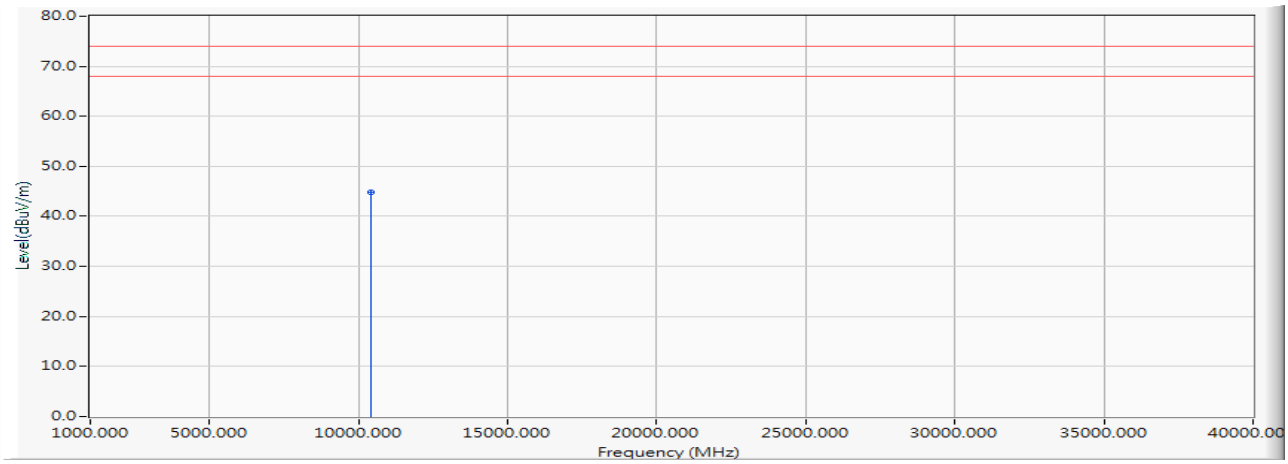

		Frequency (MHz)	Correct Factor (dB)	Reading Level (dBµV)	Measure Level (dBµV/m)	Margin (dB)	Limit (dBµV/m)	Detector Type
1	*	10400.000	0.208	44.690	44.897	-29.103	74.000	PEAK

Note:

1. All Readings below 1GHz are Quasi-Peak, above 1GHz are performed with peak and/or average measurements as necessary.
2. Measurement Level = Reading Level + Correct Factor.
3. Correct Factor = Antenna factor + Cable loss –Amplifier gain.
4. The average measurement was not performed when the peak measured data under the limit of average detection.
5. The emission levels of other frequencies are very lower than the limit and not show in test report.

Product : Intel® Wireless-AC 9560
Test Item : Harmonic Radiated Emission Data
Test Date : 2018/12/25
Test Mode : Mode 2 SISO B: Transmit (802.11n-20BW_7.2Mbps)(5200MHz)

Vertical

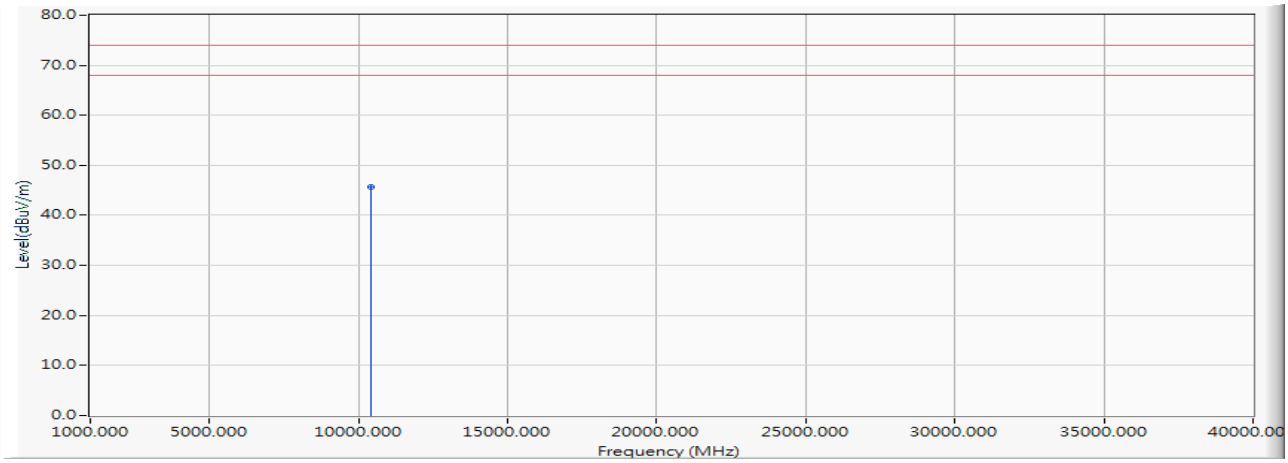

		Frequency (MHz)	Correct Factor (dB)	Reading Level (dBµV)	Measure Level (dBµV/m)	Margin (dB)	Limit (dBµV/m)	Detector Type
1	*	10400.000	0.208	45.460	45.667	-28.333	74.000	PEAK

Note:

1. All Readings below 1GHz are Quasi-Peak, above 1GHz are performed with peak and/or average measurements as necessary.
2. Measurement Level = Reading Level + Correct Factor.
3. Correct Factor = Antenna factor + Cable loss –Amplifier gain.
4. The average measurement was not performed when the peak measured data under the limit of average detection.
5. The emission levels of other frequencies are very lower than the limit and not show in test report.

Product : Intel® Wireless-AC 9560
Test Item : Harmonic Radiated Emission Data
Test Date : 2018/12/25
Test Mode : Mode 2 SISO B: Transmit (802.11n-20BW_7.2Mbps)(5240MHz)

Horizontal

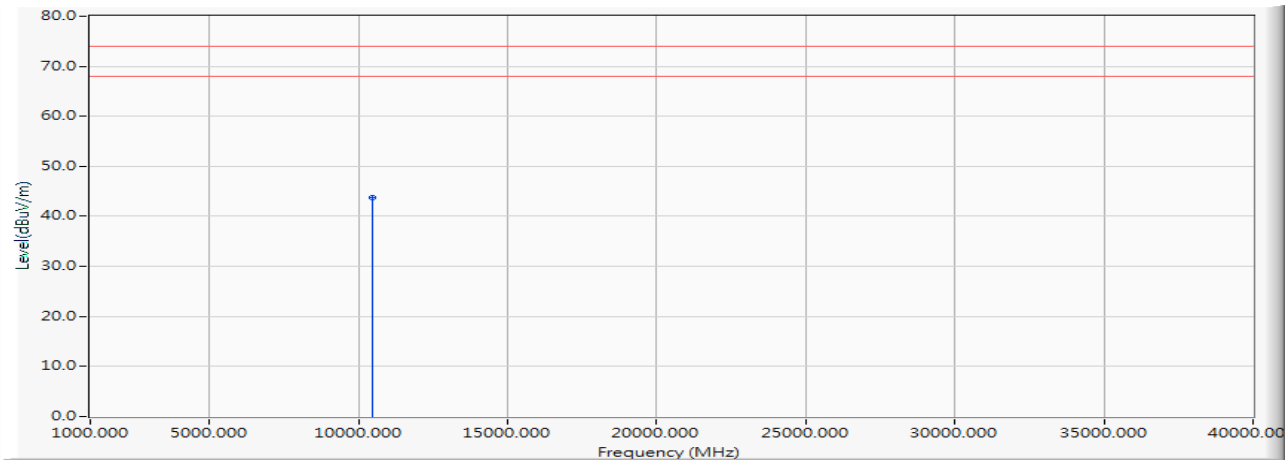

		Frequency (MHz)	Correct Factor (dB)	Reading Level (dBµV)	Measure Level (dBµV/m)	Margin (dB)	Limit (dBµV/m)	Detector Type
1	*	10480.000	0.269	43.570	43.839	-30.161	74.000	PEAK

Note:

1. All Readings below 1GHz are Quasi-Peak, above 1GHz are performed with peak and/or average measurements as necessary.
2. Measurement Level = Reading Level + Correct Factor.
3. Correct Factor = Antenna factor + Cable loss –Amplifier gain.
4. The average measurement was not performed when the peak measured data under the limit of average detection.
5. The emission levels of other frequencies are very lower than the limit and not show in test report.

Product : Intel® Wireless-AC 9560
Test Item : Harmonic Radiated Emission Data
Test Date : 2018/12/25
Test Mode : Mode 2 SISO B: Transmit (802.11n-20BW_7.2Mbps)(5240MHz)

Vertical

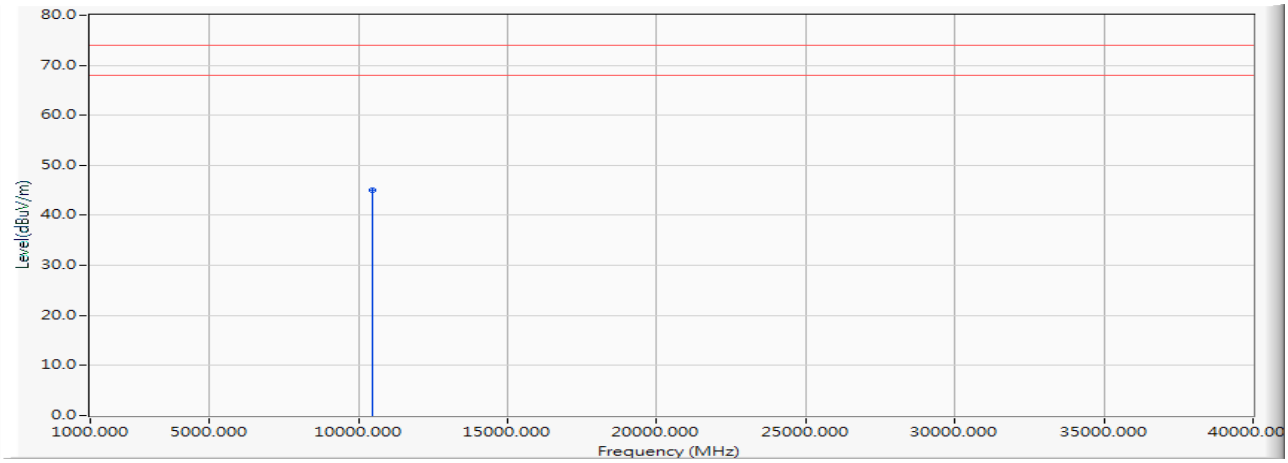

		Frequency (MHz)	Correct Factor (dB)	Reading Level (dBµV)	Measure Level (dBµV/m)	Margin (dB)	Limit (dBµV/m)	Detector Type
1	*	10480.000	0.269	44.760	45.029	-28.971	74.000	PEAK

Note:

1. All Readings below 1GHz are Quasi-Peak, above 1GHz are performed with peak and/or average measurements as necessary.
2. Measurement Level = Reading Level + Correct Factor.
3. Correct Factor = Antenna factor + Cable loss –Amplifier gain.
4. The average measurement was not performed when the peak measured data under the limit of average detection.
5. The emission levels of other frequencies are very lower than the limit and not show in test report.

Product : Intel® Wireless-AC 9560
Test Item : Harmonic Radiated Emission Data
Test Date : 2018/12/25
Test Mode : Mode 2 SISO B: Transmit (802.11n-20BW_7.2Mbps)(5260MHz)

Horizontal

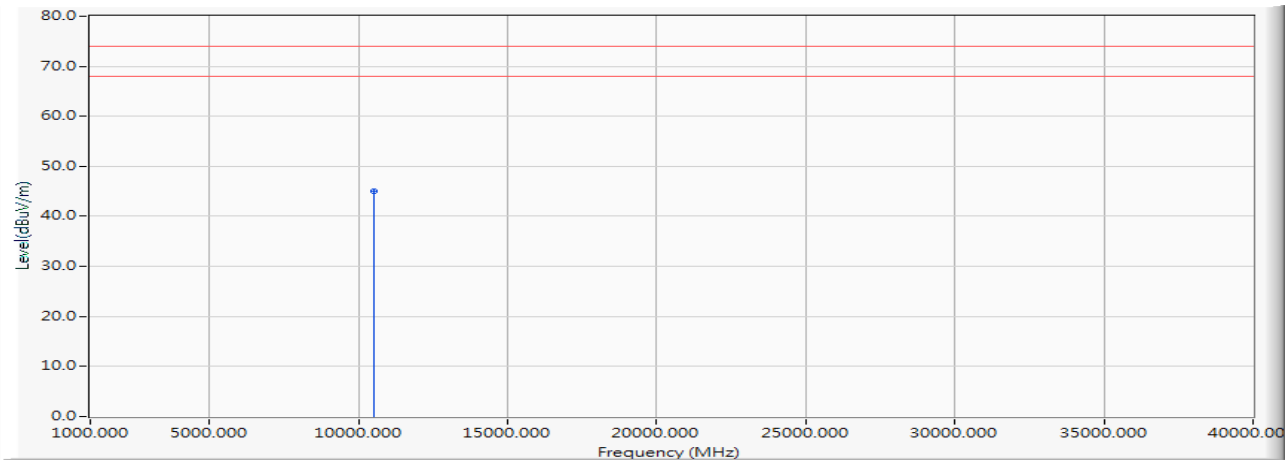

		Frequency (MHz)	Correct Factor (dB)	Reading Level (dBµV)	Measure Level (dBµV/m)	Margin (dB)	Limit (dBµV/m)	Detector Type
1	*	10520.000	0.293	44.810	45.103	-28.897	74.000	PEAK

Note:

1. All Readings below 1GHz are Quasi-Peak, above 1GHz are performed with peak and/or average measurements as necessary.
2. Measurement Level = Reading Level + Correct Factor.
3. Correct Factor = Antenna factor + Cable loss –Amplifier gain.
4. The average measurement was not performed when the peak measured data under the limit of average detection.
5. The emission levels of other frequencies are very lower than the limit and not show in test report.

Product : Intel® Wireless-AC 9560
Test Item : Harmonic Radiated Emission Data
Test Date : 2018/12/25
Test Mode : Mode 2 SISO B: Transmit (802.11n-20BW_7.2Mbps)(5260MHz)

Vertical

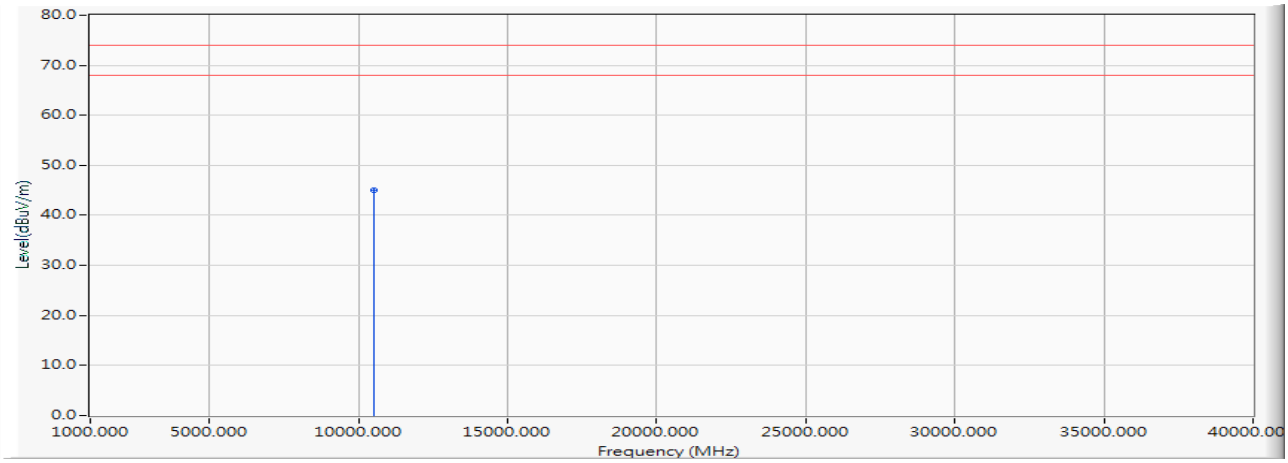

		Frequency (MHz)	Correct Factor (dB)	Reading Level (dBµV)	Measure Level (dBµV/m)	Margin (dB)	Limit (dBµV/m)	Detector Type
1	*	10520.000	0.293	44.810	45.103	-28.897	74.000	PEAK

Note:

1. All Readings below 1GHz are Quasi-Peak, above 1GHz are performed with peak and/or average measurements as necessary.
2. Measurement Level = Reading Level + Correct Factor.
3. Correct Factor = Antenna factor + Cable loss –Amplifier gain.
4. The average measurement was not performed when the peak measured data under the limit of average detection.
5. The emission levels of other frequencies are very lower than the limit and not show in test report.

Product : Intel® Wireless-AC 9560
Test Item : Harmonic Radiated Emission Data
Test Date : 2018/12/25
Test Mode : Mode 2 SISO B: Transmit (802.11n-20BW_7.2Mbps)(5280MHz)

Horizontal

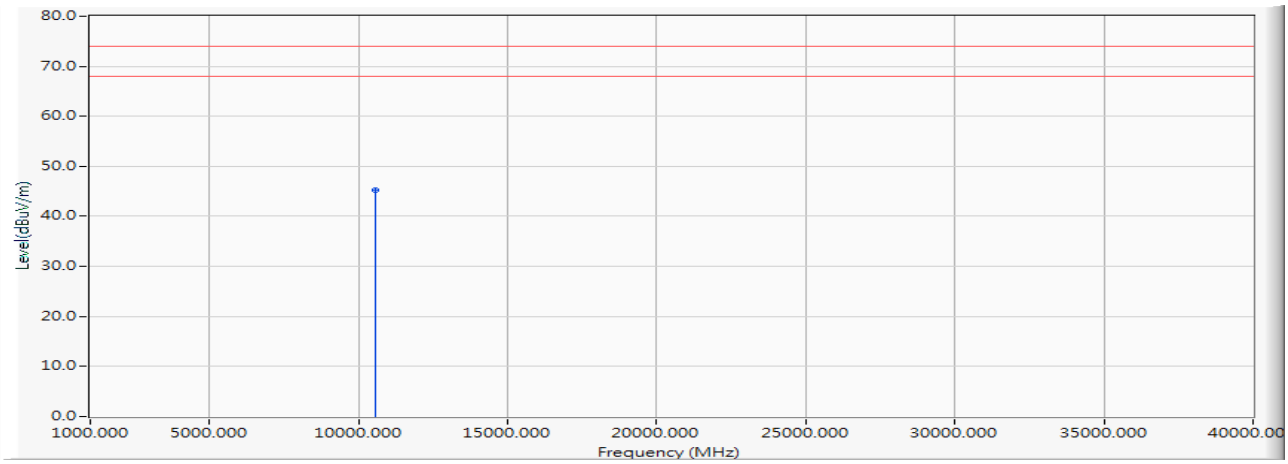

		Frequency (MHz)	Correct Factor (dB)	Reading Level (dBµV)	Measure Level (dBµV/m)	Margin (dB)	Limit (dBµV/m)	Detector Type
1	*	10560.000	0.359	44.990	45.349	-28.651	74.000	PEAK

Note:

1. All Readings below 1GHz are Quasi-Peak, above 1GHz are performed with peak and/or average measurements as necessary.
2. Measurement Level = Reading Level + Correct Factor.
3. Correct Factor = Antenna factor + Cable loss –Amplifier gain.
4. The average measurement was not performed when the peak measured data under the limit of average detection.
5. The emission levels of other frequencies are very lower than the limit and not show in test report.

Product : Intel® Wireless-AC 9560
Test Item : Harmonic Radiated Emission Data
Test Date : 2018/12/25
Test Mode : Mode 2 SISO B: Transmit (802.11n-20BW_7.2Mbps)(5280MHz)

Vertical

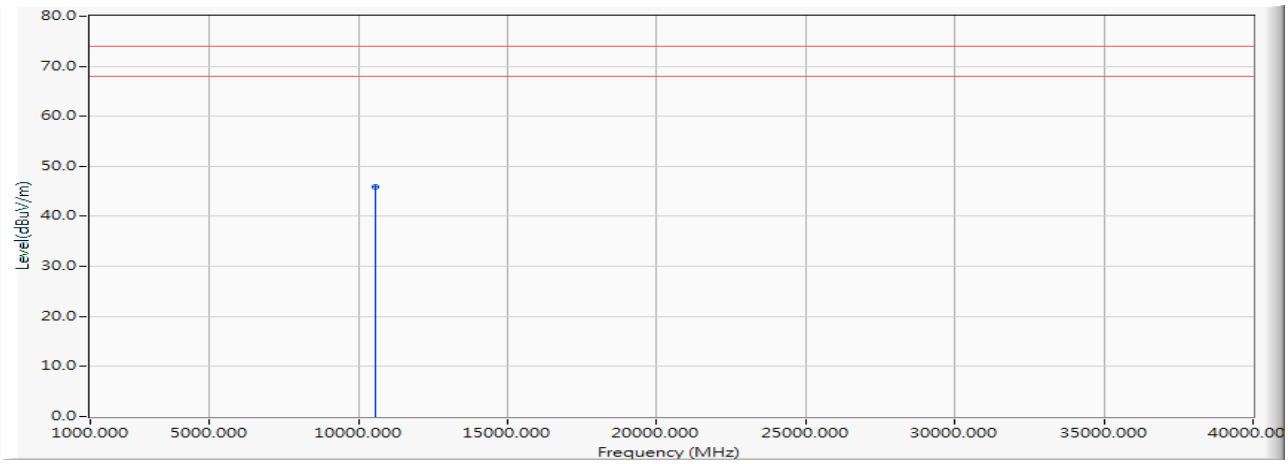

		Frequency (MHz)	Correct Factor (dB)	Reading Level (dBµV)	Measure Level (dBµV/m)	Margin (dB)	Limit (dBµV/m)	Detector Type
1	*	10560.000	0.359	45.490	45.849	-28.151	74.000	PEAK

Note:

1. All Readings below 1GHz are Quasi-Peak, above 1GHz are performed with peak and/or average measurements as necessary.
2. Measurement Level = Reading Level + Correct Factor.
3. Correct Factor = Antenna factor + Cable loss –Amplifier gain.
4. The average measurement was not performed when the peak measured data under the limit of average detection.
5. The emission levels of other frequencies are very lower than the limit and not show in test report.

Product : Intel® Wireless-AC 9560
Test Item : Harmonic Radiated Emission Data
Test Date : 2018/12/25
Test Mode : Mode 2 SISO B: Transmit (802.11n-20BW_7.2Mbps)(5320MHz)

Horizontal

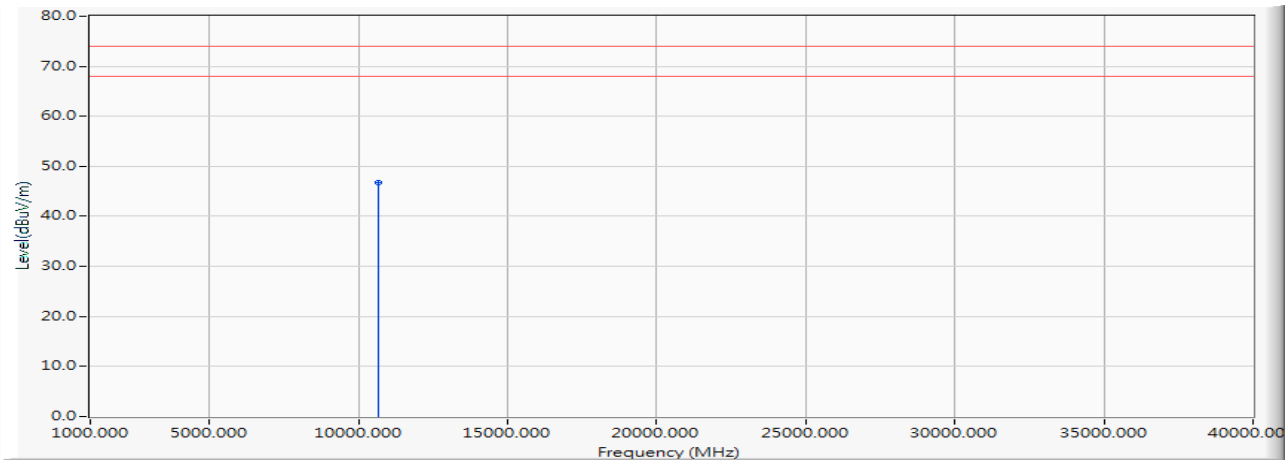

		Frequency (MHz)	Correct Factor (dB)	Reading Level (dBµV)	Measure Level (dBµV/m)	Margin (dB)	Limit (dBµV/m)	Detector Type
1	*	10640.000	0.598	46.110	46.708	-27.292	74.000	PEAK

Note:

1. All Readings below 1GHz are Quasi-Peak, above 1GHz are performed with peak and/or average measurements as necessary.
2. Measurement Level = Reading Level + Correct Factor.
3. Correct Factor = Antenna factor + Cable loss –Amplifier gain.
4. The average measurement was not performed when the peak measured data under the limit of average detection.
5. The emission levels of other frequencies are very lower than the limit and not show in test report.

Product : Intel® Wireless-AC 9560
Test Item : Harmonic Radiated Emission Data
Test Date : 2018/12/25
Test Mode : Mode 2 SISO B: Transmit (802.11n-20BW_7.2Mbps)(5320MHz)

Vertical

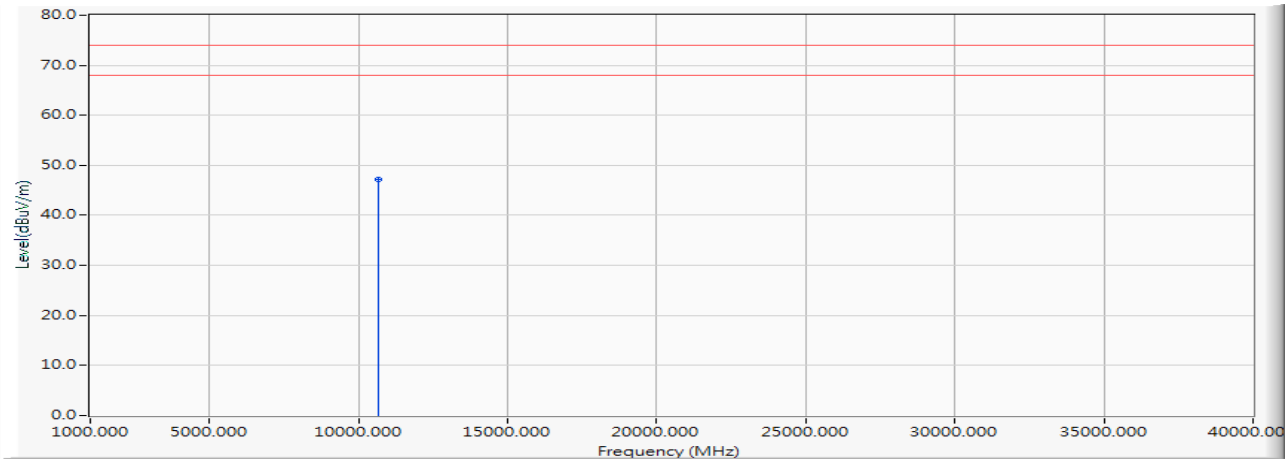

		Frequency (MHz)	Correct Factor (dB)	Reading Level (dBµV)	Measure Level (dBµV/m)	Margin (dB)	Limit (dBµV/m)	Detector Type
1	*	10640.000	0.598	46.550	47.148	-26.852	74.000	PEAK

Note:

1. All Readings below 1GHz are Quasi-Peak, above 1GHz are performed with peak and/or average measurements as necessary.
2. Measurement Level = Reading Level + Correct Factor.
3. Correct Factor = Antenna factor + Cable loss –Amplifier gain.
4. The average measurement was not performed when the peak measured data under the limit of average detection.
5. The emission levels of other frequencies are very lower than the limit and not show in test report.

Product : Intel® Wireless-AC 9560
Test Item : Harmonic Radiated Emission Data
Test Date : 2018/12/25
Test Mode : Mode 2 SISO B: Transmit (802.11n-20BW_7.2Mbps)(5500MHz)

Horizontal

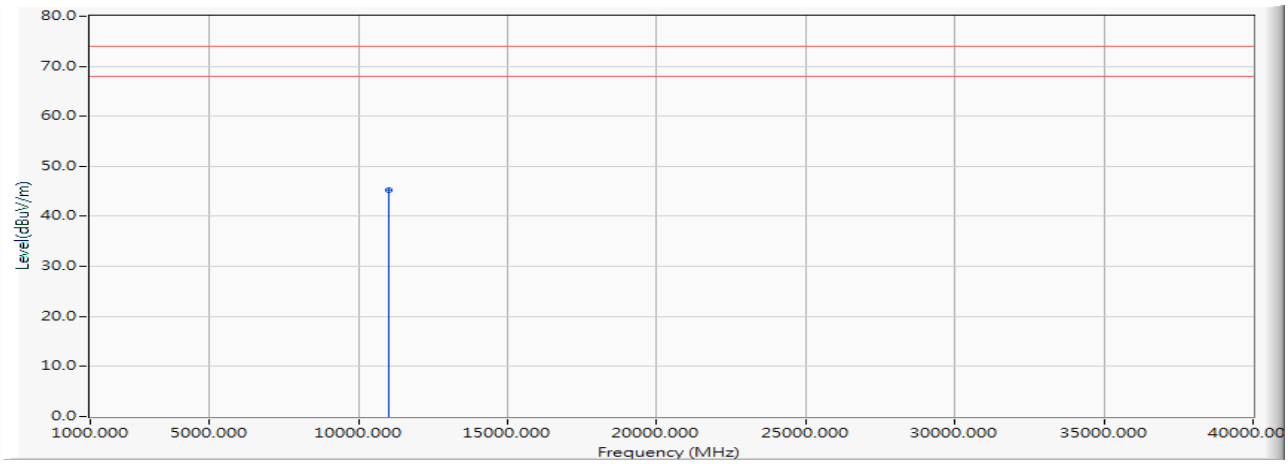

		Frequency (MHz)	Correct Factor (dB)	Reading Level (dBµV)	Measure Level (dBµV/m)	Margin (dB)	Limit (dBµV/m)	Detector Type
1	*	11000.000	1.166	44.170	45.336	-28.664	74.000	PEAK

Note:

1. All Readings below 1GHz are Quasi-Peak, above 1GHz are performed with peak and/or average measurements as necessary.
2. Measurement Level = Reading Level + Correct Factor.
3. Correct Factor = Antenna factor + Cable loss –Amplifier gain.
4. The average measurement was not performed when the peak measured data under the limit of average detection.
5. The emission levels of other frequencies are very lower than the limit and not show in test report.

Product : Intel® Wireless-AC 9560
Test Item : Harmonic Radiated Emission Data
Test Date : 2018/12/25
Test Mode : Mode 2 SISO B: Transmit (802.11n-20BW_7.2Mbps)(5500MHz)

Vertical

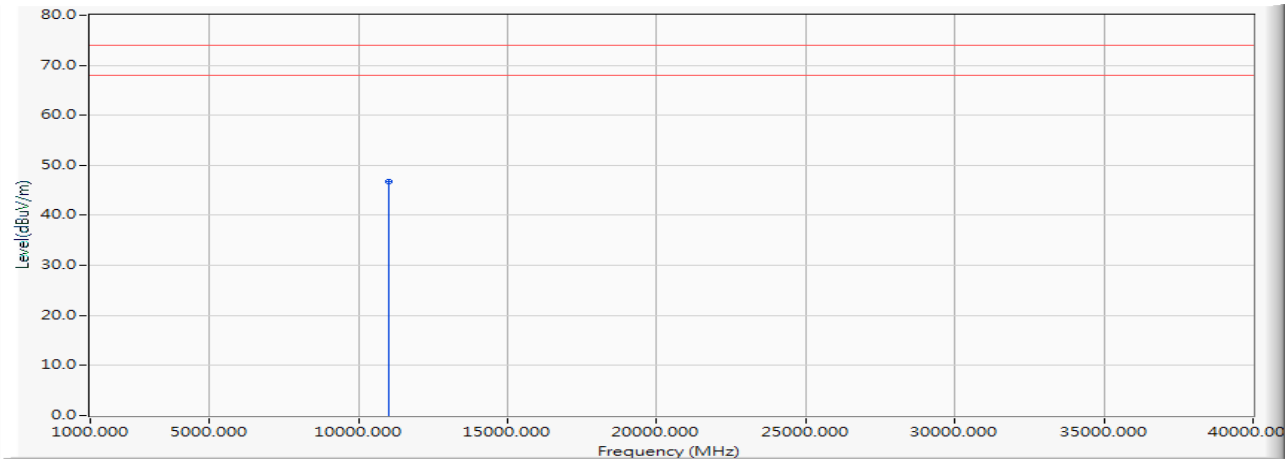

		Frequency (MHz)	Correct Factor (dB)	Reading Level (dBµV)	Measure Level (dBµV/m)	Margin (dB)	Limit (dBµV/m)	Detector Type
1	*	11000.000	1.166	45.580	46.746	-27.254	74.000	PEAK

Note:

1. All Readings below 1GHz are Quasi-Peak, above 1GHz are performed with peak and/or average measurements as necessary.
2. Measurement Level = Reading Level + Correct Factor.
3. Correct Factor = Antenna factor + Cable loss –Amplifier gain.
4. The average measurement was not performed when the peak measured data under the limit of average detection.
5. The emission levels of other frequencies are very lower than the limit and not show in test report.

Product : Intel® Wireless-AC 9560
Test Item : Harmonic Radiated Emission Data
Test Date : 2018/12/25
Test Mode : Mode 2 SISO B: Transmit (802.11n-20BW_7.2Mbps)(5600MHz)

Horizontal

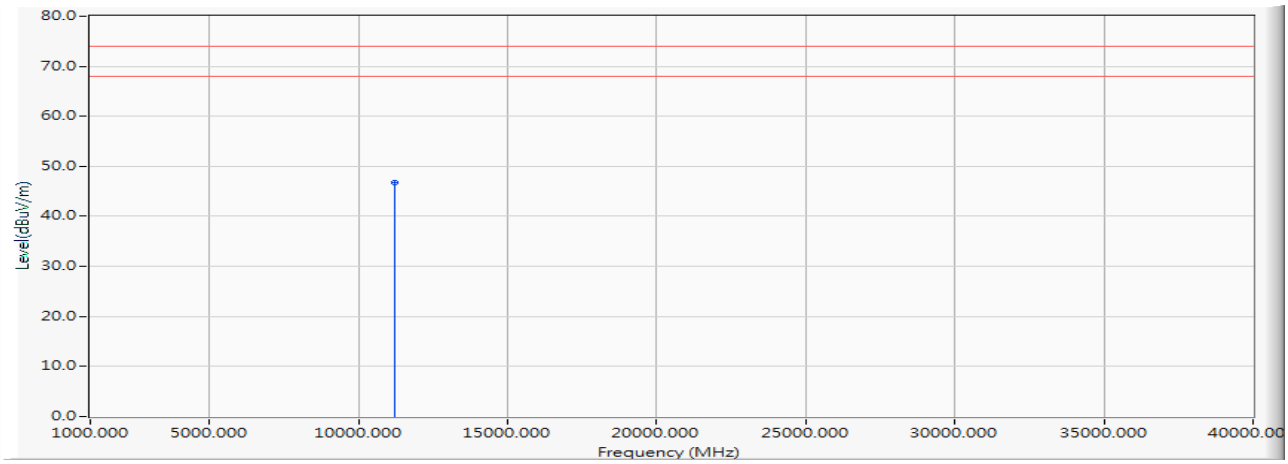

		Frequency (MHz)	Correct Factor (dB)	Reading Level (dBµV)	Measure Level (dBµV/m)	Margin (dB)	Limit (dBµV/m)	Detector Type
1	*	11200.000	1.251	45.590	46.841	-27.159	74.000	PEAK

Note:

1. All Readings below 1GHz are Quasi-Peak, above 1GHz are performed with peak and/or average measurements as necessary.
2. Measurement Level = Reading Level + Correct Factor.
3. Correct Factor = Antenna factor + Cable loss –Amplifier gain.
4. The average measurement was not performed when the peak measured data under the limit of average detection.
5. The emission levels of other frequencies are very lower than the limit and not show in test report.

Product : Intel® Wireless-AC 9560
Test Item : Harmonic Radiated Emission Data
Test Date : 2018/12/25
Test Mode : Mode 2 SISO B: Transmit (802.11n-20BW_7.2Mbps)(5600MHz)

Vertical

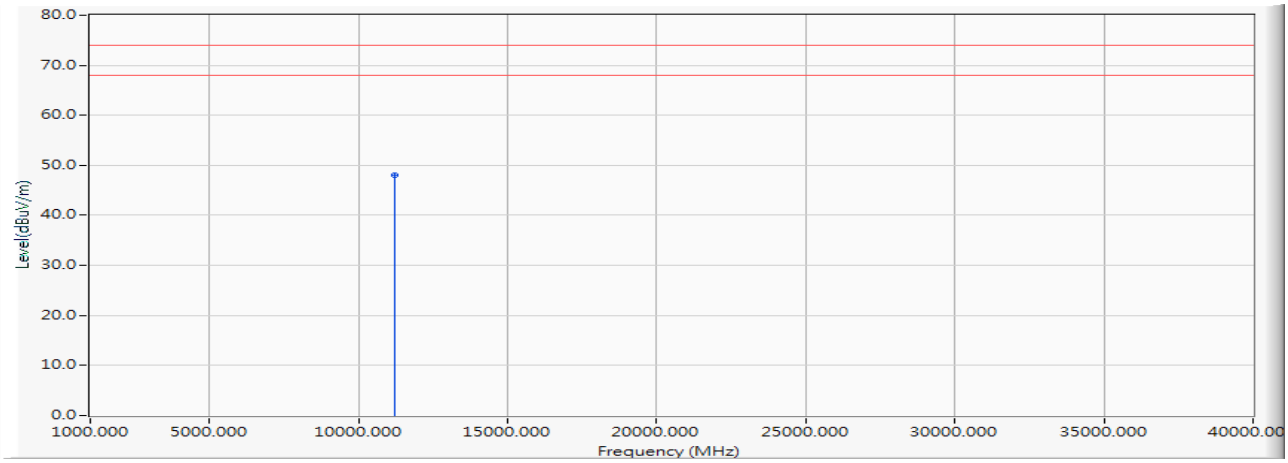

		Frequency (MHz)	Correct Factor (dB)	Reading Level (dBµV)	Measure Level (dBµV/m)	Margin (dB)	Limit (dBµV/m)	Detector Type
1	*	11200.000	1.251	46.810	48.061	-25.939	74.000	PEAK

Note:

1. All Readings below 1GHz are Quasi-Peak, above 1GHz are performed with peak and/or average measurements as necessary.
2. Measurement Level = Reading Level + Correct Factor.
3. Correct Factor = Antenna factor + Cable loss –Amplifier gain.
4. The average measurement was not performed when the peak measured data under the limit of average detection.
5. The emission levels of other frequencies are very lower than the limit and not show in test report.

Product : Intel® Wireless-AC 9560
Test Item : Harmonic Radiated Emission Data
Test Date : 2018/12/25
Test Mode : Mode 2 SISO B: Transmit (802.11n-20BW_7.2Mbps)(5700MHz)

Horizontal

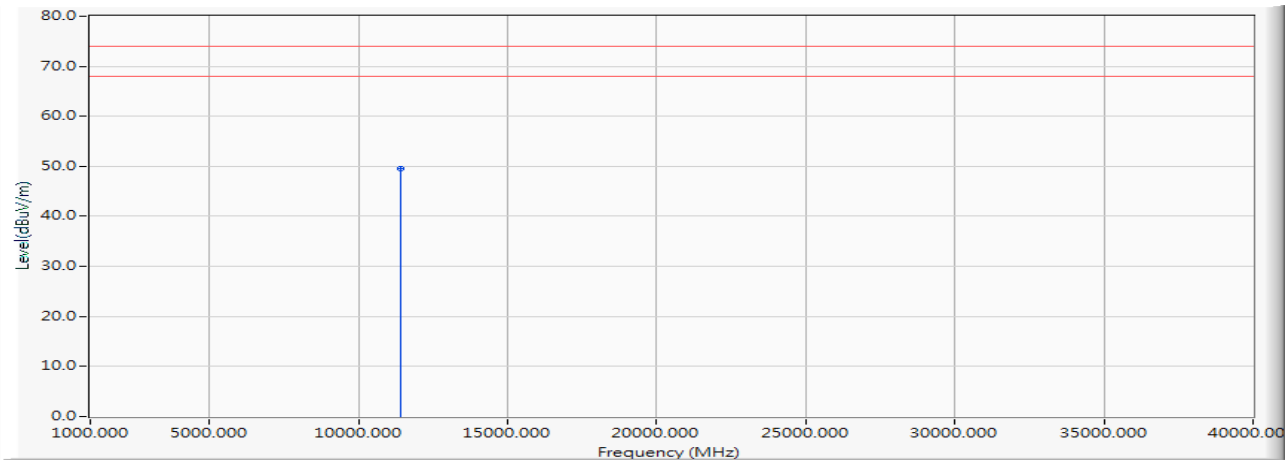

		Frequency (MHz)	Correct Factor (dB)	Reading Level (dBµV)	Measure Level (dBµV/m)	Margin (dB)	Limit (dBµV/m)	Detector Type
1	*	11400.000	1.624	47.880	49.504	-24.496	74.000	PEAK

Note:

1. All Readings below 1GHz are Quasi-Peak, above 1GHz are performed with peak and/or average measurements as necessary.
2. Measurement Level = Reading Level + Correct Factor.
3. Correct Factor = Antenna factor + Cable loss –Amplifier gain.
4. The average measurement was not performed when the peak measured data under the limit of average detection.
5. The emission levels of other frequencies are very lower than the limit and not show in test report.

Product : Intel® Wireless-AC 9560
Test Item : Harmonic Radiated Emission Data
Test Date : 2018/12/25
Test Mode : Mode 2 SISO B: Transmit (802.11n-20BW_7.2Mbps)(5700MHz)

Vertical

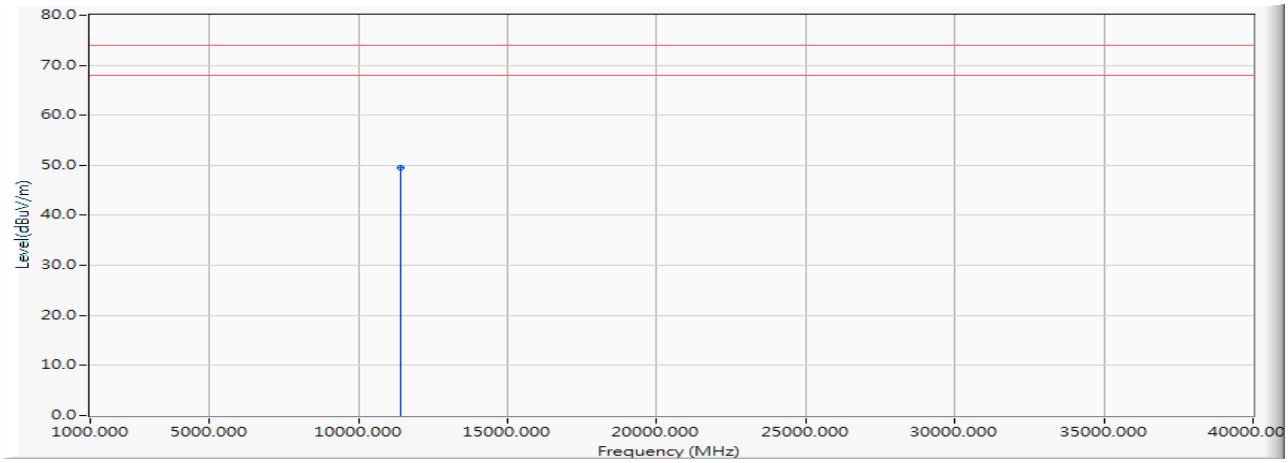

		Frequency (MHz)	Correct Factor (dB)	Reading Level (dBµV)	Measure Level (dBµV/m)	Margin (dB)	Limit (dBµV/m)	Detector Type
1	*	11400.000	1.624	48.020	49.644	-24.356	74.000	PEAK

Note:

1. All Readings below 1GHz are Quasi-Peak, above 1GHz are performed with peak and/or average measurements as necessary.
2. Measurement Level = Reading Level + Correct Factor.
3. Correct Factor = Antenna factor + Cable loss –Amplifier gain.
4. The average measurement was not performed when the peak measured data under the limit of average detection.
5. The emission levels of other frequencies are very lower than the limit and not show in test report.

Product : Intel® Wireless-AC 9560
Test Item : Harmonic Radiated Emission Data
Test Date : 2018/12/25
Test Mode : Mode 2 SISO B: Transmit (802.11n-20BW_7.2Mbps)(5745MHz)

Horizontal

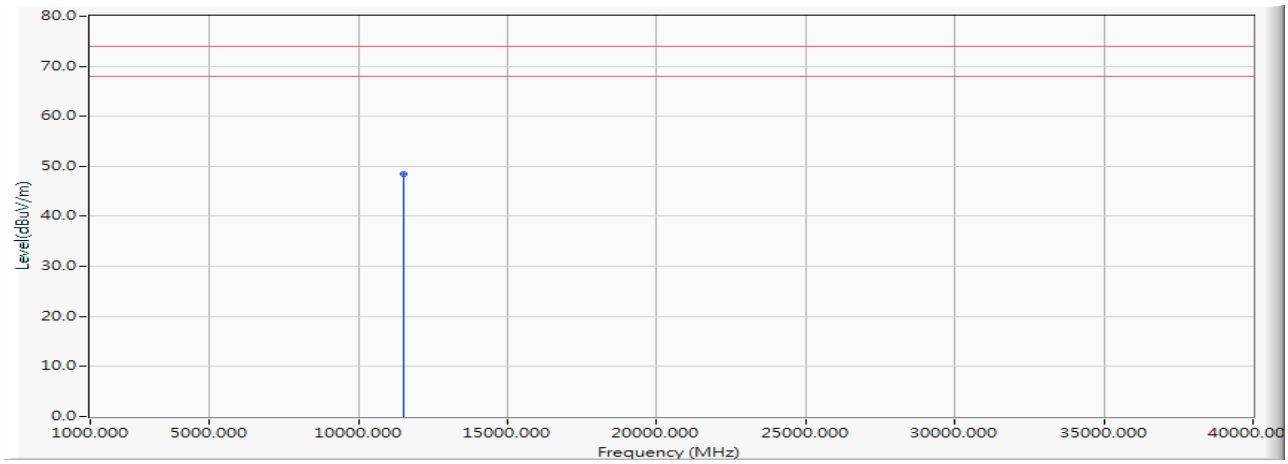

		Frequency (MHz)	Correct Factor (dB)	Reading Level (dBµV)	Measure Level (dBµV/m)	Margin (dB)	Limit (dBµV/m)	Detector Type
1	*	11490.000	1.894	46.520	48.414	-25.586	74.000	PEAK

Note:

1. All Readings below 1GHz are Quasi-Peak, above 1GHz are performed with peak and/or average measurements as necessary.
2. Measurement Level = Reading Level + Correct Factor.
3. Correct Factor = Antenna factor + Cable loss –Amplifier gain.
4. The average measurement was not performed when the peak measured data under the limit of average detection.
5. The emission levels of other frequencies are very lower than the limit and not show in test report.

Product : Intel® Wireless-AC 9560
Test Item : Harmonic Radiated Emission Data
Test Date : 2018/12/25
Test Mode : Mode 2 SISO B: Transmit (802.11n-20BW_7.2Mbps)(5745MHz)

Vertical

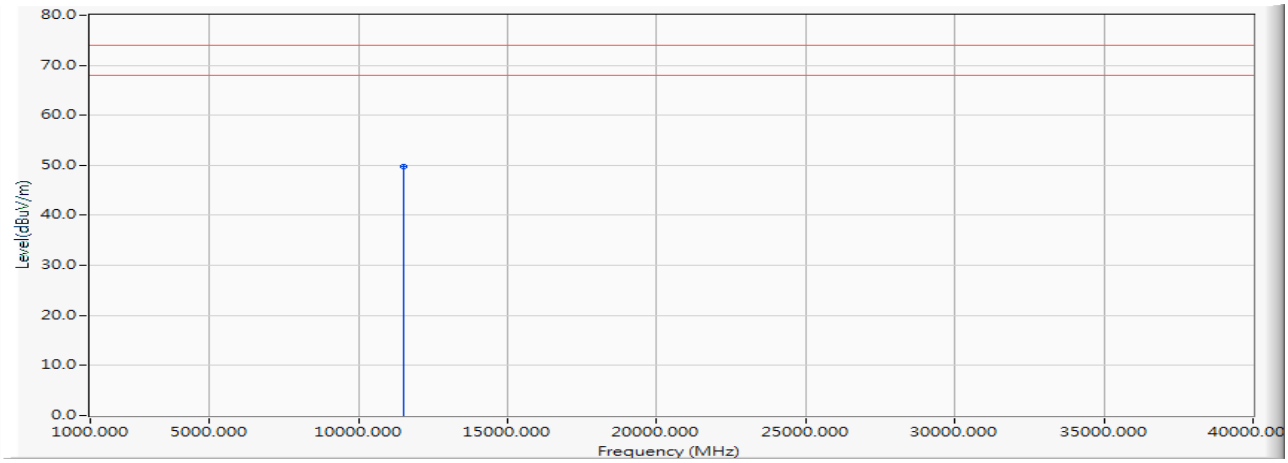

		Frequency (MHz)	Correct Factor (dB)	Reading Level (dBµV)	Measure Level (dBµV/m)	Margin (dB)	Limit (dBµV/m)	Detector Type
1	*	11490.000	1.894	47.790	49.684	-24.316	74.000	PEAK

Note:

1. All Readings below 1GHz are Quasi-Peak, above 1GHz are performed with peak and/or average measurements as necessary.
2. Measurement Level = Reading Level + Correct Factor.
3. Correct Factor = Antenna factor + Cable loss –Amplifier gain.
4. The average measurement was not performed when the peak measured data under the limit of average detection.
5. The emission levels of other frequencies are very lower than the limit and not show in test report.

Product : Intel® Wireless-AC 9560
Test Item : Harmonic Radiated Emission Data
Test Date : 2018/12/25
Test Mode : Mode 2 SISO B: Transmit (802.11n-20BW_7.2Mbps) (5785MHz)

Horizontal

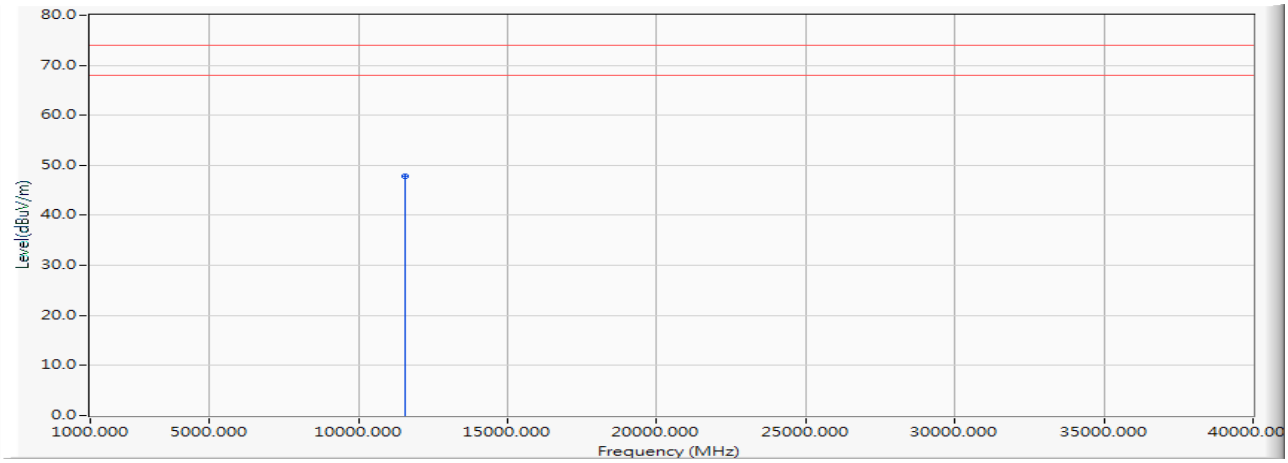

		Frequency (MHz)	Correct Factor (dB)	Reading Level (dBµV)	Measure Level (dBµV/m)	Margin (dB)	Limit (dBµV/m)	Detector Type
1	*	11570.000	1.993	45.910	47.903	-26.097	74.000	PEAK

Note:

1. All Readings below 1GHz are Quasi-Peak, above 1GHz are performed with peak and/or average measurements as necessary.
2. Measurement Level = Reading Level + Correct Factor.
3. Correct Factor = Antenna factor + Cable loss –Amplifier gain.
4. The average measurement was not performed when the peak measured data under the limit of average detection.
5. The emission levels of other frequencies are very lower than the limit and not show in test report.

Product : Intel® Wireless-AC 9560
Test Item : Harmonic Radiated Emission Data
Test Date : 2018/12/25
Test Mode : Mode 2 SISO B: Transmit (802.11n-20BW_7.2Mbps) (5785MHz)

Vertical

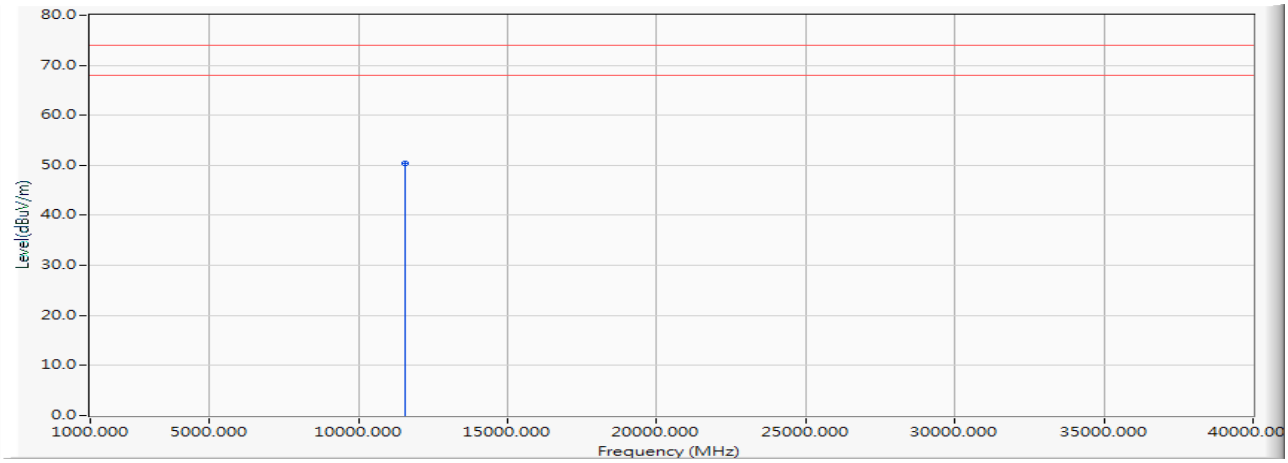

		Frequency (MHz)	Correct Factor (dB)	Reading Level (dBµV)	Measure Level (dBµV/m)	Margin (dB)	Limit (dBµV/m)	Detector Type
1	*	11570.000	1.993	48.450	50.443	-23.557	74.000	PEAK

Note:

1. All Readings below 1GHz are Quasi-Peak, above 1GHz are performed with peak and/or average measurements as necessary.
2. Measurement Level = Reading Level + Correct Factor.
3. Correct Factor = Antenna factor + Cable loss –Amplifier gain.
4. The average measurement was not performed when the peak measured data under the limit of average detection.
5. The emission levels of other frequencies are very lower than the limit and not show in test report.

Product : Intel® Wireless-AC 9560
Test Item : Harmonic Radiated Emission Data
Test Date : 2018/12/25
Test Mode : Mode 2 SISO B: Transmit (802.11n-20BW_7.2Mbps)(5825MHz)

Horizontal

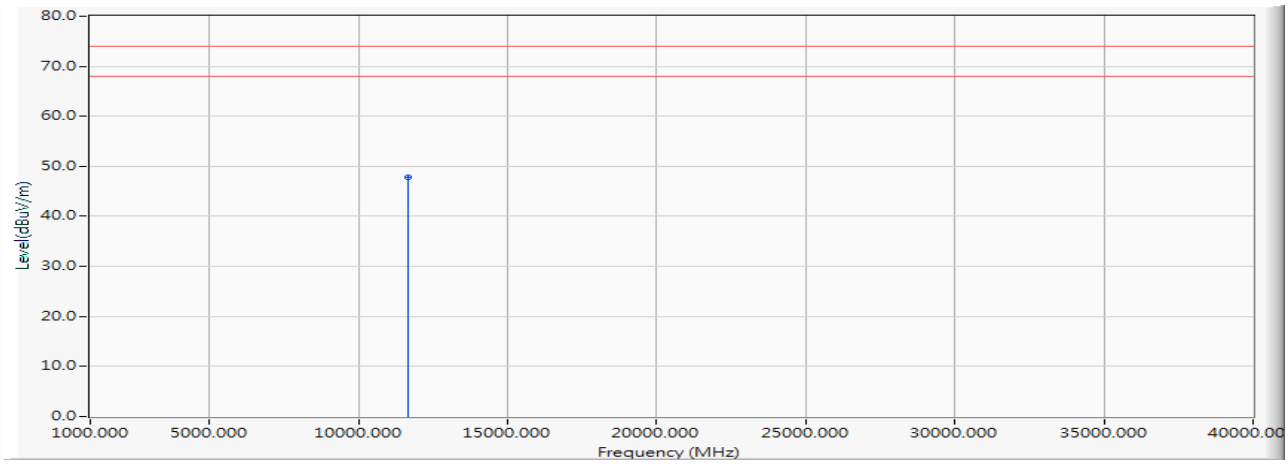

		Frequency (MHz)	Correct Factor (dB)	Reading Level (dBµV)	Measure Level (dBµV/m)	Margin (dB)	Limit (dBµV/m)	Detector Type
1	*	11650.000	2.093	45.830	47.923	-26.077	74.000	PEAK

Note:

1. All Readings below 1GHz are Quasi-Peak, above 1GHz are performed with peak and/or average measurements as necessary.
2. Measurement Level = Reading Level + Correct Factor.
3. Correct Factor = Antenna factor + Cable loss –Amplifier gain.
4. The average measurement was not performed when the peak measured data under the limit of average detection.
5. The emission levels of other frequencies are very lower than the limit and not show in test report.

Product : Intel® Wireless-AC 9560
Test Item : Harmonic Radiated Emission Data
Test Date : 2018/12/25
Test Mode : Mode 2 SISO B: Transmit (802.11n-20BW_7.2Mbps)(5825MHz)

Vertical

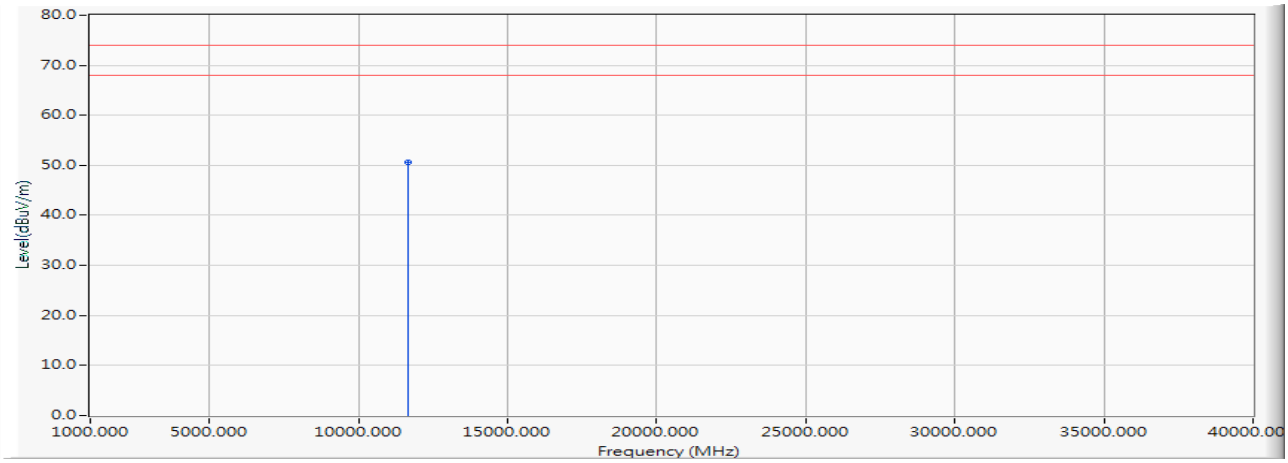

		Frequency (MHz)	Correct Factor (dB)	Reading Level (dBµV)	Measure Level (dBµV/m)	Margin (dB)	Limit (dBµV/m)	Detector Type
1	*	11650.000	2.093	48.440	50.533	-23.467	74.000	PEAK

Note:

1. All Readings below 1GHz are Quasi-Peak, above 1GHz are performed with peak and/or average measurements as necessary.
2. Measurement Level = Reading Level + Correct Factor.
3. Correct Factor = Antenna factor + Cable loss –Amplifier gain.
4. The average measurement was not performed when the peak measured data under the limit of average detection.
5. The emission levels of other frequencies are very lower than the limit and not show in test report.

Product : Intel® Wireless-AC 9560
Test Item : Harmonic Radiated Emission Data
Test Date : 2018/12/25
Test Mode : Mode 2 SISO B: Transmit (802.11n-40BW_15Mbps)(5190MHz)

Horizontal

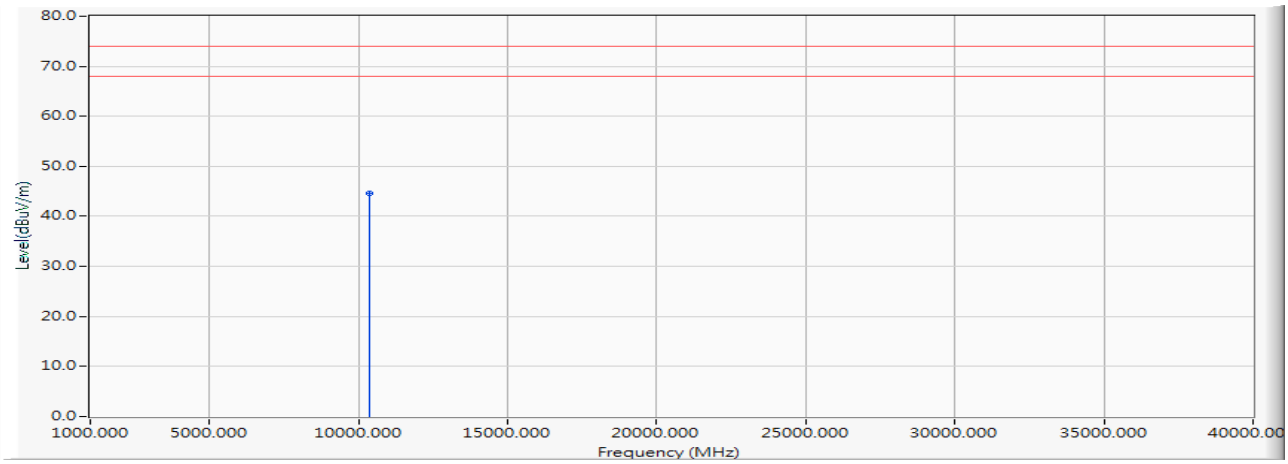

		Frequency (MHz)	Correct Factor (dB)	Reading Level (dBµV)	Measure Level (dBµV/m)	Margin (dB)	Limit (dBµV/m)	Detector Type
1	*	10380.000	0.211	44.300	44.511	-29.489	74.000	PEAK

Note:

1. All Readings below 1GHz are Quasi-Peak, above 1GHz are performed with peak and/or average measurements as necessary.
2. Measurement Level = Reading Level + Correct Factor.
3. Correct Factor = Antenna factor + Cable loss –Amplifier gain.
4. The average measurement was not performed when the peak measured data under the limit of average detection.
5. The emission levels of other frequencies are very lower than the limit and not show in test report.

Product : Intel® Wireless-AC 9560
Test Item : Harmonic Radiated Emission Data
Test Date : 2018/12/25
Test Mode : Mode 2 SISO B: Transmit (802.11n-40BW_15Mbps)(5190MHz)

Vertical

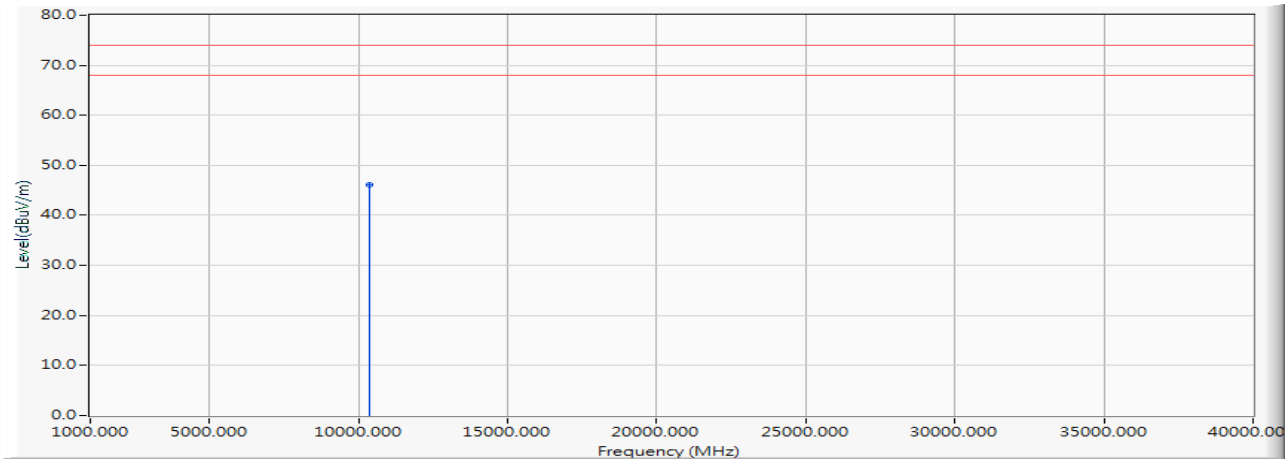

		Frequency (MHz)	Correct Factor (dB)	Reading Level (dBµV)	Measure Level (dBµV/m)	Margin (dB)	Limit (dBµV/m)	Detector Type
1	*	10380.000	0.211	45.950	46.161	-27.839	74.000	PEAK

Note:

1. All Readings below 1GHz are Quasi-Peak, above 1GHz are performed with peak and/or average measurements as necessary.
2. Measurement Level = Reading Level + Correct Factor.
3. Correct Factor = Antenna factor + Cable loss –Amplifier gain.
4. The average measurement was not performed when the peak measured data under the limit of average detection.
5. The emission levels of other frequencies are very lower than the limit and not show in test report.

Product	:	Intel® Wireless-AC 9560
Test Item	:	Harmonic Radiated Emission Data
Test Date	:	2018/12/25
Test Mode	:	Mode 2 SISO B: Transmit (802.11n-40BW_15Mbps)(5230MHz)

Horizontal

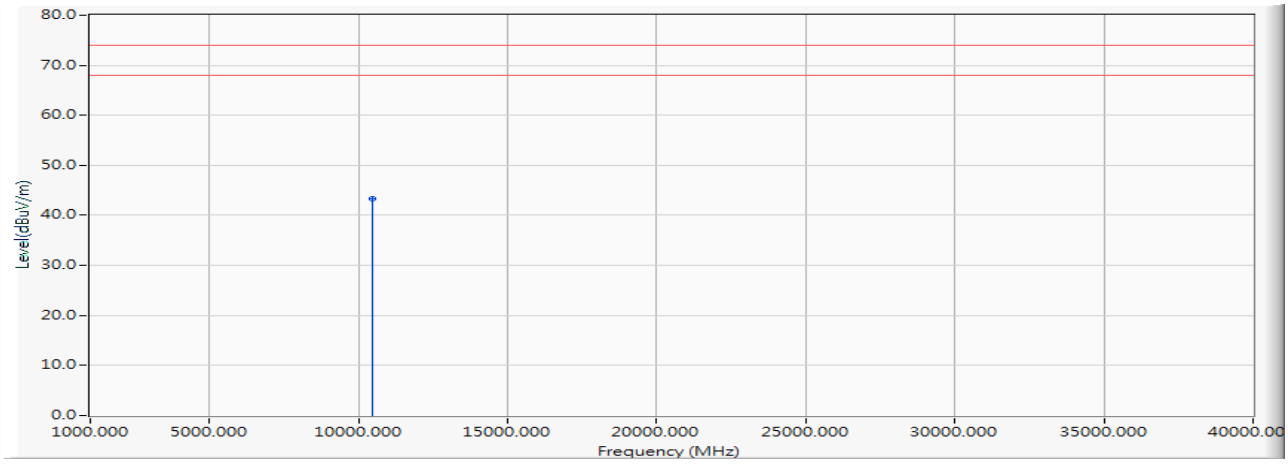

		Frequency (MHz)	Correct Factor (dB)	Reading Level (dBµV)	Measure Level (dBµV/m)	Margin (dB)	Limit (dBµV/m)	Detector Type
1	*	10460.000	0.236	43.020	43.256	-30.744	74.000	PEAK

Note:

1. All Readings below 1GHz are Quasi-Peak, above 1GHz are performed with peak and/or average measurements as necessary.
2. Measurement Level = Reading Level + Correct Factor.
3. Correct Factor = Antenna factor + Cable loss –Amplifier gain.
4. The average measurement was not performed when the peak measured data under the limit of average detection.
5. The emission levels of other frequencies are very lower than the limit and not show in test report.

Product : Intel® Wireless-AC 9560
Test Item : Harmonic Radiated Emission Data
Test Date : 2018/12/25
Test Mode : Mode 2 SISO B: Transmit (802.11n-40BW_15Mbps)(5230MHz)

Vertical

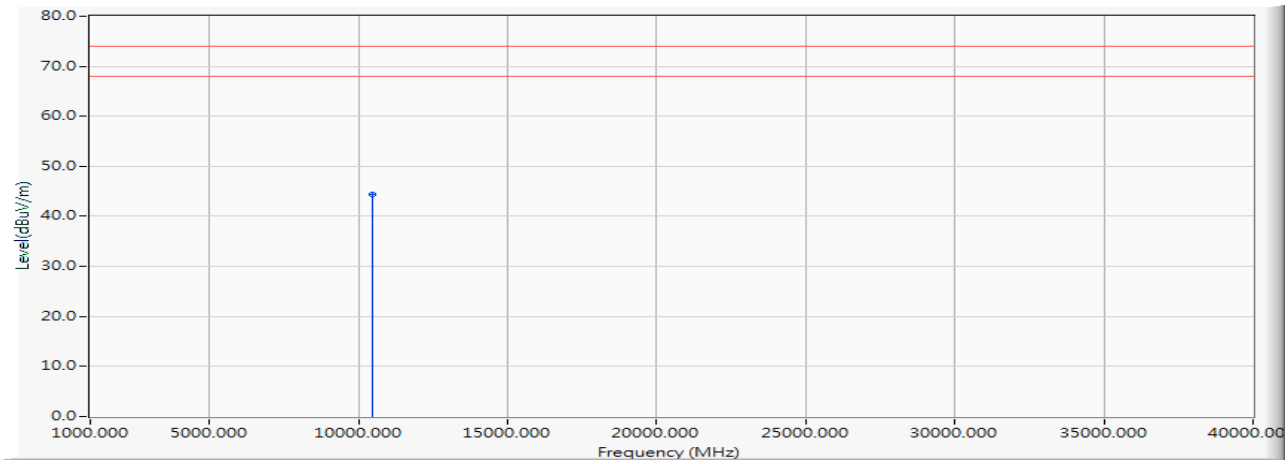

		Frequency (MHz)	Correct Factor (dB)	Reading Level (dBµV)	Measure Level (dBµV/m)	Margin (dB)	Limit (dBµV/m)	Detector Type
1	*	10460.000	0.236	44.180	44.416	-29.584	74.000	PEAK

Note:

1. All Readings below 1GHz are Quasi-Peak, above 1GHz are performed with peak and/or average measurements as necessary.
2. Measurement Level = Reading Level + Correct Factor.
3. Correct Factor = Antenna factor + Cable loss –Amplifier gain.
4. The average measurement was not performed when the peak measured data under the limit of average detection.
5. The emission levels of other frequencies are very lower than the limit and not show in test report.

Product	:	Intel® Wireless-AC 9560
Test Item	:	Harmonic Radiated Emission Data
Test Date	:	2018/12/25
Test Mode	:	Mode 2 SISO B: Transmit (802.11n-40BW_15Mbps)(5270MHz)

Horizontal

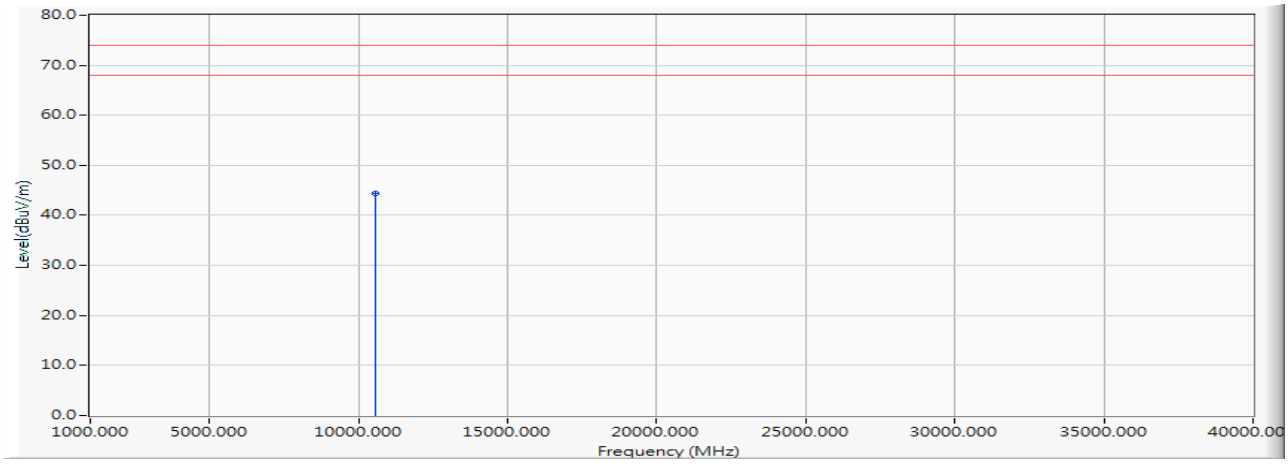

		Frequency (MHz)	Correct Factor (dB)	Reading Level (dBµV)	Measure Level (dBµV/m)	Margin (dB)	Limit (dBµV/m)	Detector Type
1	*	10540.000	0.382	43.940	44.322	-29.678	74.000	PEAK

Note:

1. All Readings below 1GHz are Quasi-Peak, above 1GHz are performed with peak and/or average measurements as necessary.
2. Measurement Level = Reading Level + Correct Factor.
3. Correct Factor = Antenna factor + Cable loss –Amplifier gain.
4. The average measurement was not performed when the peak measured data under the limit of average detection.
5. The emission levels of other frequencies are very lower than the limit and not show in test report.

Product : Intel® Wireless-AC 9560
Test Item : Harmonic Radiated Emission Data
Test Date : 2018/12/25
Test Mode : Mode 2 SISO B: Transmit (802.11n-40BW_15Mbps)(5270MHz)

Vertical

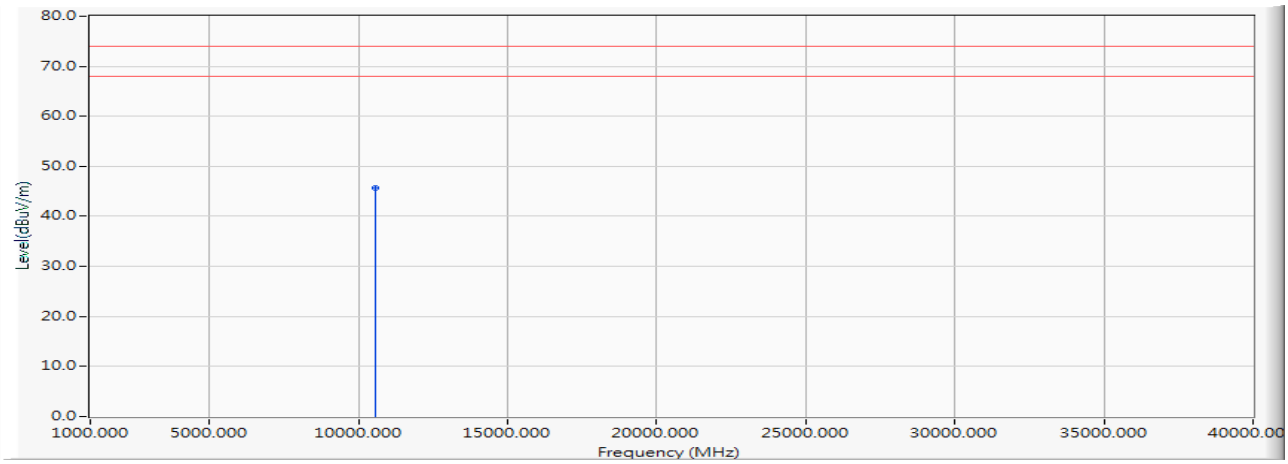

		Frequency (MHz)	Correct Factor (dB)	Reading Level (dBµV)	Measure Level (dBµV/m)	Margin (dB)	Limit (dBµV/m)	Detector Type
1	*	10540.000	0.382	45.220	45.602	-28.398	74.000	PEAK

Note:

1. All Readings below 1GHz are Quasi-Peak, above 1GHz are performed with peak and/or average measurements as necessary.
2. Measurement Level = Reading Level + Correct Factor.
3. Correct Factor = Antenna factor + Cable loss –Amplifier gain.
4. The average measurement was not performed when the peak measured data under the limit of average detection.
5. The emission levels of other frequencies are very lower than the limit and not show in test report.

Product : Intel® Wireless-AC 9560
Test Item : Harmonic Radiated Emission Data
Test Date : 2018/12/25
Test Mode : Mode 2 SISO B: Transmit (802.11n-40BW_15Mbps)(5310MHz)

Horizontal

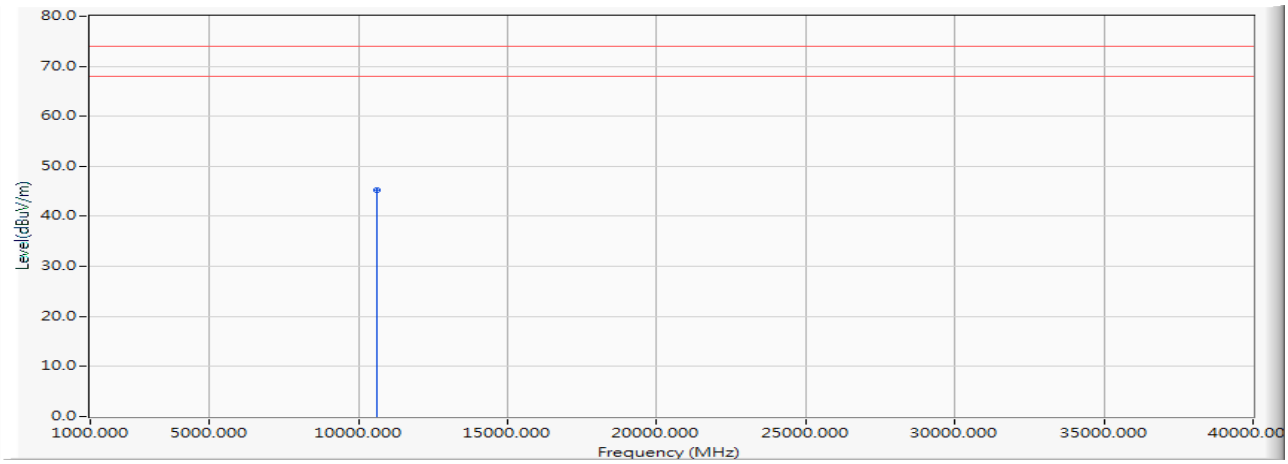

		Frequency (MHz)	Correct Factor (dB)	Reading Level (dBµV)	Measure Level (dBµV/m)	Margin (dB)	Limit (dBµV/m)	Detector Type
1	*	10620.000	0.527	44.690	45.217	-28.783	74.000	PEAK

Note:

1. All Readings below 1GHz are Quasi-Peak, above 1GHz are performed with peak and/or average measurements as necessary.
2. Measurement Level = Reading Level + Correct Factor.
3. Correct Factor = Antenna factor + Cable loss –Amplifier gain.
4. The average measurement was not performed when the peak measured data under the limit of average detection.
5. The emission levels of other frequencies are very lower than the limit and not show in test report.

Product : Intel® Wireless-AC 9560
Test Item : Harmonic Radiated Emission Data
Test Date : 2018/12/25
Test Mode : Mode 2 SISO B: Transmit (802.11n-40BW_15Mbps)(5310MHz)

Vertical

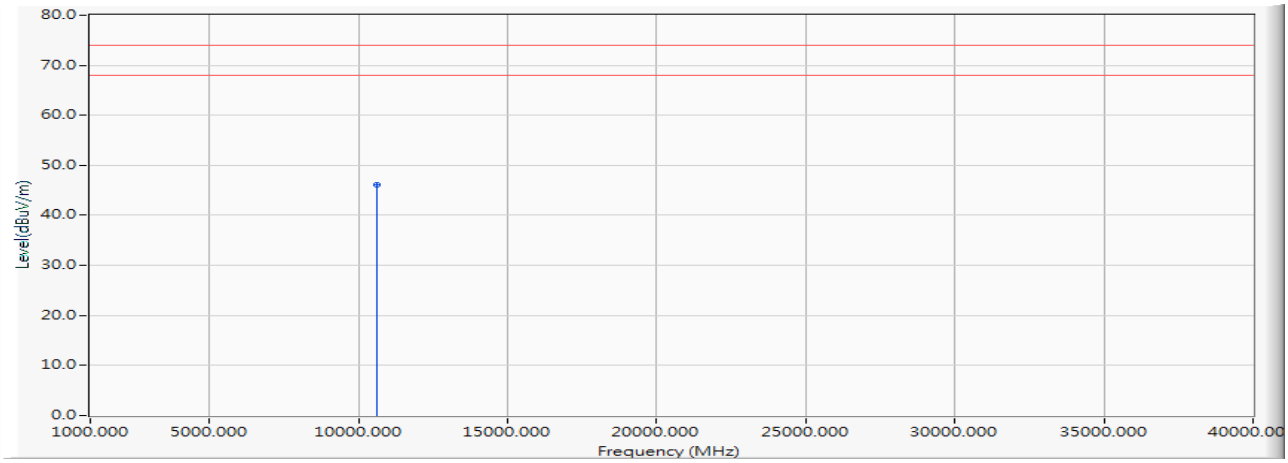

		Frequency (MHz)	Correct Factor (dB)	Reading Level (dBµV)	Measure Level (dBµV/m)	Margin (dB)	Limit (dBµV/m)	Detector Type
1	*	10620.000	0.527	45.640	46.167	-27.833	74.000	PEAK

Note:

1. All Readings below 1GHz are Quasi-Peak, above 1GHz are performed with peak and/or average measurements as necessary.
2. Measurement Level = Reading Level + Correct Factor.
3. Correct Factor = Antenna factor + Cable loss –Amplifier gain.
4. The average measurement was not performed when the peak measured data under the limit of average detection.
5. The emission levels of other frequencies are very lower than the limit and not show in test report.

Product : Intel® Wireless-AC 9560
Test Item : Harmonic Radiated Emission Data
Test Date : 2018/12/25
Test Mode : Mode 2 SISO B: Transmit (802.11n-40BW_15Mbps)(5510MHz)

Horizontal

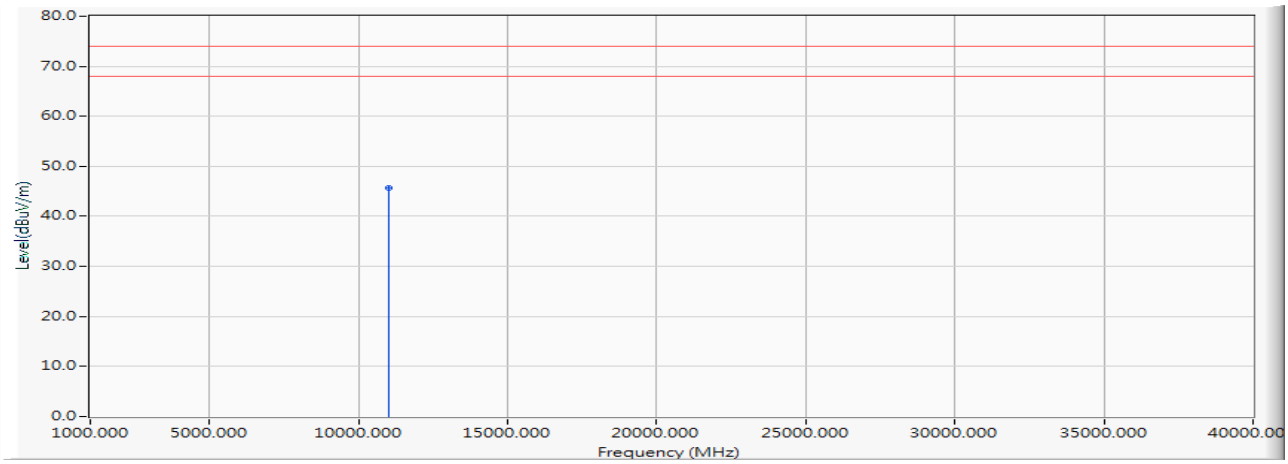

		Frequency (MHz)	Correct Factor (dB)	Reading Level (dBµV)	Measure Level (dBµV/m)	Margin (dB)	Limit (dBµV/m)	Detector Type
1	*	11020.000	1.170	44.430	45.600	-28.400	74.000	PEAK

Note:

1. All Readings below 1GHz are Quasi-Peak, above 1GHz are performed with peak and/or average measurements as necessary.
2. Measurement Level = Reading Level + Correct Factor.
3. Correct Factor = Antenna factor + Cable loss –Amplifier gain.
4. The average measurement was not performed when the peak measured data under the limit of average detection.
5. The emission levels of other frequencies are very lower than the limit and not show in test report.

Product : Intel® Wireless-AC 9560
Test Item : Harmonic Radiated Emission Data
Test Date : 2018/12/25
Test Mode : Mode 2 SISO B: Transmit (802.11n-40BW_15Mbps)(5510MHz)

Vertical

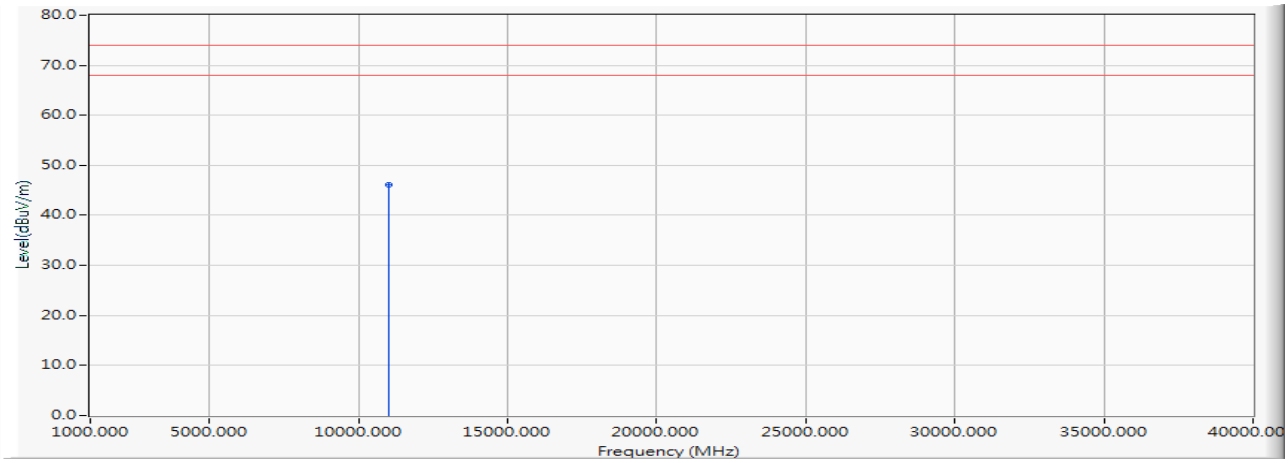

		Frequency (MHz)	Correct Factor (dB)	Reading Level (dBµV)	Measure Level (dBµV/m)	Margin (dB)	Limit (dBµV/m)	Detector Type
1	*	11020.000	1.170	44.980	46.150	-27.850	74.000	PEAK

Note:

1. All Readings below 1GHz are Quasi-Peak, above 1GHz are performed with peak and/or average measurements as necessary.
2. Measurement Level = Reading Level + Correct Factor.
3. Correct Factor = Antenna factor + Cable loss –Amplifier gain.
4. The average measurement was not performed when the peak measured data under the limit of average detection.
5. The emission levels of other frequencies are very lower than the limit and not show in test report.

Product : Intel® Wireless-AC 9560
Test Item : Harmonic Radiated Emission Data
Test Date : 2018/12/25
Test Mode : Mode 2 SISO B: Transmit (802.11n-40BW_15Mbps)(5590MHz)

Horizontal

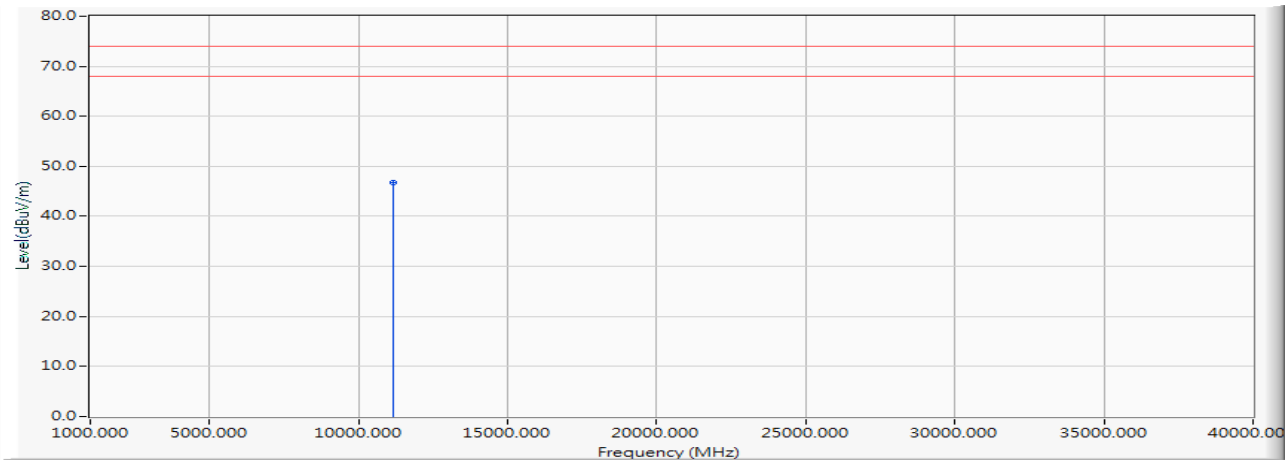

		Frequency (MHz)	Correct Factor (dB)	Reading Level (dBµV)	Measure Level (dBµV/m)	Margin (dB)	Limit (dBµV/m)	Detector Type
1	*	11180.000	1.221	45.500	46.721	-27.279	74.000	PEAK

Note:

1. All Readings below 1GHz are Quasi-Peak, above 1GHz are performed with peak and/or average measurements as necessary.
2. Measurement Level = Reading Level + Correct Factor.
3. Correct Factor = Antenna factor + Cable loss –Amplifier gain.
4. The average measurement was not performed when the peak measured data under the limit of average detection.
5. The emission levels of other frequencies are very lower than the limit and not show in test report.

Product : Intel® Wireless-AC 9560
Test Item : Harmonic Radiated Emission Data
Test Date : 2018/12/25
Test Mode : Mode 2 SISO B: Transmit (802.11n-40BW_15Mbps)(5590MHz)

Vertical

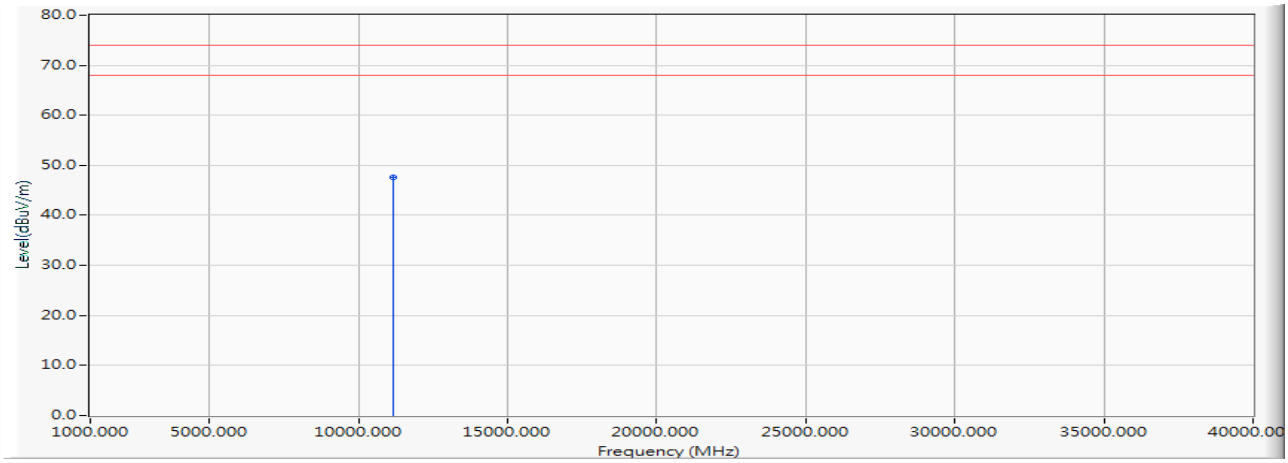

		Frequency (MHz)	Correct Factor (dB)	Reading Level (dBµV)	Measure Level (dBµV/m)	Margin (dB)	Limit (dBµV/m)	Detector Type
1	*	11180.000	1.221	46.300	47.521	-26.479	74.000	PEAK

Note:

1. All Readings below 1GHz are Quasi-Peak, above 1GHz are performed with peak and/or average measurements as necessary.
2. Measurement Level = Reading Level + Correct Factor.
3. Correct Factor = Antenna factor + Cable loss –Amplifier gain.
4. The average measurement was not performed when the peak measured data under the limit of average detection.
5. The emission levels of other frequencies are very lower than the limit and not show in test report.

Product : Intel® Wireless-AC 9560
Test Item : Harmonic Radiated Emission Data
Test Date : 2018/12/25
Test Mode : Mode 2 SISO B: Transmit (802.11n-40BW_15Mbps)(5670MHz)

Horizontal

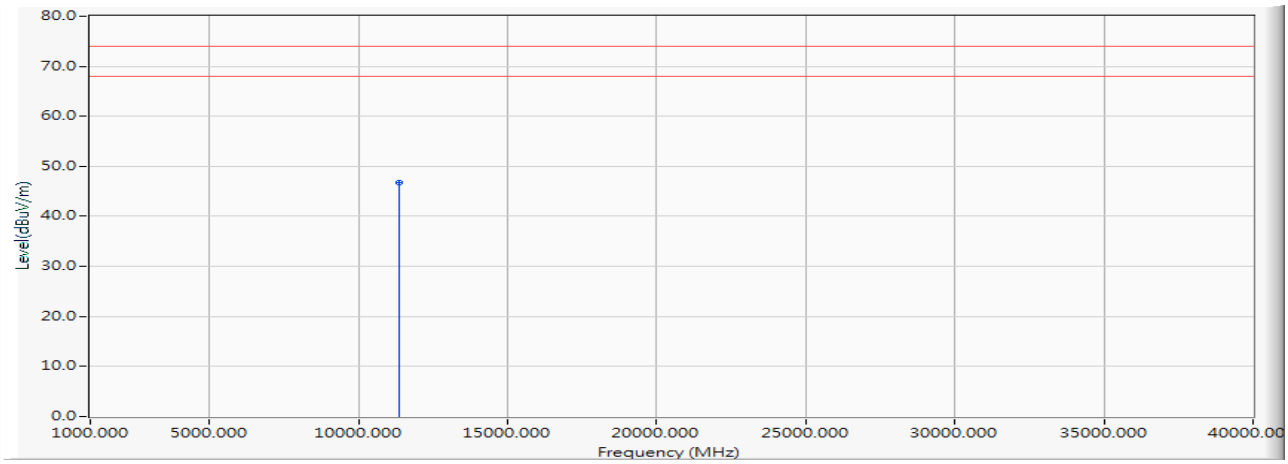

		Frequency (MHz)	Correct Factor (dB)	Reading Level (dBµV)	Measure Level (dBµV/m)	Margin (dB)	Limit (dBµV/m)	Detector Type
1	*	11340.000	1.482	45.310	46.791	-27.209	74.000	PEAK

Note:

1. All Readings below 1GHz are Quasi-Peak, above 1GHz are performed with peak and/or average measurements as necessary.
2. Measurement Level = Reading Level + Correct Factor.
3. Correct Factor = Antenna factor + Cable loss –Amplifier gain.
4. The average measurement was not performed when the peak measured data under the limit of average detection.
5. The emission levels of other frequencies are very lower than the limit and not show in test report.

Product : Intel® Wireless-AC 9560
Test Item : Harmonic Radiated Emission Data
Test Date : 2018/12/25
Test Mode : Mode 2 SISO B: Transmit (802.11n-40BW_15Mbps)(5670MHz)

Vertical

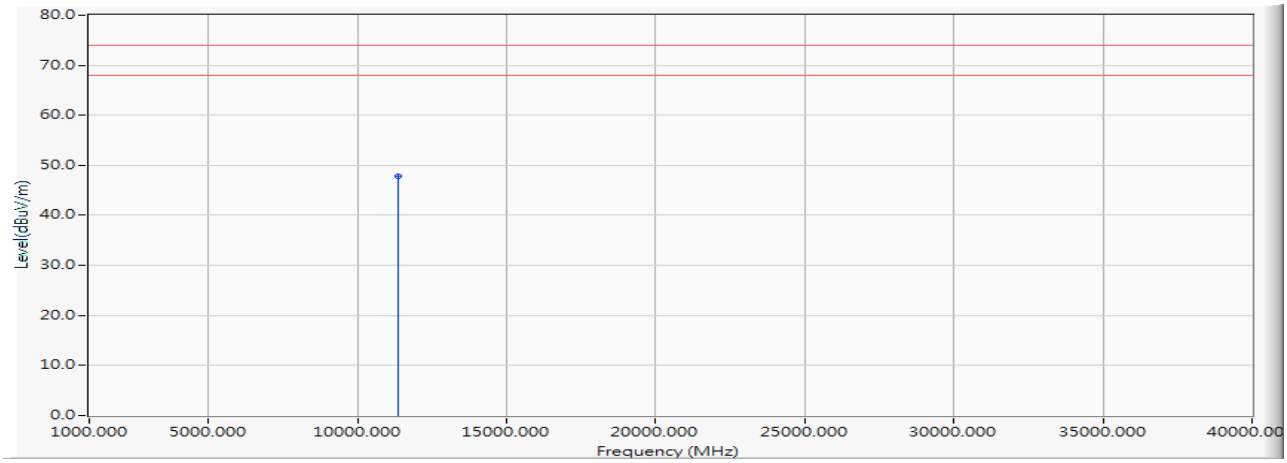

		Frequency (MHz)	Correct Factor (dB)	Reading Level (dBµV)	Measure Level (dBµV/m)	Margin (dB)	Limit (dBµV/m)	Detector Type
1	*	11340.000	1.482	46.260	47.741	-26.259	74.000	PEAK

Note:

1. All Readings below 1GHz are Quasi-Peak, above 1GHz are performed with peak and/or average measurements as necessary.
2. Measurement Level = Reading Level + Correct Factor.
3. Correct Factor = Antenna factor + Cable loss –Amplifier gain.
4. The average measurement was not performed when the peak measured data under the limit of average detection.
5. The emission levels of other frequencies are very lower than the limit and not show in test report.

Product : Intel® Wireless-AC 9560
Test Item : Harmonic Radiated Emission Data
Test Date : 2018/12/25
Test Mode : Mode 2 SISO B: Transmit (802.11n-40BW_15Mbps)(5755MHz)

Horizontal

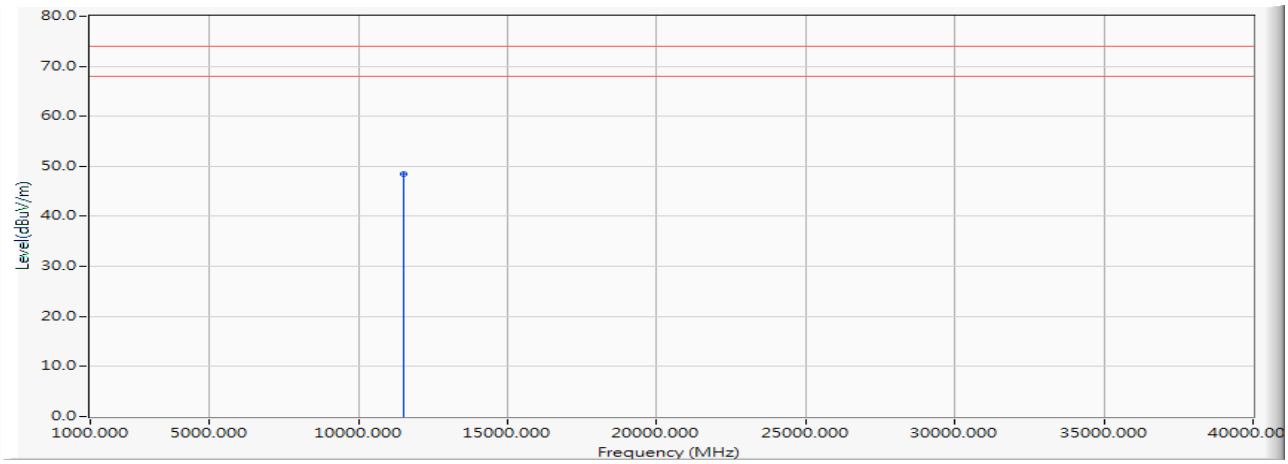

		Frequency (MHz)	Correct Factor (dB)	Reading Level (dBµV)	Measure Level (dBµV/m)	Margin (dB)	Limit (dBµV/m)	Detector Type
1	*	11510.000	1.898	46.580	48.479	-25.521	74.000	PEAK

Note:

1. All Readings below 1GHz are Quasi-Peak, above 1GHz are performed with peak and/or average measurements as necessary.
2. Measurement Level = Reading Level + Correct Factor.
3. Correct Factor = Antenna factor + Cable loss –Amplifier gain.
4. The average measurement was not performed when the peak measured data under the limit of average detection.
5. The emission levels of other frequencies are very lower than the limit and not show in test report.

Product : Intel® Wireless-AC 9560
Test Item : Harmonic Radiated Emission Data
Test Date : 2018/12/25
Test Mode : Mode 2 SISO B: Transmit (802.11n-40BW_15Mbps)(5755MHz)

Vertical

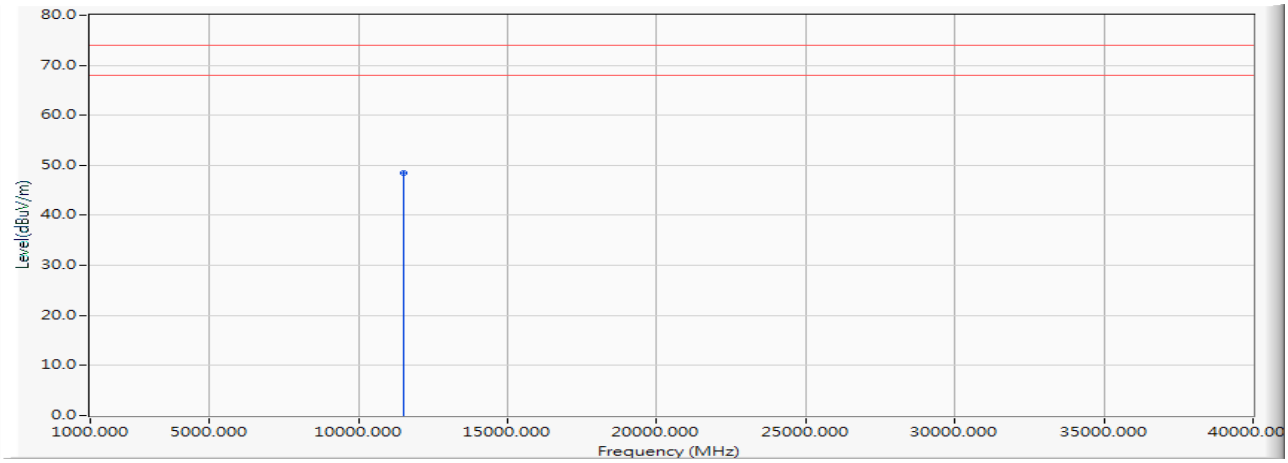

		Frequency (MHz)	Correct Factor (dB)	Reading Level (dBµV)	Measure Level (dBµV/m)	Margin (dB)	Limit (dBµV/m)	Detector Type
1	*	11510.000	1.898	46.580	48.479	-25.521	74.000	PEAK

Note:

1. All Readings below 1GHz are Quasi-Peak, above 1GHz are performed with peak and/or average measurements as necessary.
2. Measurement Level = Reading Level + Correct Factor.
3. Correct Factor = Antenna factor + Cable loss –Amplifier gain.
4. The average measurement was not performed when the peak measured data under the limit of average detection.
5. The emission levels of other frequencies are very lower than the limit and not show in test report.

Product : Intel® Wireless-AC 9560
Test Item : Harmonic Radiated Emission Data
Test Date : 2018/12/25
Test Mode : Mode 2 SISO B: Transmit (802.11n-40BW_15Mbps)(5795MHz)

Horizontal

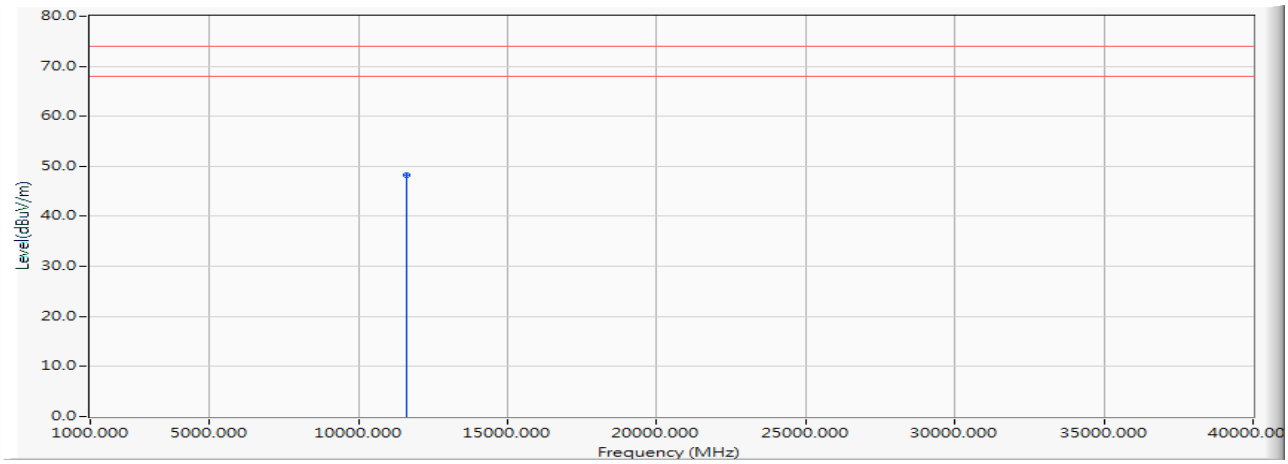

		Frequency (MHz)	Correct Factor (dB)	Reading Level (dBµV)	Measure Level (dBµV/m)	Margin (dB)	Limit (dBµV/m)	Detector Type
1	*	11590.000	2.014	46.290	48.303	-25.697	74.000	PEAK

Note:

1. All Readings below 1GHz are Quasi-Peak, above 1GHz are performed with peak and/or average measurements as necessary.
2. Measurement Level = Reading Level + Correct Factor.
3. Correct Factor = Antenna factor + Cable loss –Amplifier gain.
4. The average measurement was not performed when the peak measured data under the limit of average detection.
5. The emission levels of other frequencies are very lower than the limit and not show in test report.

Product : Intel® Wireless-AC 9560
Test Item : Harmonic Radiated Emission Data
Test Date : 2018/12/25
Test Mode : Mode 2 SISO B: Transmit (802.11n-40BW_15Mbps)(5795MHz)

Vertical

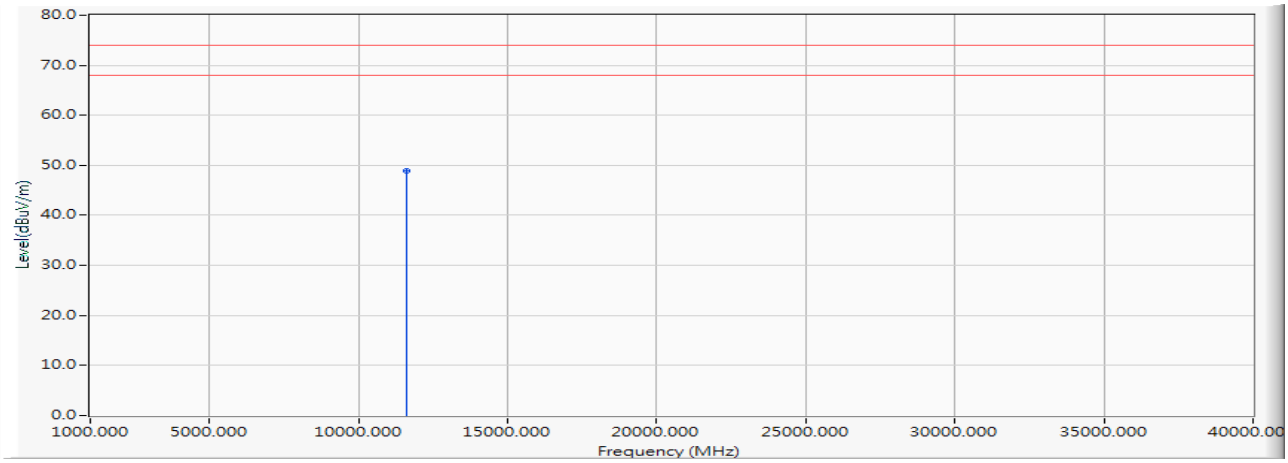

		Frequency (MHz)	Correct Factor (dB)	Reading Level (dBµV)	Measure Level (dBµV/m)	Margin (dB)	Limit (dBµV/m)	Detector Type
1	*	11590.000	2.014	46.810	48.823	-25.177	74.000	PEAK

Note:

1. All Readings below 1GHz are Quasi-Peak, above 1GHz are performed with peak and/or average measurements as necessary.
2. Measurement Level = Reading Level + Correct Factor.
3. Correct Factor = Antenna factor + Cable loss –Amplifier gain.
4. The average measurement was not performed when the peak measured data under the limit of average detection.
5. The emission levels of other frequencies are very lower than the limit and not show in test report.

Product : Intel® Wireless-AC 9560
Test Item : Harmonic Radiated Emission Data
Test Date : 2018/12/25
Test Mode : Mode 2 SISO B: Transmit (802.11ac-20BW_7.2Mbps)(5720MHz)

Horizontal

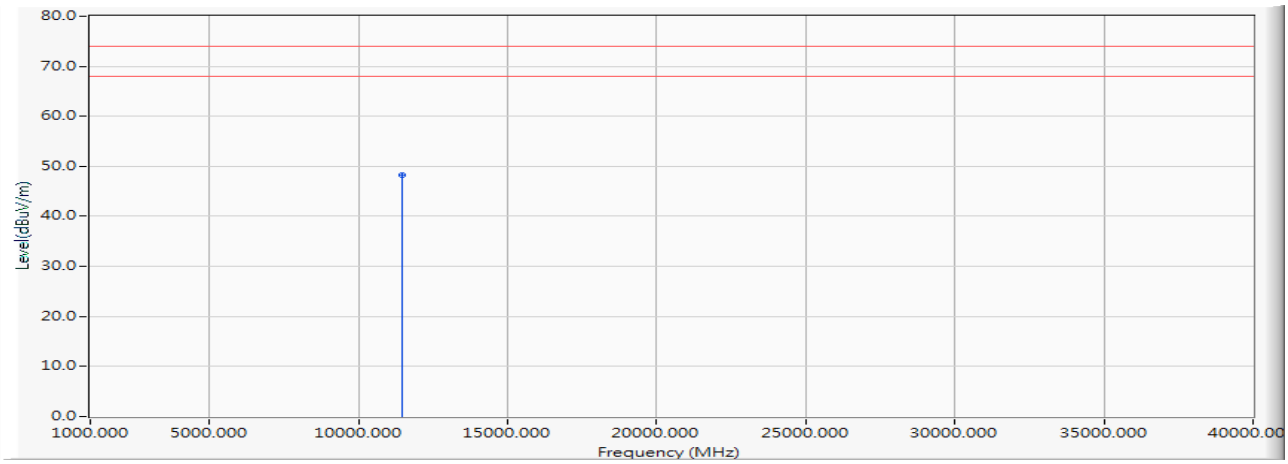

		Frequency (MHz)	Correct Factor (dB)	Reading Level (dBµV)	Measure Level (dBµV/m)	Margin (dB)	Limit (dBµV/m)	Detector Type
1	*	11440.000	1.767	46.430	48.197	-25.803	74.000	PEAK

Note:

1. All Readings below 1GHz are Quasi-Peak, above 1GHz are performed with peak and/or average measurements as necessary.
2. Measurement Level = Reading Level + Correct Factor.
3. Correct Factor = Antenna factor + Cable loss –Amplifier gain.
4. The average measurement was not performed when the peak measured data under the limit of average detection.
5. The emission levels of other frequencies are very lower than the limit and not show in test report.

Product : Intel® Wireless-AC 9560
Test Item : Harmonic Radiated Emission Data
Test Date : 2018/12/25
Test Mode : Mode 2 SISO B: Transmit (802.11ac-20BW_7.2Mbps)(5720MHz)

Vertical

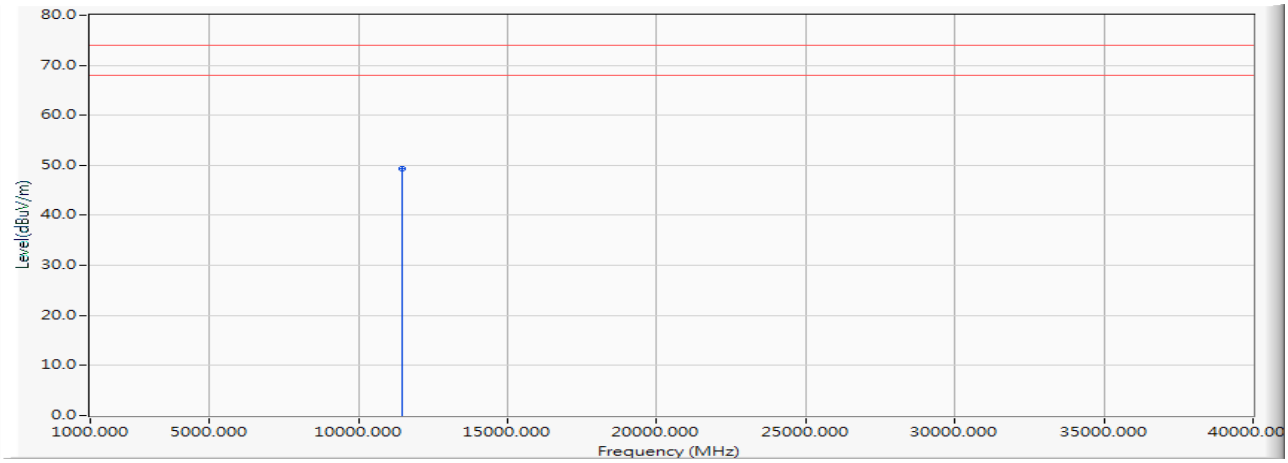

		Frequency (MHz)	Correct Factor (dB)	Reading Level (dBµV)	Measure Level (dBµV/m)	Margin (dB)	Limit (dBµV/m)	Detector Type
1	*	11440.000	1.767	47.550	49.317	-24.683	74.000	PEAK

Note:

1. All Readings below 1GHz are Quasi-Peak, above 1GHz are performed with peak and/or average measurements as necessary.
2. Measurement Level = Reading Level + Correct Factor.
3. Correct Factor = Antenna factor + Cable loss –Amplifier gain.
4. The average measurement was not performed when the peak measured data under the limit of average detection.
5. The emission levels of other frequencies are very lower than the limit and not show in test report.

Product : Intel® Wireless-AC 9560
Test Item : Harmonic Radiated Emission Data
Test Date : 2018/12/25
Test Mode : Mode 2 SISO B: Transmit (802.11ac-40BW_15Mbps)(5710MHz)

Horizontal

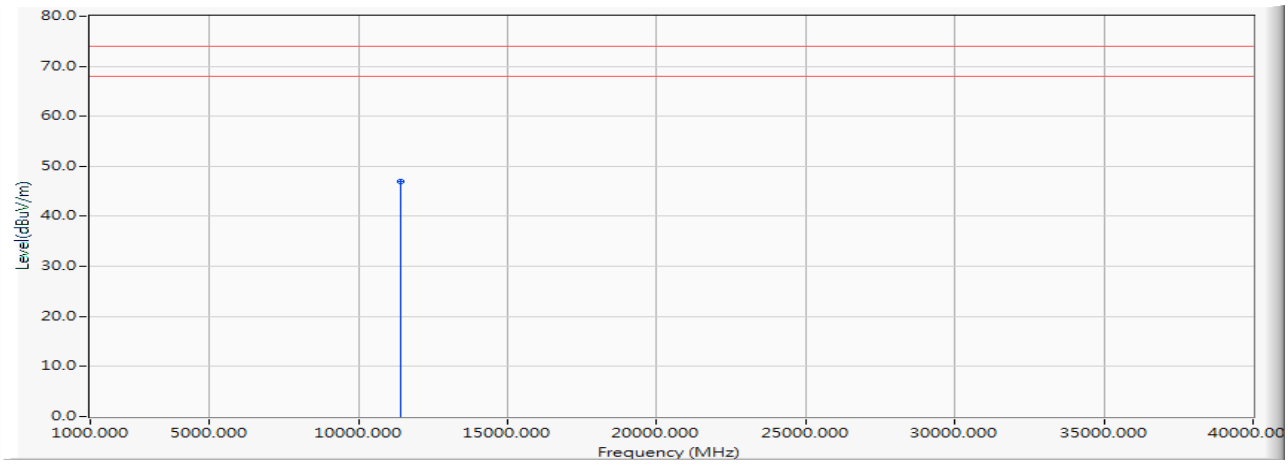

		Frequency (MHz)	Correct Factor (dB)	Reading Level (dBµV)	Measure Level (dBµV/m)	Margin (dB)	Limit (dBµV/m)	Detector Type
1	*	11420.000	1.708	45.340	47.048	-26.952	74.000	PEAK

Note:

1. All Readings below 1GHz are Quasi-Peak, above 1GHz are performed with peak and/or average measurements as necessary.
2. Measurement Level = Reading Level + Correct Factor.
3. Correct Factor = Antenna factor + Cable loss –Amplifier gain.
4. The average measurement was not performed when the peak measured data under the limit of average detection.
5. The emission levels of other frequencies are very lower than the limit and not show in test report.

Product	:	Intel® Wireless-AC 9560
Test Item	:	Harmonic Radiated Emission Data
Test Date	:	2018/12/25
Test Mode	:	Mode 2 SISO B: Transmit (802.11ac-40BW_15Mbps)(5710MHz)

Vertical

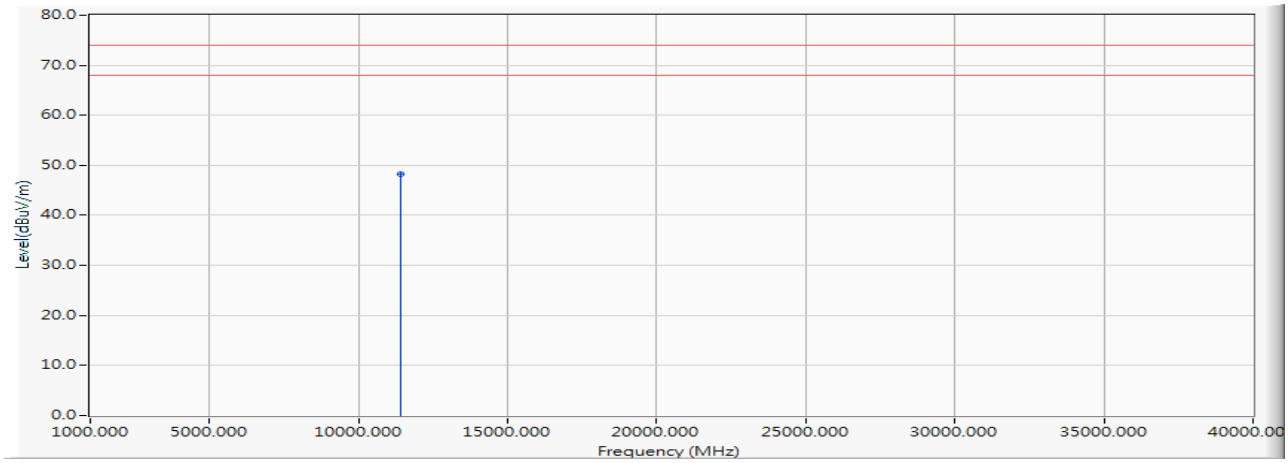

		Frequency (MHz)	Correct Factor (dB)	Reading Level (dBµV)	Measure Level (dBµV/m)	Margin (dB)	Limit (dBµV/m)	Detector Type
1	*	11420.000	1.708	46.620	48.328	-25.672	74.000	PEAK

Note:

1. All Readings below 1GHz are Quasi-Peak, above 1GHz are performed with peak and/or average measurements as necessary.
2. Measurement Level = Reading Level + Correct Factor.
3. Correct Factor = Antenna factor + Cable loss –Amplifier gain.
4. The average measurement was not performed when the peak measured data under the limit of average detection.
5. The emission levels of other frequencies are very lower than the limit and not show in test report.

Product : Intel® Wireless-AC 9560
Test Item : Harmonic Radiated Emission Data
Test Date : 2018/12/25
Test Mode : Mode 2 SISO B: Transmit (802.11ac-80BW_32.5Mbps)(5210MHz)

Horizontal

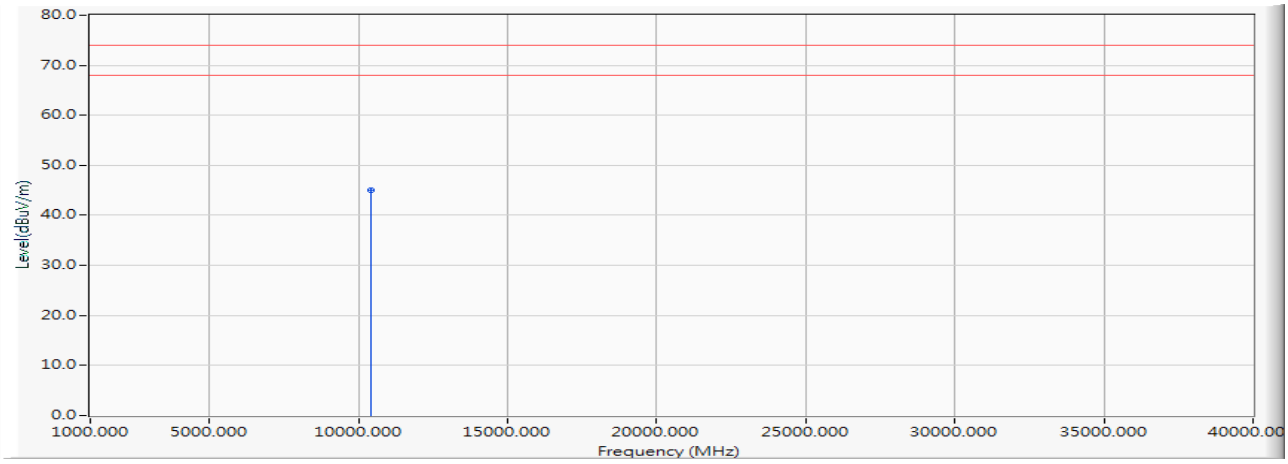

		Frequency (MHz)	Correct Factor (dB)	Reading Level (dBµV)	Measure Level (dBµV/m)	Margin (dB)	Limit (dBµV/m)	Detector Type
1	*	10420.000	0.191	44.810	45.001	-28.999	74.000	PEAK

Note:

1. All Readings below 1GHz are Quasi-Peak, above 1GHz are performed with peak and/or average measurements as necessary.
2. Measurement Level = Reading Level + Correct Factor.
3. Correct Factor = Antenna factor + Cable loss –Amplifier gain.
4. The average measurement was not performed when the peak measured data under the limit of average detection.
5. The emission levels of other frequencies are very lower than the limit and not show in test report.

Product : Intel® Wireless-AC 9560
Test Item : Harmonic Radiated Emission Data
Test Date : 2018/12/25
Test Mode : Mode 2 SISO B: Transmit (802.11ac-80BW_32.5Mbps)(5210MHz)

Vertical

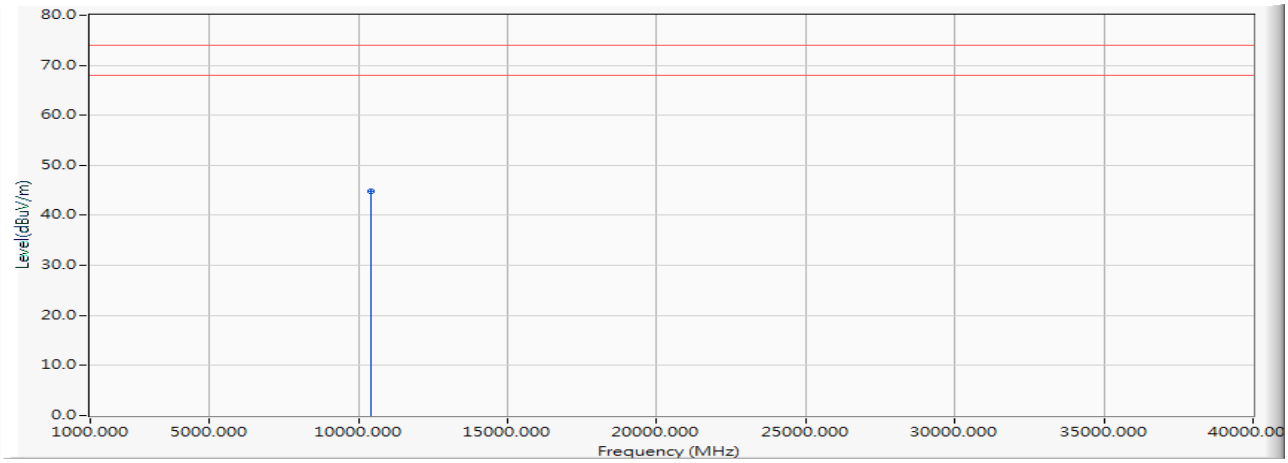

		Frequency (MHz)	Correct Factor (dB)	Reading Level (dBµV)	Measure Level (dBµV/m)	Margin (dB)	Limit (dBµV/m)	Detector Type
1	*	10420.000	0.191	44.730	44.921	-29.079	74.000	PEAK

Note:

1. All Readings below 1GHz are Quasi-Peak, above 1GHz are performed with peak and/or average measurements as necessary.
2. Measurement Level = Reading Level + Correct Factor.
3. Correct Factor = Antenna factor + Cable loss –Amplifier gain.
4. The average measurement was not performed when the peak measured data under the limit of average detection.
5. The emission levels of other frequencies are very lower than the limit and not show in test report.

Product : Intel® Wireless-AC 9560
Test Item : Harmonic Radiated Emission Data
Test Date : 2018/12/25
Test Mode : Mode 2 SISO B: Transmit (802.11ac-80BW_32.5Mbps)(5290MHz)

Horizontal

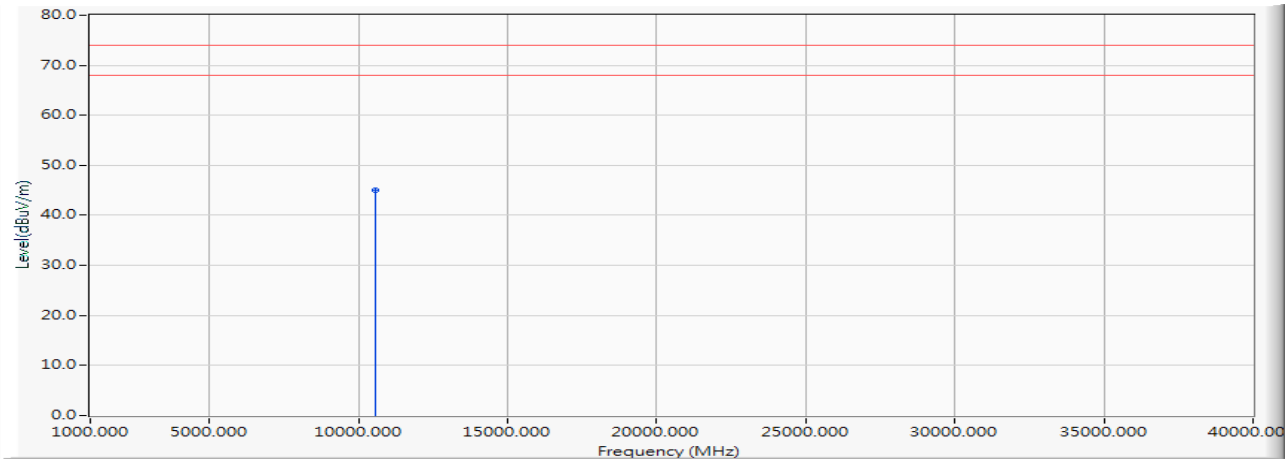

		Frequency (MHz)	Correct Factor (dB)	Reading Level (dBµV)	Measure Level (dBµV/m)	Margin (dB)	Limit (dBµV/m)	Detector Type
1	*	10580.000	0.463	44.650	45.113	-28.887	74.000	PEAK

Note:

1. All Readings below 1GHz are Quasi-Peak, above 1GHz are performed with peak and/or average measurements as necessary.
2. Measurement Level = Reading Level + Correct Factor.
3. Correct Factor = Antenna factor + Cable loss –Amplifier gain.
4. The average measurement was not performed when the peak measured data under the limit of average detection.
5. The emission levels of other frequencies are very lower than the limit and not show in test report.

Product : Intel® Wireless-AC 9560
Test Item : Harmonic Radiated Emission Data
Test Date : 2018/12/25
Test Mode : Mode 2 SISO B: Transmit (802.11ac-80BW_32.5Mbps)(5290MHz)

Vertical

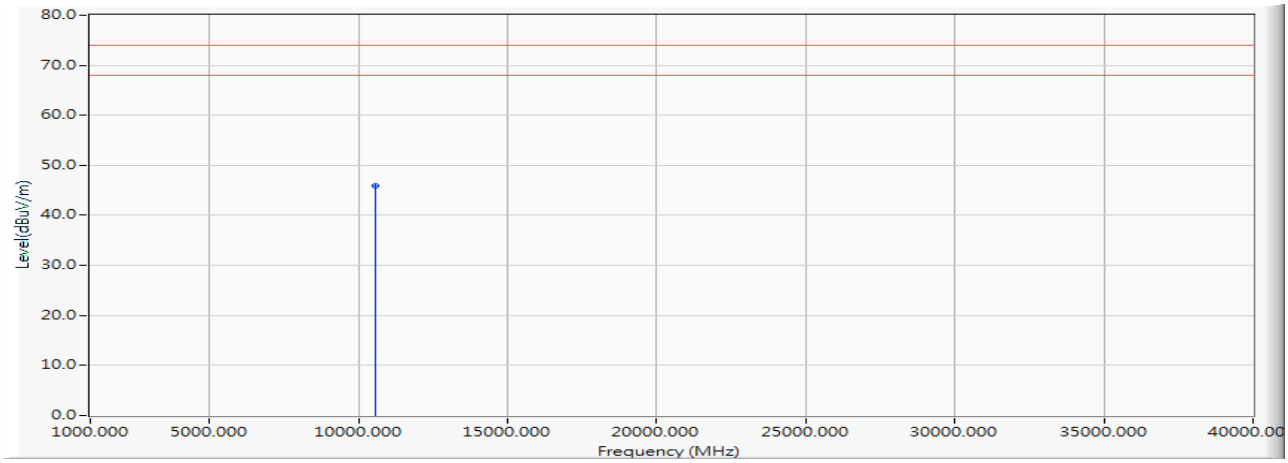

		Frequency (MHz)	Correct Factor (dB)	Reading Level (dBµV)	Measure Level (dBµV/m)	Margin (dB)	Limit (dBµV/m)	Detector Type
1	*	10580.000	0.463	45.330	45.793	-28.207	74.000	PEAK

Note:

1. All Readings below 1GHz are Quasi-Peak, above 1GHz are performed with peak and/or average measurements as necessary.
2. Measurement Level = Reading Level + Correct Factor.
3. Correct Factor = Antenna factor + Cable loss –Amplifier gain.
4. The average measurement was not performed when the peak measured data under the limit of average detection.
5. The emission levels of other frequencies are very lower than the limit and not show in test report.

Product : Intel® Wireless-AC 9560
Test Item : Harmonic Radiated Emission Data
Test Date : 2018/12/25
Test Mode : Mode 2 SISO B: Transmit (802.11ac-80BW_32.5Mbps)(5530MHz)

Horizontal

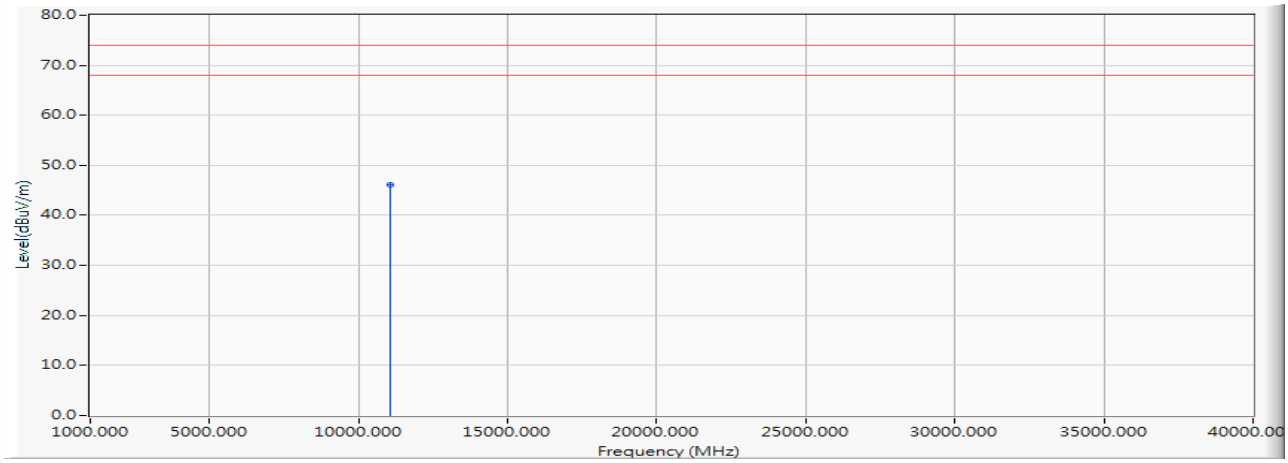

		Frequency (MHz)	Correct Factor (dB)	Reading Level (dBµV)	Measure Level (dBµV/m)	Margin (dB)	Limit (dBµV/m)	Detector Type
1	*	11060.000	1.130	44.930	46.061	-27.939	74.000	PEAK

Note:

1. All Readings below 1GHz are Quasi-Peak, above 1GHz are performed with peak and/or average measurements as necessary.
2. Measurement Level = Reading Level + Correct Factor.
3. Correct Factor = Antenna factor + Cable loss –Amplifier gain.
4. The average measurement was not performed when the peak measured data under the limit of average detection.
5. The emission levels of other frequencies are very lower than the limit and not show in test report.

Product : Intel® Wireless-AC 9560
Test Item : Harmonic Radiated Emission Data
Test Date : 2018/12/25
Test Mode : Mode 2 SISO B: Transmit (802.11ac-80BW_32.5Mbps)(5530MHz)

Vertical

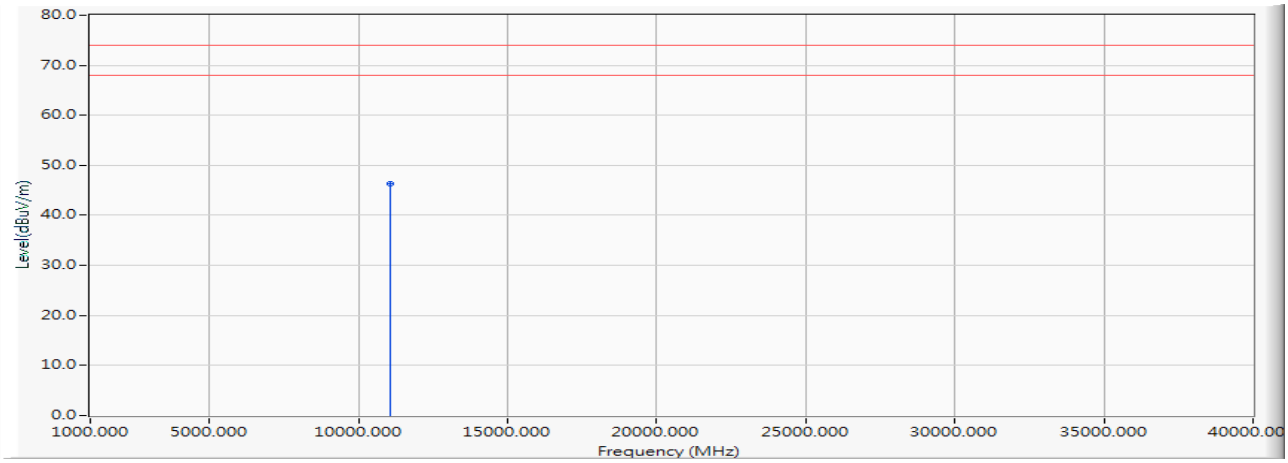

		Frequency (MHz)	Correct Factor (dB)	Reading Level (dBµV)	Measure Level (dBµV/m)	Margin (dB)	Limit (dBµV/m)	Detector Type
1	*	11060.000	1.130	45.150	46.281	-27.719	74.000	PEAK

Note:

1. All Readings below 1GHz are Quasi-Peak, above 1GHz are performed with peak and/or average measurements as necessary.
2. Measurement Level = Reading Level + Correct Factor.
3. Correct Factor = Antenna factor + Cable loss –Amplifier gain.
4. The average measurement was not performed when the peak measured data under the limit of average detection.
5. The emission levels of other frequencies are very lower than the limit and not show in test report.

Product : Intel® Wireless-AC 9560
Test Item : Harmonic Radiated Emission Data
Test Date : 2018/12/25
Test Mode : Mode 2 SISO B: Transmit (802.11ac-80BW_32.5Mbps)(5610MHz)

Horizontal

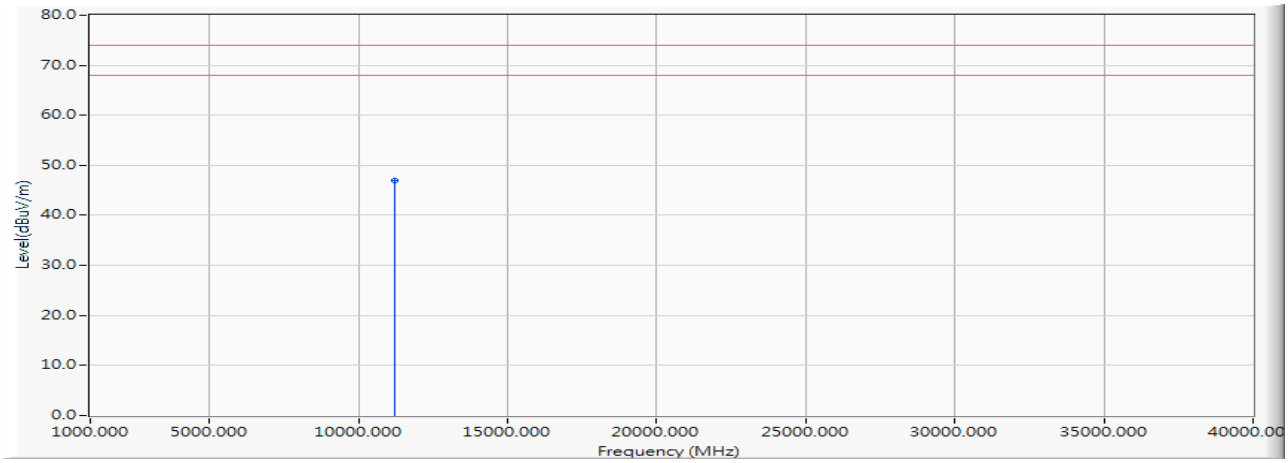

		Frequency (MHz)	Correct Factor (dB)	Reading Level (dBµV)	Measure Level (dBµV/m)	Margin (dB)	Limit (dBµV/m)	Detector Type
1	*	11220.000	1.247	45.670	46.917	-27.083	74.000	PEAK

Note:

1. All Readings below 1GHz are Quasi-Peak, above 1GHz are performed with peak and/or average measurements as necessary.
2. Measurement Level = Reading Level + Correct Factor.
3. Correct Factor = Antenna factor + Cable loss –Amplifier gain.
4. The average measurement was not performed when the peak measured data under the limit of average detection.
5. The emission levels of other frequencies are very lower than the limit and not show in test report.

Product : Intel® Wireless-AC 9560
Test Item : Harmonic Radiated Emission Data
Test Date : 2018/12/25
Test Mode : Mode 2 SISO B: Transmit (802.11ac-80BW_32.5Mbps)(5610MHz)

Vertical

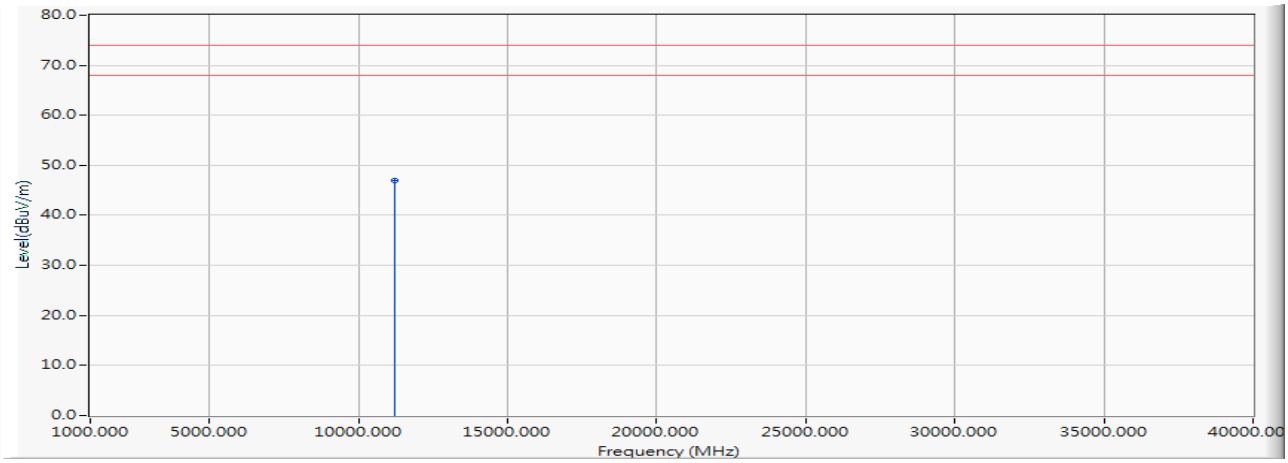

		Frequency (MHz)	Correct Factor (dB)	Reading Level (dBµV)	Measure Level (dBµV/m)	Margin (dB)	Limit (dBµV/m)	Detector Type
1	*	11220.000	1.247	45.810	47.057	-26.943	74.000	PEAK

Note:

1. All Readings below 1GHz are Quasi-Peak, above 1GHz are performed with peak and/or average measurements as necessary.
2. Measurement Level = Reading Level + Correct Factor.
3. Correct Factor = Antenna factor + Cable loss –Amplifier gain.
4. The average measurement was not performed when the peak measured data under the limit of average detection.
5. The emission levels of other frequencies are very lower than the limit and not show in test report.

Product : Intel® Wireless-AC 9560
Test Item : Harmonic Radiated Emission Data
Test Date : 2018/12/25
Test Mode : Mode 2 SISO B: Transmit (802.11ac-80BW_32.5Mbps)(5690MHz)

Horizontal

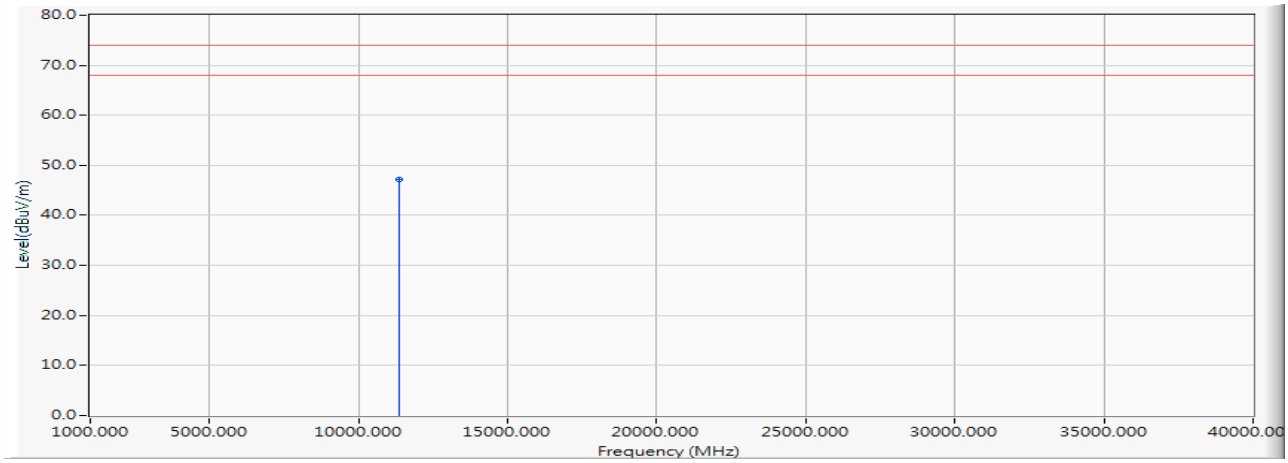

		Frequency (MHz)	Correct Factor (dB)	Reading Level (dBµV)	Measure Level (dBµV/m)	Margin (dB)	Limit (dBµV/m)	Detector Type
1	*	11380.000	1.604	45.680	47.283	-26.717	74.000	PEAK

Note:

1. All Readings below 1GHz are Quasi-Peak, above 1GHz are performed with peak and/or average measurements as necessary.
2. Measurement Level = Reading Level + Correct Factor.
3. Correct Factor = Antenna factor + Cable loss –Amplifier gain.
4. The average measurement was not performed when the peak measured data under the limit of average detection.
5. The emission levels of other frequencies are very lower than the limit and not show in test report.

Product : Intel® Wireless-AC 9560
Test Item : Harmonic Radiated Emission Data
Test Date : 2018/12/25
Test Mode : Mode 2 SISO B: Transmit (802.11ac-80BW_32.5Mbps)(5690MHz)

Vertical

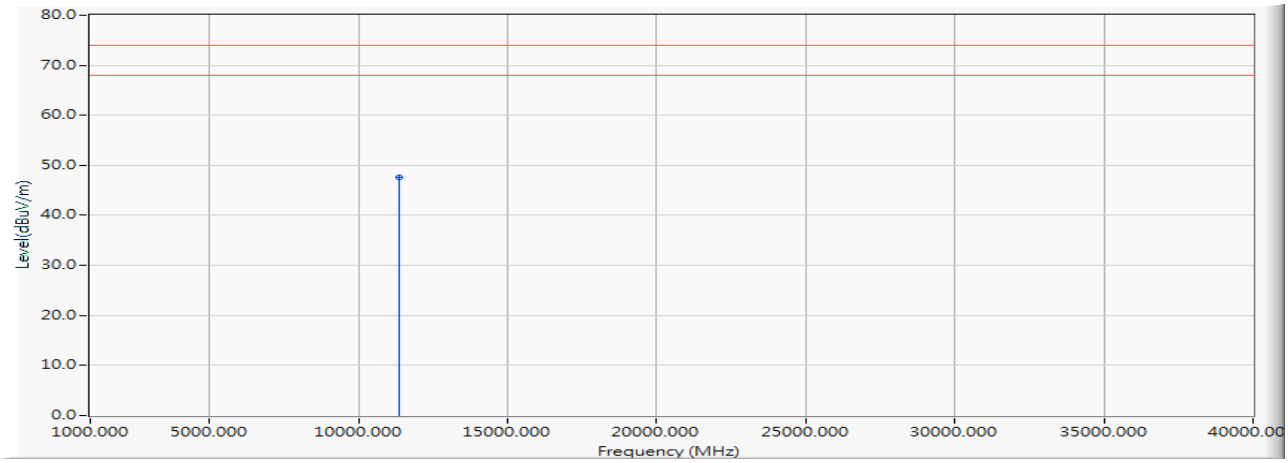

		Frequency (MHz)	Correct Factor (dB)	Reading Level (dBµV)	Measure Level (dBµV/m)	Margin (dB)	Limit (dBµV/m)	Detector Type
1	*	11380.000	1.604	46.020	47.623	-26.377	74.000	PEAK

Note:

1. All Readings below 1GHz are Quasi-Peak, above 1GHz are performed with peak and/or average measurements as necessary.
2. Measurement Level = Reading Level + Correct Factor.
3. Correct Factor = Antenna factor + Cable loss –Amplifier gain.
4. The average measurement was not performed when the peak measured data under the limit of average detection.
5. The emission levels of other frequencies are very lower than the limit and not show in test report.

Product : Intel® Wireless-AC 9560
Test Item : Harmonic Radiated Emission Data
Test Date : 2018/12/25
Test Mode : Mode 2 SISO B: Transmit (802.11ac-80BW_32.5Mbps)(5775MHz)

Horizontal

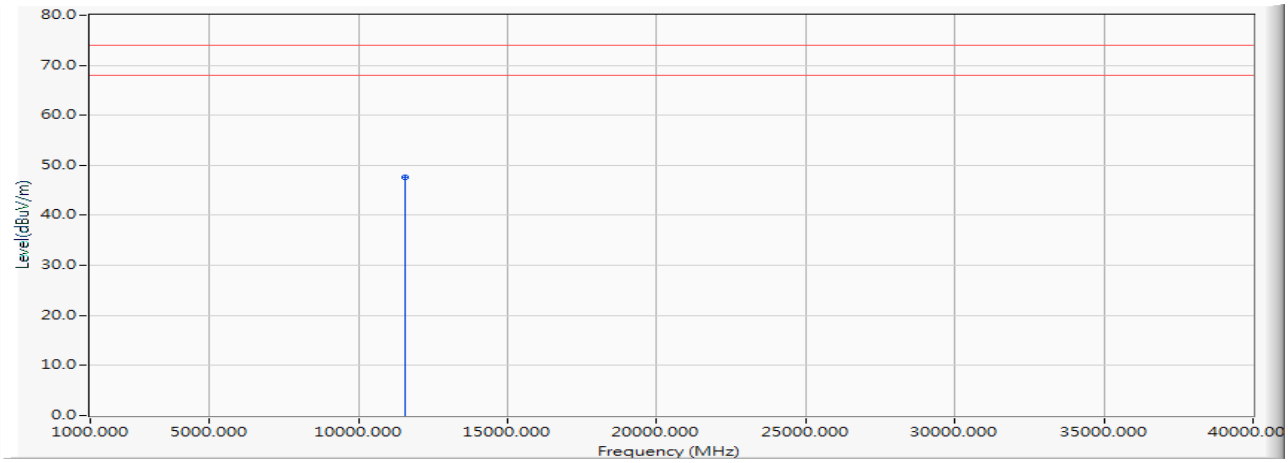

		Frequency (MHz)	Correct Factor (dB)	Reading Level (dBµV)	Measure Level (dBµV/m)	Margin (dB)	Limit (dBµV/m)	Detector Type
1	*	11550.000	1.987	45.630	47.617	-26.383	74.000	PEAK

Note:

1. All Readings below 1GHz are Quasi-Peak, above 1GHz are performed with peak and/or average measurements as necessary.
2. Measurement Level = Reading Level + Correct Factor.
3. Correct Factor = Antenna factor + Cable loss –Amplifier gain.
4. The average measurement was not performed when the peak measured data under the limit of average detection.
5. The emission levels of other frequencies are very lower than the limit and not show in test report.

Product : Intel® Wireless-AC 9560
Test Item : Harmonic Radiated Emission Data
Test Date : 2018/12/25
Test Mode : Mode 2 SISO B: Transmit (802.11ac-80BW_32.5Mbps)(5775MHz)

Vertical

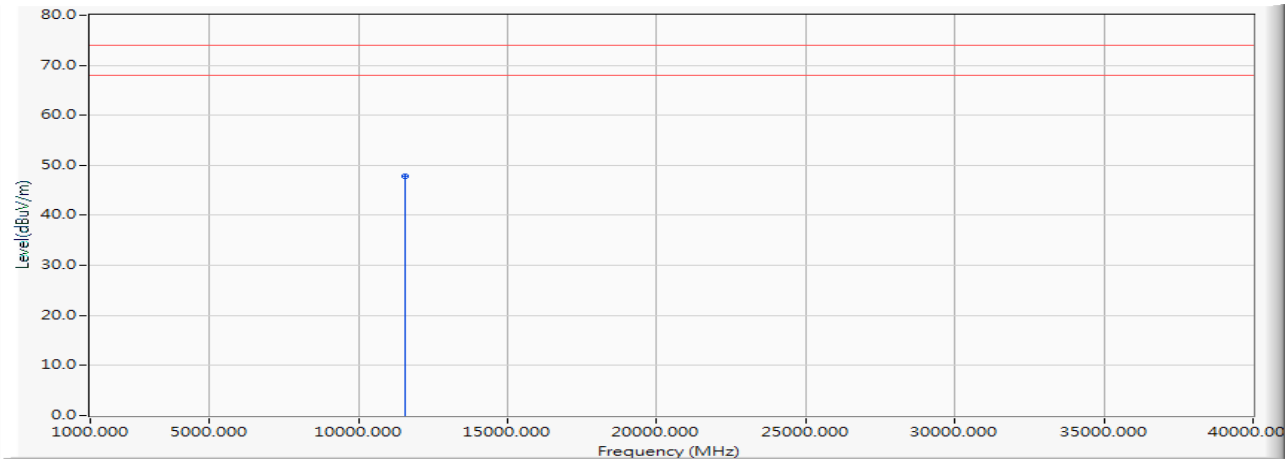

		Frequency (MHz)	Correct Factor (dB)	Reading Level (dBµV)	Measure Level (dBµV/m)	Margin (dB)	Limit (dBµV/m)	Detector Type
1	*	11550.000	1.987	45.910	47.897	-26.103	74.000	PEAK

Note:

1. All Readings below 1GHz are Quasi-Peak, above 1GHz are performed with peak and/or average measurements as necessary.
2. Measurement Level = Reading Level + Correct Factor.
3. Correct Factor = Antenna factor + Cable loss –Amplifier gain.
4. The average measurement was not performed when the peak measured data under the limit of average detection.
5. The emission levels of other frequencies are very lower than the limit and not show in test report.

Product : Intel® Wireless-AC 9560
Test Item : Harmonic Radiated Emission Data
Test Date : 2018/12/25
Test Mode : Mode 2 SISO B: Transmit (802.11ac-160BW_65Mbps)(5250MHz)

Horizontal

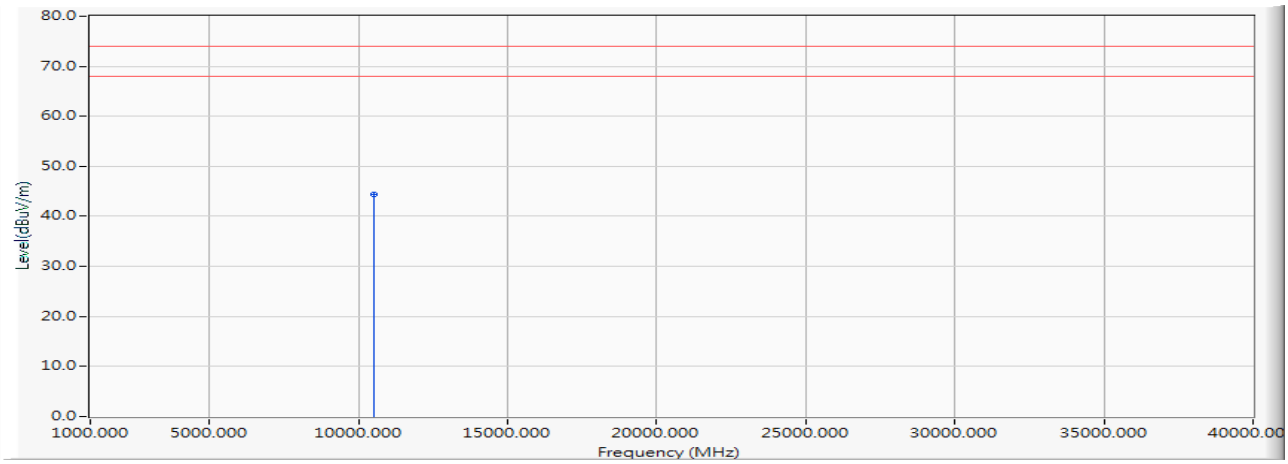

		Frequency (MHz)	Correct Factor (dB)	Reading Level (dBµV)	Measure Level (dBµV/m)	Margin (dB)	Limit (dBµV/m)	Detector Type
1	*	10500.000	0.279	44.020	44.299	-29.701	74.000	PEAK

Note:

1. All Readings below 1GHz are Quasi-Peak, above 1GHz are performed with peak and/or average measurements as necessary.
2. Measurement Level = Reading Level + Correct Factor.
3. Correct Factor = Antenna factor + Cable loss –Amplifier gain.
4. The average measurement was not performed when the peak measured data under the limit of average detection.
5. The emission levels of other frequencies are very lower than the limit and not show in test report.

Product : Intel® Wireless-AC 9560
Test Item : Harmonic Radiated Emission Data
Test Date : 2018/12/25
Test Mode : Mode 2 SISO B: Transmit (802.11ac-160BW_65Mbps)(5250MHz)

Vertical

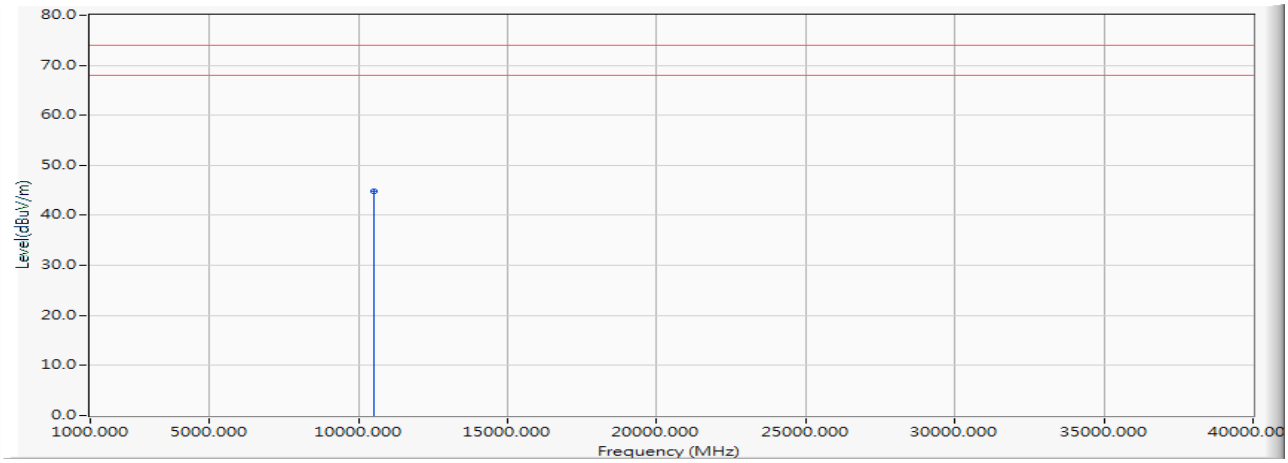

		Frequency (MHz)	Correct Factor (dB)	Reading Level (dBµV)	Measure Level (dBµV/m)	Margin (dB)	Limit (dBµV/m)	Detector Type
1	*	10500.000	0.279	44.540	44.819	-29.181	74.000	PEAK

Note:

1. All Readings below 1GHz are Quasi-Peak, above 1GHz are performed with peak and/or average measurements as necessary.
2. Measurement Level = Reading Level + Correct Factor.
3. Correct Factor = Antenna factor + Cable loss –Amplifier gain.
4. The average measurement was not performed when the peak measured data under the limit of average detection.
5. The emission levels of other frequencies are very lower than the limit and not show in test report.

Product : Intel® Wireless-AC 9560
Test Item : Harmonic Radiated Emission Data
Test Date : 2018/12/25
Test Mode : Mode 2 SISO B: Transmit (802.11ac-160BW_65Mbps)(5570MHz)

Horizontal

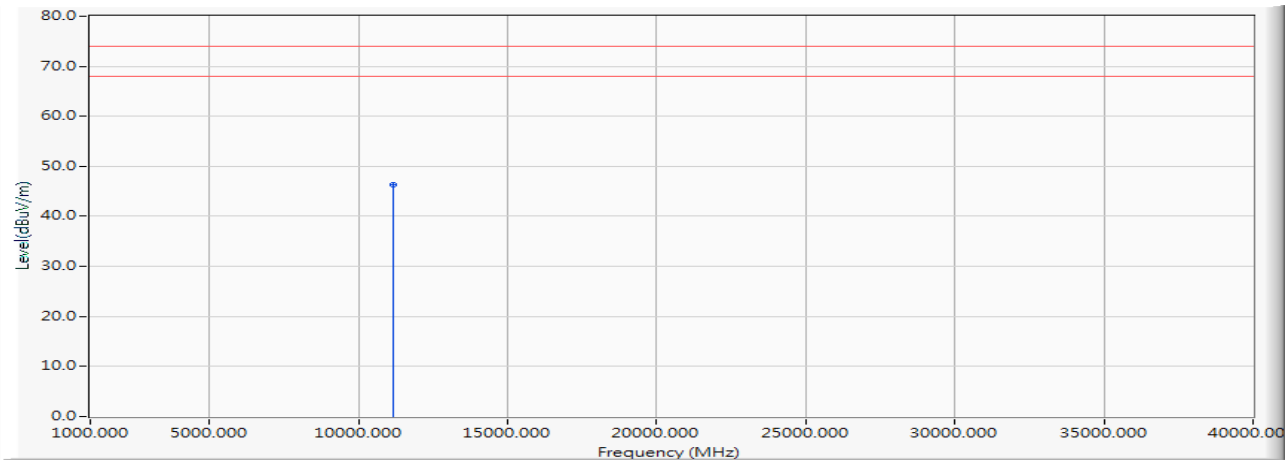

		Frequency (MHz)	Correct Factor (dB)	Reading Level (dBµV)	Measure Level (dBµV/m)	Margin (dB)	Limit (dBµV/m)	Detector Type
1	*	11140.000	1.155	45.110	46.264	-27.736	74.000	PEAK

Note:

1. All Readings below 1GHz are Quasi-Peak, above 1GHz are performed with peak and/or average measurements as necessary.
2. Measurement Level = Reading Level + Correct Factor.
3. Correct Factor = Antenna factor + Cable loss –Amplifier gain.
4. The average measurement was not performed when the peak measured data under the limit of average detection.
5. The emission levels of other frequencies are very lower than the limit and not show in test report.

Product : Intel® Wireless-AC 9560
Test Item : Harmonic Radiated Emission Data
Test Date : 2018/12/25
Test Mode : Mode 2 SISO B: Transmit (802.11ac-160BW_65Mbps)(5570MHz)

Vertical

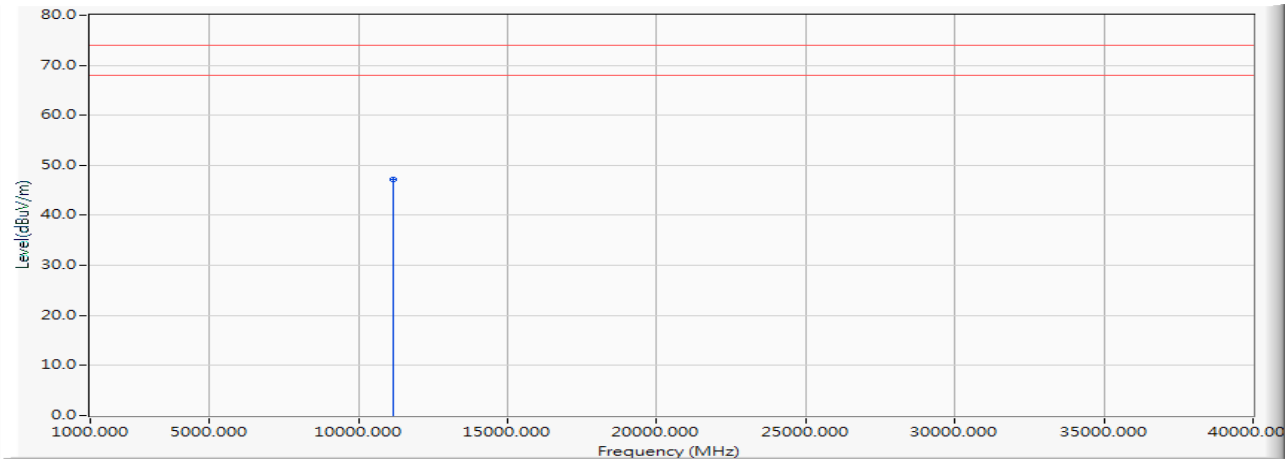

		Frequency (MHz)	Correct Factor (dB)	Reading Level (dBµV)	Measure Level (dBµV/m)	Margin (dB)	Limit (dBµV/m)	Detector Type
1	*	11140.000	1.155	45.930	47.084	-26.916	74.000	PEAK

Note:

1. All Readings below 1GHz are Quasi-Peak, above 1GHz are performed with peak and/or average measurements as necessary.
2. Measurement Level = Reading Level + Correct Factor.
3. Correct Factor = Antenna factor + Cable loss –Amplifier gain.
4. The average measurement was not performed when the peak measured data under the limit of average detection.
5. The emission levels of other frequencies are very lower than the limit and not show in test report.

Product : Intel® Wireless-AC 9560
Test Item : Harmonic Radiated Emission Data
Test Date : 2018/12/25
Test Mode : Mode 3 MIMO: Transmit (802.11n-20BW_14.4Mbps)(5180MHz)

Horizontal

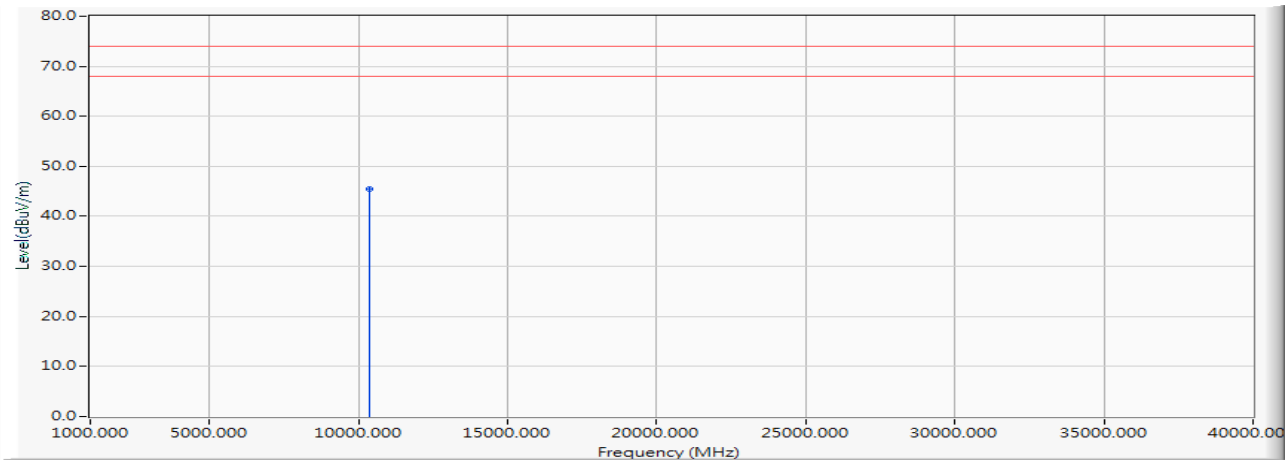

		Frequency (MHz)	Correct Factor (dB)	Reading Level (dBµV)	Measure Level (dBµV/m)	Margin (dB)	Limit (dBµV/m)	Detector Type
1	*	10360.000	0.180	45.380	45.560	-28.440	74.000	PEAK

Note:

1. All Readings below 1GHz are Quasi-Peak, above 1GHz are performed with peak and/or average measurements as necessary.
2. Measurement Level = Reading Level + Correct Factor.
3. Correct Factor = Antenna factor + Cable loss –Amplifier gain.
4. The average measurement was not performed when the peak measured data under the limit of average detection.
5. The emission levels of other frequencies are very lower than the limit and not show in test report.

Product : Intel® Wireless-AC 9560
Test Item : Harmonic Radiated Emission Data
Test Date : 2018/12/25
Test Mode : Mode 3 MIMO: Transmit (802.11n-20BW_14.4Mbps)(5180MHz)

Vertical

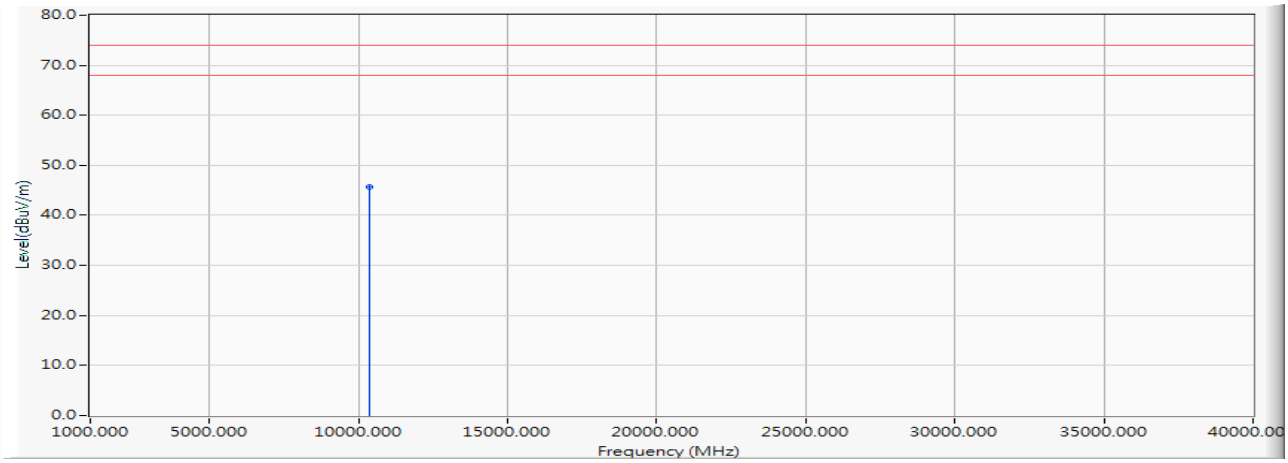

		Frequency (MHz)	Correct Factor (dB)	Reading Level (dBµV)	Measure Level (dBµV/m)	Margin (dB)	Limit (dBµV/m)	Detector Type
1	*	10360.000	0.180	45.510	45.690	-28.310	74.000	PEAK

Note:

1. All Readings below 1GHz are Quasi-Peak, above 1GHz are performed with peak and/or average measurements as necessary.
2. Measurement Level = Reading Level + Correct Factor.
3. Correct Factor = Antenna factor + Cable loss –Amplifier gain.
4. The average measurement was not performed when the peak measured data under the limit of average detection.
5. The emission levels of other frequencies are very lower than the limit and not show in test report.

Product : Intel® Wireless-AC 9560
Test Item : Harmonic Radiated Emission Data
Test Date : 2018/12/25
Test Mode : Mode 3 MIMO: Transmit (802.11n-20BW_14.4Mbps)(5200MHz)

Horizontal

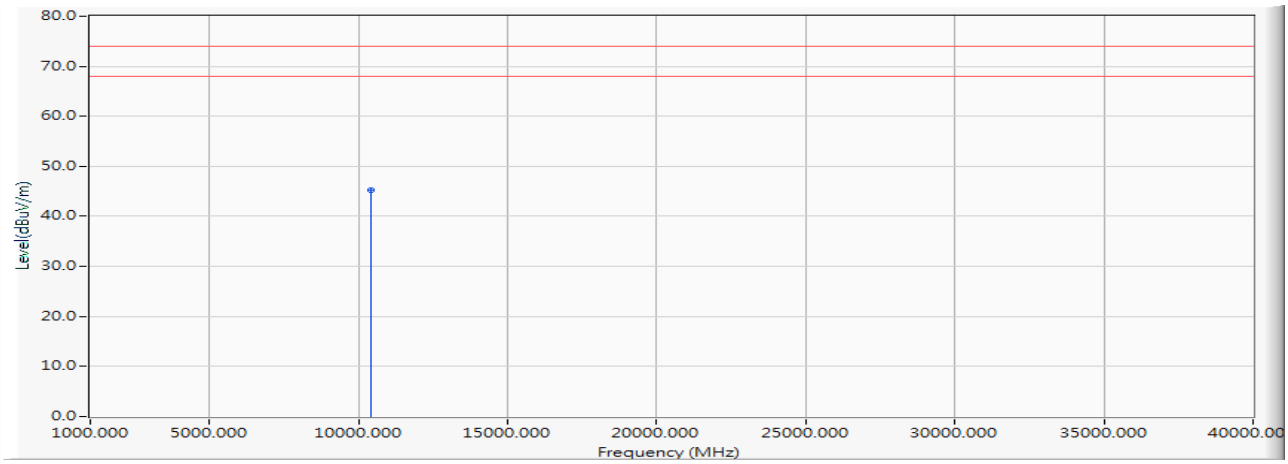

		Frequency (MHz)	Correct Factor (dB)	Reading Level (dBµV)	Measure Level (dBµV/m)	Margin (dB)	Limit (dBµV/m)	Detector Type
1	*	10400.000	0.208	45.090	45.297	-28.703	74.000	PEAK

Note:

1. All Readings below 1GHz are Quasi-Peak, above 1GHz are performed with peak and/or average measurements as necessary.
2. Measurement Level = Reading Level + Correct Factor.
3. Correct Factor = Antenna factor + Cable loss –Amplifier gain.
4. The average measurement was not performed when the peak measured data under the limit of average detection.
5. The emission levels of other frequencies are very lower than the limit and not show in test report.

Product : Intel® Wireless-AC 9560
Test Item : Harmonic Radiated Emission Data
Test Date : 2018/12/25
Test Mode : Mode 3 MIMO: Transmit (802.11n-20BW_14.4Mbps)(5200MHz)

Vertical

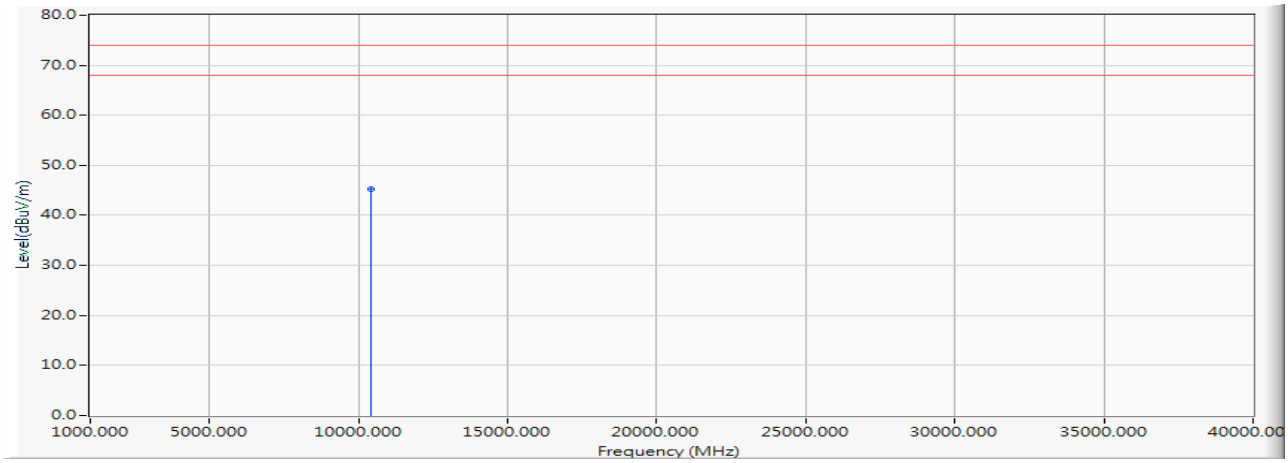

		Frequency (MHz)	Correct Factor (dB)	Reading Level (dBµV)	Measure Level (dBµV/m)	Margin (dB)	Limit (dBµV/m)	Detector Type
1	*	10400.000	0.208	45.120	45.327	-28.673	74.000	PEAK

Note:

1. All Readings below 1GHz are Quasi-Peak, above 1GHz are performed with peak and/or average measurements as necessary.
2. Measurement Level = Reading Level + Correct Factor.
3. Correct Factor = Antenna factor + Cable loss –Amplifier gain.
4. The average measurement was not performed when the peak measured data under the limit of average detection.
5. The emission levels of other frequencies are very lower than the limit and not show in test report.

Product : Intel® Wireless-AC 9560
Test Item : Harmonic Radiated Emission Data
Test Date : 2018/12/25
Test Mode : Mode 3 MIMO: Transmit (802.11n-20BW_14.4Mbps)(5240MHz)

Horizontal

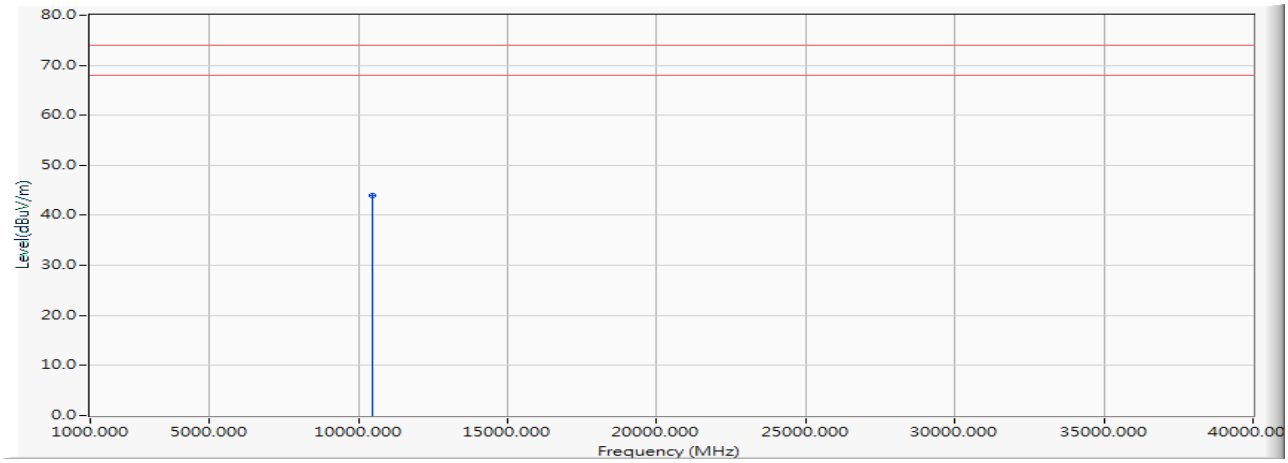

		Frequency (MHz)	Correct Factor (dB)	Reading Level (dBµV)	Measure Level (dBµV/m)	Margin (dB)	Limit (dBµV/m)	Detector Type
1	*	10480.000	0.269	43.610	43.879	-30.121	74.000	PEAK

Note:

1. All Readings below 1GHz are Quasi-Peak, above 1GHz are performed with peak and/or average measurements as necessary.
2. Measurement Level = Reading Level + Correct Factor.
3. Correct Factor = Antenna factor + Cable loss –Amplifier gain.
4. The average measurement was not performed when the peak measured data under the limit of average detection.
5. The emission levels of other frequencies are very lower than the limit and not show in test report.

Product : Intel® Wireless-AC 9560
Test Item : Harmonic Radiated Emission Data
Test Date : 2018/12/25
Test Mode : Mode 3 MIMO: Transmit (802.11n-20BW_14.4Mbps)(5240MHz)

Vertical

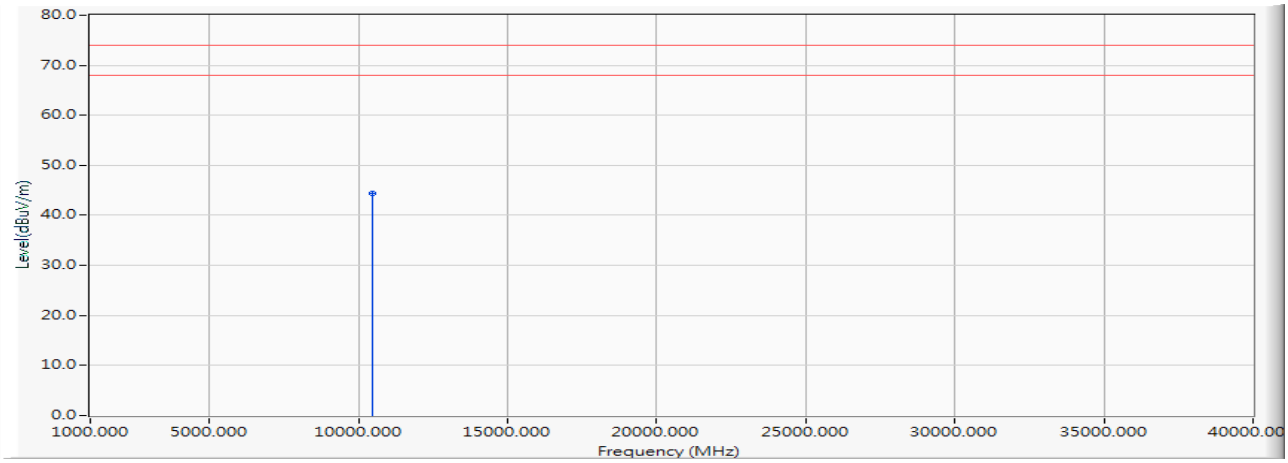

		Frequency (MHz)	Correct Factor (dB)	Reading Level (dBµV)	Measure Level (dBµV/m)	Margin (dB)	Limit (dBµV/m)	Detector Type
1	*	10480.000	0.269	44.130	44.399	-29.601	74.000	PEAK

Note:

1. All Readings below 1GHz are Quasi-Peak, above 1GHz are performed with peak and/or average measurements as necessary.
2. Measurement Level = Reading Level + Correct Factor.
3. Correct Factor = Antenna factor + Cable loss –Amplifier gain.
4. The average measurement was not performed when the peak measured data under the limit of average detection.
5. The emission levels of other frequencies are very lower than the limit and not show in test report.

Product : Intel® Wireless-AC 9560
Test Item : Harmonic Radiated Emission Data
Test Date : 2018/12/25
Test Mode : Mode 3 MIMO: Transmit (802.11n-20BW_14.4Mbps)(5260MHz)

Horizontal

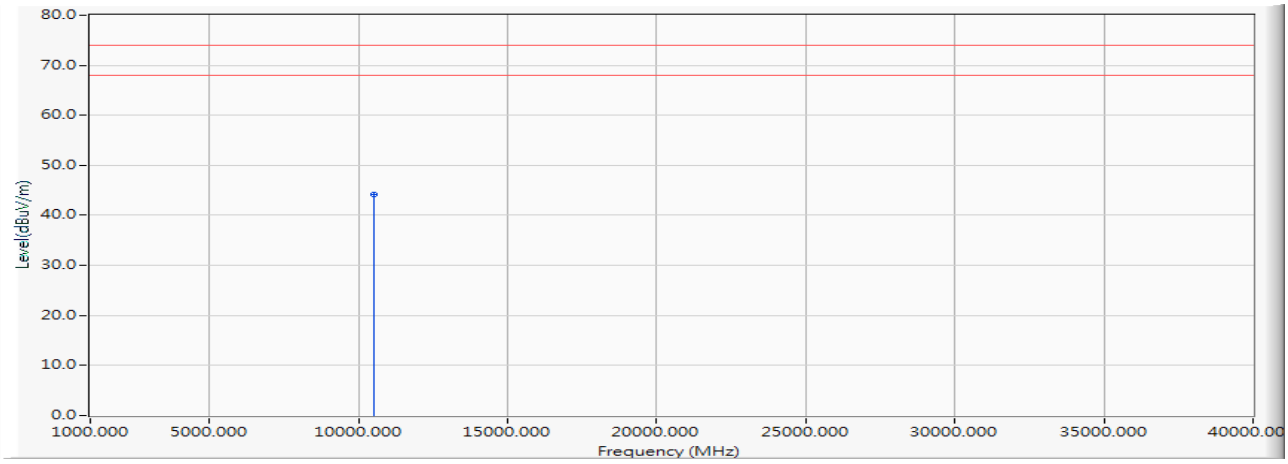

		Frequency (MHz)	Correct Factor (dB)	Reading Level (dBµV)	Measure Level (dBµV/m)	Margin (dB)	Limit (dBµV/m)	Detector Type
1	*	10520.000	0.293	43.900	44.193	-29.807	74.000	PEAK

Note:

1. All Readings below 1GHz are Quasi-Peak, above 1GHz are performed with peak and/or average measurements as necessary.
2. Measurement Level = Reading Level + Correct Factor.
3. Correct Factor = Antenna factor + Cable loss –Amplifier gain.
4. The average measurement was not performed when the peak measured data under the limit of average detection.
5. The emission levels of other frequencies are very lower than the limit and not show in test report.

Product : Intel® Wireless-AC 9560
Test Item : Harmonic Radiated Emission Data
Test Date : 2018/12/25
Test Mode : Mode 3 MIMO: Transmit (802.11n-20BW_14.4Mbps)(5260MHz)

Vertical

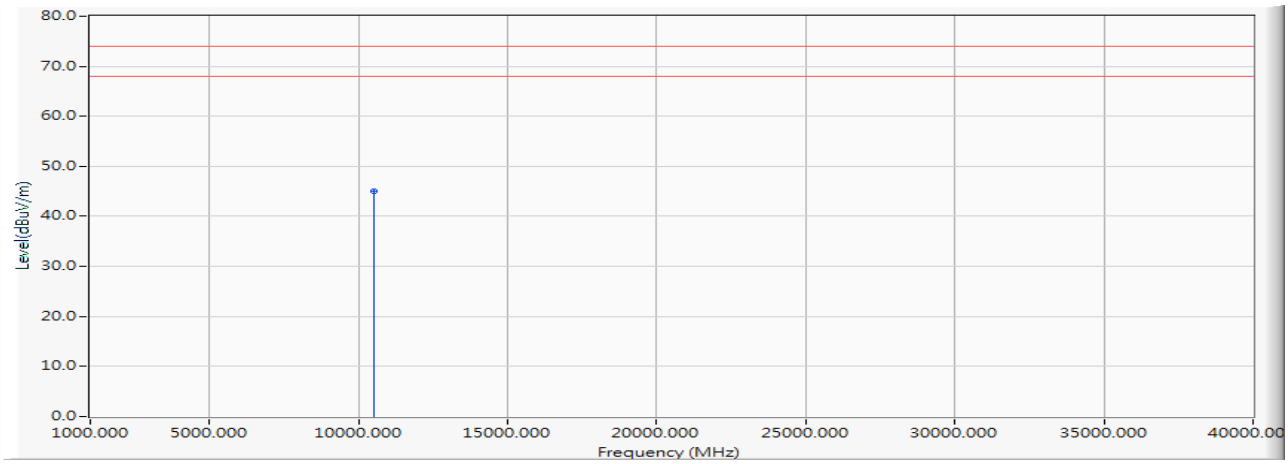

		Frequency (MHz)	Correct Factor (dB)	Reading Level (dBµV)	Measure Level (dBµV/m)	Margin (dB)	Limit (dBµV/m)	Detector Type
1	*	10520.000	0.293	44.780	45.073	-28.927	74.000	PEAK

Note:

1. All Readings below 1GHz are Quasi-Peak, above 1GHz are performed with peak and/or average measurements as necessary.
2. Measurement Level = Reading Level + Correct Factor.
3. Correct Factor = Antenna factor + Cable loss –Amplifier gain.
4. The average measurement was not performed when the peak measured data under the limit of average detection.
5. The emission levels of other frequencies are very lower than the limit and not show in test report.

Product : Intel® Wireless-AC 9560
Test Item : Harmonic Radiated Emission Data
Test Date : 2018/12/25
Test Mode : Mode 3 MIMO: Transmit (802.11n-20BW_14.4Mbps)(5280MHz)

Horizontal

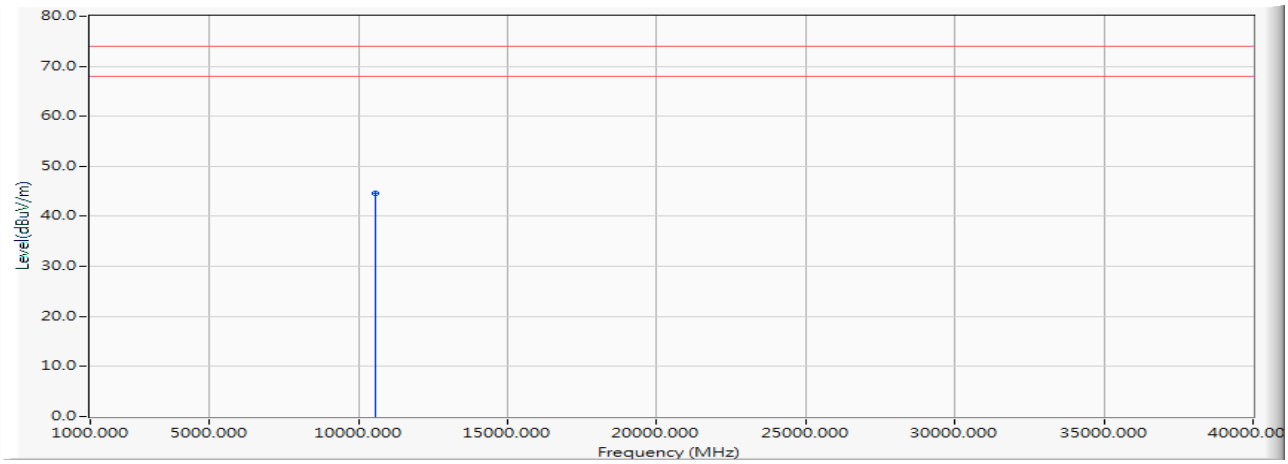

		Frequency (MHz)	Correct Factor (dB)	Reading Level (dBµV)	Measure Level (dBµV/m)	Margin (dB)	Limit (dBµV/m)	Detector Type
1	*	10560.000	0.359	44.150	44.509	-29.491	74.000	PEAK

Note:

1. All Readings below 1GHz are Quasi-Peak, above 1GHz are performed with peak and/or average measurements as necessary.
2. Measurement Level = Reading Level + Correct Factor.
3. Correct Factor = Antenna factor + Cable loss –Amplifier gain.
4. The average measurement was not performed when the peak measured data under the limit of average detection.
5. The emission levels of other frequencies are very lower than the limit and not show in test report.

Product : Intel® Wireless-AC 9560
Test Item : Harmonic Radiated Emission Data
Test Date : 2018/12/25
Test Mode : Mode 3 MIMO: Transmit (802.11n-20BW_14.4Mbps)(5280MHz)

Vertical

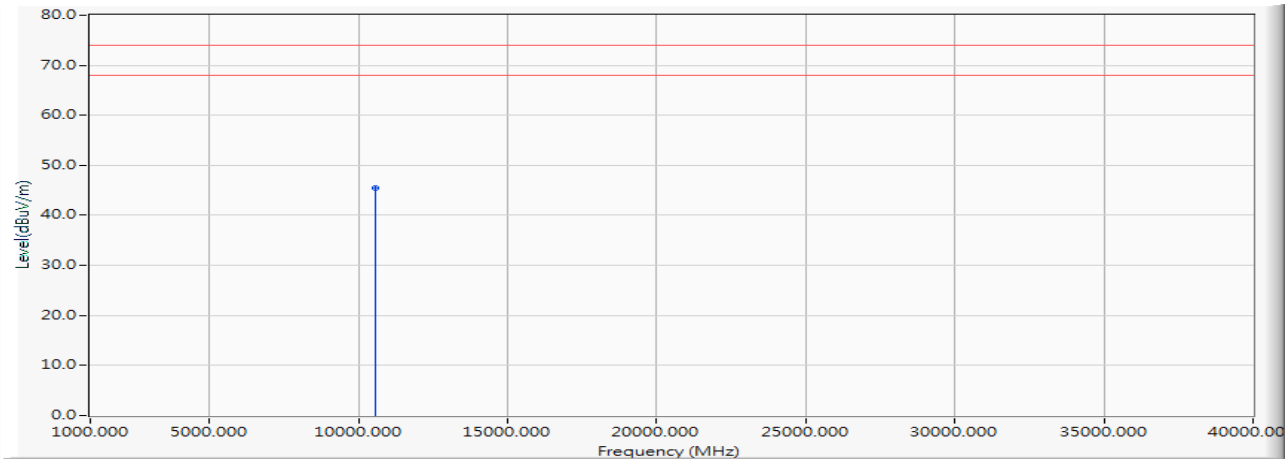

		Frequency (MHz)	Correct Factor (dB)	Reading Level (dBµV)	Measure Level (dBµV/m)	Margin (dB)	Limit (dBµV/m)	Detector Type
1	*	10560.000	0.359	45.080	45.439	-28.561	74.000	PEAK

Note:

1. All Readings below 1GHz are Quasi-Peak, above 1GHz are performed with peak and/or average measurements as necessary.
2. Measurement Level = Reading Level + Correct Factor.
3. Correct Factor = Antenna factor + Cable loss –Amplifier gain.
4. The average measurement was not performed when the peak measured data under the limit of average detection.
5. The emission levels of other frequencies are very lower than the limit and not show in test report.

Product	:	Intel® Wireless-AC 9560
Test Item	:	Harmonic Radiated Emission Data
Test Date	:	2018/12/25
Test Mode	:	Mode 3 MIMO: Transmit (802.11n-20BW_14.4Mbps)(5320MHz)

Horizontal

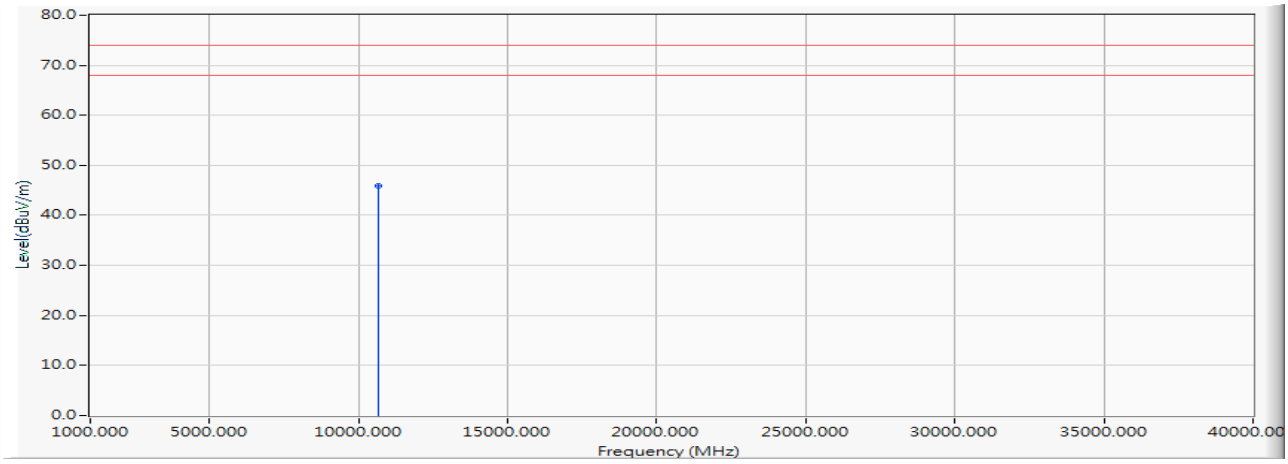

		Frequency (MHz)	Correct Factor (dB)	Reading Level (dBµV)	Measure Level (dBµV/m)	Margin (dB)	Limit (dBµV/m)	Detector Type
1	*	10640.000	0.598	45.210	45.808	-28.192	74.000	PEAK

Note:

1. All Readings below 1GHz are Quasi-Peak, above 1GHz are performed with peak and/or average measurements as necessary.
2. Measurement Level = Reading Level + Correct Factor.
3. Correct Factor = Antenna factor + Cable loss –Amplifier gain.
4. The average measurement was not performed when the peak measured data under the limit of average detection.
5. The emission levels of other frequencies are very lower than the limit and not show in test report.

Product : Intel® Wireless-AC 9560
Test Item : Harmonic Radiated Emission Data
Test Date : 2018/12/25
Test Mode : Mode 3 MIMO: Transmit (802.11n-20BW_14.4Mbps)(5320MHz)

Vertical

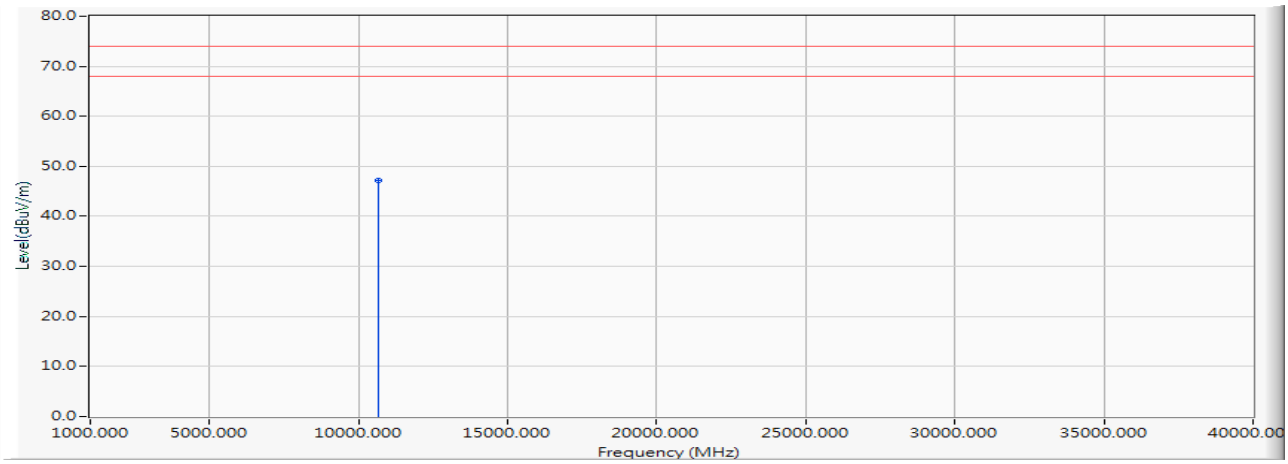

		Frequency (MHz)	Correct Factor (dB)	Reading Level (dBµV)	Measure Level (dBµV/m)	Margin (dB)	Limit (dBµV/m)	Detector Type
1	*	10640.000	0.598	46.560	47.158	-26.842	74.000	PEAK

Note:

1. All Readings below 1GHz are Quasi-Peak, above 1GHz are performed with peak and/or average measurements as necessary.
2. Measurement Level = Reading Level + Correct Factor.
3. Correct Factor = Antenna factor + Cable loss –Amplifier gain.
4. The average measurement was not performed when the peak measured data under the limit of average detection.
5. The emission levels of other frequencies are very lower than the limit and not show in test report.

Product	:	Intel® Wireless-AC 9560
Test Item	:	Harmonic Radiated Emission Data
Test Date	:	2018/12/25
Test Mode	:	Mode 3 MIMO: Transmit (802.11n-20BW_14.4Mbps)(5500MHz)

Horizontal

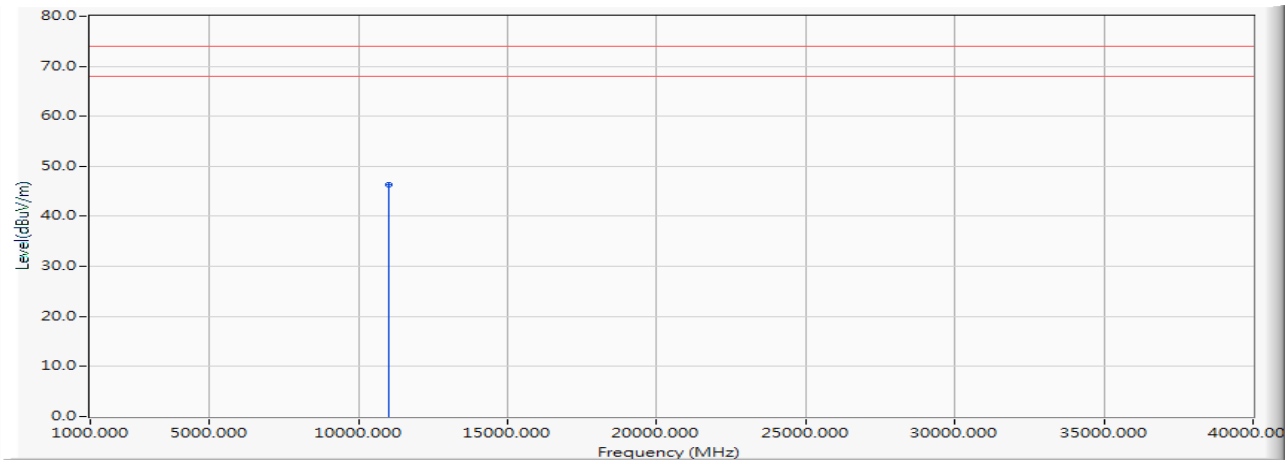

		Frequency (MHz)	Correct Factor (dB)	Reading Level (dBµV)	Measure Level (dBµV/m)	Margin (dB)	Limit (dBµV/m)	Detector Type
1	*	11000.000	1.166	45.110	46.276	-27.724	74.000	PEAK

Note:

1. All Readings below 1GHz are Quasi-Peak, above 1GHz are performed with peak and/or average measurements as necessary.
2. Measurement Level = Reading Level + Correct Factor.
3. Correct Factor = Antenna factor + Cable loss –Amplifier gain.
4. The average measurement was not performed when the peak measured data under the limit of average detection.
5. The emission levels of other frequencies are very lower than the limit and not show in test report.

Product : Intel® Wireless-AC 9560
Test Item : Harmonic Radiated Emission Data
Test Date : 2018/12/25
Test Mode : Mode 3 MIMO: Transmit (802.11n-20BW_14.4Mbps)(5500MHz)

Vertical

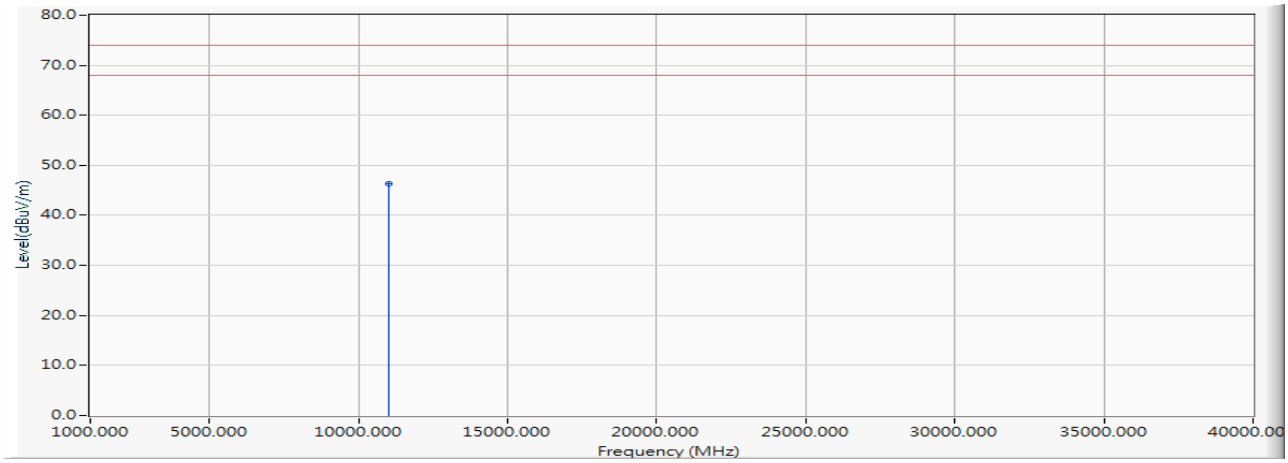

		Frequency (MHz)	Correct Factor (dB)	Reading Level (dBµV)	Measure Level (dBµV/m)	Margin (dB)	Limit (dBµV/m)	Detector Type
1	*	11000.000	1.166	45.150	46.316	-27.684	74.000	PEAK

Note:

1. All Readings below 1GHz are Quasi-Peak, above 1GHz are performed with peak and/or average measurements as necessary.
2. Measurement Level = Reading Level + Correct Factor.
3. Correct Factor = Antenna factor + Cable loss –Amplifier gain.
4. The average measurement was not performed when the peak measured data under the limit of average detection.
5. The emission levels of other frequencies are very lower than the limit and not show in test report.

Product : Intel® Wireless-AC 9560
Test Item : Harmonic Radiated Emission Data
Test Date : 2018/12/25
Test Mode : Mode 3 MIMO: Transmit (802.11n-20BW_14.4Mbps)(5600MHz)

Horizontal

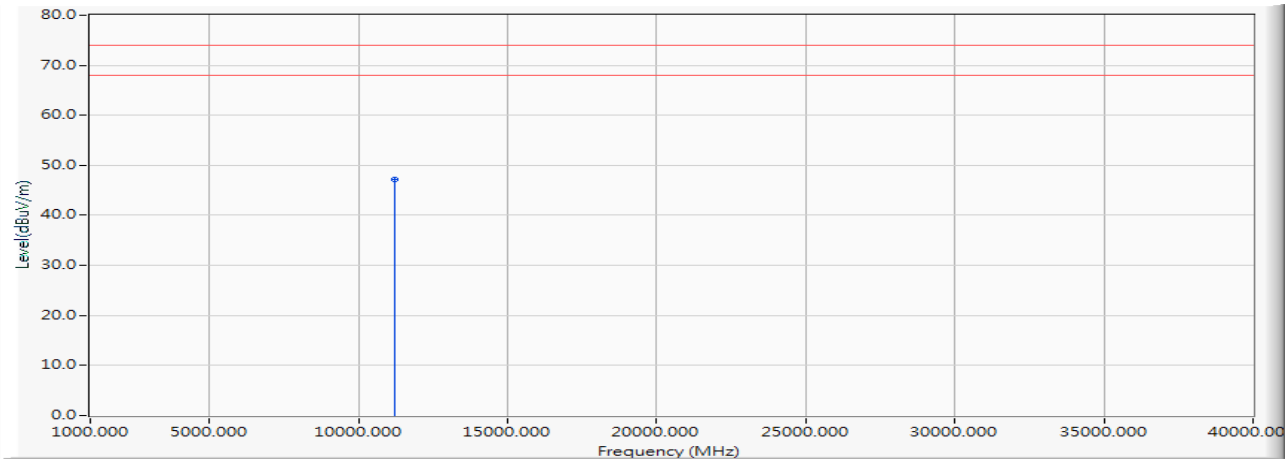

		Frequency (MHz)	Correct Factor (dB)	Reading Level (dBµV)	Measure Level (dBµV/m)	Margin (dB)	Limit (dBµV/m)	Detector Type
1	*	11200.000	1.251	46.030	47.281	-26.719	74.000	PEAK

Note:

1. All Readings below 1GHz are Quasi-Peak, above 1GHz are performed with peak and/or average measurements as necessary.
2. Measurement Level = Reading Level + Correct Factor.
3. Correct Factor = Antenna factor + Cable loss –Amplifier gain.
4. The average measurement was not performed when the peak measured data under the limit of average detection.
5. The emission levels of other frequencies are very lower than the limit and not show in test report.

Product : Intel® Wireless-AC 9560
Test Item : Harmonic Radiated Emission Data
Test Date : 2018/12/25
Test Mode : Mode 3 MIMO: Transmit (802.11n-20BW_14.4Mbps)(5600MHz)

Vertical

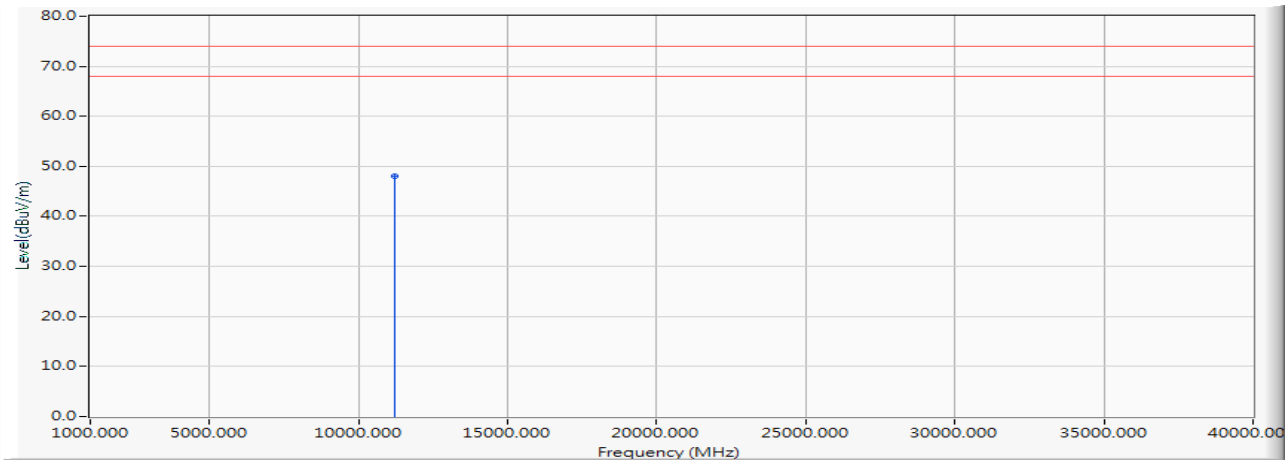

		Frequency (MHz)	Correct Factor (dB)	Reading Level (dBµV)	Measure Level (dBµV/m)	Margin (dB)	Limit (dBµV/m)	Detector Type
1	*	11200.000	1.251	46.840	48.091	-25.909	74.000	PEAK

Note:

1. All Readings below 1GHz are Quasi-Peak, above 1GHz are performed with peak and/or average measurements as necessary.
2. Measurement Level = Reading Level + Correct Factor.
3. Correct Factor = Antenna factor + Cable loss –Amplifier gain.
4. The average measurement was not performed when the peak measured data under the limit of average detection.
5. The emission levels of other frequencies are very lower than the limit and not show in test report.

Product : Intel® Wireless-AC 9560
Test Item : Harmonic Radiated Emission Data
Test Date : 2018/12/25
Test Mode : Mode 3 MIMO: Transmit (802.11n-20BW_14.4Mbps)(5700MHz)

Horizontal

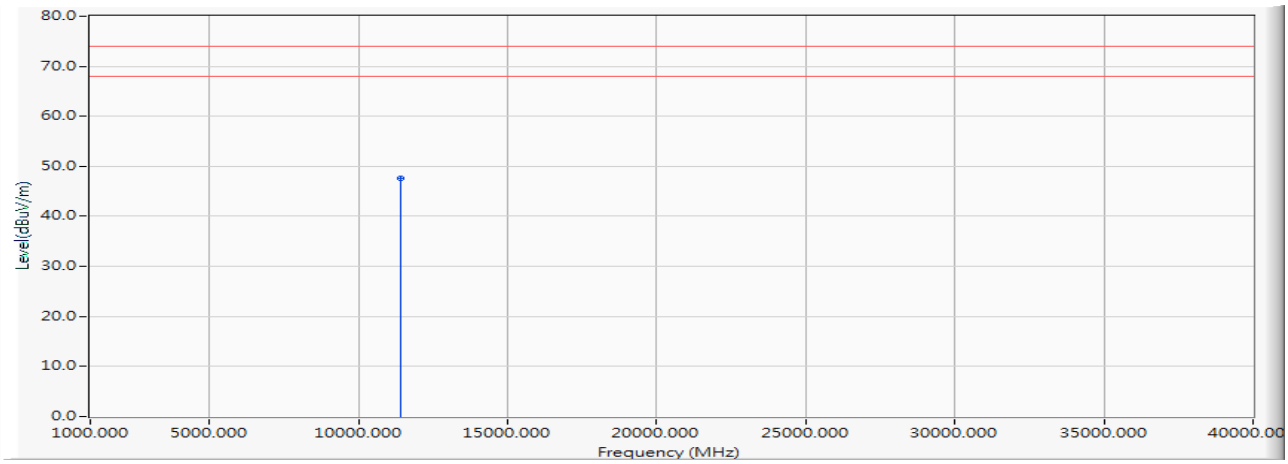

		Frequency (MHz)	Correct Factor (dB)	Reading Level (dBµV)	Measure Level (dBµV/m)	Margin (dB)	Limit (dBµV/m)	Detector Type
1	*	11400.000	1.624	46.020	47.644	-26.356	74.000	PEAK

Note:

1. All Readings below 1GHz are Quasi-Peak, above 1GHz are performed with peak and/or average measurements as necessary.
2. Measurement Level = Reading Level + Correct Factor.
3. Correct Factor = Antenna factor + Cable loss –Amplifier gain.
4. The average measurement was not performed when the peak measured data under the limit of average detection.
5. The emission levels of other frequencies are very lower than the limit and not show in test report.

Product : Intel® Wireless-AC 9560
Test Item : Harmonic Radiated Emission Data
Test Date : 2018/12/25
Test Mode : Mode 3 MIMO: Transmit (802.11n-20BW_14.4Mbps)(5700MHz)

Vertical

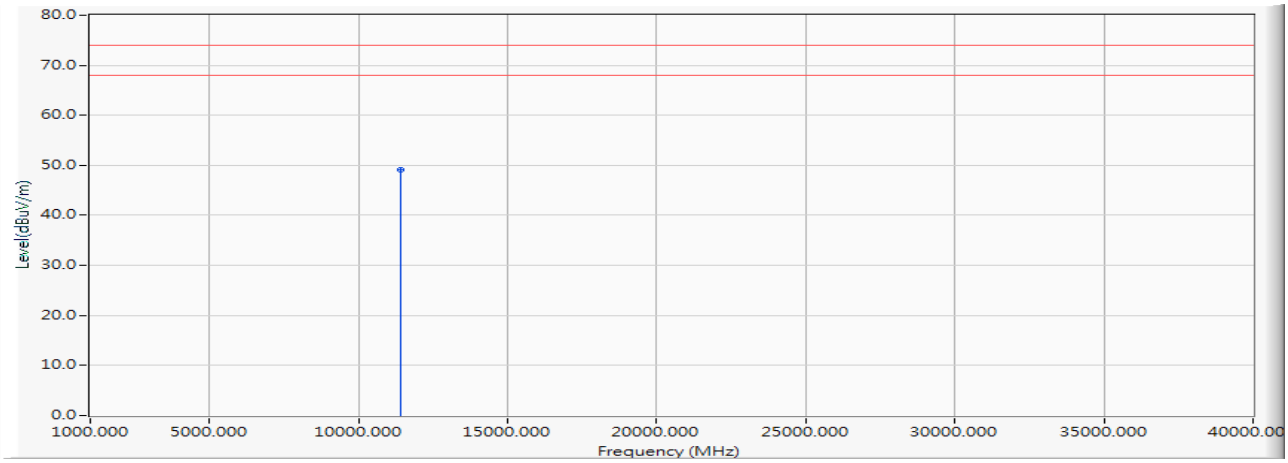

		Frequency (MHz)	Correct Factor (dB)	Reading Level (dBµV)	Measure Level (dBµV/m)	Margin (dB)	Limit (dBµV/m)	Detector Type
1	*	11400.000	1.624	47.390	49.014	-24.986	74.000	PEAK

Note:

1. All Readings below 1GHz are Quasi-Peak, above 1GHz are performed with peak and/or average measurements as necessary.
2. Measurement Level = Reading Level + Correct Factor.
3. Correct Factor = Antenna factor + Cable loss –Amplifier gain.
4. The average measurement was not performed when the peak measured data under the limit of average detection.
5. The emission levels of other frequencies are very lower than the limit and not show in test report.

Product : Intel® Wireless-AC 9560
Test Item : Harmonic Radiated Emission Data
Test Date : 2018/12/25
Test Mode : Mode 3 MIMO: Transmit (802.11n-20BW_14.4Mbps)(5745MHz)

Horizontal

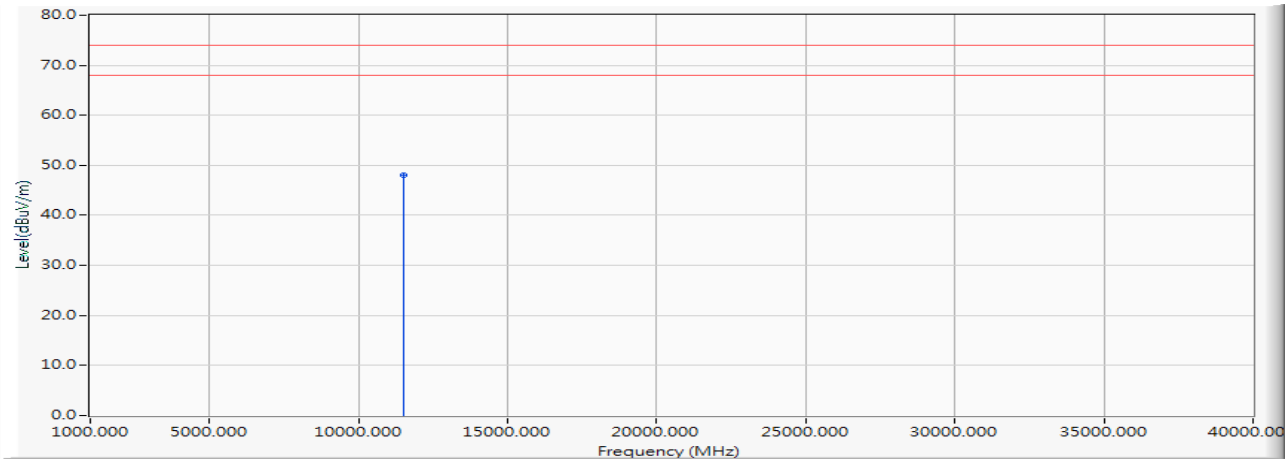

		Frequency (MHz)	Correct Factor (dB)	Reading Level (dBµV)	Measure Level (dBµV/m)	Margin (dB)	Limit (dBµV/m)	Detector Type
1	*	11490.000	1.894	46.150	48.044	-25.956	74.000	PEAK

Note:

1. All Readings below 1GHz are Quasi-Peak, above 1GHz are performed with peak and/or average measurements as necessary.
2. Measurement Level = Reading Level + Correct Factor.
3. Correct Factor = Antenna factor + Cable loss –Amplifier gain.
4. The average measurement was not performed when the peak measured data under the limit of average detection.
5. The emission levels of other frequencies are very lower than the limit and not show in test report.

Product : Intel® Wireless-AC 9560
Test Item : Harmonic Radiated Emission Data
Test Date : 2018/12/25
Test Mode : Mode 3 MIMO: Transmit (802.11n-20BW_14.4Mbps)(5745MHz)

Vertical

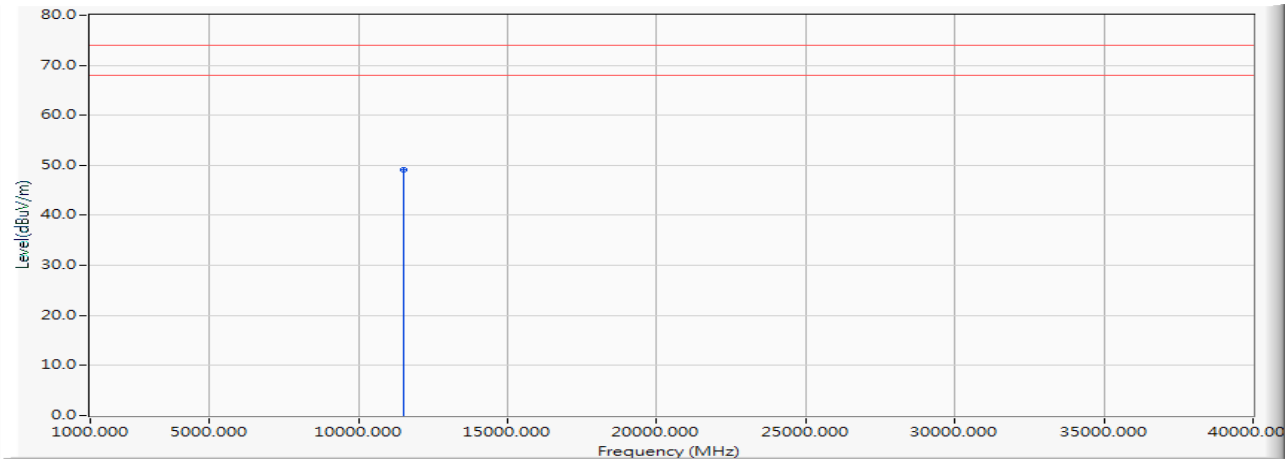

		Frequency (MHz)	Correct Factor (dB)	Reading Level (dBµV)	Measure Level (dBµV/m)	Margin (dB)	Limit (dBµV/m)	Detector Type
1	*	11490.000	1.894	47.180	49.074	-24.926	74.000	PEAK

Note:

1. All Readings below 1GHz are Quasi-Peak, above 1GHz are performed with peak and/or average measurements as necessary.
2. Measurement Level = Reading Level + Correct Factor.
3. Correct Factor = Antenna factor + Cable loss –Amplifier gain.
4. The average measurement was not performed when the peak measured data under the limit of average detection.
5. The emission levels of other frequencies are very lower than the limit and not show in test report.

Product : Intel® Wireless-AC 9560
Test Item : Harmonic Radiated Emission Data
Test Date : 2018/12/25
Test Mode : Mode 3 MIMO: Transmit (802.11n-20BW_14.4Mbps)(5785MHz)

Horizontal

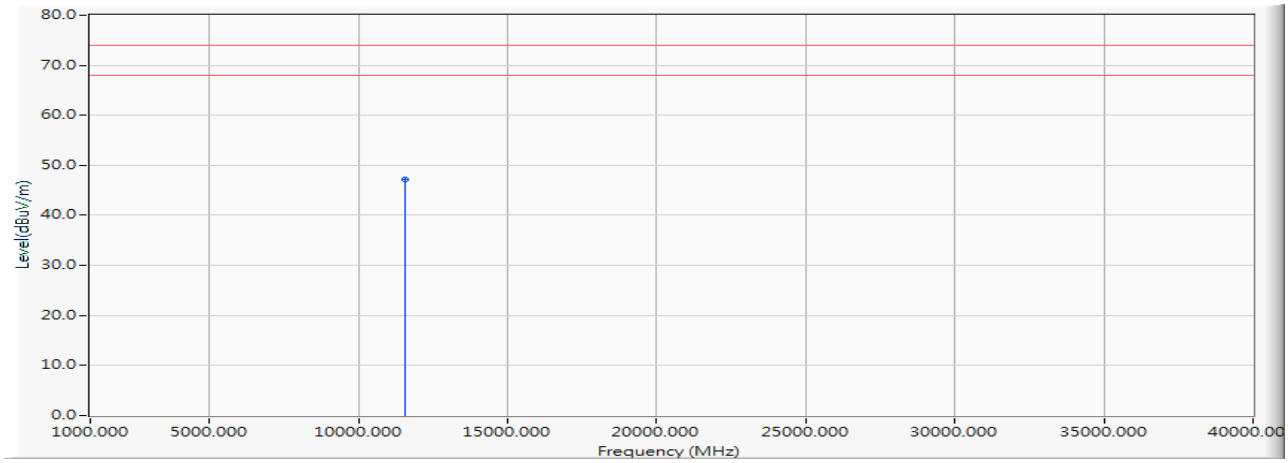

		Frequency (MHz)	Correct Factor (dB)	Reading Level (dBµV)	Measure Level (dBµV/m)	Margin (dB)	Limit (dBµV/m)	Detector Type
1	*	11570.000	1.993	45.210	47.203	-26.797	74.000	PEAK

Note:

1. All Readings below 1GHz are Quasi-Peak, above 1GHz are performed with peak and/or average measurements as necessary.
2. Measurement Level = Reading Level + Correct Factor.
3. Correct Factor = Antenna factor + Cable loss –Amplifier gain.
4. The average measurement was not performed when the peak measured data under the limit of average detection.
5. The emission levels of other frequencies are very lower than the limit and not show in test report.

Product : Intel® Wireless-AC 9560
Test Item : Harmonic Radiated Emission Data
Test Date : 2018/12/25
Test Mode : Mode 3 MIMO: Transmit (802.11n-20BW_14.4Mbps)(5785MHz)

Vertical

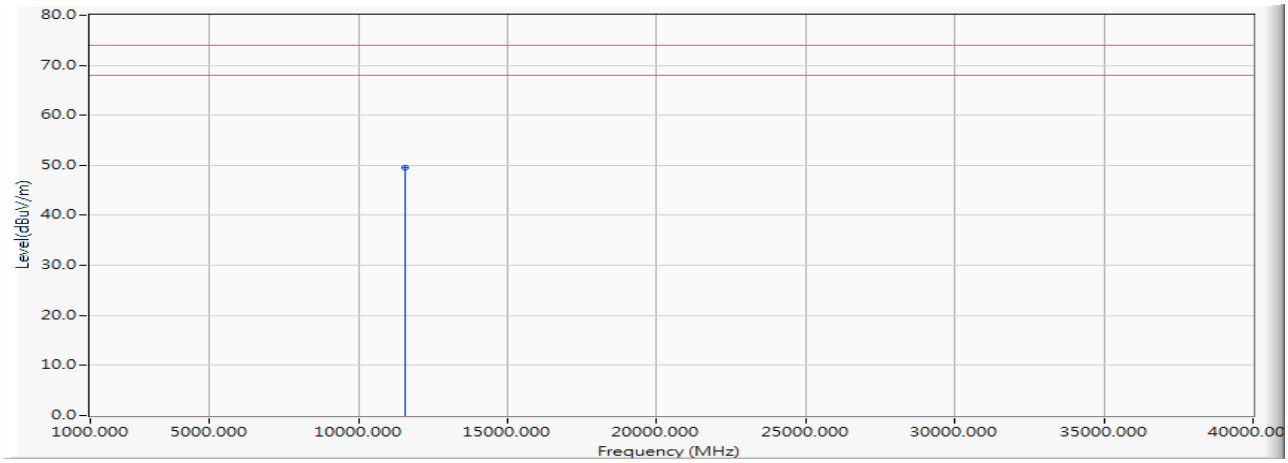

		Frequency (MHz)	Correct Factor (dB)	Reading Level (dBµV)	Measure Level (dBµV/m)	Margin (dB)	Limit (dBµV/m)	Detector Type
1	*	11570.000	1.993	47.600	49.593	-24.407	74.000	PEAK

Note:

1. All Readings below 1GHz are Quasi-Peak, above 1GHz are performed with peak and/or average measurements as necessary.
2. Measurement Level = Reading Level + Correct Factor.
3. Correct Factor = Antenna factor + Cable loss –Amplifier gain.
4. The average measurement was not performed when the peak measured data under the limit of average detection.
5. The emission levels of other frequencies are very lower than the limit and not show in test report.

Product : Intel® Wireless-AC 9560
Test Item : Harmonic Radiated Emission Data
Test Date : 2018/12/25
Test Mode : Mode 3 MIMO: Transmit (802.11n-20BW_14.4Mbps)(5825MHz)

Horizontal

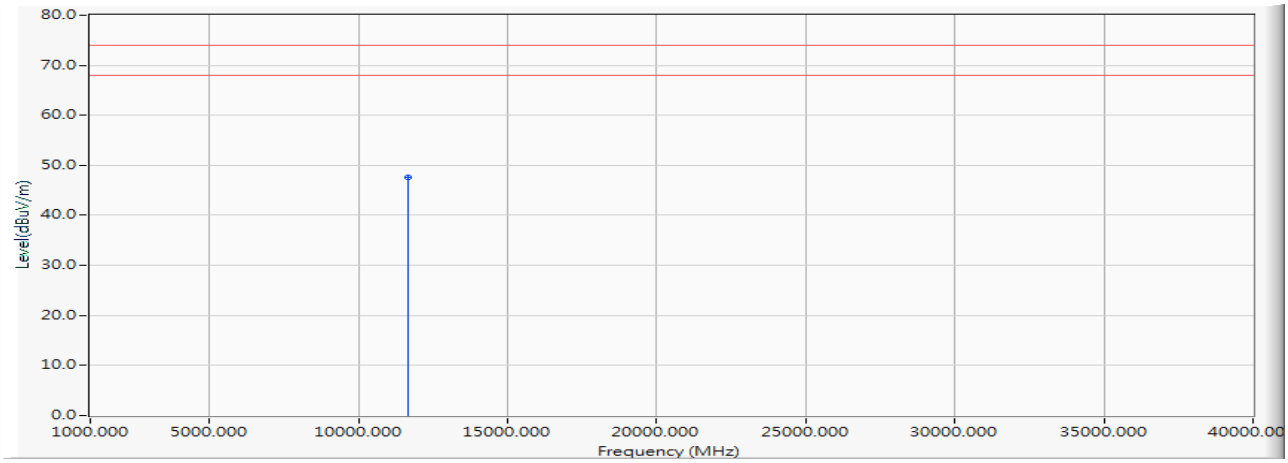

		Frequency (MHz)	Correct Factor (dB)	Reading Level (dBµV)	Measure Level (dBµV/m)	Margin (dB)	Limit (dBµV/m)	Detector Type
1	*	11650.000	2.093	45.500	47.593	-26.407	74.000	PEAK

Note:

1. All Readings below 1GHz are Quasi-Peak, above 1GHz are performed with peak and/or average measurements as necessary.
2. Measurement Level = Reading Level + Correct Factor.
3. Correct Factor = Antenna factor + Cable loss –Amplifier gain.
4. The average measurement was not performed when the peak measured data under the limit of average detection.
5. The emission levels of other frequencies are very lower than the limit and not show in test report.

Product : Intel® Wireless-AC 9560
Test Item : Harmonic Radiated Emission Data
Test Date : 2018/12/25
Test Mode : Mode 3 MIMO: Transmit (802.11n-20BW_14.4Mbps)(5825MHz)

Vertical

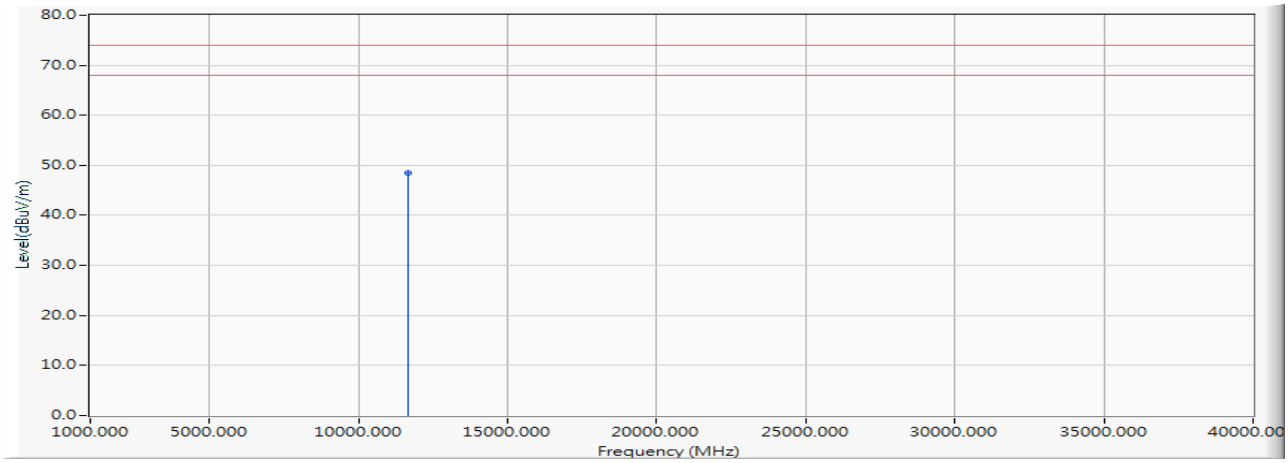

		Frequency (MHz)	Correct Factor (dB)	Reading Level (dBµV)	Measure Level (dBµV/m)	Margin (dB)	Limit (dBµV/m)	Detector Type
1	*	11650.000	2.093	46.300	48.393	-25.607	74.000	PEAK

Note:

1. All Readings below 1GHz are Quasi-Peak, above 1GHz are performed with peak and/or average measurements as necessary.
2. Measurement Level = Reading Level + Correct Factor.
3. Correct Factor = Antenna factor + Cable loss –Amplifier gain.
4. The average measurement was not performed when the peak measured data under the limit of average detection.
5. The emission levels of other frequencies are very lower than the limit and not show in test report.

Product : Intel® Wireless-AC 9560
Test Item : Harmonic Radiated Emission Data
Test Date : 2018/12/25
Test Mode : Mode 3 MIMO: Transmit (802.11n-40BW_30Mbps)(5190MHz)

Horizontal

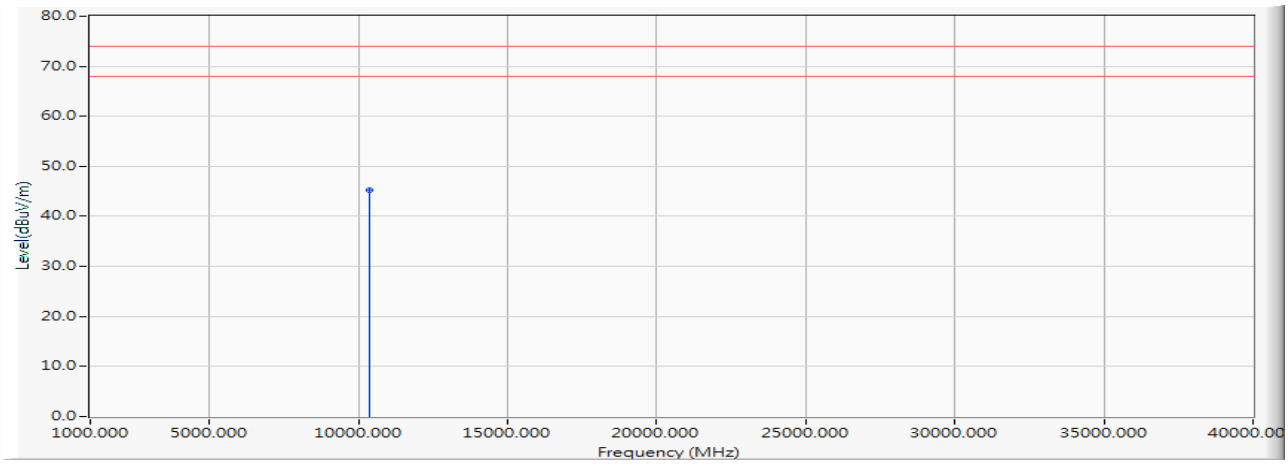

		Frequency (MHz)	Correct Factor (dB)	Reading Level (dBµV)	Measure Level (dBµV/m)	Margin (dB)	Limit (dBµV/m)	Detector Type
1	*	10380.000	0.211	45.150	45.361	-28.639	74.000	PEAK

Note:

1. All Readings below 1GHz are Quasi-Peak, above 1GHz are performed with peak and/or average measurements as necessary.
2. Measurement Level = Reading Level + Correct Factor.
3. Correct Factor = Antenna factor + Cable loss –Amplifier gain.
4. The average measurement was not performed when the peak measured data under the limit of average detection.
5. The emission levels of other frequencies are very lower than the limit and not show in test report.

Product : Intel® Wireless-AC 9560
Test Item : Harmonic Radiated Emission Data
Test Date : 2018/12/25
Test Mode : Mode 3 MIMO: Transmit (802.11n-40BW_30Mbps)(5190MHz)

Vertical

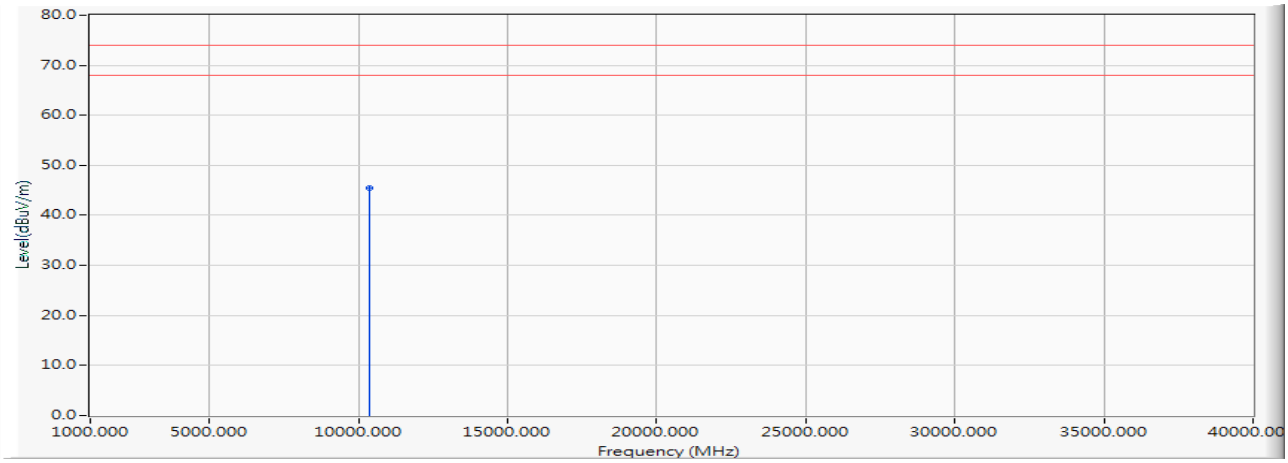

		Frequency (MHz)	Correct Factor (dB)	Reading Level (dBµV)	Measure Level (dBµV/m)	Margin (dB)	Limit (dBµV/m)	Detector Type
1	*	10380.000	0.211	45.310	45.521	-28.479	74.000	PEAK

Note:

1. All Readings below 1GHz are Quasi-Peak, above 1GHz are performed with peak and/or average measurements as necessary.
2. Measurement Level = Reading Level + Correct Factor.
3. Correct Factor = Antenna factor + Cable loss –Amplifier gain.
4. The average measurement was not performed when the peak measured data under the limit of average detection.
5. The emission levels of other frequencies are very lower than the limit and not show in test report.

Product	:	Intel® Wireless-AC 9560
Test Item	:	Harmonic Radiated Emission Data
Test Date	:	2018/12/25
Test Mode	:	Mode 3 MIMO: Transmit (802.11n-40BW_30Mbps)(5230MHz)

Horizontal

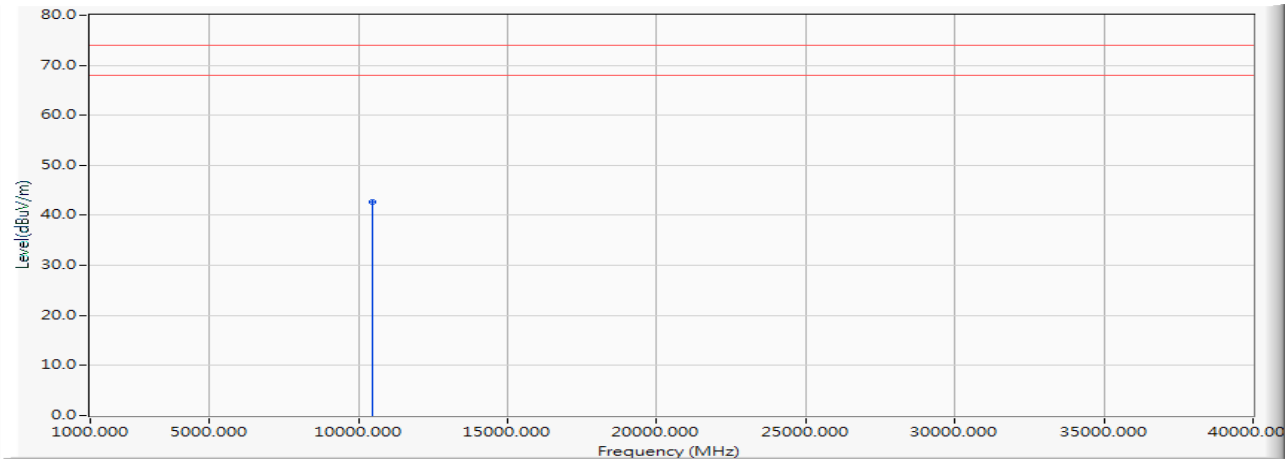

		Frequency (MHz)	Correct Factor (dB)	Reading Level (dBµV)	Measure Level (dBµV/m)	Margin (dB)	Limit (dBµV/m)	Detector Type
1	*	10460.000	0.236	42.460	42.696	-31.304	74.000	PEAK

Note:

1. All Readings below 1GHz are Quasi-Peak, above 1GHz are performed with peak and/or average measurements as necessary.
2. Measurement Level = Reading Level + Correct Factor.
3. Correct Factor = Antenna factor + Cable loss –Amplifier gain.
4. The average measurement was not performed when the peak measured data under the limit of average detection.
5. The emission levels of other frequencies are very lower than the limit and not show in test report.

Product : Intel® Wireless-AC 9560
Test Item : Harmonic Radiated Emission Data
Test Date : 2018/12/25
Test Mode : Mode 3 MIMO: Transmit (802.11n-40BW_30Mbps)(5230MHz)

Vertical

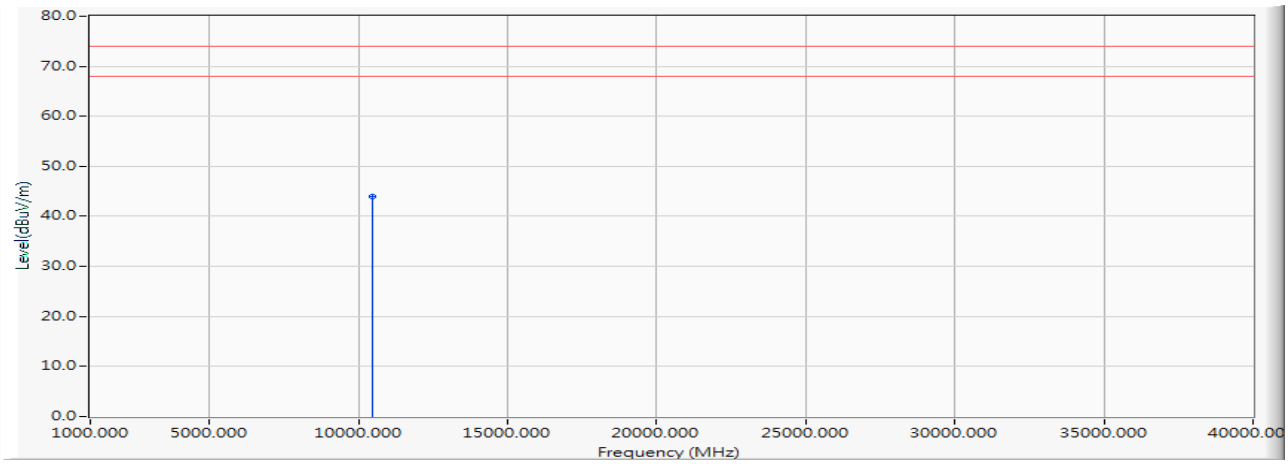

		Frequency (MHz)	Correct Factor (dB)	Reading Level (dBµV)	Measure Level (dBµV/m)	Margin (dB)	Limit (dBµV/m)	Detector Type
1	*	10460.000	0.236	43.810	44.046	-29.954	74.000	PEAK

Note:

1. All Readings below 1GHz are Quasi-Peak, above 1GHz are performed with peak and/or average measurements as necessary.
2. Measurement Level = Reading Level + Correct Factor.
3. Correct Factor = Antenna factor + Cable loss –Amplifier gain.
4. The average measurement was not performed when the peak measured data under the limit of average detection.
5. The emission levels of other frequencies are very lower than the limit and not show in test report.

Product : Intel® Wireless-AC 9560
Test Item : Harmonic Radiated Emission Data
Test Date : 2018/12/25
Test Mode : Mode 3 MIMO: Transmit (802.11n-40BW_30Mbps)(5270MHz)

Horizontal

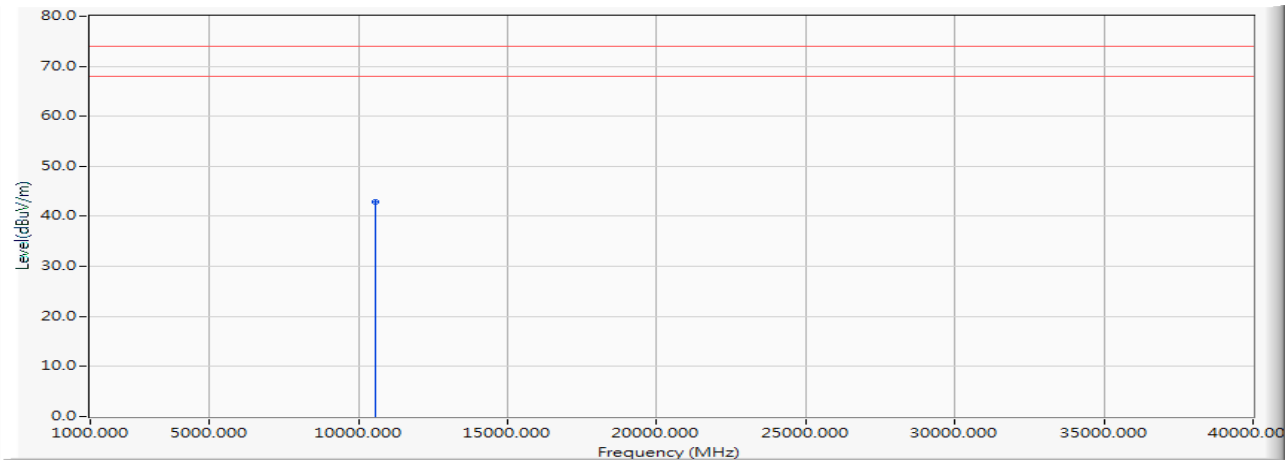

		Frequency (MHz)	Correct Factor (dB)	Reading Level (dBµV)	Measure Level (dBµV/m)	Margin (dB)	Limit (dBµV/m)	Detector Type
1	*	10540.000	0.382	42.580	42.962	-31.038	74.000	PEAK

Note:

1. All Readings below 1GHz are Quasi-Peak, above 1GHz are performed with peak and/or average measurements as necessary.
2. Measurement Level = Reading Level + Correct Factor.
3. Correct Factor = Antenna factor + Cable loss –Amplifier gain.
4. The average measurement was not performed when the peak measured data under the limit of average detection.
5. The emission levels of other frequencies are very lower than the limit and not show in test report.

Product : Intel® Wireless-AC 9560
Test Item : Harmonic Radiated Emission Data
Test Date : 2018/12/25
Test Mode : Mode 3 MIMO: Transmit (802.11n-40BW_30Mbps)(5270MHz)

Vertical

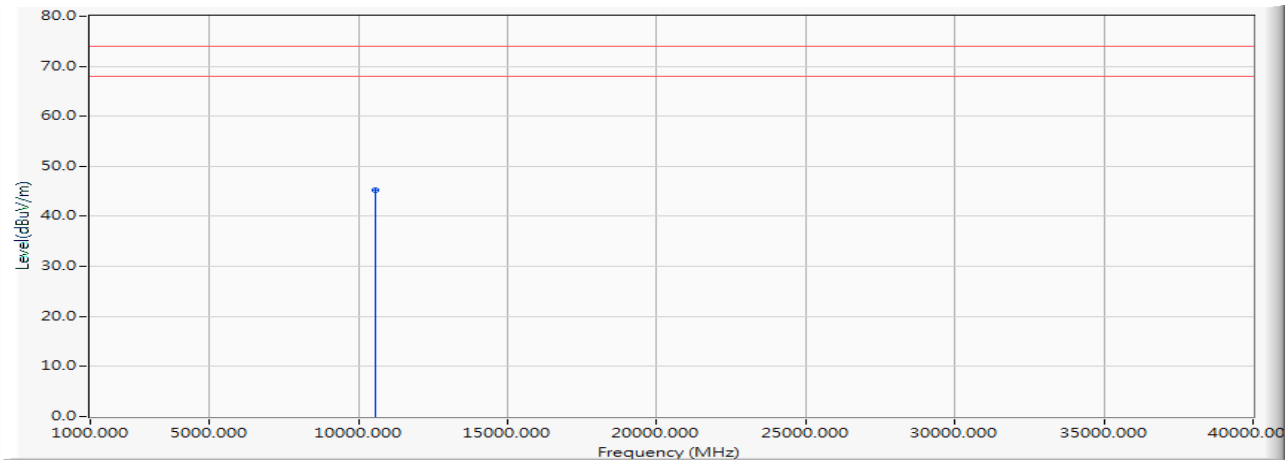

		Frequency (MHz)	Correct Factor (dB)	Reading Level (dBµV)	Measure Level (dBµV/m)	Margin (dB)	Limit (dBµV/m)	Detector Type
1	*	10540.000	0.382	44.930	45.312	-28.688	74.000	PEAK

Note:

1. All Readings below 1GHz are Quasi-Peak, above 1GHz are performed with peak and/or average measurements as necessary.
2. Measurement Level = Reading Level + Correct Factor.
3. Correct Factor = Antenna factor + Cable loss –Amplifier gain.
4. The average measurement was not performed when the peak measured data under the limit of average detection.
5. The emission levels of other frequencies are very lower than the limit and not show in test report.

Product : Intel® Wireless-AC 9560
Test Item : Harmonic Radiated Emission Data
Test Date : 2018/12/25
Test Mode : Mode 3 MIMO: Transmit (802.11n-40BW_30Mbps)(5310MHz)

Horizontal

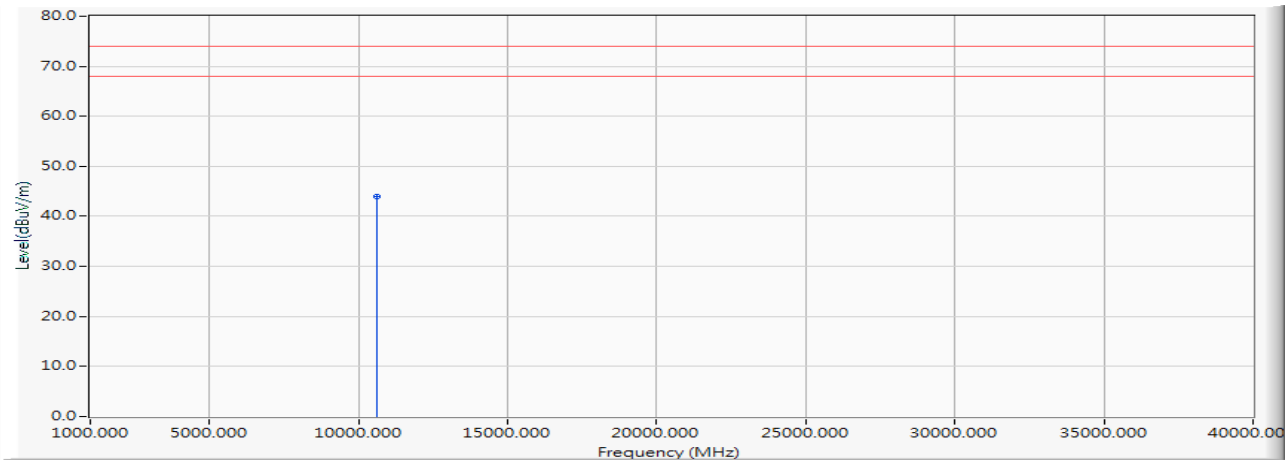

		Frequency (MHz)	Correct Factor (dB)	Reading Level (dBµV)	Measure Level (dBµV/m)	Margin (dB)	Limit (dBµV/m)	Detector Type
1	*	10620.000	0.527	43.510	44.037	-29.963	74.000	PEAK

Note:

1. All Readings below 1GHz are Quasi-Peak, above 1GHz are performed with peak and/or average measurements as necessary.
2. Measurement Level = Reading Level + Correct Factor.
3. Correct Factor = Antenna factor + Cable loss –Amplifier gain.
4. The average measurement was not performed when the peak measured data under the limit of average detection.
5. The emission levels of other frequencies are very lower than the limit and not show in test report.

Product : Intel® Wireless-AC 9560
Test Item : Harmonic Radiated Emission Data
Test Date : 2018/12/25
Test Mode : Mode 3 MIMO: Transmit (802.11n-40BW_30Mbps)(5310MHz)

Vertical

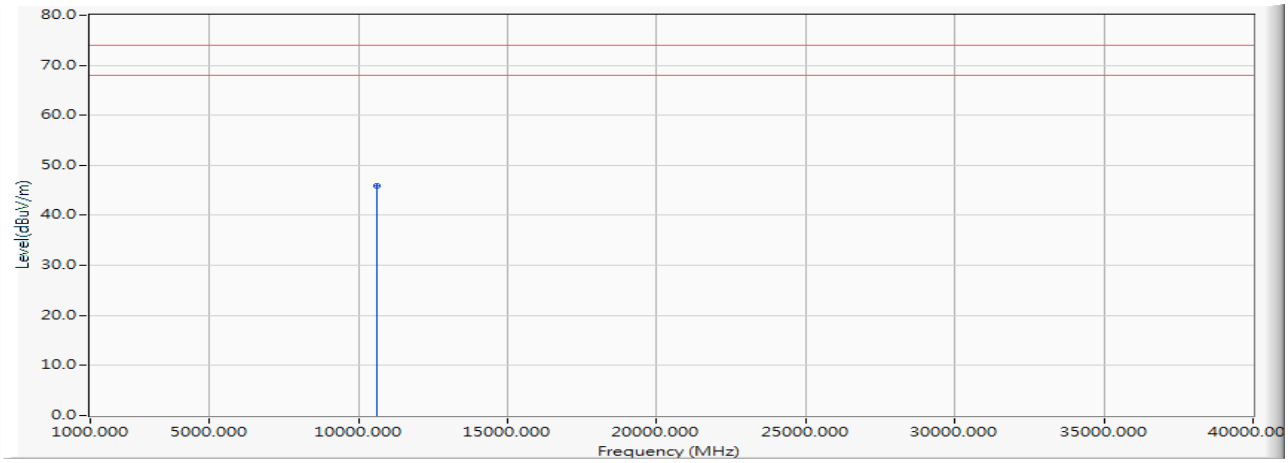

		Frequency (MHz)	Correct Factor (dB)	Reading Level (dBµV)	Measure Level (dBµV/m)	Margin (dB)	Limit (dBµV/m)	Detector Type
1	*	10620.000	0.527	45.320	45.847	-28.153	74.000	PEAK

Note:

1. All Readings below 1GHz are Quasi-Peak, above 1GHz are performed with peak and/or average measurements as necessary.
2. Measurement Level = Reading Level + Correct Factor.
3. Correct Factor = Antenna factor + Cable loss –Amplifier gain.
4. The average measurement was not performed when the peak measured data under the limit of average detection.
5. The emission levels of other frequencies are very lower than the limit and not show in test report.

Product : Intel® Wireless-AC 9560
Test Item : Harmonic Radiated Emission Data
Test Date : 2018/12/25
Test Mode : Mode 3 MIMO: Transmit (802.11n-40BW_30Mbps)(5510MHz)

Horizontal

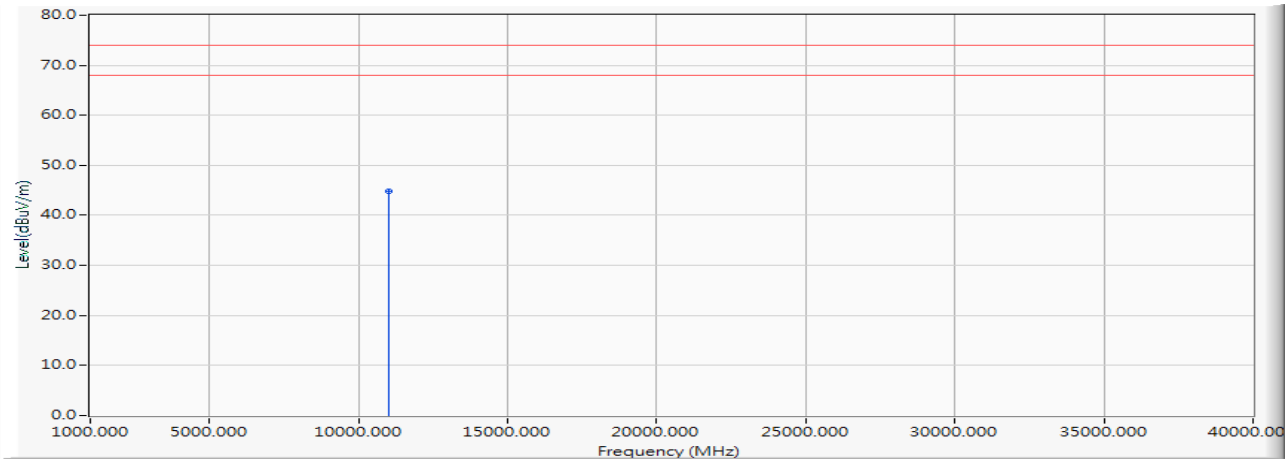

		Frequency (MHz)	Correct Factor (dB)	Reading Level (dBµV)	Measure Level (dBµV/m)	Margin (dB)	Limit (dBµV/m)	Detector Type
1	*	11020.000	1.170	43.580	44.750	-29.250	74.000	PEAK

Note:

1. All Readings below 1GHz are Quasi-Peak, above 1GHz are performed with peak and/or average measurements as necessary.
2. Measurement Level = Reading Level + Correct Factor.
3. Correct Factor = Antenna factor + Cable loss –Amplifier gain.
4. The average measurement was not performed when the peak measured data under the limit of average detection.
5. The emission levels of other frequencies are very lower than the limit and not show in test report.

Product : Intel® Wireless-AC 9560
Test Item : Harmonic Radiated Emission Data
Test Date : 2018/12/25
Test Mode : Mode 3 MIMO: Transmit (802.11n-40BW_30Mbps)(5510MHz)

Vertical

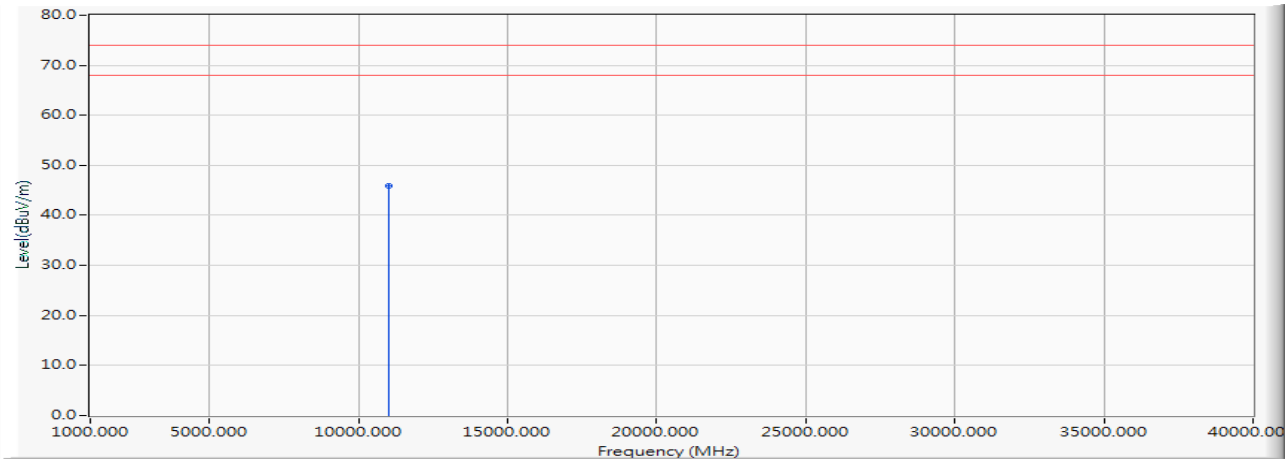

		Frequency (MHz)	Correct Factor (dB)	Reading Level (dBµV)	Measure Level (dBµV/m)	Margin (dB)	Limit (dBµV/m)	Detector Type
1	*	11020.000	1.170	44.650	45.820	-28.180	74.000	PEAK

Note:

1. All Readings below 1GHz are Quasi-Peak, above 1GHz are performed with peak and/or average measurements as necessary.
2. Measurement Level = Reading Level + Correct Factor.
3. Correct Factor = Antenna factor + Cable loss –Amplifier gain.
4. The average measurement was not performed when the peak measured data under the limit of average detection.
5. The emission levels of other frequencies are very lower than the limit and not show in test report.

Product : Intel® Wireless-AC 9560
Test Item : Harmonic Radiated Emission Data
Test Date : 2018/12/25
Test Mode : Mode 3 MIMO: Transmit (802.11n-40BW_30Mbps)(5590MHz)

Horizontal

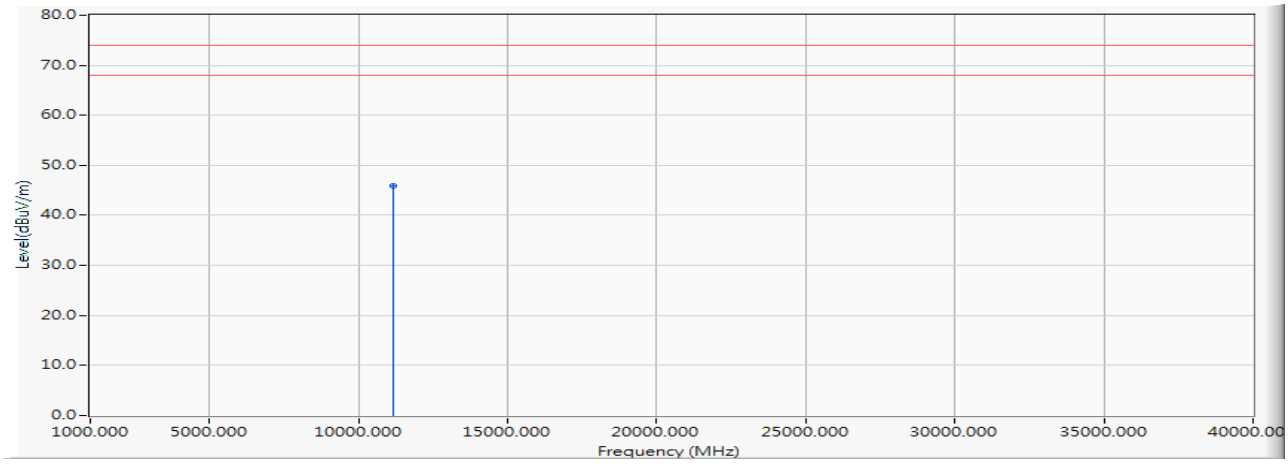

		Frequency (MHz)	Correct Factor (dB)	Reading Level (dBµV)	Measure Level (dBµV/m)	Margin (dB)	Limit (dBµV/m)	Detector Type
1	*	11180.000	1.221	44.780	46.001	-27.999	74.000	PEAK

Note:

1. All Readings below 1GHz are Quasi-Peak, above 1GHz are performed with peak and/or average measurements as necessary.
2. Measurement Level = Reading Level + Correct Factor.
3. Correct Factor = Antenna factor + Cable loss –Amplifier gain.
4. The average measurement was not performed when the peak measured data under the limit of average detection.
5. The emission levels of other frequencies are very lower than the limit and not show in test report.

Product : Intel® Wireless-AC 9560
Test Item : Harmonic Radiated Emission Data
Test Date : 2018/12/25
Test Mode : Mode 3 MIMO: Transmit (802.11n-40BW_30Mbps)(5590MHz)

Vertical

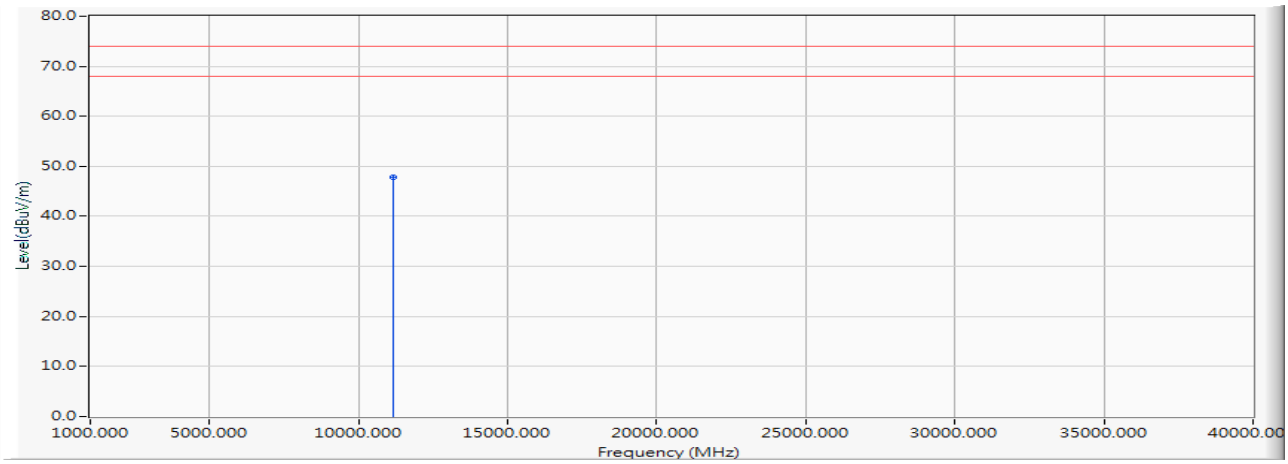

		Frequency (MHz)	Correct Factor (dB)	Reading Level (dBµV)	Measure Level (dBµV/m)	Margin (dB)	Limit (dBµV/m)	Detector Type
1	*	11180.000	1.221	46.680	47.901	-26.099	74.000	PEAK

Note:

1. All Readings below 1GHz are Quasi-Peak, above 1GHz are performed with peak and/or average measurements as necessary.
2. Measurement Level = Reading Level + Correct Factor.
3. Correct Factor = Antenna factor + Cable loss –Amplifier gain.
4. The average measurement was not performed when the peak measured data under the limit of average detection.
5. The emission levels of other frequencies are very lower than the limit and not show in test report.

Product : Intel® Wireless-AC 9560
Test Item : Harmonic Radiated Emission Data
Test Date : 2018/12/25
Test Mode : Mode 3 MIMO: Transmit (802.11n-40BW_30Mbps)(5670MHz)

Horizontal

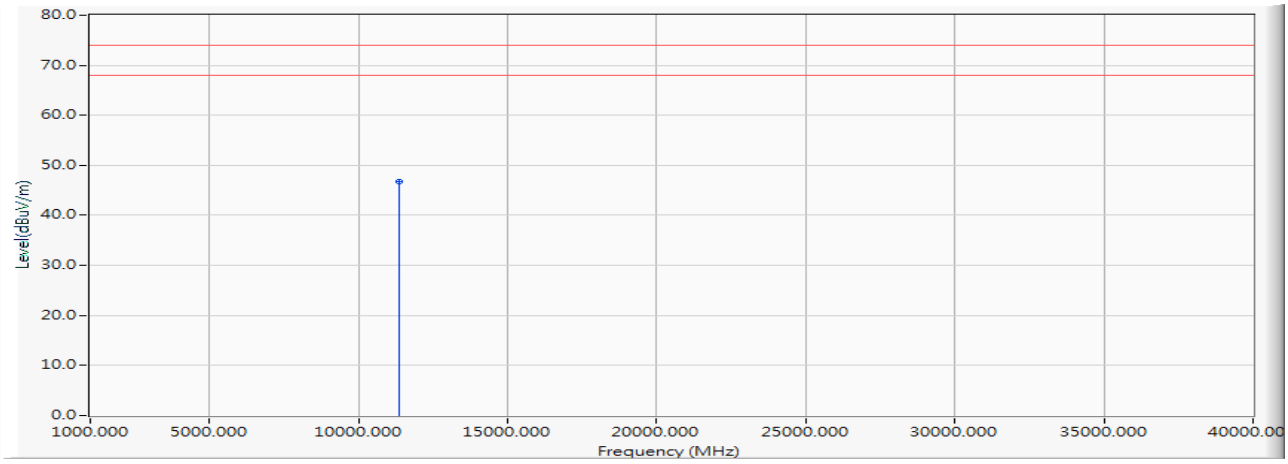

		Frequency (MHz)	Correct Factor (dB)	Reading Level (dBµV)	Measure Level (dBµV/m)	Margin (dB)	Limit (dBµV/m)	Detector Type
1	*	11340.000	1.482	45.210	46.691	-27.309	74.000	PEAK

Note:

1. All Readings below 1GHz are Quasi-Peak, above 1GHz are performed with peak and/or average measurements as necessary.
2. Measurement Level = Reading Level + Correct Factor.
3. Correct Factor = Antenna factor + Cable loss –Amplifier gain.
4. The average measurement was not performed when the peak measured data under the limit of average detection.
5. The emission levels of other frequencies are very lower than the limit and not show in test report.

Product : Intel® Wireless-AC 9560
Test Item : Harmonic Radiated Emission Data
Test Date : 2018/12/25
Test Mode : Mode 3 MIMO: Transmit (802.11n-40BW_30Mbps)(5670MHz)

Vertical

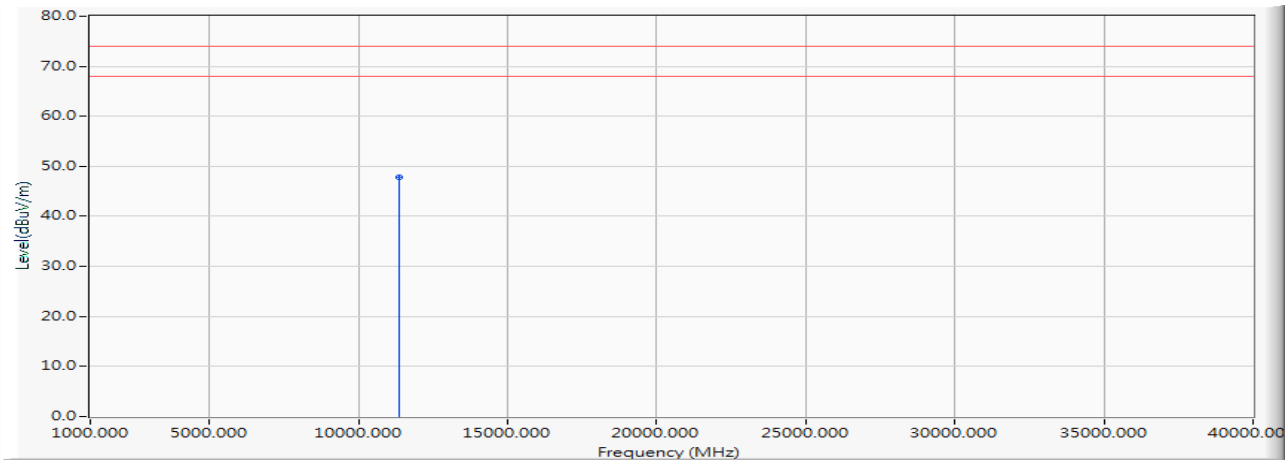

		Frequency (MHz)	Correct Factor (dB)	Reading Level (dBµV)	Measure Level (dBµV/m)	Margin (dB)	Limit (dBµV/m)	Detector Type
1	*	11340.000	1.482	46.300	47.781	-26.219	74.000	PEAK

Note:

1. All Readings below 1GHz are Quasi-Peak, above 1GHz are performed with peak and/or average measurements as necessary.
2. Measurement Level = Reading Level + Correct Factor.
3. Correct Factor = Antenna factor + Cable loss –Amplifier gain.
4. The average measurement was not performed when the peak measured data under the limit of average detection.
5. The emission levels of other frequencies are very lower than the limit and not show in test report.

Product : Intel® Wireless-AC 9560
Test Item : Harmonic Radiated Emission Data
Test Date : 2018/12/25
Test Mode : Mode 3 MIMO: Transmit (802.11n-40BW_30Mbps)(5755MHz)

Horizontal

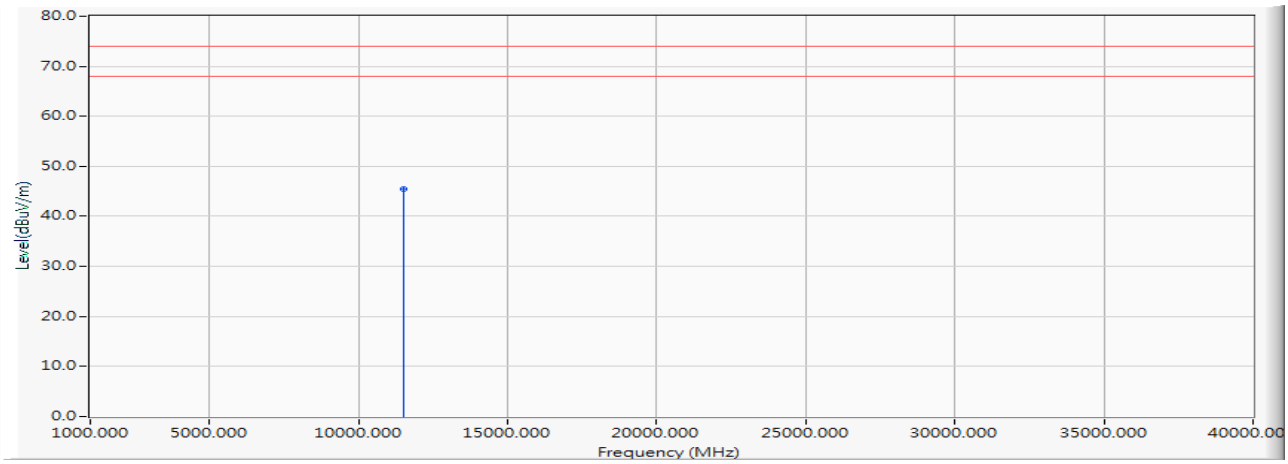

		Frequency (MHz)	Correct Factor (dB)	Reading Level (dBµV)	Measure Level (dBµV/m)	Margin (dB)	Limit (dBµV/m)	Detector Type
1	*	11510.000	1.898	43.580	45.479	-28.521	74.000	PEAK

Note:

1. All Readings below 1GHz are Quasi-Peak, above 1GHz are performed with peak and/or average measurements as necessary.
2. Measurement Level = Reading Level + Correct Factor.
3. Correct Factor = Antenna factor + Cable loss –Amplifier gain.
4. The average measurement was not performed when the peak measured data under the limit of average detection.
5. The emission levels of other frequencies are very lower than the limit and not show in test report.

Product : Intel® Wireless-AC 9560
Test Item : Harmonic Radiated Emission Data
Test Date : 2018/12/25
Test Mode : Mode 3 MIMO: Transmit (802.11n-40BW_30Mbps)(5755MHz)

Vertical

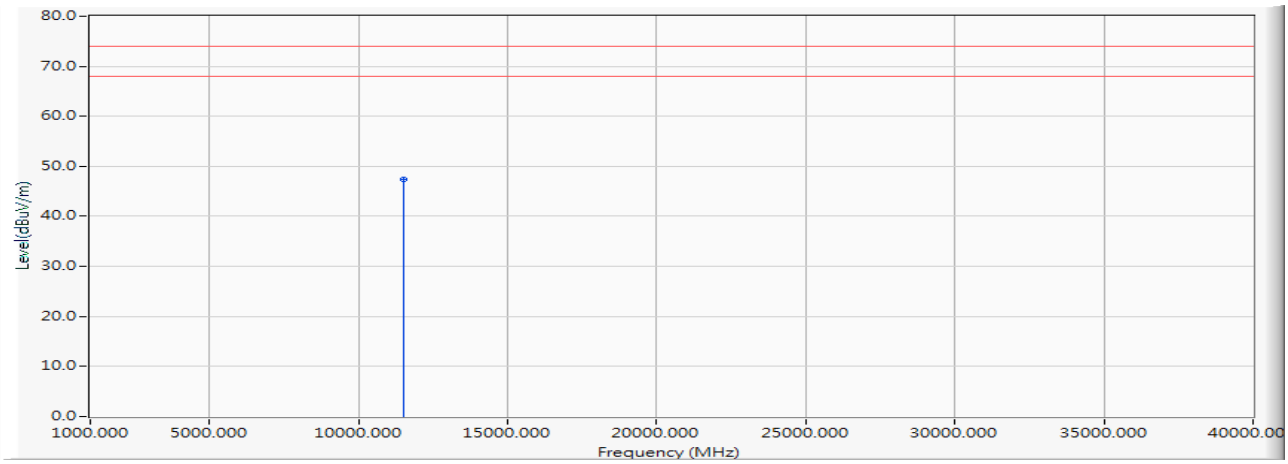

		Frequency (MHz)	Correct Factor (dB)	Reading Level (dBµV)	Measure Level (dBµV/m)	Margin (dB)	Limit (dBµV/m)	Detector Type
1	*	11510.000	1.898	45.580	47.479	-26.521	74.000	PEAK

Note:

1. All Readings below 1GHz are Quasi-Peak, above 1GHz are performed with peak and/or average measurements as necessary.
2. Measurement Level = Reading Level + Correct Factor.
3. Correct Factor = Antenna factor + Cable loss –Amplifier gain.
4. The average measurement was not performed when the peak measured data under the limit of average detection.
5. The emission levels of other frequencies are very lower than the limit and not show in test report.

Product : Intel® Wireless-AC 9560
Test Item : Harmonic Radiated Emission Data
Test Date : 2018/12/25
Test Mode : Mode 3 MIMO: Transmit (802.11n-40BW_30Mbps)(5795MHz)

Horizontal

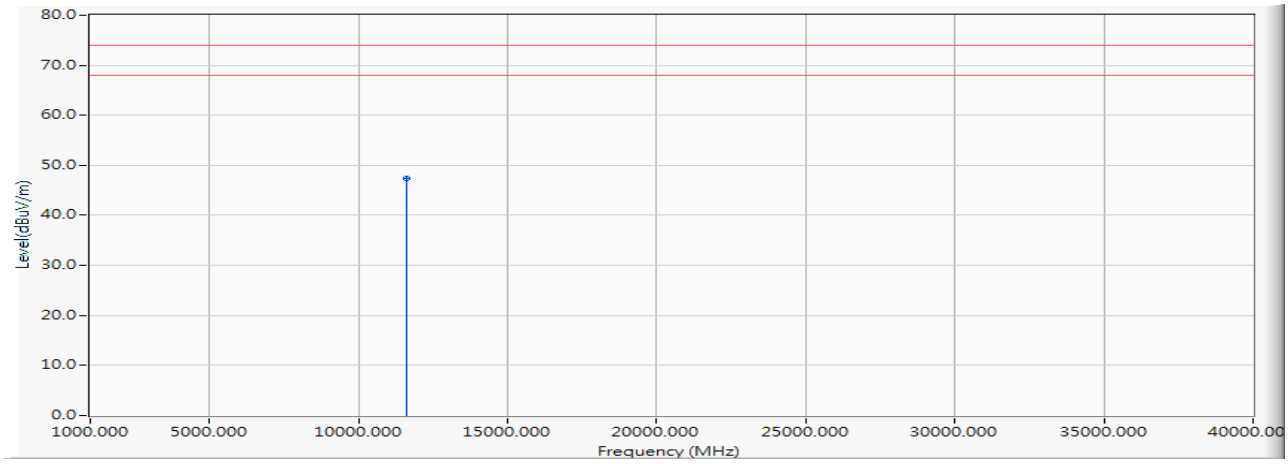

		Frequency (MHz)	Correct Factor (dB)	Reading Level (dBµV)	Measure Level (dBµV/m)	Margin (dB)	Limit (dBµV/m)	Detector Type
1	*	11590.000	2.014	45.300	47.313	-26.687	74.000	PEAK

Note:

1. All Readings below 1GHz are Quasi-Peak, above 1GHz are performed with peak and/or average measurements as necessary.
2. Measurement Level = Reading Level + Correct Factor.
3. Correct Factor = Antenna factor + Cable loss –Amplifier gain.
4. The average measurement was not performed when the peak measured data under the limit of average detection.
5. The emission levels of other frequencies are very lower than the limit and not show in test report.

Product : Intel® Wireless-AC 9560
Test Item : Harmonic Radiated Emission Data
Test Date : 2018/12/25
Test Mode : Mode 3 MIMO: Transmit (802.11n-40BW_30Mbps)(5795MHz)

Vertical

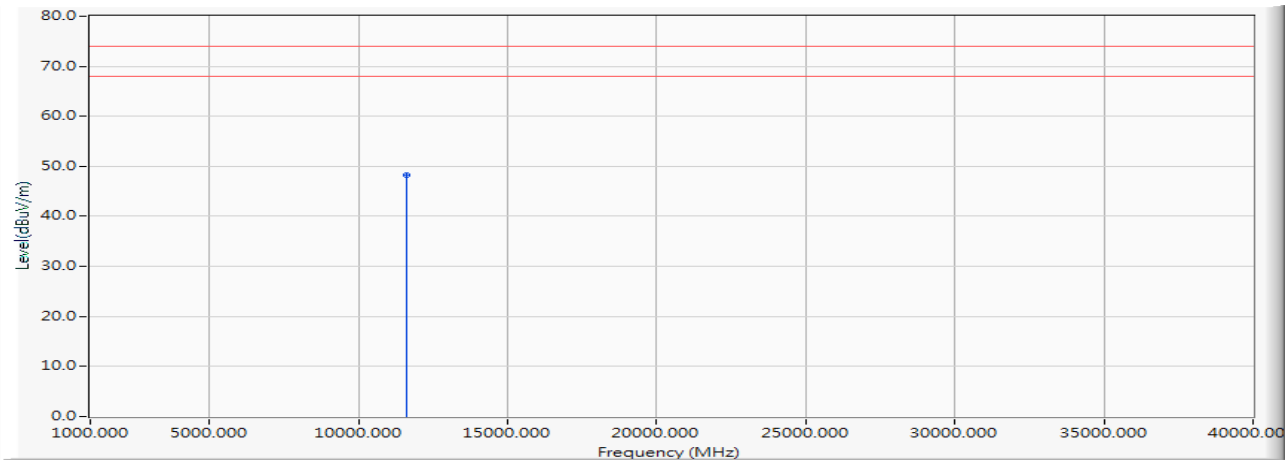

		Frequency (MHz)	Correct Factor (dB)	Reading Level (dBµV)	Measure Level (dBµV/m)	Margin (dB)	Limit (dBµV/m)	Detector Type
1	*	11590.000	2.014	46.170	48.183	-25.817	74.000	PEAK

Note:

1. All Readings below 1GHz are Quasi-Peak, above 1GHz are performed with peak and/or average measurements as necessary.
2. Measurement Level = Reading Level + Correct Factor.
3. Correct Factor = Antenna factor + Cable loss –Amplifier gain.
4. The average measurement was not performed when the peak measured data under the limit of average detection.
5. The emission levels of other frequencies are very lower than the limit and not show in test report.

Product : Intel® Wireless-AC 9560
Test Item : Harmonic Radiated Emission Data
Test Date : 2018/12/25
Test Mode : Mode 3 MIMO: Transmit (802.11ac-20BW_14.4Mbps)(5720MHz)

Horizontal

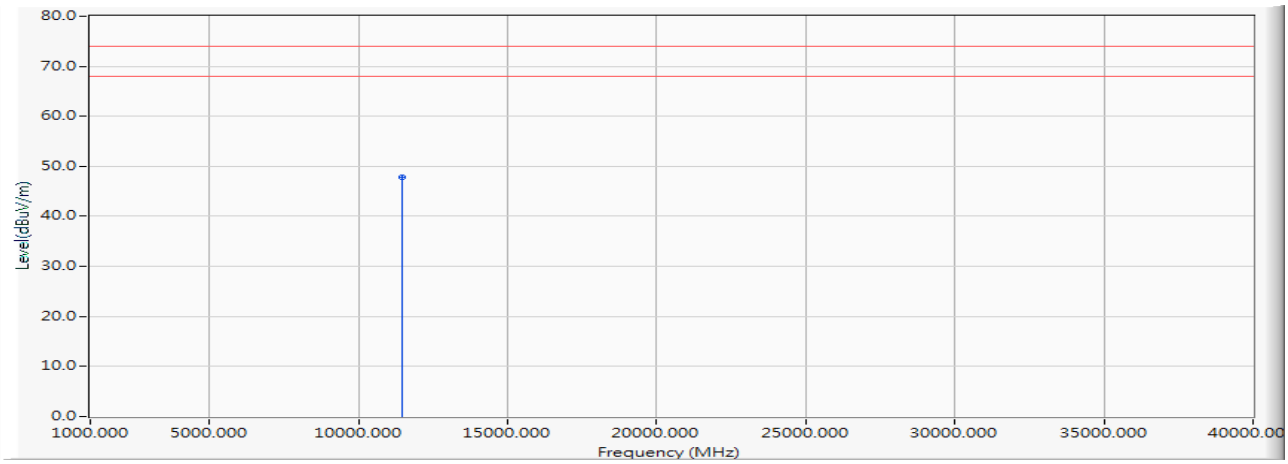

		Frequency (MHz)	Correct Factor (dB)	Reading Level (dBµV)	Measure Level (dBµV/m)	Margin (dB)	Limit (dBµV/m)	Detector Type
1	*	11440.000	1.767	46.010	47.777	-26.223	74.000	PEAK

Note:

1. All Readings below 1GHz are Quasi-Peak, above 1GHz are performed with peak and/or average measurements as necessary.
2. Measurement Level = Reading Level + Correct Factor.
3. Correct Factor = Antenna factor + Cable loss –Amplifier gain.
4. The average measurement was not performed when the peak measured data under the limit of average detection.
5. The emission levels of other frequencies are very lower than the limit and not show in test report.

Product : Intel® Wireless-AC 9560
Test Item : Harmonic Radiated Emission Data
Test Date : 2018/12/25
Test Mode : Mode 3 MIMO: Transmit (802.11ac-20BW_14.4Mbps)(5720MHz)

Vertical

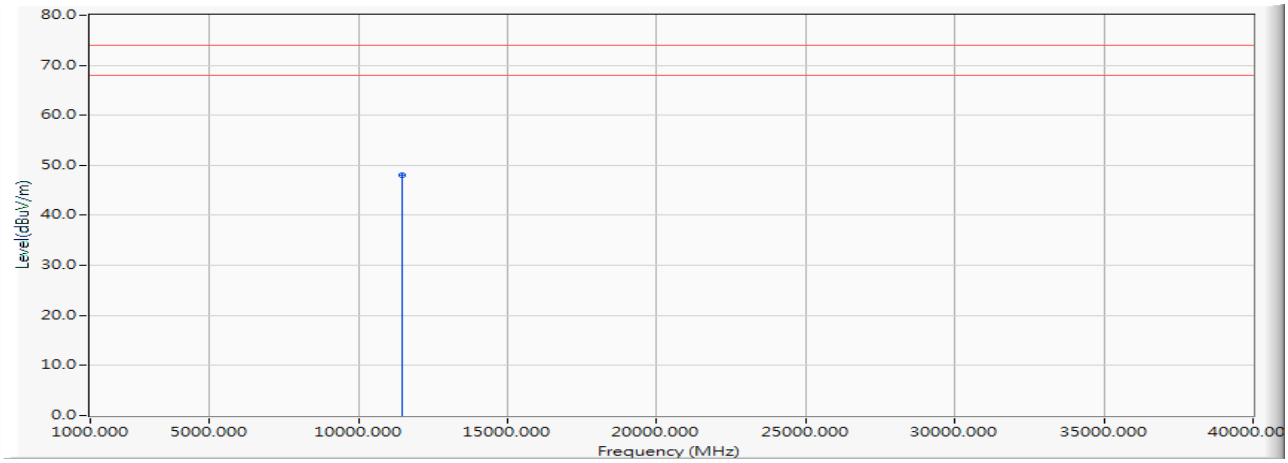

		Frequency (MHz)	Correct Factor (dB)	Reading Level (dBµV)	Measure Level (dBµV/m)	Margin (dB)	Limit (dBµV/m)	Detector Type
1	*	11440.000	1.767	46.350	48.117	-25.883	74.000	PEAK

Note:

1. All Readings below 1GHz are Quasi-Peak, above 1GHz are performed with peak and/or average measurements as necessary.
2. Measurement Level = Reading Level + Correct Factor.
3. Correct Factor = Antenna factor + Cable loss –Amplifier gain.
4. The average measurement was not performed when the peak measured data under the limit of average detection.
5. The emission levels of other frequencies are very lower than the limit and not show in test report.

Product : Intel® Wireless-AC 9560
Test Item : Harmonic Radiated Emission Data
Test Date : 2018/12/25
Test Mode : Mode 3 MIMO: Transmit (802.11ac-40BW_30Mbps)(5710MHz)

Horizontal

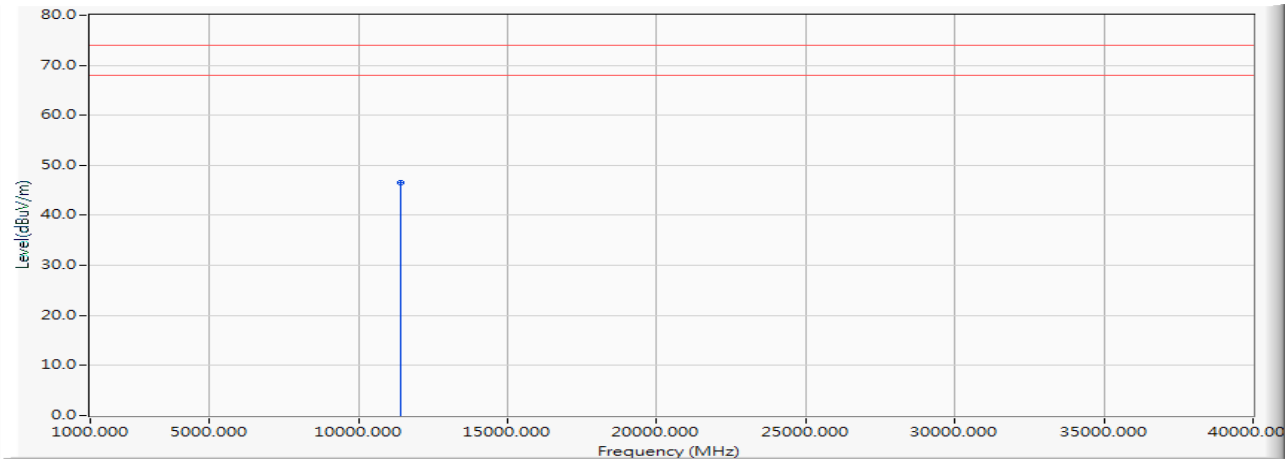

		Frequency (MHz)	Correct Factor (dB)	Reading Level (dBµV)	Measure Level (dBµV/m)	Margin (dB)	Limit (dBµV/m)	Detector Type
1	*	11420.000	1.708	44.810	46.518	-27.482	74.000	PEAK

Note:

1. All Readings below 1GHz are Quasi-Peak, above 1GHz are performed with peak and/or average measurements as necessary.
2. Measurement Level = Reading Level + Correct Factor.
3. Correct Factor = Antenna factor + Cable loss –Amplifier gain.
4. The average measurement was not performed when the peak measured data under the limit of average detection.
5. The emission levels of other frequencies are very lower than the limit and not show in test report.

Product : Intel® Wireless-AC 9560
Test Item : Harmonic Radiated Emission Data
Test Date : 2018/12/25
Test Mode : Mode 3 MIMO: Transmit (802.11ac-40BW_30Mbps)(5710MHz)

Vertical

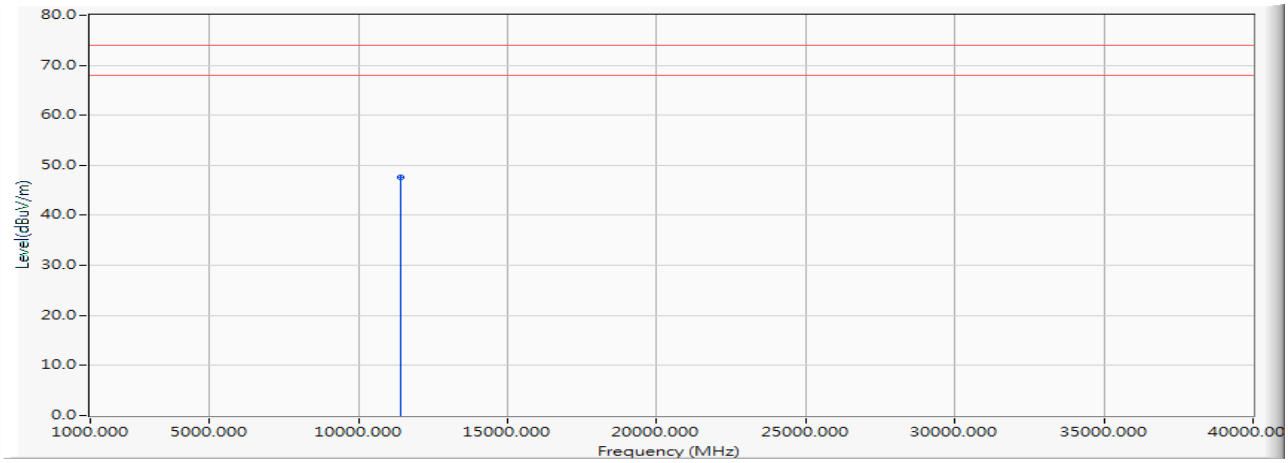

		Frequency (MHz)	Correct Factor (dB)	Reading Level (dBµV)	Measure Level (dBµV/m)	Margin (dB)	Limit (dBµV/m)	Detector Type
1	*	11420.000	1.708	45.820	47.528	-26.472	74.000	PEAK

Note:

1. All Readings below 1GHz are Quasi-Peak, above 1GHz are performed with peak and/or average measurements as necessary.
2. Measurement Level = Reading Level + Correct Factor.
3. Correct Factor = Antenna factor + Cable loss –Amplifier gain.
4. The average measurement was not performed when the peak measured data under the limit of average detection.
5. The emission levels of other frequencies are very lower than the limit and not show in test report.

Product : Intel® Wireless-AC 9560
Test Item : Harmonic Radiated Emission Data
Test Date : 2018/12/25
Test Mode : Mode 3 MIMO: Transmit (802.11ac-80BW_65Mbps)(5210MHz)

Horizontal

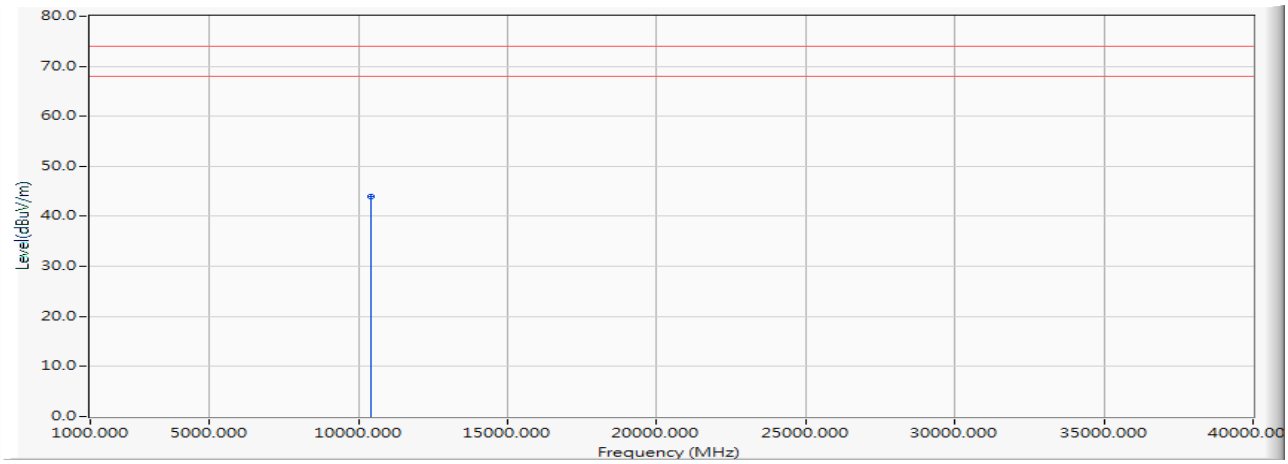

		Frequency (MHz)	Correct Factor (dB)	Reading Level (dBµV)	Measure Level (dBµV/m)	Margin (dB)	Limit (dBµV/m)	Detector Type
1	*	10420.000	0.191	43.880	44.071	-29.929	74.000	PEAK

Note:

1. All Readings below 1GHz are Quasi-Peak, above 1GHz are performed with peak and/or average measurements as necessary.
2. Measurement Level = Reading Level + Correct Factor.
3. Correct Factor = Antenna factor + Cable loss –Amplifier gain.
4. The average measurement was not performed when the peak measured data under the limit of average detection.
5. The emission levels of other frequencies are very lower than the limit and not show in test report.

Product : Intel® Wireless-AC 9560
Test Item : Harmonic Radiated Emission Data
Test Date : 2018/12/25
Test Mode : Mode 3 MIMO: Transmit (802.11ac-80BW_65Mbps)(5210MHz)

Vertical

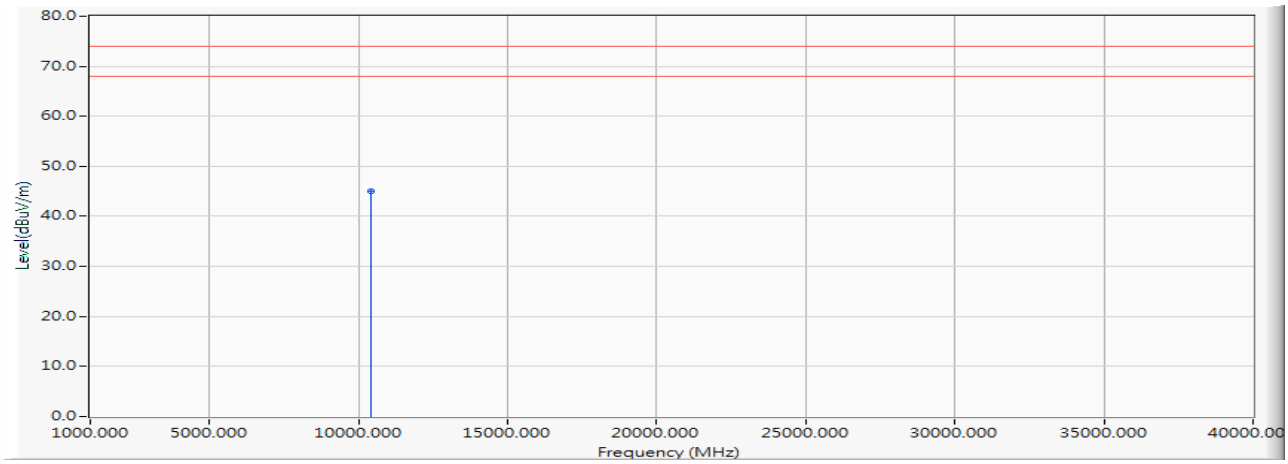

		Frequency (MHz)	Correct Factor (dB)	Reading Level (dBµV)	Measure Level (dBµV/m)	Margin (dB)	Limit (dBµV/m)	Detector Type
1	*	10420.000	0.191	44.950	45.141	-28.859	74.000	PEAK

Note:

1. All Readings below 1GHz are Quasi-Peak, above 1GHz are performed with peak and/or average measurements as necessary.
2. Measurement Level = Reading Level + Correct Factor.
3. Correct Factor = Antenna factor + Cable loss –Amplifier gain.
4. The average measurement was not performed when the peak measured data under the limit of average detection.
5. The emission levels of other frequencies are very lower than the limit and not show in test report.

Product : Intel® Wireless-AC 9560
Test Item : Harmonic Radiated Emission Data
Test Date : 2018/12/25
Test Mode : Mode 3 MIMO: Transmit (802.11ac-80BW_65Mbps)(5290MHz)

Horizontal

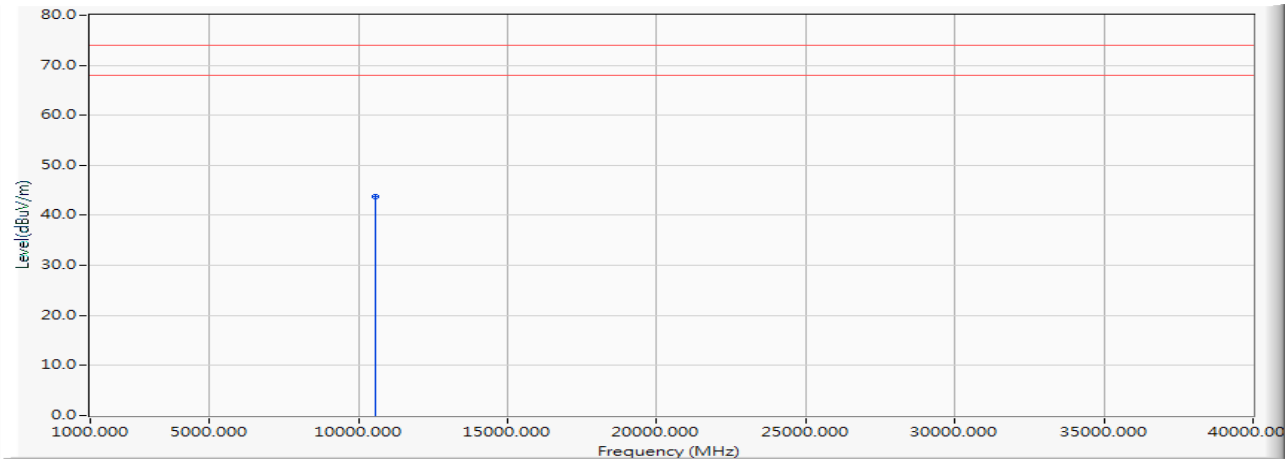

		Frequency (MHz)	Correct Factor (dB)	Reading Level (dBµV)	Measure Level (dBµV/m)	Margin (dB)	Limit (dBµV/m)	Detector Type
1	*	10580.000	0.463	43.250	43.713	-30.287	74.000	PEAK

Note:

1. All Readings below 1GHz are Quasi-Peak, above 1GHz are performed with peak and/or average measurements as necessary.
2. Measurement Level = Reading Level + Correct Factor.
3. Correct Factor = Antenna factor + Cable loss –Amplifier gain.
4. The average measurement was not performed when the peak measured data under the limit of average detection.
5. The emission levels of other frequencies are very lower than the limit and not show in test report.

Product : Intel® Wireless-AC 9560
Test Item : Harmonic Radiated Emission Data
Test Date : 2018/12/25
Test Mode : Mode 3 MIMO: Transmit (802.11ac-80BW_65Mbps)(5290MHz)

Vertical

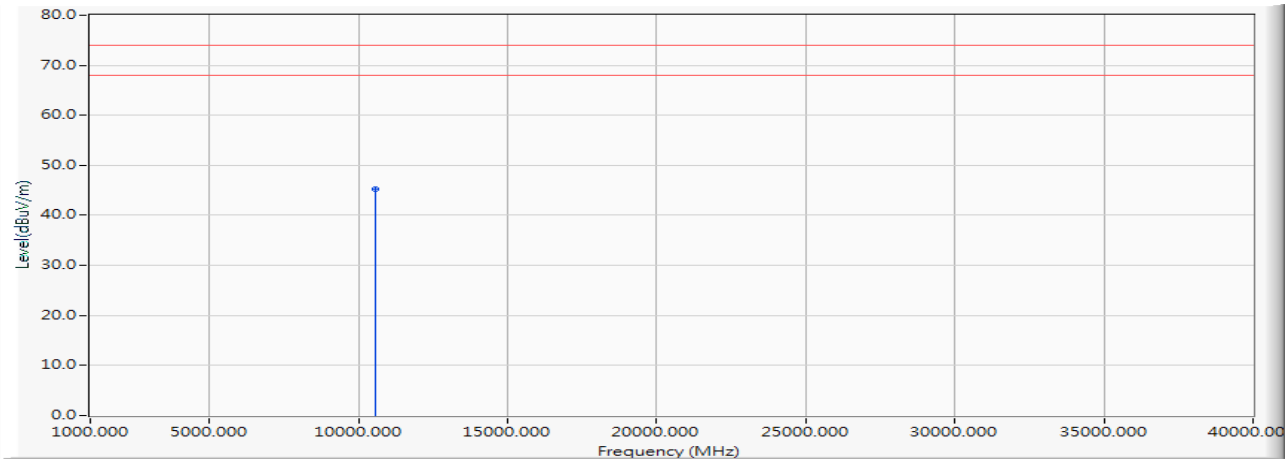

		Frequency (MHz)	Correct Factor (dB)	Reading Level (dBµV)	Measure Level (dBµV/m)	Margin (dB)	Limit (dBµV/m)	Detector Type
1	*	10580.000	0.463	44.870	45.333	-28.667	74.000	PEAK

Note:

1. All Readings below 1GHz are Quasi-Peak, above 1GHz are performed with peak and/or average measurements as necessary.
2. Measurement Level = Reading Level + Correct Factor.
3. Correct Factor = Antenna factor + Cable loss –Amplifier gain.
4. The average measurement was not performed when the peak measured data under the limit of average detection.
5. The emission levels of other frequencies are very lower than the limit and not show in test report.

Product : Intel® Wireless-AC 9560
Test Item : Harmonic Radiated Emission Data
Test Date : 2018/12/25
Test Mode : Mode 3 MIMO: Transmit (802.11ac-80BW_65Mbps)(5530MHz)

Horizontal

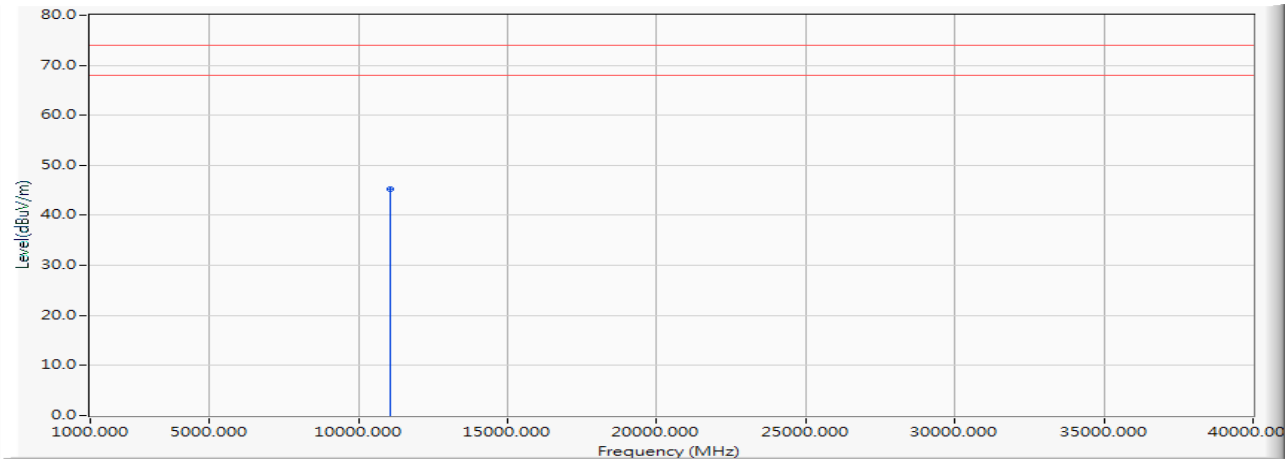

		Frequency (MHz)	Correct Factor (dB)	Reading Level (dBµV)	Measure Level (dBµV/m)	Margin (dB)	Limit (dBµV/m)	Detector Type
1	*	11060.000	1.130	44.150	45.281	-28.719	74.000	PEAK

Note:

1. All Readings below 1GHz are Quasi-Peak, above 1GHz are performed with peak and/or average measurements as necessary.
2. Measurement Level = Reading Level + Correct Factor.
3. Correct Factor = Antenna factor + Cable loss –Amplifier gain.
4. The average measurement was not performed when the peak measured data under the limit of average detection.
5. The emission levels of other frequencies are very lower than the limit and not show in test report.

Product : Intel® Wireless-AC 9560
Test Item : Harmonic Radiated Emission Data
Test Date : 2018/12/25
Test Mode : Mode 3 MIMO: Transmit (802.11ac-80BW_65Mbps)(5530MHz)

Vertical

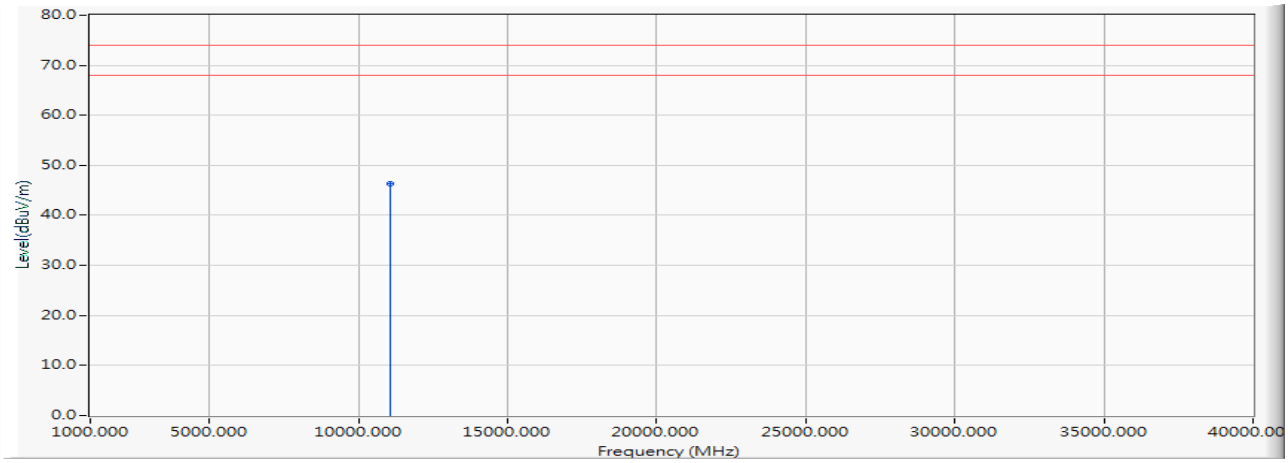

		Frequency (MHz)	Correct Factor (dB)	Reading Level (dBµV)	Measure Level (dBµV/m)	Margin (dB)	Limit (dBµV/m)	Detector Type
1	*	11060.000	1.130	45.140	46.271	-27.729	74.000	PEAK

Note:

1. All Readings below 1GHz are Quasi-Peak, above 1GHz are performed with peak and/or average measurements as necessary.
2. Measurement Level = Reading Level + Correct Factor.
3. Correct Factor = Antenna factor + Cable loss –Amplifier gain.
4. The average measurement was not performed when the peak measured data under the limit of average detection.
5. The emission levels of other frequencies are very lower than the limit and not show in test report.

Product : Intel® Wireless-AC 9560
Test Item : Harmonic Radiated Emission Data
Test Date : 2018/12/25
Test Mode : Mode 3 MIMO: Transmit (802.11ac-80BW_65Mbps)(5610MHz)

Horizontal

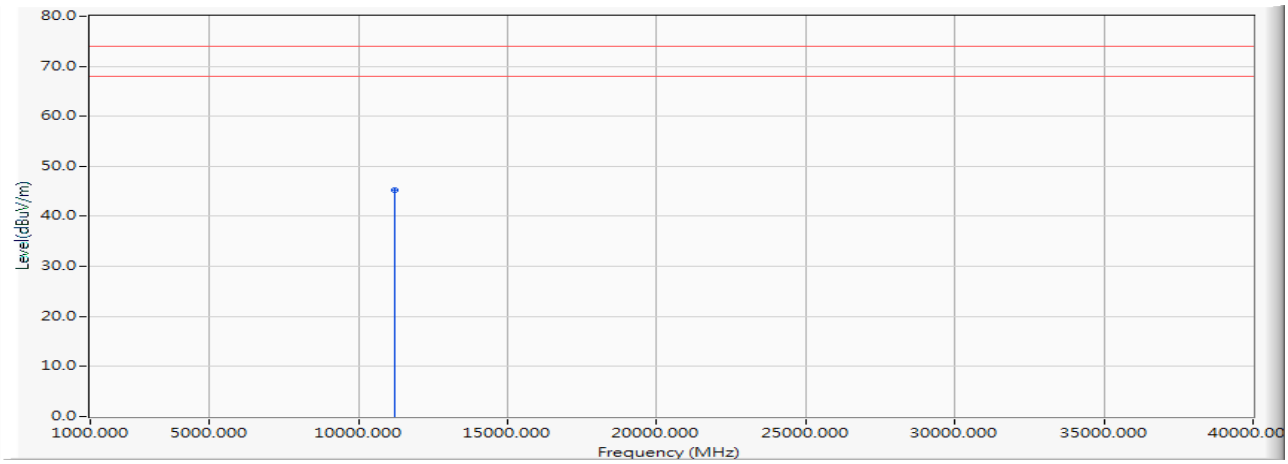

		Frequency (MHz)	Correct Factor (dB)	Reading Level (dBµV)	Measure Level (dBµV/m)	Margin (dB)	Limit (dBµV/m)	Detector Type
1	*	11220.000	1.247	43.920	45.167	-28.833	74.000	PEAK

Note:

1. All Readings below 1GHz are Quasi-Peak, above 1GHz are performed with peak and/or average measurements as necessary.
2. Measurement Level = Reading Level + Correct Factor.
3. Correct Factor = Antenna factor + Cable loss –Amplifier gain.
4. The average measurement was not performed when the peak measured data under the limit of average detection.
5. The emission levels of other frequencies are very lower than the limit and not show in test report.

Product : Intel® Wireless-AC 9560
Test Item : Harmonic Radiated Emission Data
Test Date : 2018/12/25
Test Mode : Mode 3 MIMO: Transmit (802.11ac-80BW_65Mbps)(5610MHz)

Vertical

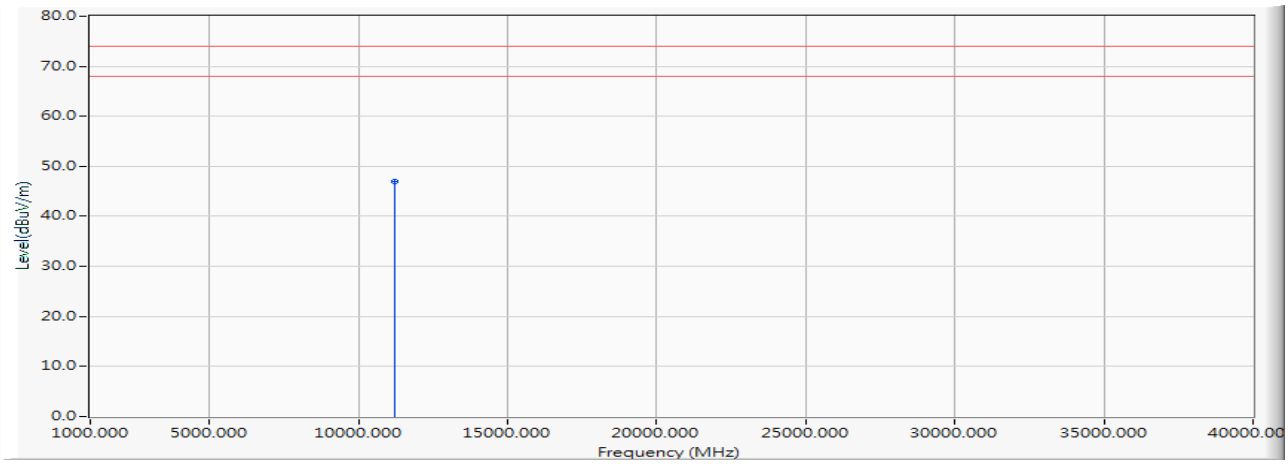

		Frequency (MHz)	Correct Factor (dB)	Reading Level (dBµV)	Measure Level (dBµV/m)	Margin (dB)	Limit (dBµV/m)	Detector Type
1	*	11220.000	1.247	45.620	46.867	-27.133	74.000	PEAK

Note:

1. All Readings below 1GHz are Quasi-Peak, above 1GHz are performed with peak and/or average measurements as necessary.
2. Measurement Level = Reading Level + Correct Factor.
3. Correct Factor = Antenna factor + Cable loss –Amplifier gain.
4. The average measurement was not performed when the peak measured data under the limit of average detection.
5. The emission levels of other frequencies are very lower than the limit and not show in test report.

Product : Intel® Wireless-AC 9560
Test Item : Harmonic Radiated Emission Data
Test Date : 2018/12/25
Test Mode : Mode 3 MIMO: Transmit (802.11ac-80BW_65Mbps)(5690MHz)

Horizontal

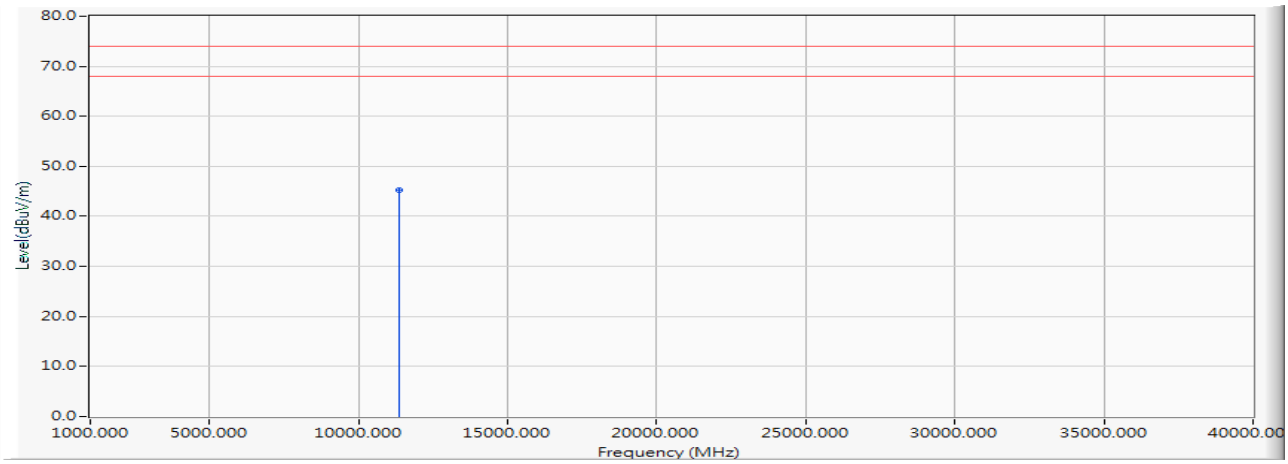

		Frequency (MHz)	Correct Factor (dB)	Reading Level (dBµV)	Measure Level (dBµV/m)	Margin (dB)	Limit (dBµV/m)	Detector Type
1	*	11380.000	1.604	43.620	45.223	-28.777	74.000	PEAK

Note:

1. All Readings below 1GHz are Quasi-Peak, above 1GHz are performed with peak and/or average measurements as necessary.
2. Measurement Level = Reading Level + Correct Factor.
3. Correct Factor = Antenna factor + Cable loss –Amplifier gain.
4. The average measurement was not performed when the peak measured data under the limit of average detection.
5. The emission levels of other frequencies are very lower than the limit and not show in test report.

Product : Intel® Wireless-AC 9560
Test Item : Harmonic Radiated Emission Data
Test Date : 2018/12/25
Test Mode : Mode 3 MIMO: Transmit (802.11ac-80BW_65Mbps)(5690MHz)

Vertical

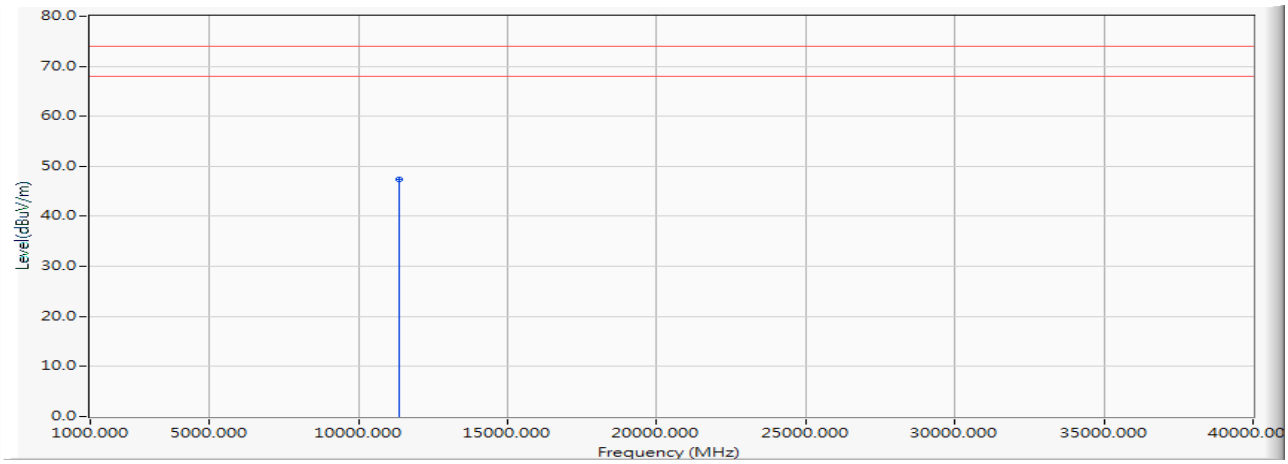

		Frequency (MHz)	Correct Factor (dB)	Reading Level (dBµV)	Measure Level (dBµV/m)	Margin (dB)	Limit (dBµV/m)	Detector Type
1	*	11380.000	1.604	45.760	47.363	-26.637	74.000	PEAK

Note:

1. All Readings below 1GHz are Quasi-Peak, above 1GHz are performed with peak and/or average measurements as necessary.
2. Measurement Level = Reading Level + Correct Factor.
3. Correct Factor = Antenna factor + Cable loss –Amplifier gain.
4. The average measurement was not performed when the peak measured data under the limit of average detection.
5. The emission levels of other frequencies are very lower than the limit and not show in test report.

Product : Intel® Wireless-AC 9560
Test Item : Harmonic Radiated Emission Data
Test Date : 2018/12/25
Test Mode : Mode 3 MIMO: Transmit (802.11ac-80BW_65Mbps)(5775MHz)

Horizontal

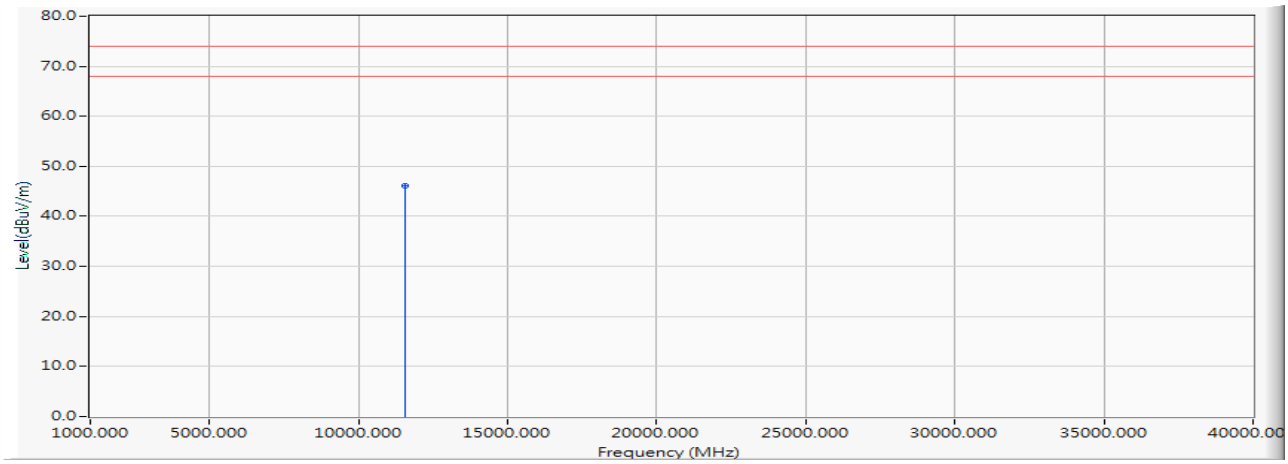

		Frequency (MHz)	Correct Factor (dB)	Reading Level (dBµV)	Measure Level (dBµV/m)	Margin (dB)	Limit (dBµV/m)	Detector Type
1	*	11550.000	1.987	44.180	46.167	-27.833	74.000	PEAK

Note:

1. All Readings below 1GHz are Quasi-Peak, above 1GHz are performed with peak and/or average measurements as necessary.
2. Measurement Level = Reading Level + Correct Factor.
3. Correct Factor = Antenna factor + Cable loss –Amplifier gain.
4. The average measurement was not performed when the peak measured data under the limit of average detection.
5. The emission levels of other frequencies are very lower than the limit and not show in test report.

Product	:	Intel® Wireless-AC 9560
Test Item	:	Harmonic Radiated Emission Data
Test Date	:	2018/12/25
Test Mode	:	Mode 3 MIMO: Transmit (802.11ac-80BW_65Mbps)(5775MHz)

Vertical

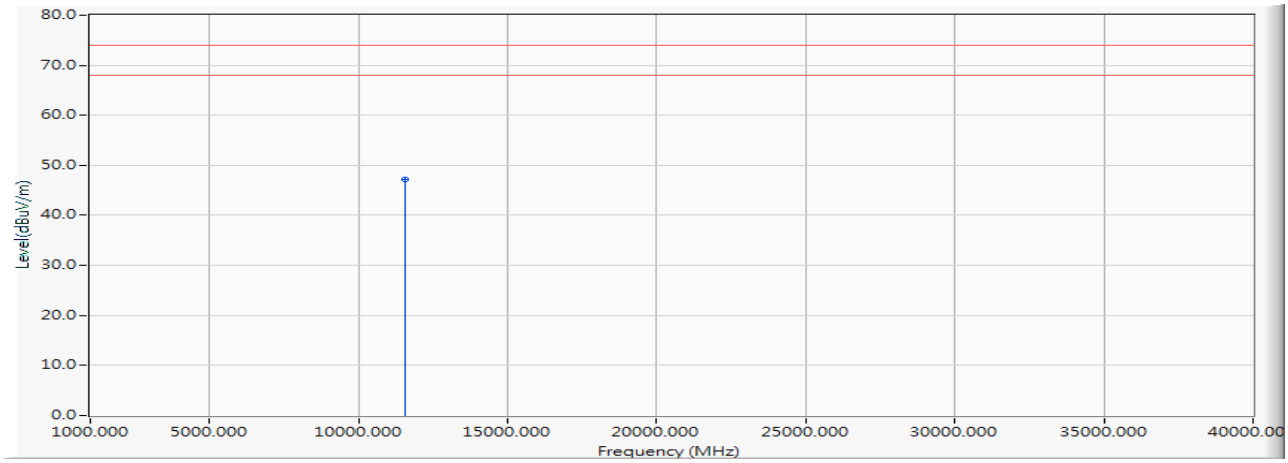

		Frequency (MHz)	Correct Factor (dB)	Reading Level (dBµV)	Measure Level (dBµV/m)	Margin (dB)	Limit (dBµV/m)	Detector Type
1	*	11550.000	1.987	45.100	47.087	-26.913	74.000	PEAK

Note:

1. All Readings below 1GHz are Quasi-Peak, above 1GHz are performed with peak and/or average measurements as necessary.
2. Measurement Level = Reading Level + Correct Factor.
3. Correct Factor = Antenna factor + Cable loss –Amplifier gain.
4. The average measurement was not performed when the peak measured data under the limit of average detection.
5. The emission levels of other frequencies are very lower than the limit and not show in test report.

Product : Intel® Wireless-AC 9560
Test Item : Harmonic Radiated Emission Data
Test Date : 2018/12/25
Test Mode : Mode 3 MIMO: Transmit (802.11ac-160BW_130Mbps)(5250MHz)

Horizontal

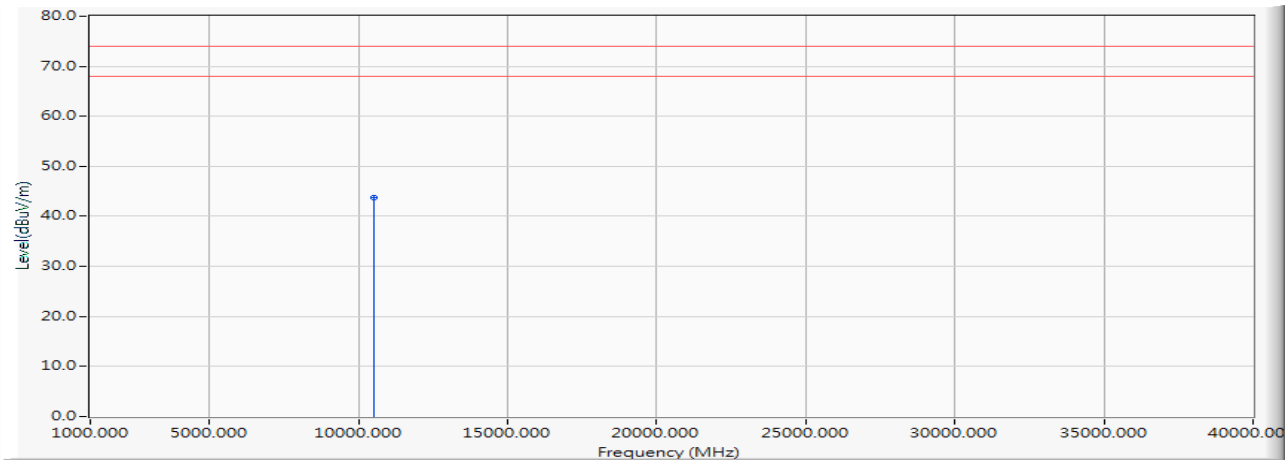

		Frequency (MHz)	Correct Factor (dB)	Reading Level (dBµV)	Measure Level (dBµV/m)	Margin (dB)	Limit (dBµV/m)	Detector Type
1	*	10500.000	0.279	43.580	43.859	-30.141	74.000	PEAK

Note:

1. All Readings below 1GHz are Quasi-Peak, above 1GHz are performed with peak and/or average measurements as necessary.
2. Measurement Level = Reading Level + Correct Factor.
3. Correct Factor = Antenna factor + Cable loss –Amplifier gain.
4. The average measurement was not performed when the peak measured data under the limit of average detection.
5. The emission levels of other frequencies are very lower than the limit and not show in test report.

Product	:	Intel® Wireless-AC 9560
Test Item	:	Harmonic Radiated Emission Data
Test Date	:	2018/12/25
Test Mode	:	Mode 3 MIMO: Transmit (802.11ac-160BW_130Mbps)(5250MHz)

Vertical

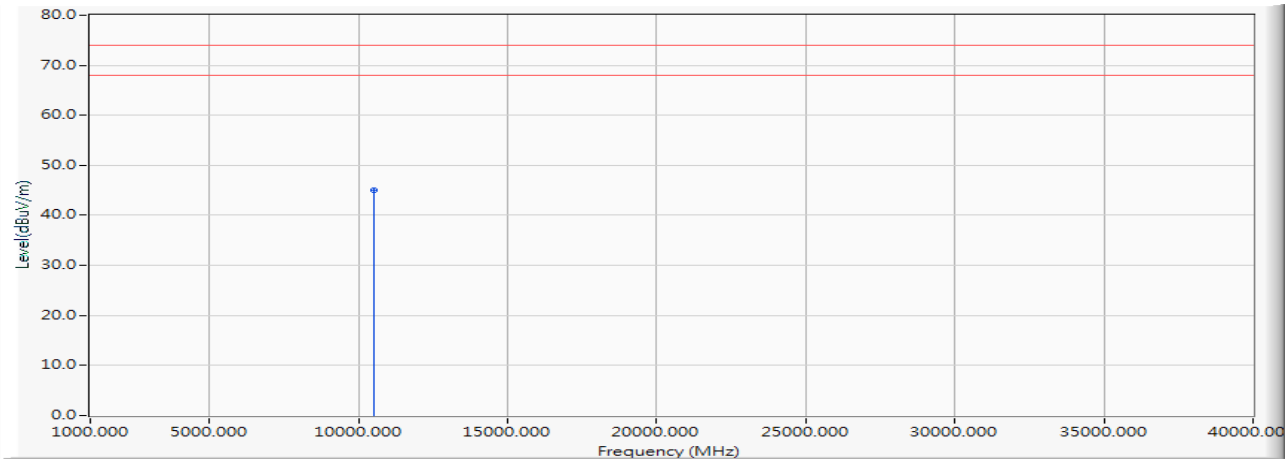

		Frequency (MHz)	Correct Factor (dB)	Reading Level (dBµV)	Measure Level (dBµV/m)	Margin (dB)	Limit (dBµV/m)	Detector Type
1	*	10500.000	0.279	44.740	45.019	-28.981	74.000	PEAK

Note:

1. All Readings below 1GHz are Quasi-Peak, above 1GHz are performed with peak and/or average measurements as necessary.
2. Measurement Level = Reading Level + Correct Factor.
3. Correct Factor = Antenna factor + Cable loss –Amplifier gain.
4. The average measurement was not performed when the peak measured data under the limit of average detection.
5. The emission levels of other frequencies are very lower than the limit and not show in test report.

Product : Intel® Wireless-AC 9560
Test Item : Harmonic Radiated Emission Data
Test Date : 2018/12/25
Test Mode : Mode 3 MIMO: Transmit (802.11ac-160BW_130Mbps)(5570MHz)

Horizontal

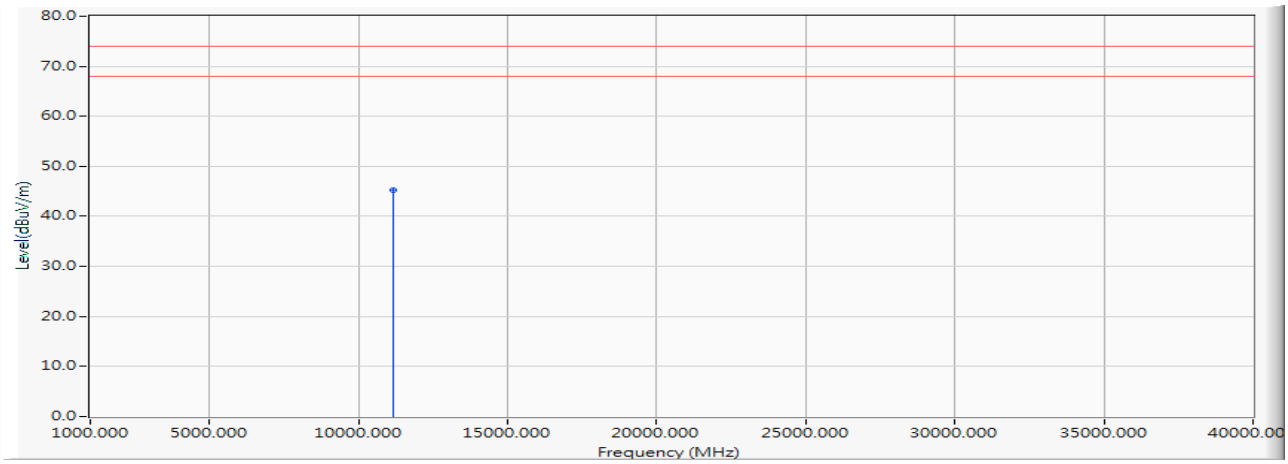

		Frequency (MHz)	Correct Factor (dB)	Reading Level (dBµV)	Measure Level (dBµV/m)	Margin (dB)	Limit (dBµV/m)	Detector Type
1	*	11140.000	1.155	44.150	45.304	-28.696	74.000	PEAK

Note:

1. All Readings below 1GHz are Quasi-Peak, above 1GHz are performed with peak and/or average measurements as necessary.
2. Measurement Level = Reading Level + Correct Factor.
3. Correct Factor = Antenna factor + Cable loss –Amplifier gain.
4. The average measurement was not performed when the peak measured data under the limit of average detection.
5. The emission levels of other frequencies are very lower than the limit and not show in test report.

Product	:	Intel® Wireless-AC 9560
Test Item	:	Harmonic Radiated Emission Data
Test Date	:	2018/12/25
Test Mode	:	Mode 3 MIMO: Transmit (802.11ac-160BW_130Mbps)(5570MHz)

Vertical

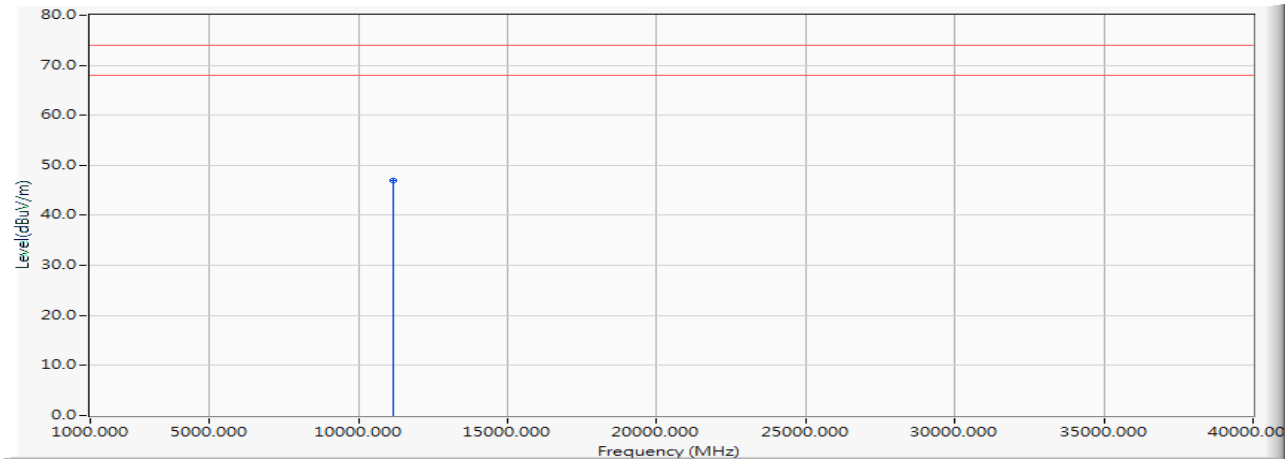

		Frequency (MHz)	Correct Factor (dB)	Reading Level (dBµV)	Measure Level (dBµV/m)	Margin (dB)	Limit (dBµV/m)	Detector Type
1	*	11140.000	1.155	45.780	46.934	-27.066	74.000	PEAK

Note:

1. All Readings below 1GHz are Quasi-Peak, above 1GHz are performed with peak and/or average measurements as necessary.
2. Measurement Level = Reading Level + Correct Factor.
3. Correct Factor = Antenna factor + Cable loss –Amplifier gain.
4. The average measurement was not performed when the peak measured data under the limit of average detection.
5. The emission levels of other frequencies are very lower than the limit and not show in test report.

Product : Intel® Wireless-AC 9560
Test Item : General Radiated Emission
Test Date : 2018/12/27
Test Mode : Mode 1 SISO A: Transmit (802.11a_6Mbps)(5200MHz)

Horizontal

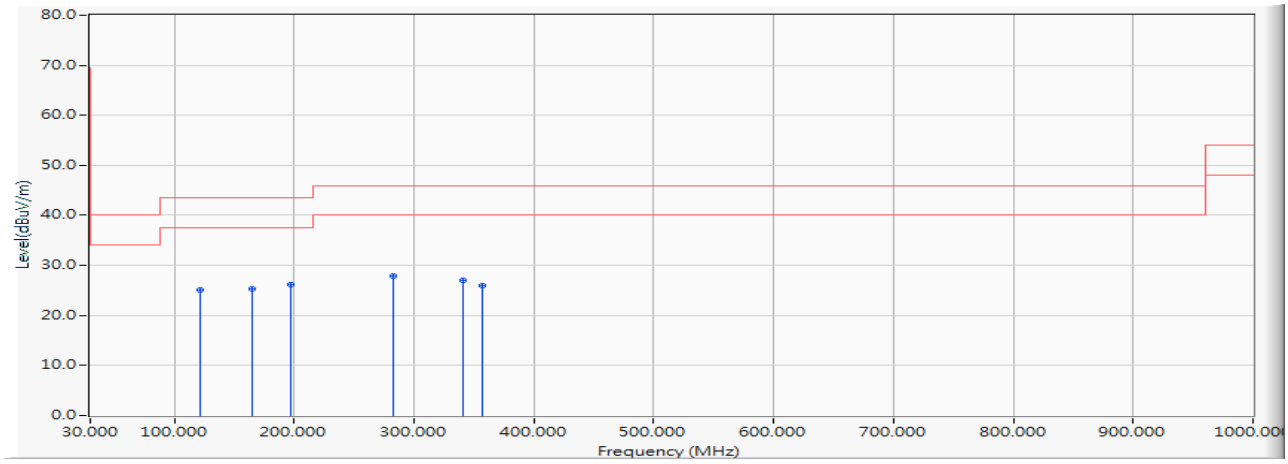

		Frequency (MHz)	Correct Factor (dB)	Reading Level (dBµV)	Measure Level (dBµV/m)	Margin (dB)	Limit (dBµV/m)	Detector Type
1		121.377	-13.286	38.451	25.165	-18.335	43.500	QUASIPEAK
2		164.957	-11.002	36.218	25.216	-18.284	43.500	QUASIPEAK
3	*	197.290	-13.689	39.844	26.156	-17.344	43.500	QUASIPEAK
4		283.043	-10.822	38.806	27.983	-18.017	46.000	QUASIPEAK
5		340.681	-9.396	36.408	27.013	-18.987	46.000	QUASIPEAK
6		357.551	-9.007	35.049	26.042	-19.958	46.000	QUASIPEAK

Note:

1. All Readings below 1GHz are Quasi-Peak, above 1GHz are performed with peak and/or average measurements as necessary.
2. Measurement Level = Reading Level + Correct Factor.
3. Correct Factor = Antenna factor + Cable loss –Amplifier gain.
4. The emission levels of other frequencies are very lower than the limit and not show in test report.
5. No emission found between lowest internal used/generated frequency to 30MHz.

Product : Intel® Wireless-AC 9560
Test Item : General Radiated Emission
Test Date : 2018/12/27
Test Mode : Mode 1 SISO A: Transmit (802.11a_6Mbps)(5200MHz)

Vertical

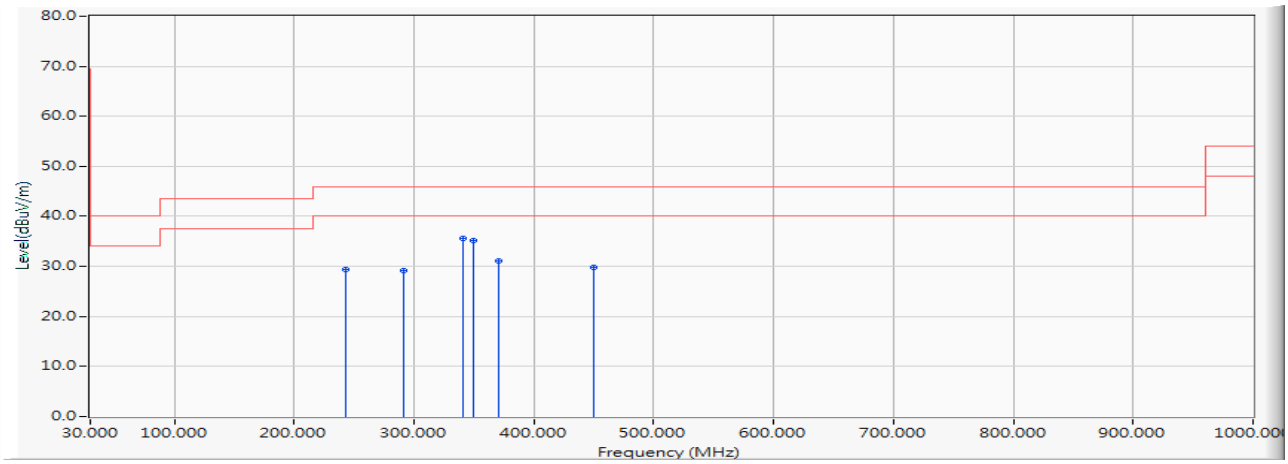

		Frequency (MHz)	Correct Factor (dB)	Reading Level (dBµV)	Measure Level (dBµV/m)	Margin (dB)	Limit (dBµV/m)	Detector Type
1		243.681	-12.163	41.452	29.288	-16.712	46.000	QUASIPEAK
2		291.478	-10.618	39.873	29.256	-16.744	46.000	QUASIPEAK
3	*	340.681	-9.396	44.949	35.554	-10.446	46.000	QUASIPEAK
4		349.116	-9.199	44.362	35.162	-10.838	46.000	QUASIPEAK
5		370.203	-8.720	39.886	31.166	-14.834	46.000	QUASIPEAK
6		450.333	-6.789	36.557	29.767	-16.233	46.000	QUASIPEAK

Note:

1. All Readings below 1GHz are Quasi-Peak, above 1GHz are performed with peak and/or average measurements as necessary.
2. Measurement Level = Reading Level + Correct Factor.
3. Correct Factor = Antenna factor + Cable loss –Amplifier gain.
4. The emission levels of other frequencies are very lower than the limit and not show in test report.
5. No emission found between lowest internal used/generated frequency to 30MHz.

Product : Intel® Wireless-AC 9560
Test Item : General Radiated Emission
Test Date : 2018/12/27
Test Mode : Mode 1 SISO A: Transmit (802.11a_6Mbps)(5280MHz)

Horizontal

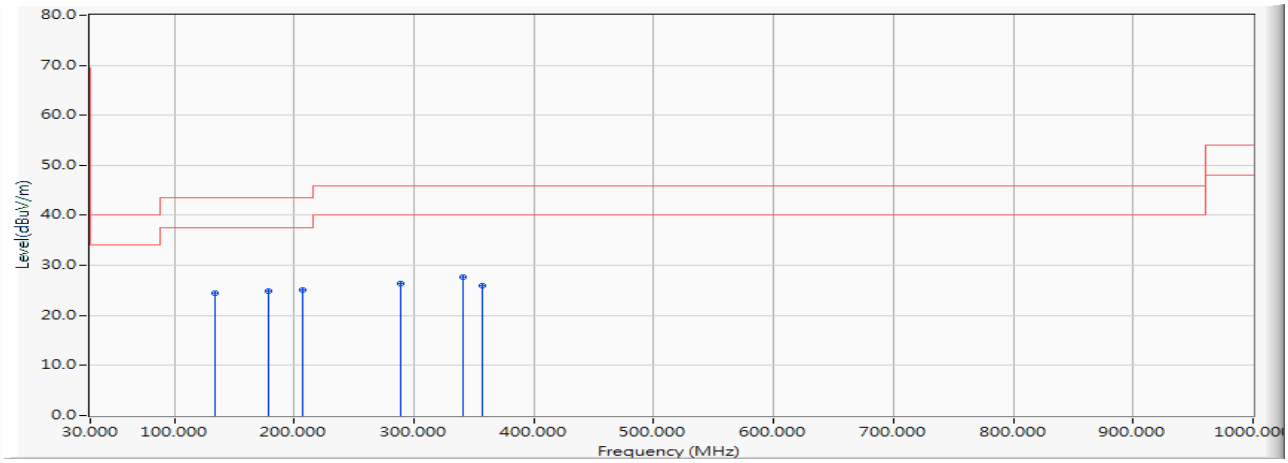

		Frequency (MHz)	Correct Factor (dB)	Reading Level (dBµV)	Measure Level (dBµV/m)	Margin (dB)	Limit (dBµV/m)	Detector Type
1		134.029	-11.999	36.542	24.544	-18.956	43.500	QUASIPEAK
2		179.014	-12.396	37.300	24.905	-18.595	43.500	QUASIPEAK
3		207.130	-13.566	38.639	25.073	-18.427	43.500	QUASIPEAK
4		288.667	-10.696	37.058	26.362	-19.638	46.000	QUASIPEAK
5	*	340.681	-9.396	37.169	27.774	-18.226	46.000	QUASIPEAK
6		357.551	-9.007	34.879	25.872	-20.128	46.000	QUASIPEAK

Note:

1. All Readings below 1GHz are Quasi-Peak, above 1GHz are performed with peak and/or average measurements as necessary.
2. Measurement Level = Reading Level + Correct Factor.
3. Correct Factor = Antenna factor + Cable loss –Amplifier gain.
4. The emission levels of other frequencies are very lower than the limit and not show in test report.
5. No emission found between lowest internal used/generated frequency to 30MHz.

Product : Intel® Wireless-AC 9560
Test Item : General Radiated Emission
Test Date : 2018/12/27
Test Mode : Mode 1 SISO A: Transmit (802.11a_6Mbps)(5280MHz)

Vertical

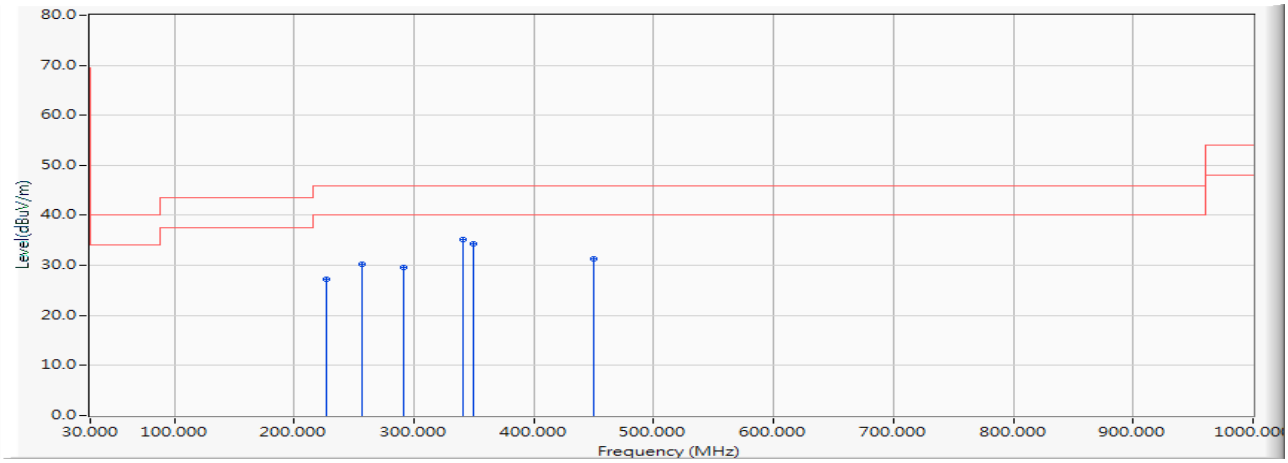

		Frequency (MHz)	Correct Factor (dB)	Reading Level (dBµV)	Measure Level (dBµV/m)	Margin (dB)	Limit (dBµV/m)	Detector Type
1		226.812	-13.045	40.185	27.140	-18.860	46.000	QUASIPEAK
2		256.333	-11.998	42.198	30.199	-15.801	46.000	QUASIPEAK
3		291.478	-10.618	40.285	29.668	-16.332	46.000	QUASIPEAK
4	*	340.681	-9.396	44.475	35.080	-10.920	46.000	QUASIPEAK
5		349.116	-9.199	43.518	34.318	-11.682	46.000	QUASIPEAK
6		450.333	-6.789	38.180	31.390	-14.610	46.000	QUASIPEAK

Note:

1. All Readings below 1GHz are Quasi-Peak, above 1GHz are performed with peak and/or average measurements as necessary.
2. Measurement Level = Reading Level + Correct Factor.
3. Correct Factor = Antenna factor + Cable loss –Amplifier gain.
4. The emission levels of other frequencies are very lower than the limit and not show in test report.
5. No emission found between lowest internal used/generated frequency to 30MHz.

Product : Intel® Wireless-AC 9560
Test Item : General Radiated Emission
Test Date : 2018/12/27
Test Mode : Mode 1 SISO A: Transmit (802.11a_6Mbps)(5600MHz)

Horizontal

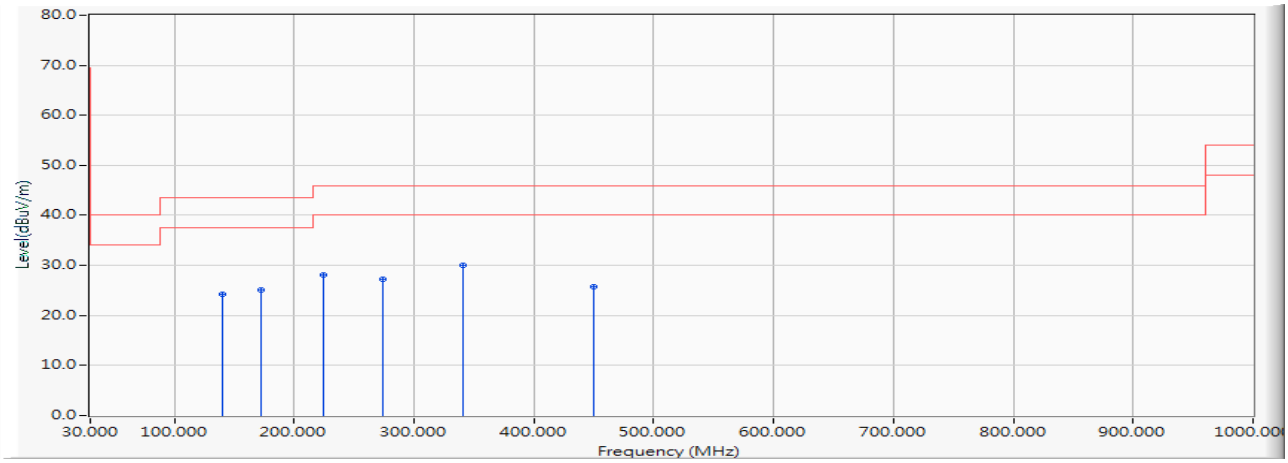

		Frequency (MHz)	Correct Factor (dB)	Reading Level (dBµV)	Measure Level (dBµV/m)	Margin (dB)	Limit (dBµV/m)	Detector Type
1		139.652	-11.465	35.787	24.322	-19.178	43.500	QUASIPEAK
2		171.986	-11.447	36.501	25.054	-18.446	43.500	QUASIPEAK
3		224.000	-13.137	41.198	28.061	-17.939	46.000	QUASIPEAK
4		274.609	-11.121	38.416	27.294	-18.706	46.000	QUASIPEAK
5	*	340.681	-9.396	39.454	30.059	-15.941	46.000	QUASIPEAK
6		450.333	-6.789	32.602	25.812	-20.188	46.000	QUASIPEAK

Note:

1. All Readings below 1GHz are Quasi-Peak, above 1GHz are performed with peak and/or average measurements as necessary.
2. Measurement Level = Reading Level + Correct Factor.
3. Correct Factor = Antenna factor + Cable loss –Amplifier gain.
4. The emission levels of other frequencies are very lower than the limit and not show in test report.
5. No emission found between lowest internal used/generated frequency to 30MHz.

Product : Intel® Wireless-AC 9560
Test Item : General Radiated Emission
Test Date : 2018/12/27
Test Mode : Mode 1 SISO A: Transmit (802.11a_6Mbps)(5600MHz)

Vertical

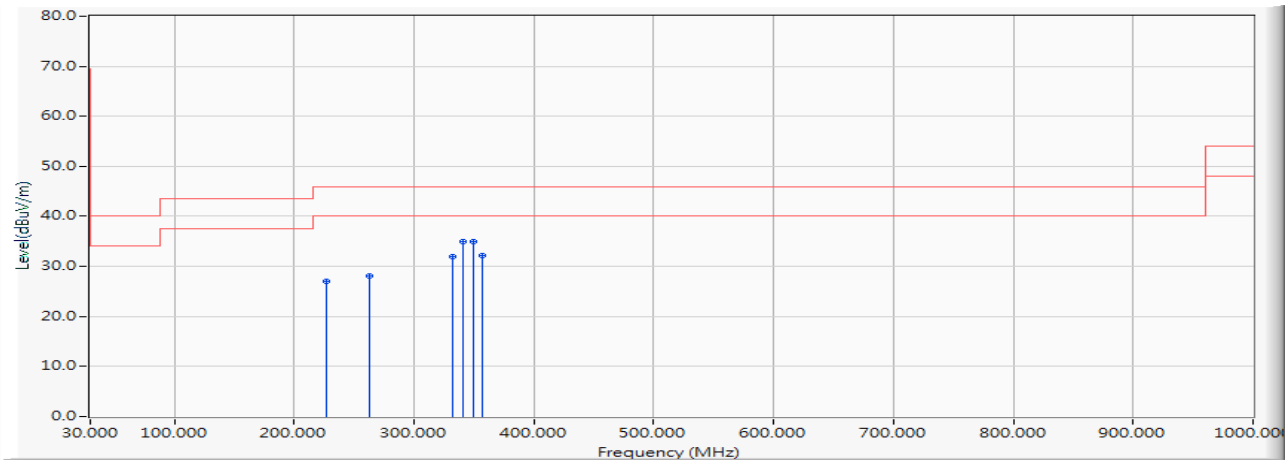

		Frequency (MHz)	Correct Factor (dB)	Reading Level (dBµV)	Measure Level (dBµV/m)	Margin (dB)	Limit (dBµV/m)	Detector Type
1		226.812	-13.045	40.143	27.098	-18.902	46.000	QUASIPEAK
2		263.362	-11.738	39.794	28.055	-17.945	46.000	QUASIPEAK
3		332.246	-9.591	41.597	32.007	-13.993	46.000	QUASIPEAK
4	*	340.681	-9.396	44.344	34.949	-11.051	46.000	QUASIPEAK
5		349.116	-9.199	44.122	34.922	-11.078	46.000	QUASIPEAK
6		357.551	-9.007	41.122	32.115	-13.885	46.000	QUASIPEAK

Note:

1. All Readings below 1GHz are Quasi-Peak, above 1GHz are performed with peak and/or average measurements as necessary.
2. Measurement Level = Reading Level + Correct Factor.
3. Correct Factor = Antenna factor + Cable loss –Amplifier gain.
4. The emission levels of other frequencies are very lower than the limit and not show in test report.
5. No emission found between lowest internal used/generated frequency to 30MHz.

Product : Intel® Wireless-AC 9560
Test Item : General Radiated Emission
Test Date : 2018/12/27
Test Mode : Mode 1 SISO A: Transmit (802.11a_6Mbps)(5785MHz)

Horizontal

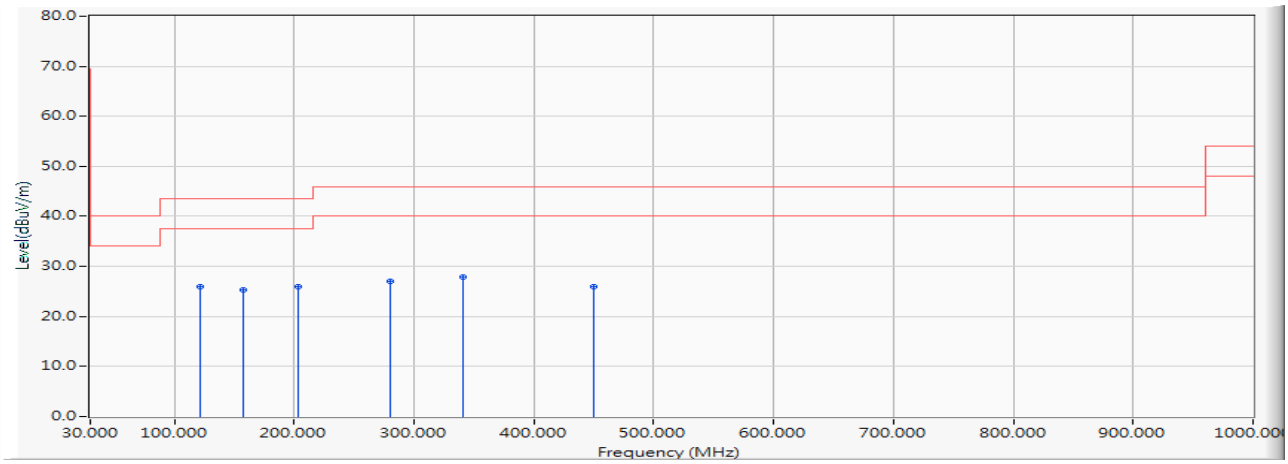

		Frequency (MHz)	Correct Factor (dB)	Reading Level (dBµV)	Measure Level (dBµV/m)	Margin (dB)	Limit (dBµV/m)	Detector Type
1		121.377	-13.286	39.301	26.015	-17.485	43.500	QUASIPEAK
2		157.928	-10.880	36.285	25.405	-18.095	43.500	QUASIPEAK
3	*	202.913	-13.664	39.684	26.021	-17.479	43.500	QUASIPEAK
4		280.232	-10.886	37.853	26.967	-19.033	46.000	QUASIPEAK
5		340.681	-9.396	37.305	27.910	-18.090	46.000	QUASIPEAK
6		450.333	-6.789	32.824	26.034	-19.966	46.000	QUASIPEAK

Note:

1. All Readings below 1GHz are Quasi-Peak, above 1GHz are performed with peak and/or average measurements as necessary.
2. Measurement Level = Reading Level + Correct Factor.
3. Correct Factor = Antenna factor + Cable loss –Amplifier gain.
4. The emission levels of other frequencies are very lower than the limit and not show in test report.
5. No emission found between lowest internal used/generated frequency to 30MHz.

Product : Intel® Wireless-AC 9560
Test Item : General Radiated Emission
Test Date : 2018/12/27
Test Mode : Mode 1 SISO A: Transmit (802.11a_6Mbps)(5785MHz)

Vertical

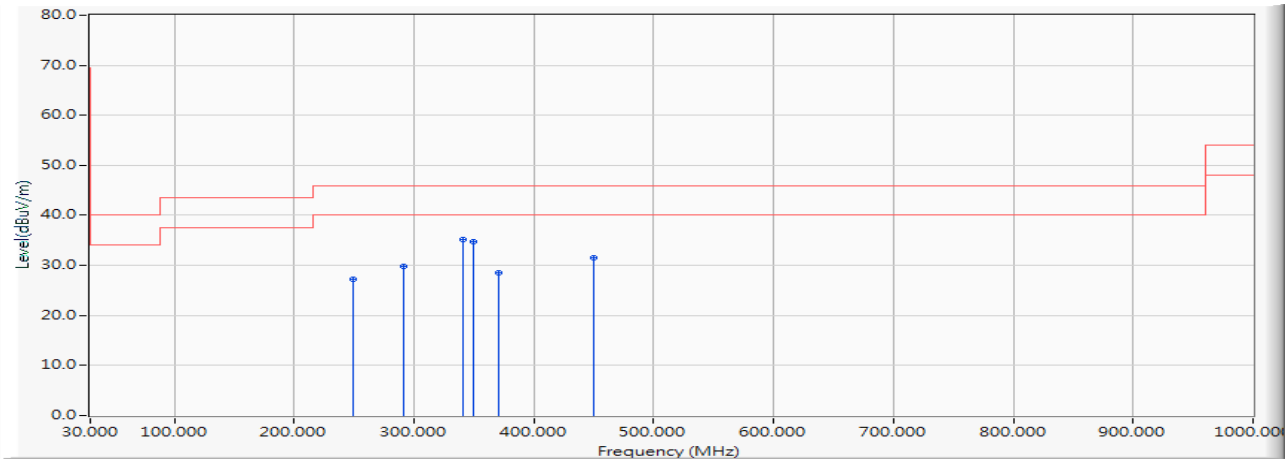

		Frequency (MHz)	Correct Factor (dB)	Reading Level (dBµV)	Measure Level (dBµV/m)	Margin (dB)	Limit (dBµV/m)	Detector Type
1		249.304	-12.090	39.350	27.259	-18.741	46.000	QUASIPEAK
2		291.478	-10.618	40.474	29.857	-16.143	46.000	QUASIPEAK
3	*	340.681	-9.396	44.541	35.146	-10.854	46.000	QUASIPEAK
4		349.116	-9.199	43.943	34.743	-11.257	46.000	QUASIPEAK
5		370.203	-8.720	37.158	28.438	-17.562	46.000	QUASIPEAK
6		450.333	-6.789	38.352	31.562	-14.438	46.000	QUASIPEAK

Note:

1. All Readings below 1GHz are Quasi-Peak, above 1GHz are performed with peak and/or average measurements as necessary.
2. Measurement Level = Reading Level + Correct Factor.
3. Correct Factor = Antenna factor + Cable loss –Amplifier gain.
4. The emission levels of other frequencies are very lower than the limit and not show in test report.
5. No emission found between lowest internal used/generated frequency to 30MHz.

Product : Intel® Wireless-AC 9560
Test Item : General Radiated Emission
Test Date : 2018/12/27
Test Mode : Mode 1 SISO A: Transmit (802.11n-20BW_7.2Mbps)(5200MHz)

Horizontal

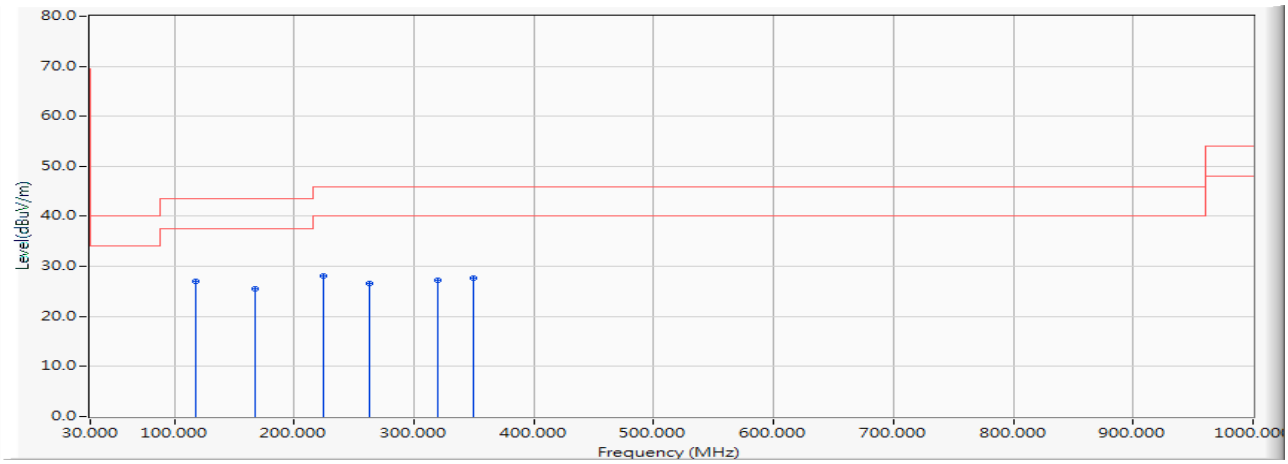

		Frequency (MHz)	Correct Factor (dB)	Reading Level (dBµV)	Measure Level (dBµV/m)	Margin (dB)	Limit (dBµV/m)	Detector Type
1	*	118.565	-13.568	40.598	27.029	-16.471	43.500	QUASIPEAK
2		167.768	-11.100	36.639	25.538	-17.962	43.500	QUASIPEAK
3		224.000	-13.137	41.201	28.064	-17.936	46.000	QUASIPEAK
4		263.362	-11.738	38.422	26.683	-19.317	46.000	QUASIPEAK
5		319.594	-9.880	37.129	27.249	-18.751	46.000	QUASIPEAK
6		349.116	-9.199	36.888	27.688	-18.312	46.000	QUASIPEAK

Note:

1. All Readings below 1GHz are Quasi-Peak, above 1GHz are performed with peak and/or average measurements as necessary.
2. Measurement Level = Reading Level + Correct Factor.
3. Correct Factor = Antenna factor + Cable loss –Amplifier gain.
4. The emission levels of other frequencies are very lower than the limit and not show in test report.
5. No emission found between lowest internal used/generated frequency to 30MHz.

Product : Intel® Wireless-AC 9560
Test Item : General Radiated Emission
Test Date : 2018/12/27
Test Mode : Mode 1 SISO A: Transmit (802.11n-20BW_7.2Mbps)(5200MHz)

Vertical

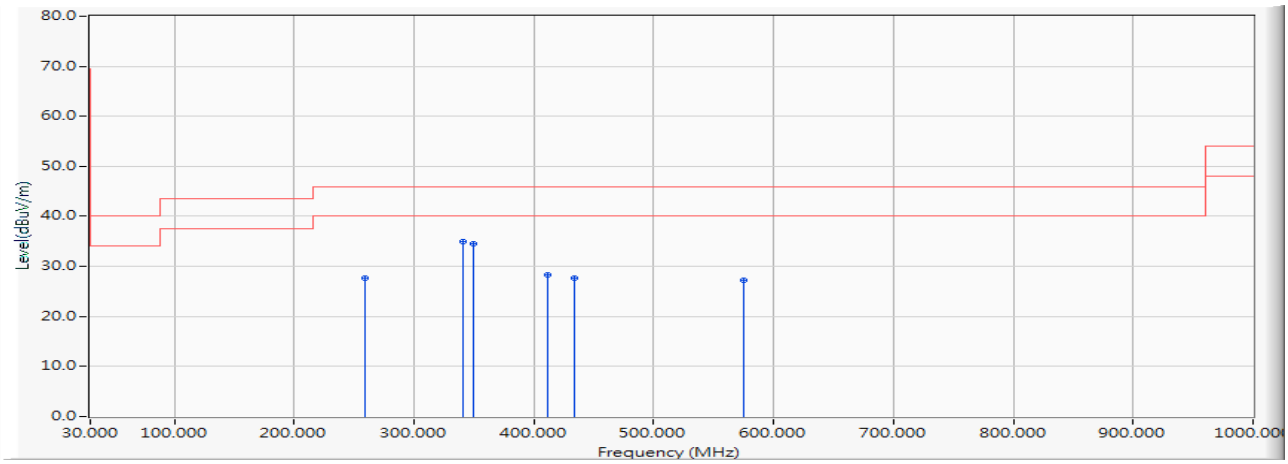

		Frequency (MHz)	Correct Factor (dB)	Reading Level (dBµV)	Measure Level (dBµV/m)	Margin (dB)	Limit (dBµV/m)	Detector Type
1		259.145	-11.962	39.603	27.641	-18.359	46.000	QUASIPEAK
2	*	340.681	-9.396	44.421	35.026	-10.974	46.000	QUASIPEAK
3		349.116	-9.199	43.834	34.634	-11.366	46.000	QUASIPEAK
4		410.971	-7.763	36.071	28.308	-17.692	46.000	QUASIPEAK
5		433.464	-7.206	34.824	27.618	-18.382	46.000	QUASIPEAK
6		575.449	-4.580	31.843	27.263	-18.737	46.000	QUASIPEAK

Note:

1. All Readings below 1GHz are Quasi-Peak, above 1GHz are performed with peak and/or average measurements as necessary.
2. Measurement Level = Reading Level + Correct Factor.
3. Correct Factor = Antenna factor + Cable loss –Amplifier gain.
4. The emission levels of other frequencies are very lower than the limit and not show in test report.
5. No emission found between lowest internal used/generated frequency to 30MHz.

Product : Intel® Wireless-AC 9560
Test Item : General Radiated Emission
Test Date : 2018/12/27
Test Mode : Mode 1 SISO A: Transmit (802.11n-20BW_7.2Mbps)(5280MHz)

Horizontal

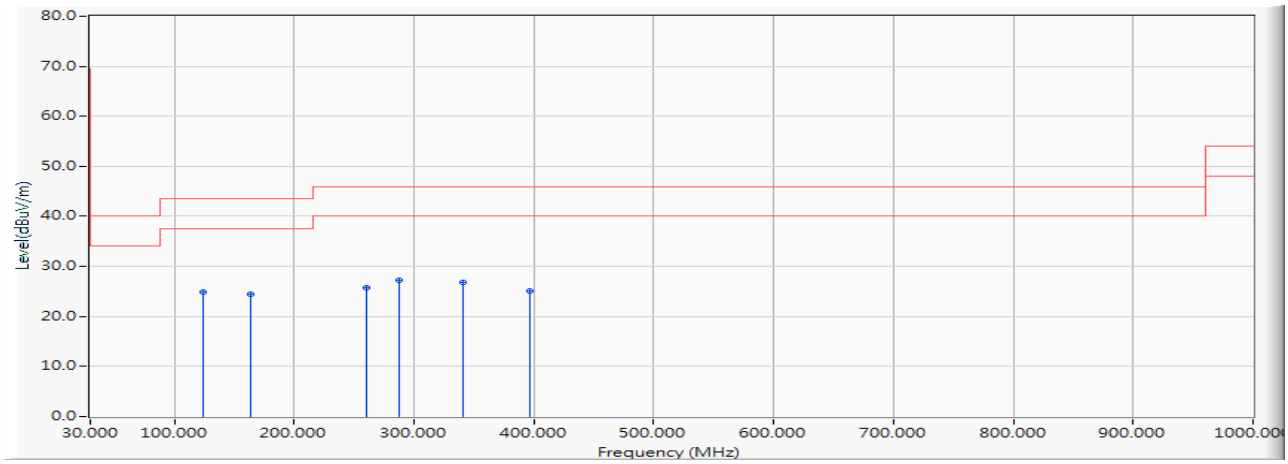

		Frequency (MHz)	Correct Factor (dB)	Reading Level (dBµV)	Measure Level (dBµV/m)	Margin (dB)	Limit (dBµV/m)	Detector Type
1	*	124.188	-12.991	37.881	24.890	-18.610	43.500	QUASIPEAK
2		163.551	-10.953	35.474	24.521	-18.979	43.500	QUASIPEAK
3		260.551	-11.913	37.681	25.768	-20.232	46.000	QUASIPEAK
4		287.261	-10.727	38.001	27.274	-18.726	46.000	QUASIPEAK
5		340.681	-9.396	36.136	26.741	-19.259	46.000	QUASIPEAK
6		396.913	-8.106	33.249	25.143	-20.857	46.000	QUASIPEAK

Note:

1. All Readings below 1GHz are Quasi-Peak, above 1GHz are performed with peak and/or average measurements as necessary.
2. Measurement Level = Reading Level + Correct Factor.
3. Correct Factor = Antenna factor + Cable loss –Amplifier gain.
4. The emission levels of other frequencies are very lower than the limit and not show in test report.
5. No emission found between lowest internal used/generated frequency to 30MHz.

Product : Intel® Wireless-AC 9560
Test Item : General Radiated Emission
Test Date : 2018/12/27
Test Mode : Mode 1 SISO A: Transmit (802.11n-20BW_7.2Mbps)(5280MHz)

Vertical

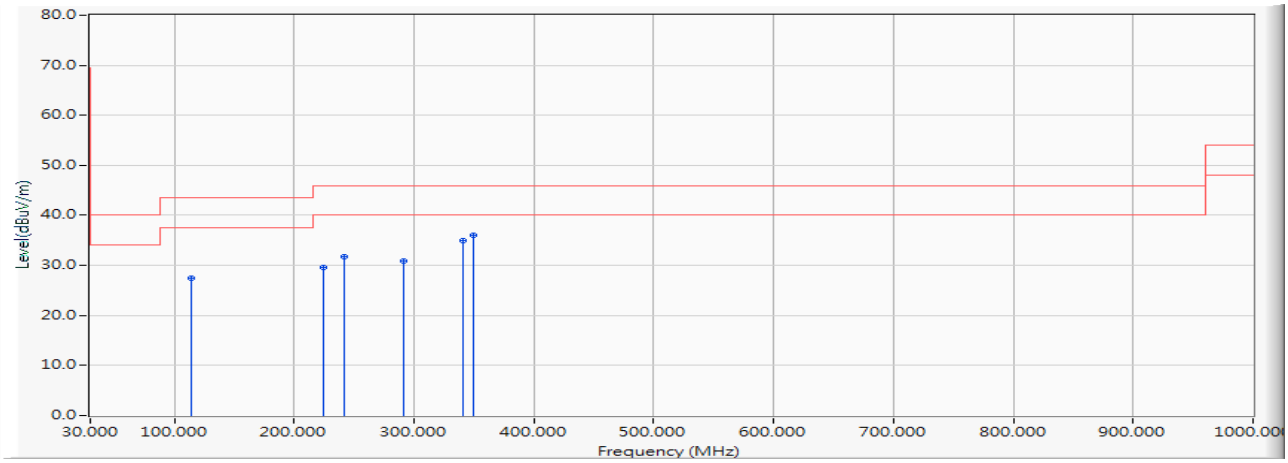

		Frequency (MHz)	Correct Factor (dB)	Reading Level (dBµV)	Measure Level (dBµV/m)	Margin (dB)	Limit (dBµV/m)	Detector Type
1		114.348	-13.975	41.346	27.372	-16.128	43.500	QUASIPEAK
2		224.000	-13.137	42.841	29.704	-16.296	46.000	QUASIPEAK
3		242.275	-12.182	43.965	31.782	-14.218	46.000	QUASIPEAK
4		291.478	-10.618	41.548	30.931	-15.069	46.000	QUASIPEAK
5		340.681	-9.396	44.339	34.944	-11.056	46.000	QUASIPEAK
6	*	349.116	-9.199	45.281	36.081	-9.919	46.000	QUASIPEAK

Note:

1. All Readings below 1GHz are Quasi-Peak, above 1GHz are performed with peak and/or average measurements as necessary.
2. Measurement Level = Reading Level + Correct Factor.
3. Correct Factor = Antenna factor + Cable loss –Amplifier gain.
4. The emission levels of other frequencies are very lower than the limit and not show in test report.
5. No emission found between lowest internal used/generated frequency to 30MHz.

Product : Intel® Wireless-AC 9560
Test Item : General Radiated Emission
Test Date : 2018/12/27
Test Mode : Mode 1 SISO A: Transmit (802.11n-20BW_7.2Mbps)(5600MHz)

Horizontal

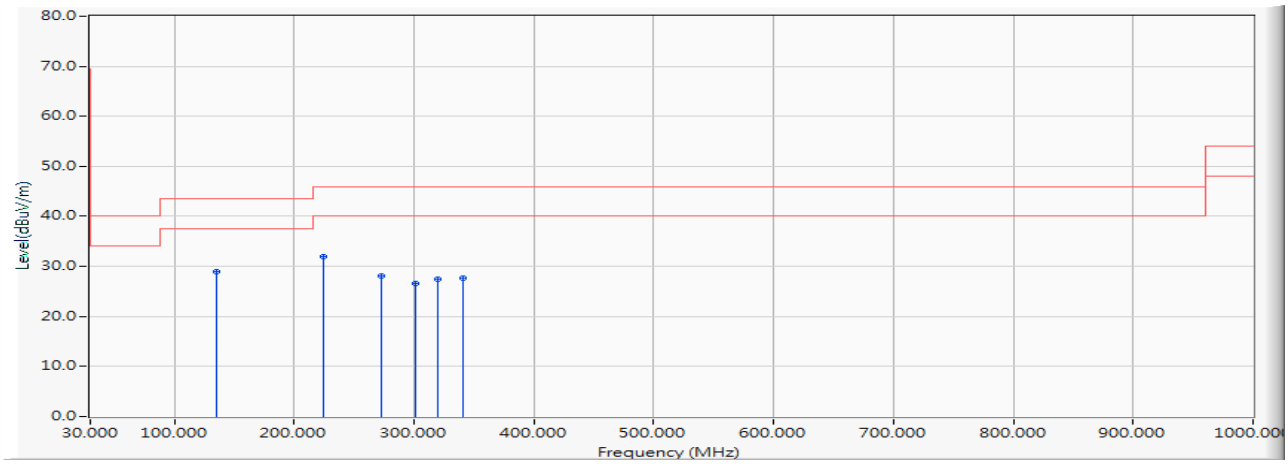

		Frequency (MHz)	Correct Factor (dB)	Reading Level (dBµV)	Measure Level (dBµV/m)	Margin (dB)	Limit (dBµV/m)	Detector Type
1		135.435	-11.864	40.799	28.935	-14.565	43.500	QUASIPEAK
2	*	224.000	-13.137	45.142	32.005	-13.995	46.000	QUASIPEAK
3		273.203	-11.184	39.342	28.159	-17.841	46.000	QUASIPEAK
4		301.319	-10.309	36.828	26.519	-19.481	46.000	QUASIPEAK
5		319.594	-9.880	37.374	27.494	-18.506	46.000	QUASIPEAK
6		340.681	-9.396	37.069	27.674	-18.326	46.000	QUASIPEAK

Note:

1. All Readings below 1GHz are Quasi-Peak, above 1GHz are performed with peak and/or average measurements as necessary.
2. Measurement Level = Reading Level + Correct Factor.
3. Correct Factor = Antenna factor + Cable loss –Amplifier gain.
4. The emission levels of other frequencies are very lower than the limit and not show in test report.
5. No emission found between lowest internal used/generated frequency to 30MHz.

Product : Intel® Wireless-AC 9560
Test Item : General Radiated Emission
Test Date : 2018/12/27
Test Mode : Mode 1 SISO A: Transmit (802.11n-20BW_7.2Mbps)(5600MHz)

Vertical

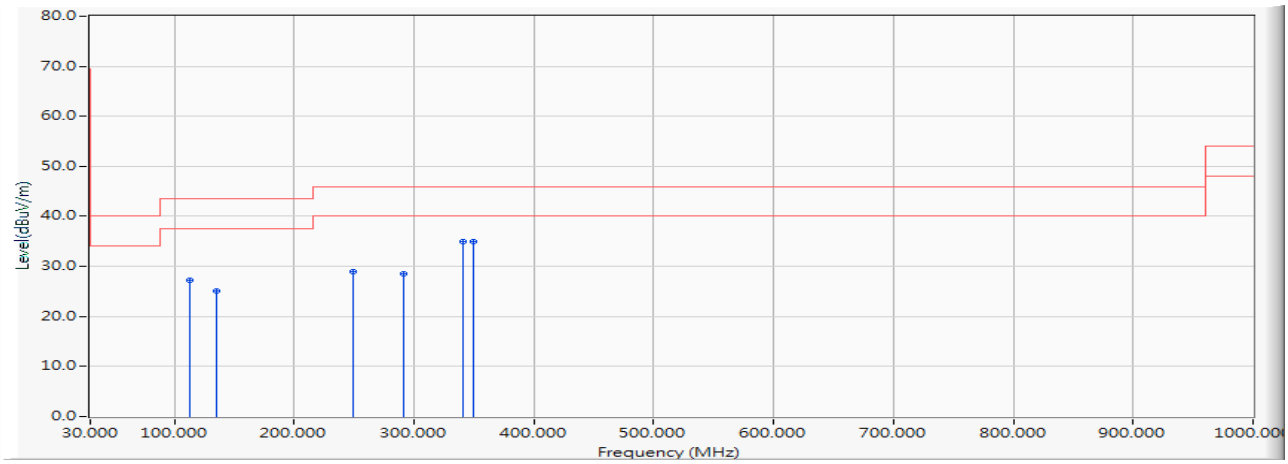

		Frequency (MHz)	Correct Factor (dB)	Reading Level (dBµV)	Measure Level (dBµV/m)	Margin (dB)	Limit (dBµV/m)	Detector Type
1		112.942	-14.109	41.293	27.184	-16.316	43.500	QUASIPEAK
2		135.435	-11.864	37.050	25.186	-18.314	43.500	QUASIPEAK
3		249.304	-12.090	41.037	28.946	-17.054	46.000	QUASIPEAK
4		291.478	-10.618	39.107	28.490	-17.510	46.000	QUASIPEAK
5	*	340.681	-9.396	44.301	34.906	-11.094	46.000	QUASIPEAK
6		349.116	-9.199	44.085	34.885	-11.115	46.000	QUASIPEAK

Note:

1. All Readings below 1GHz are Quasi-Peak, above 1GHz are performed with peak and/or average measurements as necessary.
2. Measurement Level = Reading Level + Correct Factor.
3. Correct Factor = Antenna factor + Cable loss –Amplifier gain.
4. The emission levels of other frequencies are very lower than the limit and not show in test report.
5. No emission found between lowest internal used/generated frequency to 30MHz.

Product : Intel® Wireless-AC 9560
Test Item : General Radiated Emission
Test Date : 2018/12/27
Test Mode : Mode 1 SISO A: Transmit (802.11n-20BW_7.2Mbps)(5785MHz)

Horizontal

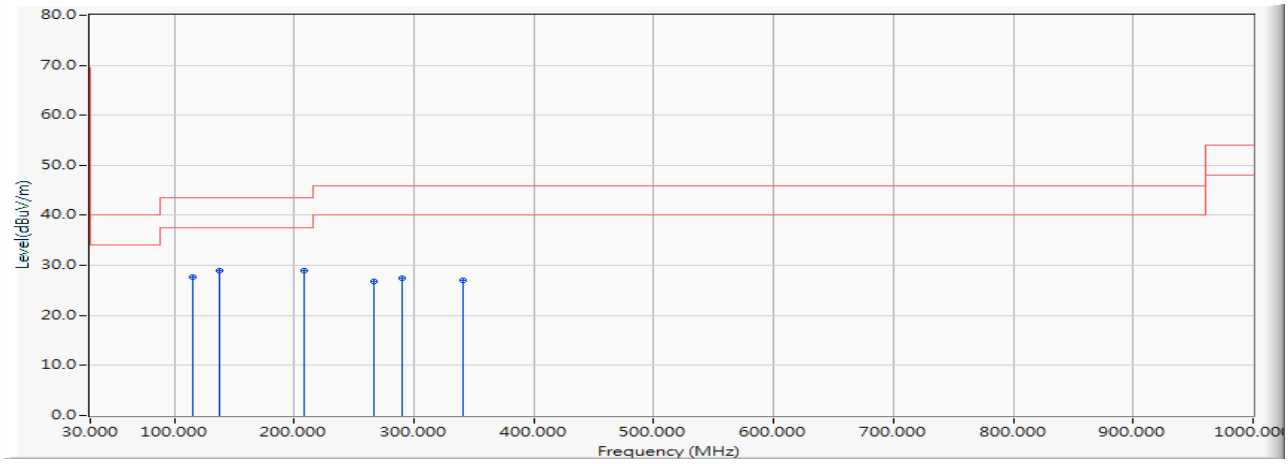

		Frequency (MHz)	Correct Factor (dB)	Reading Level (dBµV)	Measure Level (dBµV/m)	Margin (dB)	Limit (dBµV/m)	Detector Type
1		115.754	-13.838	41.595	27.756	-15.744	43.500	QUASIPEAK
2	*	138.246	-11.597	40.647	29.050	-14.450	43.500	QUASIPEAK
3		208.536	-13.533	42.581	29.048	-14.452	43.500	QUASIPEAK
4		266.174	-11.561	38.437	26.876	-19.124	46.000	QUASIPEAK
5		290.072	-10.663	38.017	27.354	-18.646	46.000	QUASIPEAK
6		340.681	-9.396	36.403	27.008	-18.992	46.000	QUASIPEAK

Note:

1. All Readings below 1GHz are Quasi-Peak, above 1GHz are performed with peak and/or average measurements as necessary.
2. Measurement Level = Reading Level + Correct Factor.
3. Correct Factor = Antenna factor + Cable loss –Amplifier gain.
4. The emission levels of other frequencies are very lower than the limit and not show in test report.
5. No emission found between lowest internal used/generated frequency to 30MHz.

Product : Intel® Wireless-AC 9560
Test Item : General Radiated Emission
Test Date : 2018/12/27
Test Mode : Mode 1 SISO A: Transmit (802.11n-20BW_7.2Mbps)(5785MHz)

Vertical

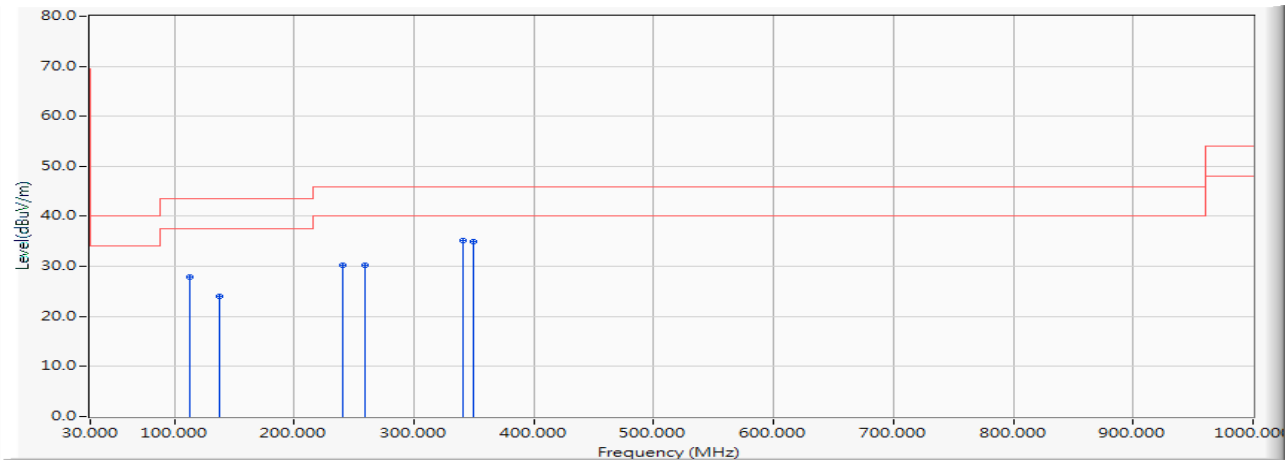

		Frequency (MHz)	Correct Factor (dB)	Reading Level (dBµV)	Measure Level (dBµV/m)	Margin (dB)	Limit (dBµV/m)	Detector Type
1		112.942	-14.109	41.893	27.784	-15.716	43.500	QUASIPEAK
2		138.246	-11.597	35.595	23.998	-19.502	43.500	QUASIPEAK
3		240.870	-12.200	42.534	30.334	-15.666	46.000	QUASIPEAK
4		259.145	-11.962	42.110	30.148	-15.852	46.000	QUASIPEAK
5	*	340.681	-9.396	44.538	35.143	-10.857	46.000	QUASIPEAK
6		349.116	-9.199	44.238	35.038	-10.962	46.000	QUASIPEAK

Note:

1. All Readings below 1GHz are Quasi-Peak, above 1GHz are performed with peak and/or average measurements as necessary.
2. Measurement Level = Reading Level + Correct Factor.
3. Correct Factor = Antenna factor + Cable loss –Amplifier gain.
4. The emission levels of other frequencies are very lower than the limit and not show in test report.
5. No emission found between lowest internal used/generated frequency to 30MHz.

Product : Intel® Wireless-AC 9560
Test Item : General Radiated Emission
Test Date : 2018/12/27
Test Mode : Mode 1 SISO A: Transmit (802.11n-40BW_15Mbps)(5190MHz)

Horizontal

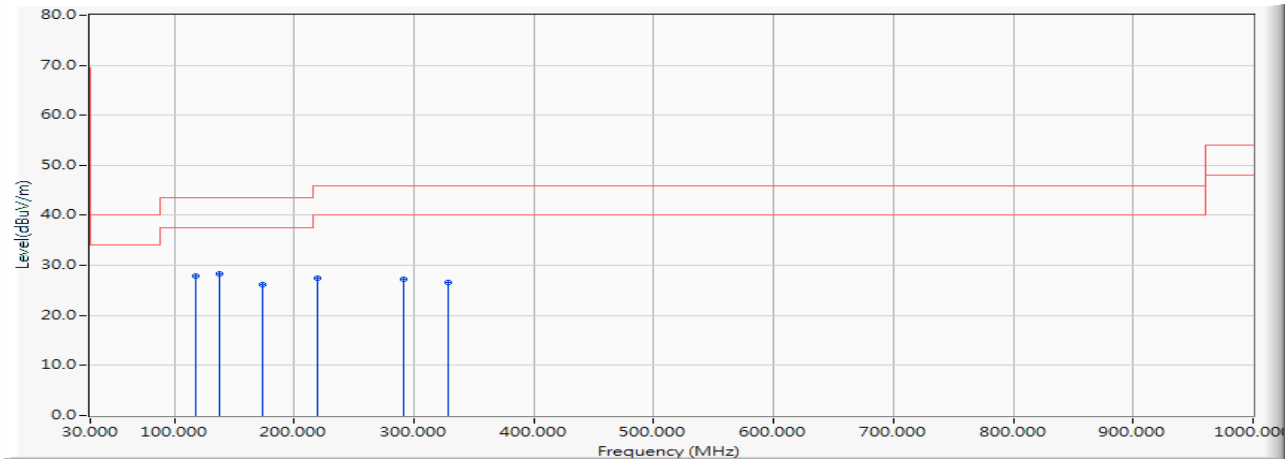

		Frequency (MHz)	Correct Factor (dB)	Reading Level (dBµV)	Measure Level (dBµV/m)	Margin (dB)	Limit (dBµV/m)	Detector Type
1		118.565	-13.568	41.521	27.952	-15.548	43.500	QUASIPEAK
2	*	138.246	-11.597	39.877	28.280	-15.220	43.500	QUASIPEAK
3		173.391	-11.636	37.876	26.240	-17.260	43.500	QUASIPEAK
4		219.783	-13.273	40.646	27.373	-18.627	46.000	QUASIPEAK
5		291.478	-10.618	37.878	27.261	-18.739	46.000	QUASIPEAK
6		328.029	-9.687	36.331	26.644	-19.356	46.000	QUASIPEAK

Note:

1. All Readings below 1GHz are Quasi-Peak, above 1GHz are performed with peak and/or average measurements as necessary.
2. Measurement Level = Reading Level + Correct Factor.
3. Correct Factor = Antenna factor + Cable loss –Amplifier gain.
4. The emission levels of other frequencies are very lower than the limit and not show in test report.
5. No emission found between lowest internal used/generated frequency to 30MHz.

Product : Intel® Wireless-AC 9560
Test Item : General Radiated Emission
Test Date : 2018/12/27
Test Mode : Mode 1 SISO A: Transmit (802.11n-40BW_15Mbps)(5190MHz)

Vertical

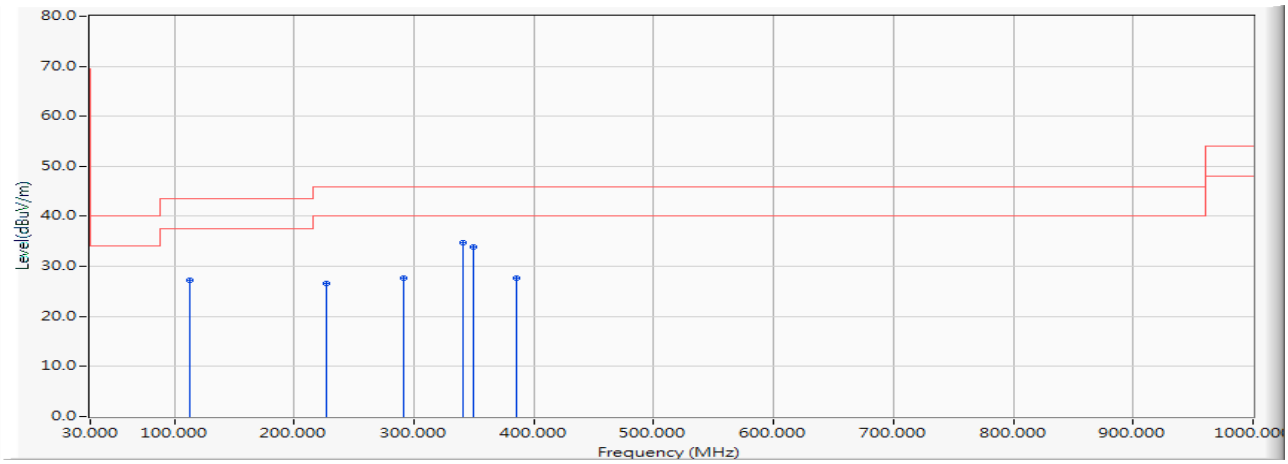

		Frequency (MHz)	Correct Factor (dB)	Reading Level (dBµV)	Measure Level (dBµV/m)	Margin (dB)	Limit (dBµV/m)	Detector Type
1		112.942	-14.109	41.257	27.148	-16.352	43.500	QUASIPEAK
2		226.812	-13.045	39.653	26.608	-19.392	46.000	QUASIPEAK
3		291.478	-10.618	38.298	27.681	-18.319	46.000	QUASIPEAK
4	*	340.681	-9.396	44.108	34.713	-11.287	46.000	QUASIPEAK
5		349.116	-9.199	43.176	33.976	-12.024	46.000	QUASIPEAK
6		385.667	-8.363	35.933	27.570	-18.430	46.000	QUASIPEAK

Note:

1. All Readings below 1GHz are Quasi-Peak, above 1GHz are performed with peak and/or average measurements as necessary.
2. Measurement Level = Reading Level + Correct Factor.
3. Correct Factor = Antenna factor + Cable loss –Amplifier gain.
4. The emission levels of other frequencies are very lower than the limit and not show in test report.
5. No emission found between lowest internal used/generated frequency to 30MHz.

Product : Intel® Wireless-AC 9560
Test Item : General Radiated Emission
Test Date : 2018/12/27
Test Mode : Mode 1 SISO A: Transmit (802.11n-40BW_15Mbps)(5270MHz)

Horizontal

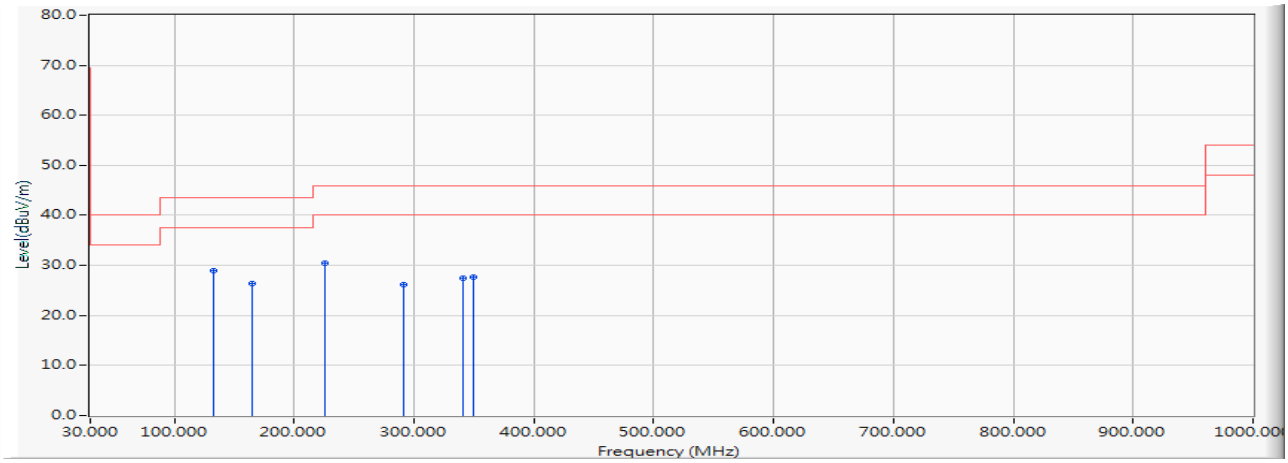

		Frequency (MHz)	Correct Factor (dB)	Reading Level (dBµV)	Measure Level (dBµV/m)	Margin (dB)	Limit (dBµV/m)	Detector Type
1	*	132.623	-12.132	41.042	28.910	-14.590	43.500	QUASIPEAK
2		164.957	-11.002	37.386	26.384	-17.116	43.500	QUASIPEAK
3		225.406	-13.091	43.489	30.398	-15.602	46.000	QUASIPEAK
4		291.478	-10.618	36.844	26.227	-19.773	46.000	QUASIPEAK
5		340.681	-9.396	36.839	27.444	-18.556	46.000	QUASIPEAK
6		349.116	-9.199	36.818	27.618	-18.382	46.000	QUASIPEAK

Note:

1. All Readings below 1GHz are Quasi-Peak, above 1GHz are performed with peak and/or average measurements as necessary.
2. Measurement Level = Reading Level + Correct Factor.
3. Correct Factor = Antenna factor + Cable loss –Amplifier gain.
4. The emission levels of other frequencies are very lower than the limit and not show in test report.
5. No emission found between lowest internal used/generated frequency to 30MHz.

Product : Intel® Wireless-AC 9560
Test Item : General Radiated Emission
Test Date : 2018/12/27
Test Mode : Mode 1 SISO A: Transmit (802.11n-40BW_15Mbps)(5270MHz)

Vertical

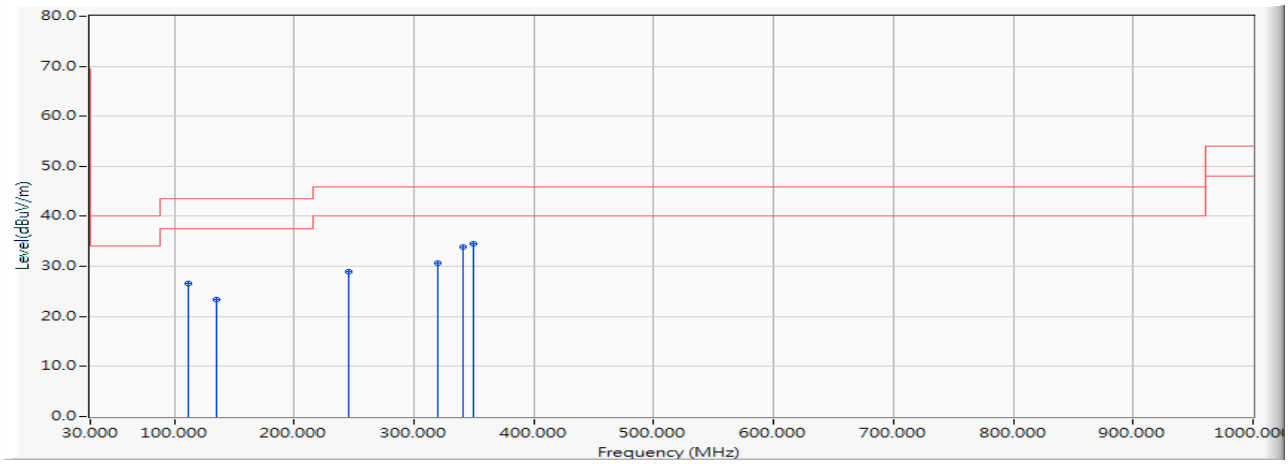

		Frequency (MHz)	Correct Factor (dB)	Reading Level (dBµV)	Measure Level (dBµV/m)	Margin (dB)	Limit (dBµV/m)	Detector Type
1		111.536	-14.244	40.858	26.614	-16.886	43.500	QUASIPEAK
2		135.435	-11.864	35.173	23.309	-20.191	43.500	QUASIPEAK
3		245.087	-12.146	41.047	28.901	-17.099	46.000	QUASIPEAK
4		319.594	-9.880	40.600	30.720	-15.280	46.000	QUASIPEAK
5		340.681	-9.396	43.284	33.889	-12.111	46.000	QUASIPEAK
6	*	349.116	-9.199	43.677	34.477	-11.523	46.000	QUASIPEAK

Note:

1. All Readings below 1GHz are Quasi-Peak, above 1GHz are performed with peak and/or average measurements as necessary.
2. Measurement Level = Reading Level + Correct Factor.
3. Correct Factor = Antenna factor + Cable loss –Amplifier gain.
4. The emission levels of other frequencies are very lower than the limit and not show in test report.
5. No emission found between lowest internal used/generated frequency to 30MHz.

Product : Intel® Wireless-AC 9560
Test Item : General Radiated Emission
Test Date : 2018/12/27
Test Mode : Mode 1 SISO A: Transmit (802.11n-40BW_15Mbps)(5590MHz)

Horizontal

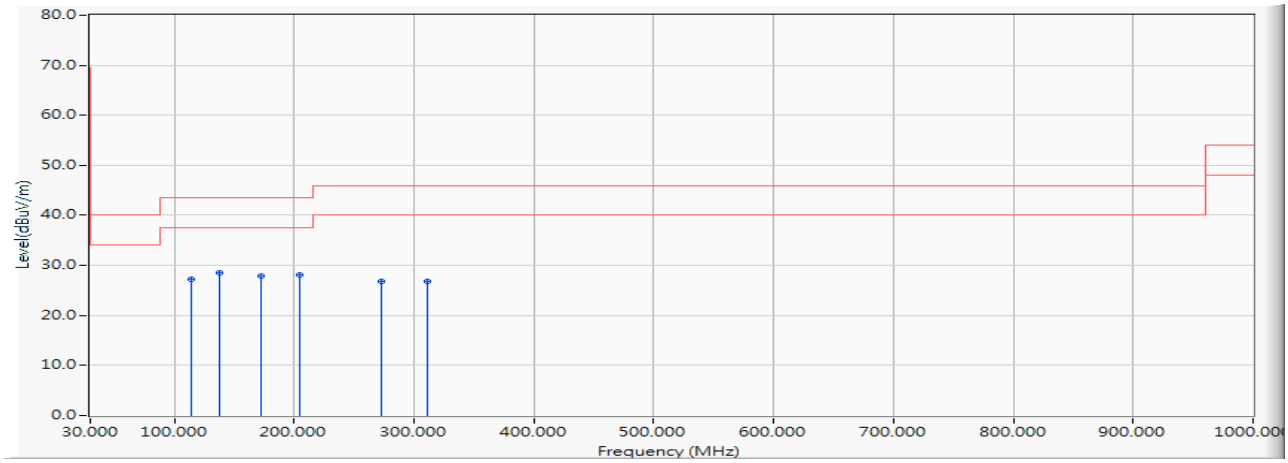

		Frequency (MHz)	Correct Factor (dB)	Reading Level (dBµV)	Measure Level (dBµV/m)	Margin (dB)	Limit (dBµV/m)	Detector Type
1		114.348	-13.975	41.272	27.298	-16.202	43.500	QUASIPEAK
2	*	138.246	-11.597	40.161	28.564	-14.936	43.500	QUASIPEAK
3		171.986	-11.447	39.390	27.943	-15.557	43.500	QUASIPEAK
4		204.319	-13.630	41.626	27.996	-15.504	43.500	QUASIPEAK
5		273.203	-11.184	38.063	26.880	-19.120	46.000	QUASIPEAK
6		311.159	-10.076	36.936	26.860	-19.140	46.000	QUASIPEAK

Note:

1. All Readings below 1GHz are Quasi-Peak, above 1GHz are performed with peak and/or average measurements as necessary.
2. Measurement Level = Reading Level + Correct Factor.
3. Correct Factor = Antenna factor + Cable loss –Amplifier gain.
4. The emission levels of other frequencies are very lower than the limit and not show in test report.
5. No emission found between lowest internal used/generated frequency to 30MHz.

Product : Intel® Wireless-AC 9560
Test Item : General Radiated Emission
Test Date : 2018/12/27
Test Mode : Mode 1 SISO A: Transmit (802.11n-40BW_15Mbps)(5590MHz)

Vertical

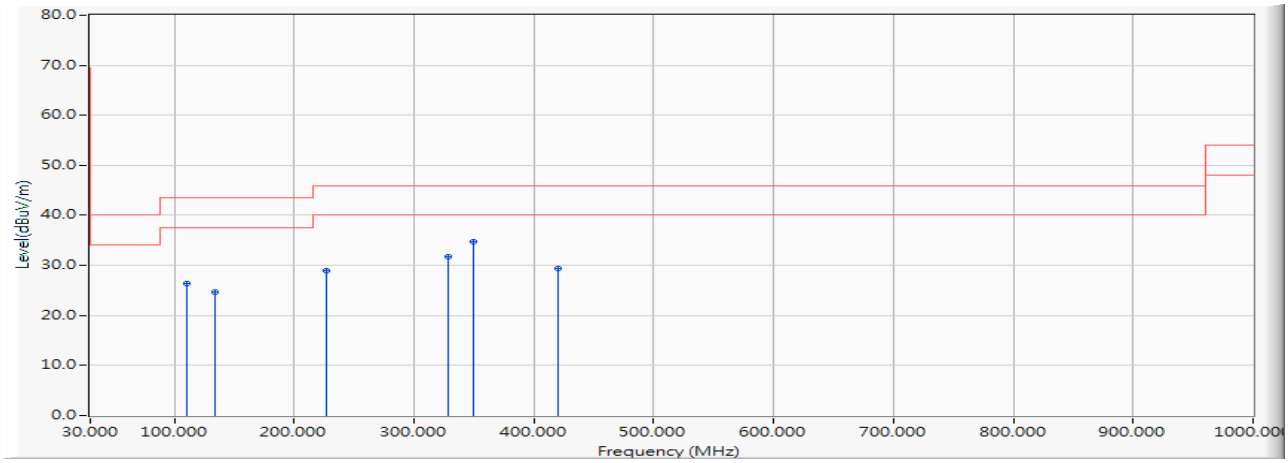

		Frequency (MHz)	Correct Factor (dB)	Reading Level (dBµV)	Measure Level (dBµV/m)	Margin (dB)	Limit (dBµV/m)	Detector Type
1		110.130	-14.393	40.680	26.287	-17.213	43.500	QUASIPEAK
2		134.029	-11.999	36.613	24.615	-18.885	43.500	QUASIPEAK
3		226.812	-13.045	41.911	28.866	-17.134	46.000	QUASIPEAK
4		328.029	-9.687	41.525	31.838	-14.162	46.000	QUASIPEAK
5	*	349.116	-9.199	43.873	34.673	-11.327	46.000	QUASIPEAK
6		420.812	-7.518	36.885	29.367	-16.633	46.000	QUASIPEAK

Note:

1. All Readings below 1GHz are Quasi-Peak, above 1GHz are performed with peak and/or average measurements as necessary.
2. Measurement Level = Reading Level + Correct Factor.
3. Correct Factor = Antenna factor + Cable loss –Amplifier gain.
4. The emission levels of other frequencies are very lower than the limit and not show in test report.
5. No emission found between lowest internal used/generated frequency to 30MHz.

Product : Intel® Wireless-AC 9560
Test Item : General Radiated Emission
Test Date : 2018/12/27
Test Mode : Mode 1 SISO A: Transmit (802.11n-40BW_15Mbps)(5755MHz)

Horizontal

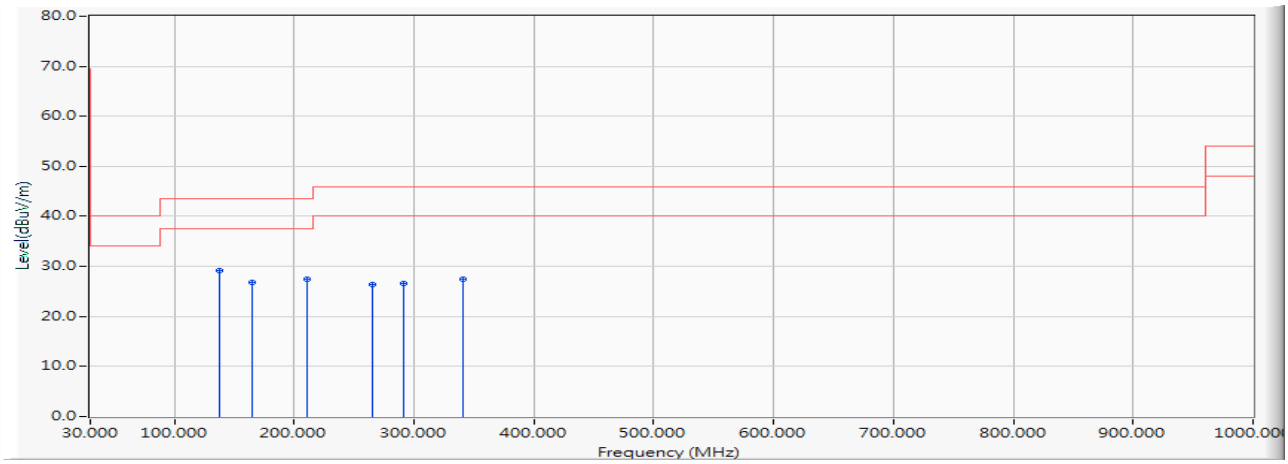

		Frequency (MHz)	Correct Factor (dB)	Reading Level (dBµV)	Measure Level (dBµV/m)	Margin (dB)	Limit (dBµV/m)	Detector Type
1	*	138.246	-11.597	40.740	29.143	-14.357	43.500	QUASIPEAK
2		164.957	-11.002	37.718	26.716	-16.784	43.500	QUASIPEAK
3		211.348	-13.468	41.023	27.554	-15.946	43.500	QUASIPEAK
4		264.768	-11.649	38.078	26.428	-19.572	46.000	QUASIPEAK
5		291.478	-10.618	37.177	26.560	-19.440	46.000	QUASIPEAK
6		340.681	-9.396	36.886	27.491	-18.509	46.000	QUASIPEAK

Note:

1. All Readings below 1GHz are Quasi-Peak, above 1GHz are performed with peak and/or average measurements as necessary.
2. Measurement Level = Reading Level + Correct Factor.
3. Correct Factor = Antenna factor + Cable loss –Amplifier gain.
4. The emission levels of other frequencies are very lower than the limit and not show in test report.
5. No emission found between lowest internal used/generated frequency to 30MHz.

Product : Intel® Wireless-AC 9560
Test Item : General Radiated Emission
Test Date : 2018/12/27
Test Mode : Mode 1 SISO A: Transmit (802.11n-40BW_15Mbps)(5755MHz)

Vertical

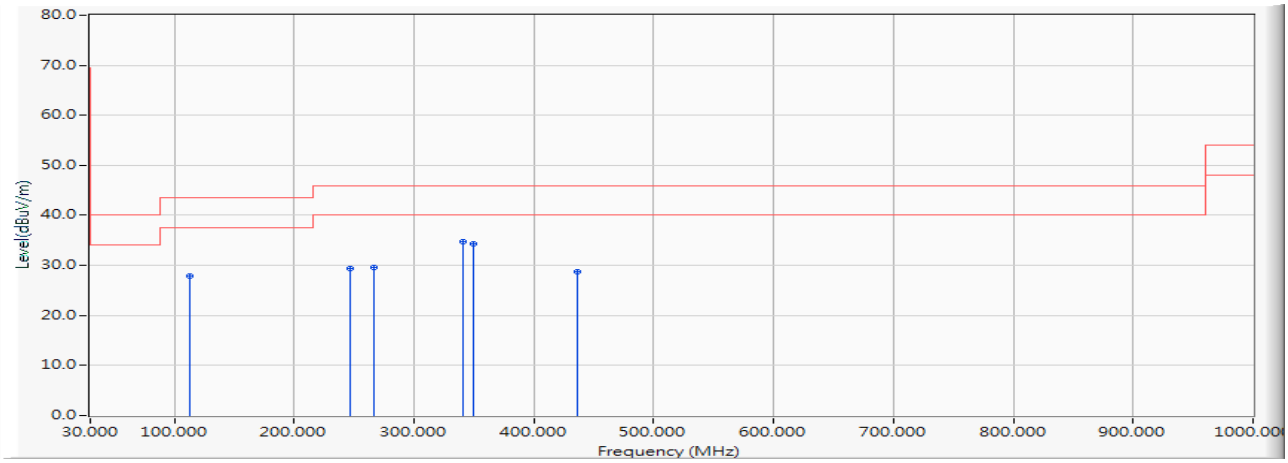

		Frequency (MHz)	Correct Factor (dB)	Reading Level (dBµV)	Measure Level (dBµV/m)	Margin (dB)	Limit (dBµV/m)	Detector Type
1		112.942	-14.109	41.941	27.832	-15.668	43.500	QUASIPEAK
2		246.493	-12.128	41.523	29.395	-16.605	46.000	QUASIPEAK
3		266.174	-11.561	41.103	29.542	-16.458	46.000	QUASIPEAK
4	*	340.681	-9.396	44.231	34.836	-11.164	46.000	QUASIPEAK
5		349.116	-9.199	43.477	34.277	-11.723	46.000	QUASIPEAK
6		436.275	-7.137	35.824	28.688	-17.312	46.000	QUASIPEAK

Note:

1. All Readings below 1GHz are Quasi-Peak, above 1GHz are performed with peak and/or average measurements as necessary.
2. Measurement Level = Reading Level + Correct Factor.
3. Correct Factor = Antenna factor + Cable loss –Amplifier gain.
4. The emission levels of other frequencies are very lower than the limit and not show in test report.
5. No emission found between lowest internal used/generated frequency to 30MHz.

Product : Intel® Wireless-AC 9560
Test Item : General Radiated Emission
Test Date : 2018/12/27
Test Mode : Mode 1 SISO A: Transmit (802.11ac-20BW_7.2Mbps)(5720MHz)

Horizontal

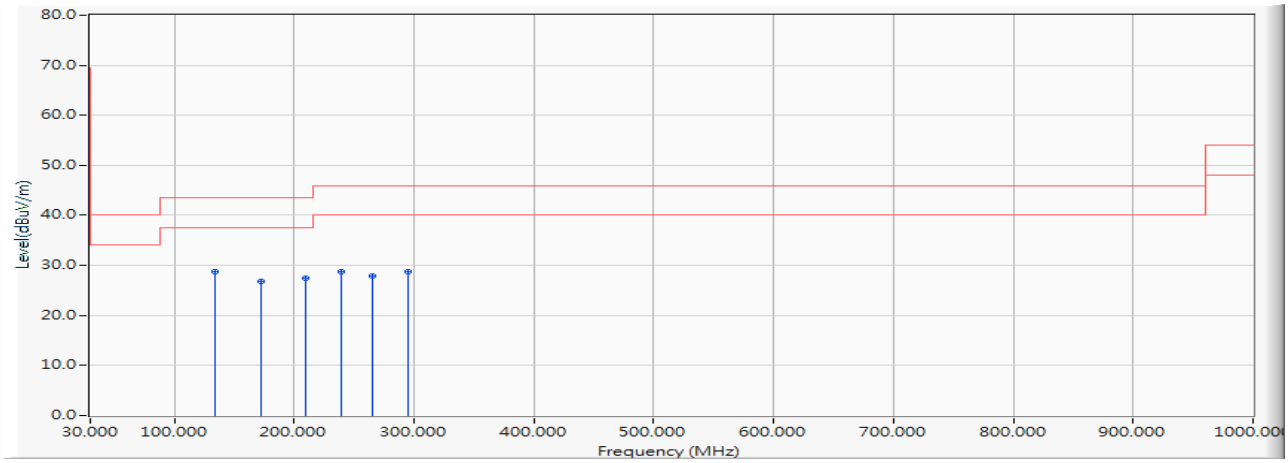

		Frequency (MHz)	Correct Factor (dB)	Reading Level (dBµV)	Measure Level (dBµV/m)	Margin (dB)	Limit (dBµV/m)	Detector Type
1	*	134.029	-11.999	40.827	28.829	-14.671	43.500	QUASIPEAK
2		171.986	-11.447	38.249	26.802	-16.698	43.500	QUASIPEAK
3		209.942	-13.501	40.929	27.428	-16.072	43.500	QUASIPEAK
4		239.464	-12.250	41.025	28.774	-17.226	46.000	QUASIPEAK
5		264.768	-11.649	39.564	27.914	-18.086	46.000	QUASIPEAK
6		295.696	-10.481	39.146	28.665	-17.335	46.000	QUASIPEAK

Note:

1. All Readings below 1GHz are Quasi-Peak, above 1GHz are performed with peak and/or average measurements as necessary.
2. Measurement Level = Reading Level + Correct Factor.
3. Correct Factor = Antenna factor + Cable loss –Amplifier gain.
4. The emission levels of other frequencies are very lower than the limit and not show in test report.
5. No emission found between lowest internal used/generated frequency to 30MHz.

Product : Intel® Wireless-AC 9560
Test Item : General Radiated Emission
Test Date : 2018/12/27
Test Mode : Mode 1 SISO A: Transmit (802.11ac-20BW_7.2Mbps)(5720MHz)

Vertical

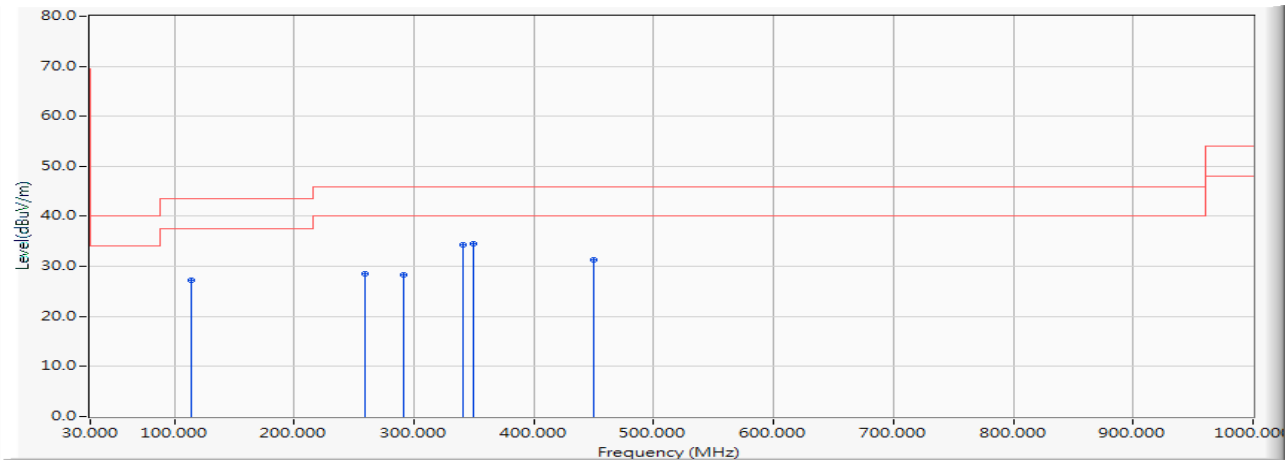

		Frequency (MHz)	Correct Factor (dB)	Reading Level (dBµV)	Measure Level (dBµV/m)	Margin (dB)	Limit (dBµV/m)	Detector Type
1		114.348	-13.975	41.229	27.255	-16.245	43.500	QUASIPEAK
2		259.145	-11.962	40.577	28.615	-17.385	46.000	QUASIPEAK
3		291.478	-10.618	38.866	28.249	-17.751	46.000	QUASIPEAK
4		340.681	-9.396	43.725	34.330	-11.670	46.000	QUASIPEAK
5	*	349.116	-9.199	43.674	34.474	-11.526	46.000	QUASIPEAK
6		450.333	-6.789	38.015	31.225	-14.775	46.000	QUASIPEAK

Note:

1. All Readings below 1GHz are Quasi-Peak, above 1GHz are performed with peak and/or average measurements as necessary.
2. Measurement Level = Reading Level + Correct Factor.
3. Correct Factor = Antenna factor + Cable loss –Amplifier gain.
4. The emission levels of other frequencies are very lower than the limit and not show in test report.
5. No emission found between lowest internal used/generated frequency to 30MHz.

Product : Intel® Wireless-AC 9560
Test Item : General Radiated Emission
Test Date : 2018/12/27
Test Mode : Mode 1 SISO A: Transmit (802.11ac-40BW_15Mbps)(5710MHz)

Horizontal

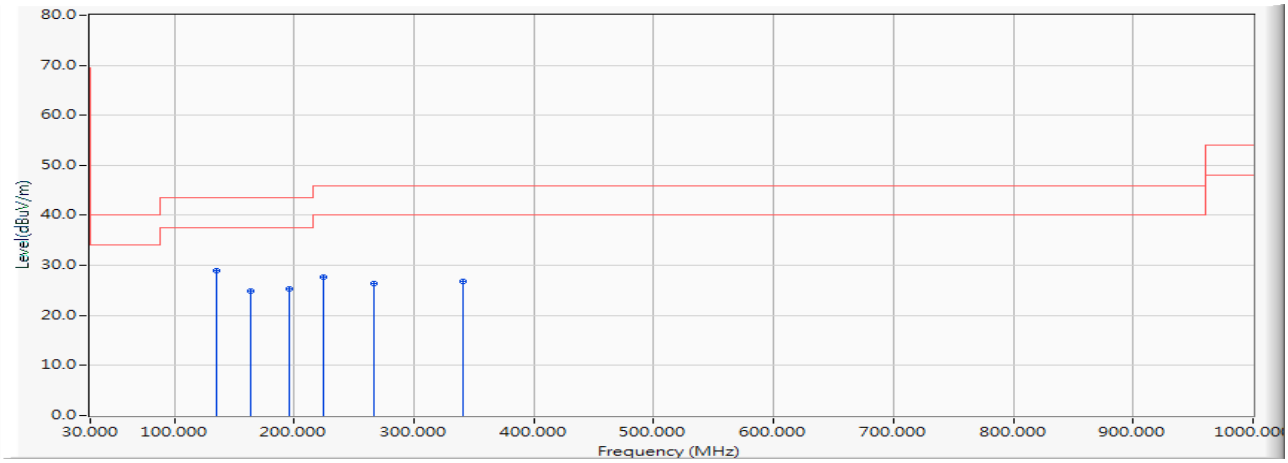

		Frequency (MHz)	Correct Factor (dB)	Reading Level (dBµV)	Measure Level (dBµV/m)	Margin (dB)	Limit (dBµV/m)	Detector Type
1	*	135.435	-11.864	40.804	28.940	-14.560	43.500	QUASIPEAK
2		163.551	-10.953	35.897	24.944	-18.556	43.500	QUASIPEAK
3		195.884	-13.667	39.038	25.371	-18.129	43.500	QUASIPEAK
4		224.000	-13.137	40.720	27.583	-18.417	46.000	QUASIPEAK
5		266.174	-11.561	37.863	26.302	-19.698	46.000	QUASIPEAK
6		340.681	-9.396	36.248	26.853	-19.147	46.000	QUASIPEAK

Note:

1. All Readings below 1GHz are Quasi-Peak, above 1GHz are performed with peak and/or average measurements as necessary.
2. Measurement Level = Reading Level + Correct Factor.
3. Correct Factor = Antenna factor + Cable loss –Amplifier gain.
4. The emission levels of other frequencies are very lower than the limit and not show in test report.
5. No emission found between lowest internal used/generated frequency to 30MHz.

Product : Intel® Wireless-AC 9560
Test Item : General Radiated Emission
Test Date : 2018/12/27
Test Mode : Mode 1 SISO A: Transmit (802.11ac-40BW_15Mbps)(5710MHz)

Vertical

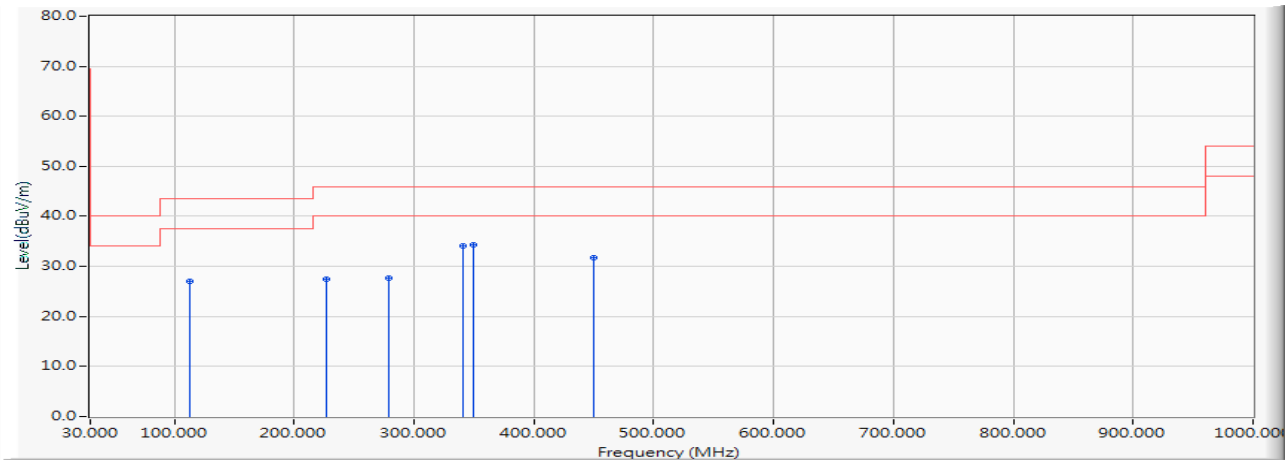

		Frequency (MHz)	Correct Factor (dB)	Reading Level (dBµV)	Measure Level (dBµV/m)	Margin (dB)	Limit (dBµV/m)	Detector Type
1		112.942	-14.109	41.045	26.936	-16.564	43.500	QUASIPEAK
2		226.812	-13.045	40.443	27.398	-18.602	46.000	QUASIPEAK
3		278.826	-10.942	38.606	27.664	-18.336	46.000	QUASIPEAK
4		340.681	-9.396	43.449	34.054	-11.946	46.000	QUASIPEAK
5	*	349.116	-9.199	43.605	34.405	-11.595	46.000	QUASIPEAK
6		450.333	-6.789	38.521	31.731	-14.269	46.000	QUASIPEAK

Note:

1. All Readings below 1GHz are Quasi-Peak, above 1GHz are performed with peak and/or average measurements as necessary.
2. Measurement Level = Reading Level + Correct Factor.
3. Correct Factor = Antenna factor + Cable loss –Amplifier gain.
4. The emission levels of other frequencies are very lower than the limit and not show in test report.
5. No emission found between lowest internal used/generated frequency to 30MHz.

Product : Intel® Wireless-AC 9560
Test Item : General Radiated Emission
Test Date : 2018/12/27
Test Mode : Mode 1 SISO A: Transmit (802.11ac-80BW_32.5Mbps)(5210MHz)

Horizontal

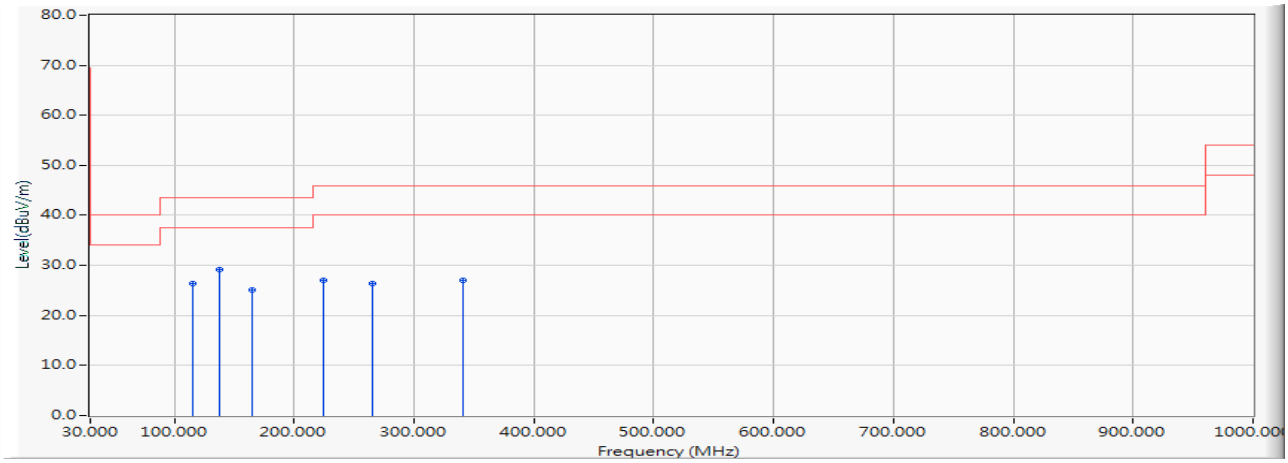

		Frequency (MHz)	Correct Factor (dB)	Reading Level (dBµV)	Measure Level (dBµV/m)	Margin (dB)	Limit (dBµV/m)	Detector Type
1		115.754	-13.838	40.275	26.436	-17.064	43.500	QUASIPEAK
2	*	138.246	-11.597	40.811	29.214	-14.286	43.500	QUASIPEAK
3		164.957	-11.002	36.097	25.095	-18.405	43.500	QUASIPEAK
4		224.000	-13.137	40.086	26.949	-19.051	46.000	QUASIPEAK
5		264.768	-11.649	37.928	26.278	-19.722	46.000	QUASIPEAK
6		340.681	-9.396	36.360	26.965	-19.035	46.000	QUASIPEAK

Note:

1. All Readings below 1GHz are Quasi-Peak, above 1GHz are performed with peak and/or average measurements as necessary.
2. Measurement Level = Reading Level + Correct Factor.
3. Correct Factor = Antenna factor + Cable loss –Amplifier gain.
4. The emission levels of other frequencies are very lower than the limit and not show in test report.
5. No emission found between lowest internal used/generated frequency to 30MHz.

Product : Intel® Wireless-AC 9560
Test Item : General Radiated Emission
Test Date : 2018/12/27
Test Mode : Mode 1 SISO A: Transmit (802.11ac-80BW_32.5Mbps)(5210MHz)

Vertical

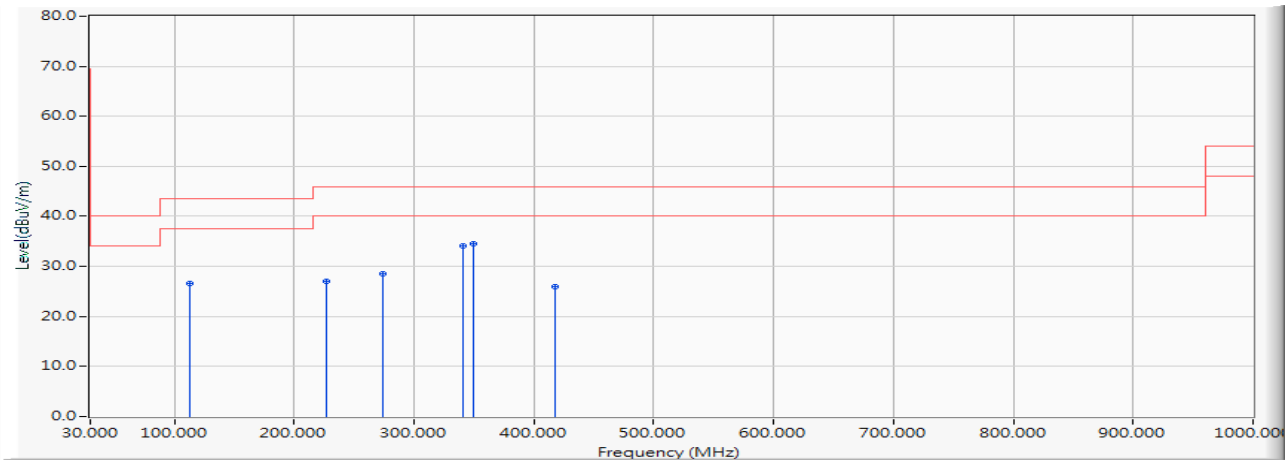

		Frequency (MHz)	Correct Factor (dB)	Reading Level (dBµV)	Measure Level (dBµV/m)	Margin (dB)	Limit (dBµV/m)	Detector Type
1		112.942	-14.109	40.732	26.623	-16.877	43.500	QUASIPEAK
2		226.812	-13.045	40.153	27.108	-18.892	46.000	QUASIPEAK
3		274.609	-11.121	39.632	28.510	-17.490	46.000	QUASIPEAK
4		340.681	-9.396	43.599	34.204	-11.796	46.000	QUASIPEAK
5	*	349.116	-9.199	43.680	34.480	-11.520	46.000	QUASIPEAK
6		418.000	-7.588	33.619	26.031	-19.969	46.000	QUASIPEAK

Note:

1. All Readings below 1GHz are Quasi-Peak, above 1GHz are performed with peak and/or average measurements as necessary.
2. Measurement Level = Reading Level + Correct Factor.
3. Correct Factor = Antenna factor + Cable loss –Amplifier gain.
4. The emission levels of other frequencies are very lower than the limit and not show in test report.
5. No emission found between lowest internal used/generated frequency to 30MHz.

Product : Intel® Wireless-AC 9560
Test Item : General Radiated Emission
Test Date : 2018/12/27
Test Mode : Mode 1 SISO A: Transmit (802.11ac-80BW_32.5Mbps)(5290MHz)

Horizontal

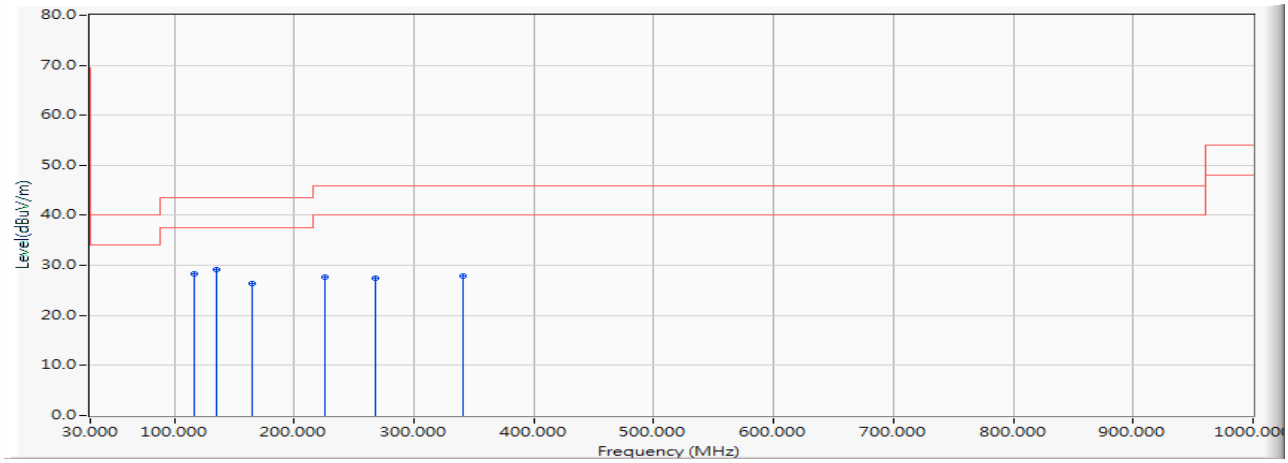

		Frequency (MHz)	Correct Factor (dB)	Reading Level (dBµV)	Measure Level (dBµV/m)	Margin (dB)	Limit (dBµV/m)	Detector Type
1		117.159	-13.704	41.983	28.279	-15.221	43.500	QUASIPEAK
2	*	135.435	-11.864	41.043	29.179	-14.321	43.500	QUASIPEAK
3		164.957	-11.002	37.363	26.361	-17.139	43.500	QUASIPEAK
4		225.406	-13.091	40.660	27.569	-18.431	46.000	QUASIPEAK
5		267.580	-11.472	38.849	27.376	-18.624	46.000	QUASIPEAK
6		340.681	-9.396	37.370	27.975	-18.025	46.000	QUASIPEAK

Note:

1. All Readings below 1GHz are Quasi-Peak, above 1GHz are performed with peak and/or average measurements as necessary.
2. Measurement Level = Reading Level + Correct Factor.
3. Correct Factor = Antenna factor + Cable loss –Amplifier gain.
4. The emission levels of other frequencies are very lower than the limit and not show in test report.
5. No emission found between lowest internal used/generated frequency to 30MHz.

Product : Intel® Wireless-AC 9560
Test Item : General Radiated Emission
Test Date : 2018/12/27
Test Mode : Mode 1 SISO A: Transmit (802.11ac-80BW_32.5Mbps)(5290MHz)

Vertical

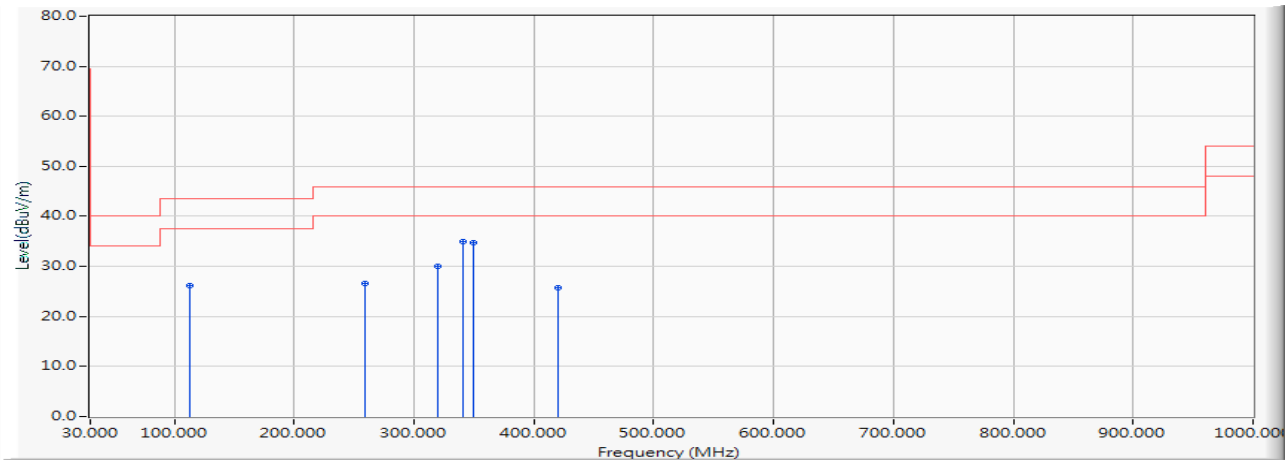

		Frequency (MHz)	Correct Factor (dB)	Reading Level (dBµV)	Measure Level (dBµV/m)	Margin (dB)	Limit (dBµV/m)	Detector Type
1		112.942	-14.109	40.303	26.194	-17.306	43.500	QUASIPEAK
2		259.145	-11.962	38.577	26.615	-19.385	46.000	QUASIPEAK
3		319.594	-9.880	39.830	29.950	-16.050	46.000	QUASIPEAK
4	*	340.681	-9.396	44.267	34.872	-11.128	46.000	QUASIPEAK
5		349.116	-9.199	43.999	34.799	-11.201	46.000	QUASIPEAK
6		420.812	-7.518	33.287	25.769	-20.231	46.000	QUASIPEAK

Note:

1. All Readings below 1GHz are Quasi-Peak, above 1GHz are performed with peak and/or average measurements as necessary.
2. Measurement Level = Reading Level + Correct Factor.
3. Correct Factor = Antenna factor + Cable loss –Amplifier gain.
4. The emission levels of other frequencies are very lower than the limit and not show in test report.
5. No emission found between lowest internal used/generated frequency to 30MHz.

Product : Intel® Wireless-AC 9560
Test Item : General Radiated Emission
Test Date : 2018/12/27
Test Mode : Mode 1 SISO A: Transmit (802.11ac-80BW_32.5Mbps)(5530MHz)

Horizontal

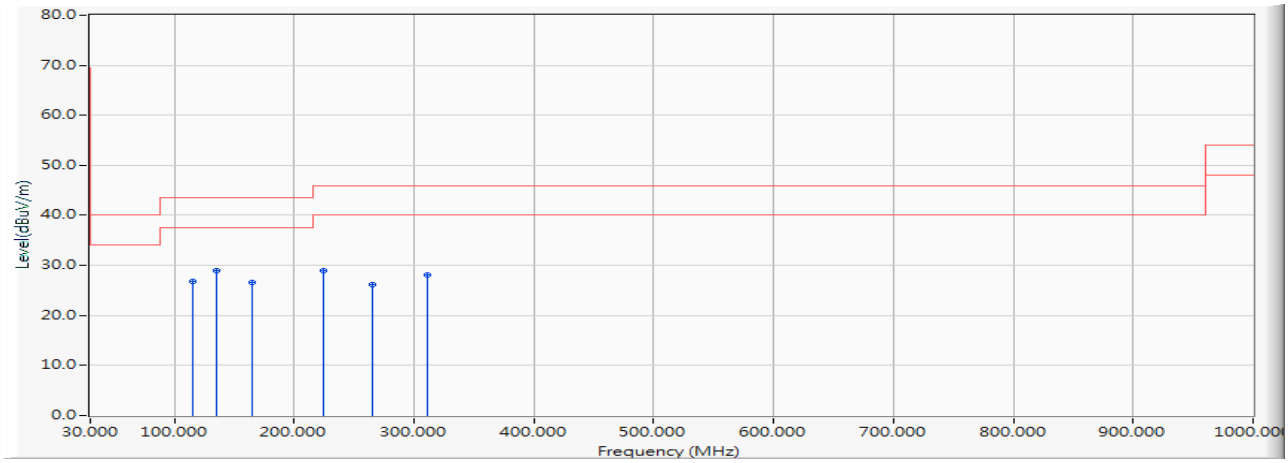

		Frequency (MHz)	Correct Factor (dB)	Reading Level (dBµV)	Measure Level (dBµV/m)	Margin (dB)	Limit (dBµV/m)	Detector Type
1		115.754	-13.838	40.721	26.882	-16.618	43.500	QUASIPEAK
2	*	135.435	-11.864	40.741	28.877	-14.623	43.500	QUASIPEAK
3		164.957	-11.002	37.585	26.583	-16.917	43.500	QUASIPEAK
4		224.000	-13.137	42.057	28.920	-17.080	46.000	QUASIPEAK
5		264.768	-11.649	37.913	26.263	-19.737	46.000	QUASIPEAK
6		311.159	-10.076	38.106	28.030	-17.970	46.000	QUASIPEAK

Note:

1. All Readings below 1GHz are Quasi-Peak, above 1GHz are performed with peak and/or average measurements as necessary.
2. Measurement Level = Reading Level + Correct Factor.
3. Correct Factor = Antenna factor + Cable loss –Amplifier gain.
4. The emission levels of other frequencies are very lower than the limit and not show in test report.
5. No emission found between lowest internal used/generated frequency to 30MHz.

Product : Intel® Wireless-AC 9560
Test Item : General Radiated Emission
Test Date : 2018/12/27
Test Mode : Mode 1 SISO A: Transmit (802.11ac-80BW_32.5Mbps)(5530MHz)

Vertical

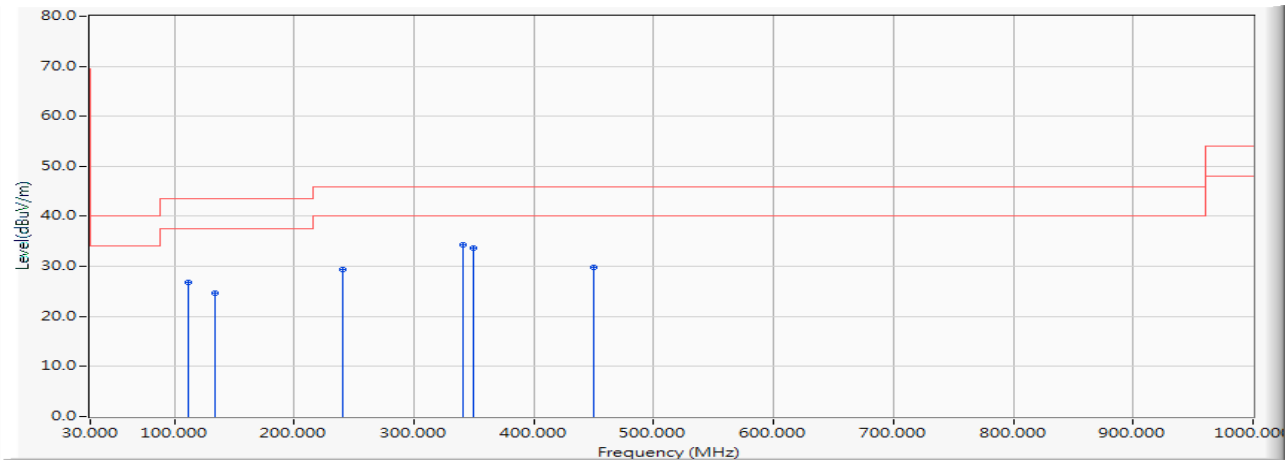

		Frequency (MHz)	Correct Factor (dB)	Reading Level (dBµV)	Measure Level (dBµV/m)	Margin (dB)	Limit (dBµV/m)	Detector Type
1		111.536	-14.244	41.064	26.820	-16.680	43.500	QUASIPEAK
2		134.029	-11.999	36.696	24.698	-18.802	43.500	QUASIPEAK
3		240.870	-12.200	41.595	29.395	-16.605	46.000	QUASIPEAK
4	*	340.681	-9.396	43.637	34.242	-11.758	46.000	QUASIPEAK
5		349.116	-9.199	42.797	33.597	-12.403	46.000	QUASIPEAK
6		450.333	-6.789	36.518	29.728	-16.272	46.000	QUASIPEAK

Note:

1. All Readings below 1GHz are Quasi-Peak, above 1GHz are performed with peak and/or average measurements as necessary.
2. Measurement Level = Reading Level + Correct Factor.
3. Correct Factor = Antenna factor + Cable loss –Amplifier gain.
4. The emission levels of other frequencies are very lower than the limit and not show in test report.
5. No emission found between lowest internal used/generated frequency to 30MHz.

Product : Intel® Wireless-AC 9560
Test Item : General Radiated Emission
Test Date : 2018/12/27
Test Mode : Mode 1 SISO A: Transmit (802.11ac-80BW_32.5Mbps)(5775MHz)

Horizontal

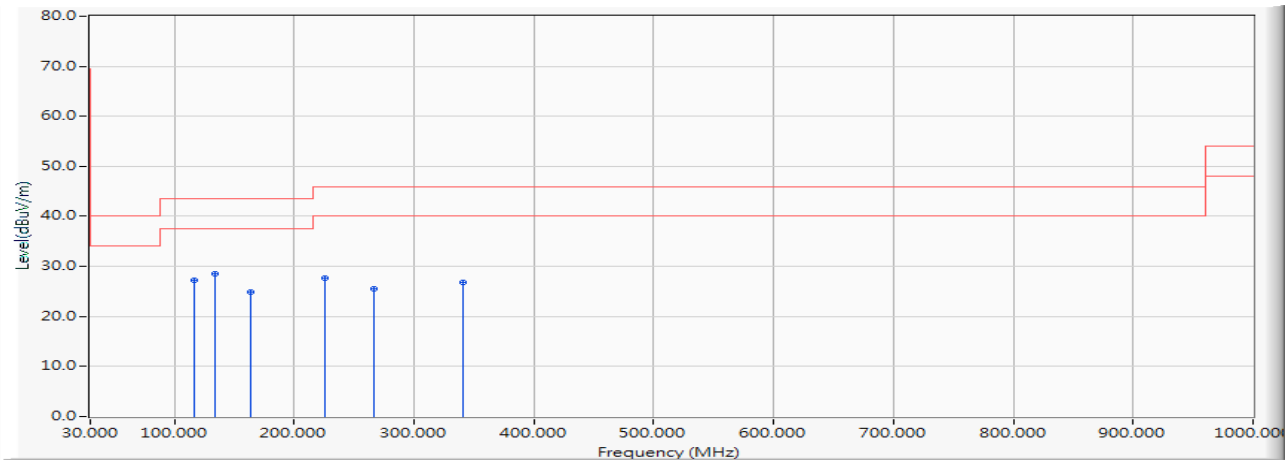

		Frequency (MHz)	Correct Factor (dB)	Reading Level (dBµV)	Measure Level (dBµV/m)	Margin (dB)	Limit (dBµV/m)	Detector Type
1		117.159	-13.704	40.959	27.255	-16.245	43.500	QUASIPEAK
2	*	134.029	-11.999	40.593	28.595	-14.905	43.500	QUASIPEAK
3		163.551	-10.953	35.925	24.972	-18.528	43.500	QUASIPEAK
4		225.406	-13.091	40.752	27.661	-18.339	46.000	QUASIPEAK
5		266.174	-11.561	37.089	25.528	-20.472	46.000	QUASIPEAK
6		340.681	-9.396	36.098	26.703	-19.297	46.000	QUASIPEAK

Note:

1. All Readings below 1GHz are Quasi-Peak, above 1GHz are performed with peak and/or average measurements as necessary.
2. Measurement Level = Reading Level + Correct Factor.
3. Correct Factor = Antenna factor + Cable loss –Amplifier gain.
4. The emission levels of other frequencies are very lower than the limit and not show in test report.
5. No emission found between lowest internal used/generated frequency to 30MHz.

Product : Intel® Wireless-AC 9560
Test Item : General Radiated Emission
Test Date : 2018/12/27
Test Mode : Mode 1 SISO A: Transmit (802.11ac-80BW_32.5Mbps)(5775MHz)

Vertical

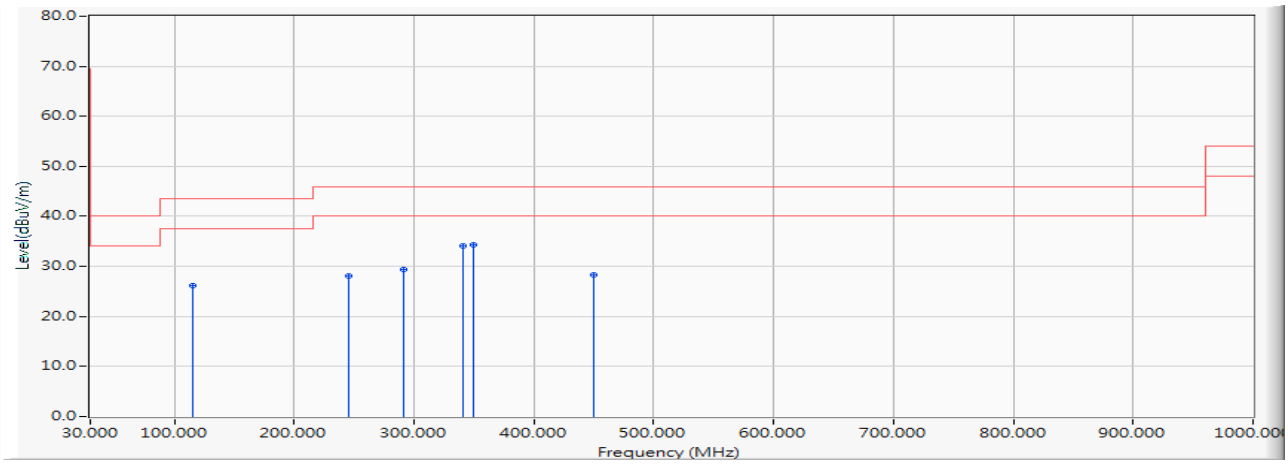

		Frequency (MHz)	Correct Factor (dB)	Reading Level (dBµV)	Measure Level (dBµV/m)	Margin (dB)	Limit (dBµV/m)	Detector Type
1		115.754	-13.838	40.081	26.242	-17.258	43.500	QUASIPEAK
2		245.087	-12.146	40.157	28.011	-17.989	46.000	QUASIPEAK
3		291.478	-10.618	40.083	29.466	-16.534	46.000	QUASIPEAK
4		340.681	-9.396	43.510	34.115	-11.885	46.000	QUASIPEAK
5	*	349.116	-9.199	43.505	34.305	-11.695	46.000	QUASIPEAK
6		450.333	-6.789	35.195	28.405	-17.595	46.000	QUASIPEAK

Note:

1. All Readings below 1GHz are Quasi-Peak, above 1GHz are performed with peak and/or average measurements as necessary.
2. Measurement Level = Reading Level + Correct Factor.
3. Correct Factor = Antenna factor + Cable loss –Amplifier gain.
4. The emission levels of other frequencies are very lower than the limit and not show in test report.
5. No emission found between lowest internal used/generated frequency to 30MHz.

Product : Intel® Wireless-AC 9560
Test Item : General Radiated Emission
Test Date : 2018/12/27
Test Mode : Mode 1 SISO A: Transmit (802.11ac-160BW_65Mbps)(5250MHz)

Horizontal

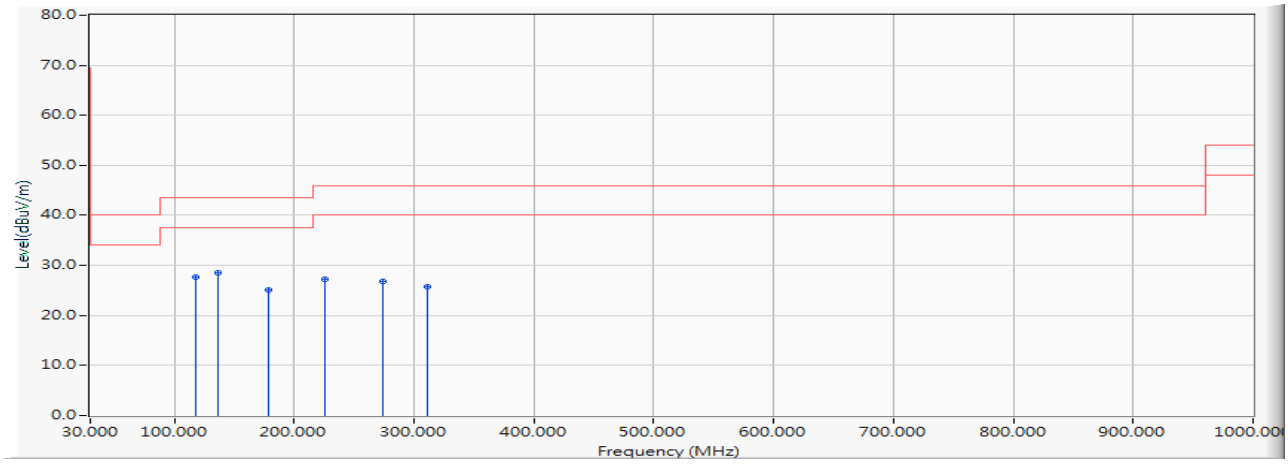

		Frequency (MHz)	Correct Factor (dB)	Reading Level (dBµV)	Measure Level (dBµV/m)	Margin (dB)	Limit (dBµV/m)	Detector Type
1		118.565	-13.568	41.275	27.706	-15.794	43.500	QUASIPEAK
2	*	136.841	-11.730	40.264	28.533	-14.967	43.500	QUASIPEAK
3		179.014	-12.396	37.519	25.124	-18.376	43.500	QUASIPEAK
4		225.406	-13.091	40.356	27.265	-18.735	46.000	QUASIPEAK
5		274.609	-11.121	37.902	26.780	-19.220	46.000	QUASIPEAK
6		311.159	-10.076	35.793	25.717	-20.283	46.000	QUASIPEAK

Note:

1. All Readings below 1GHz are Quasi-Peak, above 1GHz are performed with peak and/or average measurements as necessary.
2. Measurement Level = Reading Level + Correct Factor.
3. Correct Factor = Antenna factor + Cable loss –Amplifier gain.
4. The emission levels of other frequencies are very lower than the limit and not show in test report.
5. No emission found between lowest internal used/generated frequency to 30MHz.

Product : Intel® Wireless-AC 9560
Test Item : General Radiated Emission
Test Date : 2018/12/27
Test Mode : Mode 1 SISO A: Transmit (802.11ac-160BW_65Mbps)(5250MHz)

Vertical

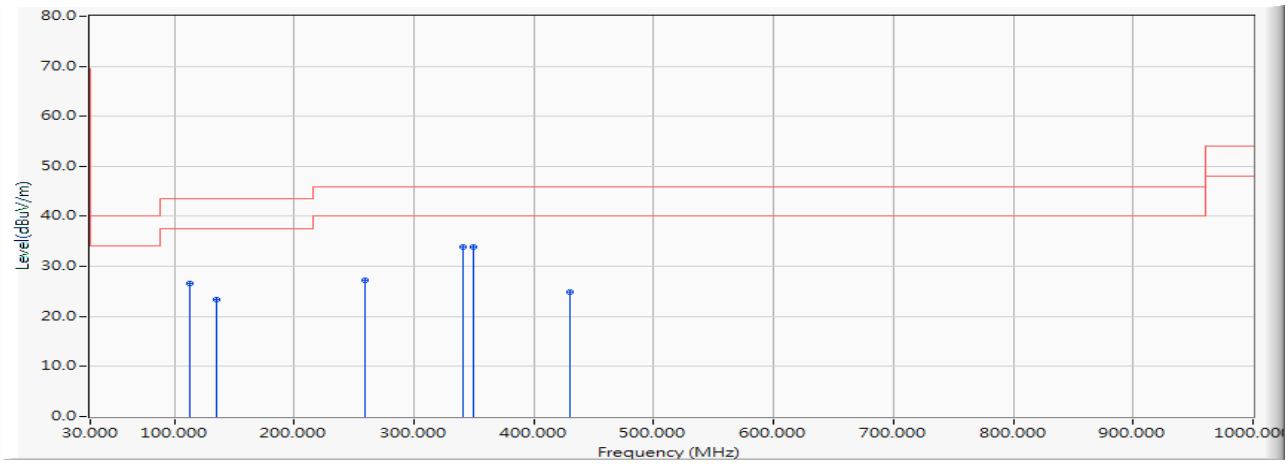

		Frequency (MHz)	Correct Factor (dB)	Reading Level (dBµV)	Measure Level (dBµV/m)	Margin (dB)	Limit (dBµV/m)	Detector Type
1		112.942	-14.109	40.668	26.559	-16.941	43.500	QUASIPEAK
2		135.435	-11.864	35.267	23.403	-20.097	43.500	QUASIPEAK
3		259.145	-11.962	39.180	27.218	-18.782	46.000	QUASIPEAK
4	*	340.681	-9.396	43.362	33.967	-12.033	46.000	QUASIPEAK
5		349.116	-9.199	43.027	33.827	-12.173	46.000	QUASIPEAK
6		430.652	-7.275	32.172	24.897	-21.103	46.000	QUASIPEAK

Note:

1. All Readings below 1GHz are Quasi-Peak, above 1GHz are performed with peak and/or average measurements as necessary.
2. Measurement Level = Reading Level + Correct Factor.
3. Correct Factor = Antenna factor + Cable loss –Amplifier gain.
4. The emission levels of other frequencies are very lower than the limit and not show in test report.
5. No emission found between lowest internal used/generated frequency to 30MHz.

Product : Intel® Wireless-AC 9560
Test Item : General Radiated Emission
Test Date : 2018/12/27
Test Mode : Mode 1 SISO A: Transmit (802.11ac-160BW_65Mbps)(5570MHz)

Horizontal

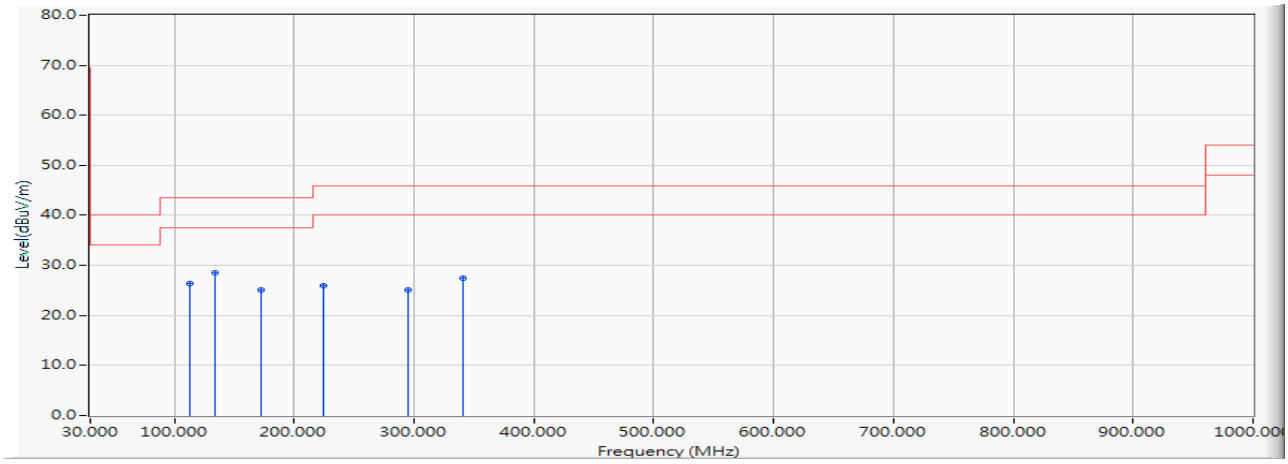

		Frequency (MHz)	Correct Factor (dB)	Reading Level (dBµV)	Measure Level (dBµV/m)	Margin (dB)	Limit (dBµV/m)	Detector Type
1		112.942	-14.109	40.532	26.423	-17.077	43.500	QUASIPEAK
2	*	134.029	-11.999	40.425	28.427	-15.073	43.500	QUASIPEAK
3		171.986	-11.447	36.458	25.011	-18.489	43.500	QUASIPEAK
4		224.000	-13.137	39.069	25.932	-20.068	46.000	QUASIPEAK
5		295.696	-10.481	35.674	25.193	-20.807	46.000	QUASIPEAK
6		340.681	-9.396	36.750	27.355	-18.645	46.000	QUASIPEAK

Note:

1. All Readings below 1GHz are Quasi-Peak, above 1GHz are performed with peak and/or average measurements as necessary.
2. Measurement Level = Reading Level + Correct Factor.
3. Correct Factor = Antenna factor + Cable loss –Amplifier gain.
4. The emission levels of other frequencies are very lower than the limit and not show in test report.
5. No emission found between lowest internal used/generated frequency to 30MHz.

Product : Intel® Wireless-AC 9560
Test Item : General Radiated Emission
Test Date : 2018/12/27
Test Mode : Mode 1 SISO A: Transmit (802.11ac-160BW_65Mbps)(5570MHz)

Vertical

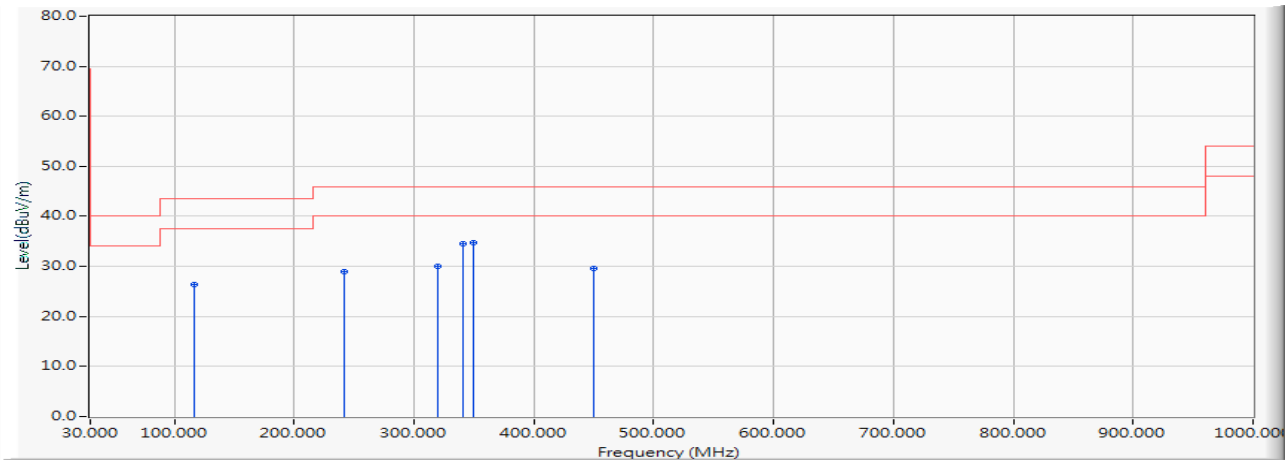

		Frequency (MHz)	Correct Factor (dB)	Reading Level (dBµV)	Measure Level (dBµV/m)	Margin (dB)	Limit (dBµV/m)	Detector Type
1		117.159	-13.704	40.006	26.302	-17.198	43.500	QUASIPEAK
2		242.275	-12.182	41.180	28.997	-17.003	46.000	QUASIPEAK
3		319.594	-9.880	39.884	30.004	-15.996	46.000	QUASIPEAK
4		340.681	-9.396	44.030	34.635	-11.365	46.000	QUASIPEAK
5	*	349.116	-9.199	43.991	34.791	-11.209	46.000	QUASIPEAK
6		450.333	-6.789	36.292	29.502	-16.498	46.000	QUASIPEAK

Note:

1. All Readings below 1GHz are Quasi-Peak, above 1GHz are performed with peak and/or average measurements as necessary.
2. Measurement Level = Reading Level + Correct Factor.
3. Correct Factor = Antenna factor + Cable loss –Amplifier gain.
4. The emission levels of other frequencies are very lower than the limit and not show in test report.
5. No emission found between lowest internal used/generated frequency to 30MHz.

Product : Intel® Wireless-AC 9560
Test Item : General Radiated Emission
Test Date : 2018/12/27
Test Mode : Mode 2 SISO B: Transmit (802.11a_6Mbps)(5200MHz)

Horizontal

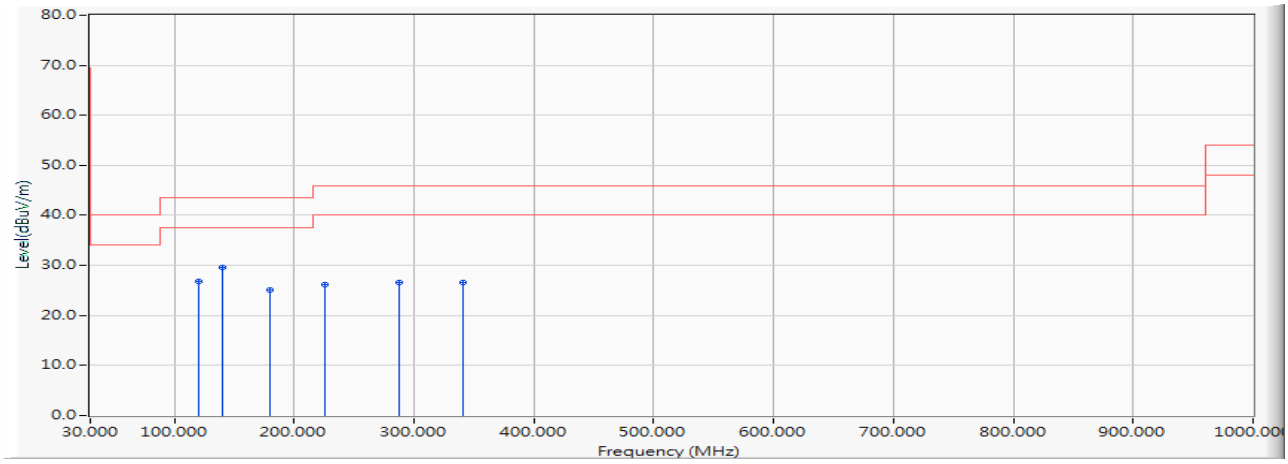

		Frequency (MHz)	Correct Factor (dB)	Reading Level (dBµV)	Measure Level (dBµV/m)	Margin (dB)	Limit (dBµV/m)	Detector Type
1		119.971	-13.432	40.163	26.731	-16.769	43.500	QUASIPEAK
2	*	139.652	-11.465	41.025	29.560	-13.940	43.500	QUASIPEAK
3		180.420	-12.573	37.744	25.172	-18.328	43.500	QUASIPEAK
4		225.406	-13.091	39.286	26.195	-19.805	46.000	QUASIPEAK
5		287.261	-10.727	37.344	26.617	-19.383	46.000	QUASIPEAK
6		340.681	-9.396	36.013	26.618	-19.382	46.000	QUASIPEAK

Note:

1. All Readings below 1GHz are Quasi-Peak, above 1GHz are performed with peak and/or average measurements as necessary.
2. Measurement Level = Reading Level + Correct Factor.
3. Correct Factor = Antenna factor + Cable loss –Amplifier gain.
4. The emission levels of other frequencies are very lower than the limit and not show in test report.
5. No emission found between lowest internal used/generated frequency to 30MHz.

Product : Intel® Wireless-AC 9560
Test Item : General Radiated Emission
Test Date : 2018/12/27
Test Mode : Mode 2 SISO B: Transmit (802.11a_6Mbps)(5200MHz)

Vertical

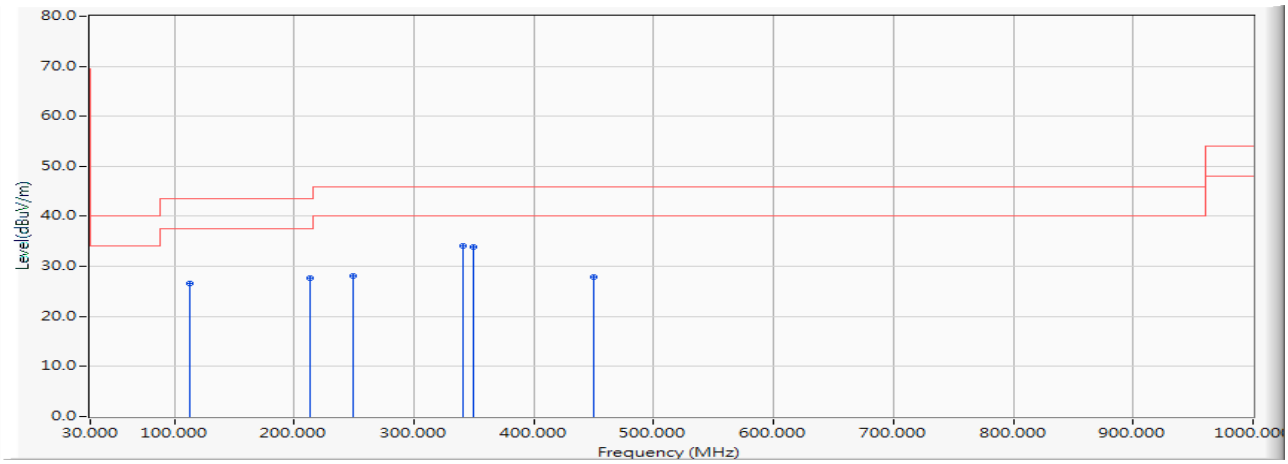

		Frequency (MHz)	Correct Factor (dB)	Reading Level (dBµV)	Measure Level (dBµV/m)	Margin (dB)	Limit (dBµV/m)	Detector Type
1		112.942	-14.109	40.763	26.654	-16.846	43.500	QUASIPEAK
2		212.754	-13.437	41.036	27.599	-15.901	43.500	QUASIPEAK
3		249.304	-12.090	40.272	28.181	-17.819	46.000	QUASIPEAK
4	*	340.681	-9.396	43.444	34.049	-11.951	46.000	QUASIPEAK
5		349.116	-9.199	43.122	33.922	-12.078	46.000	QUASIPEAK
6		450.333	-6.789	34.699	27.909	-18.091	46.000	QUASIPEAK

Note:

1. All Readings below 1GHz are Quasi-Peak, above 1GHz are performed with peak and/or average measurements as necessary.
2. Measurement Level = Reading Level + Correct Factor.
3. Correct Factor = Antenna factor + Cable loss –Amplifier gain.
4. The emission levels of other frequencies are very lower than the limit and not show in test report.
5. No emission found between lowest internal used/generated frequency to 30MHz.

Product : Intel® Wireless-AC 9560
Test Item : General Radiated Emission
Test Date : 2018/12/27
Test Mode : Mode 2 SISO B: Transmit (802.11a_6Mbps)(5280MHz)

Horizontal

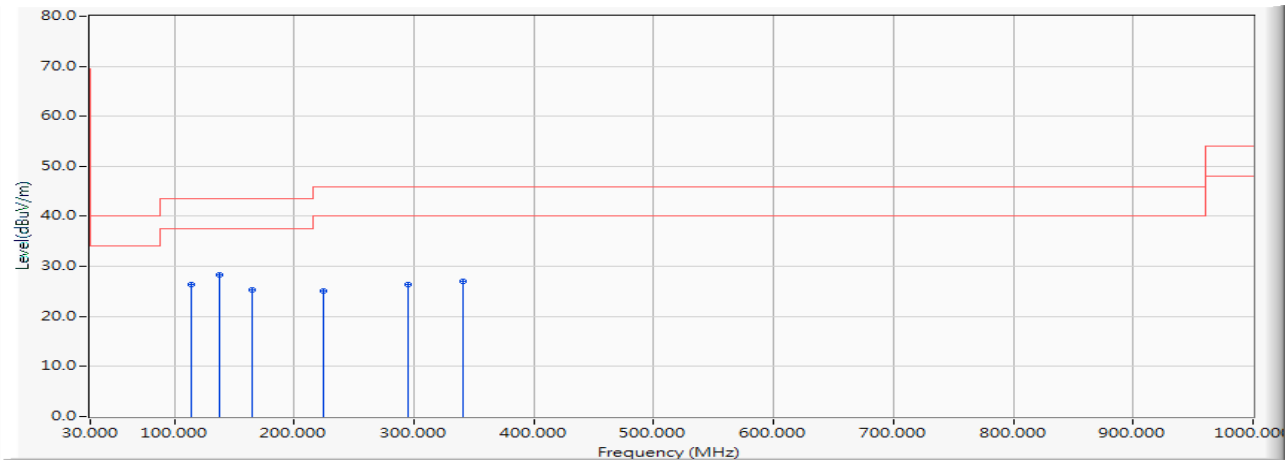

		Frequency (MHz)	Correct Factor (dB)	Reading Level (dBµV)	Measure Level (dBµV/m)	Margin (dB)	Limit (dBµV/m)	Detector Type
1		114.348	-13.975	40.368	26.394	-17.106	43.500	QUASIPEAK
2	*	138.246	-11.597	39.923	28.326	-15.174	43.500	QUASIPEAK
3		164.957	-11.002	36.371	25.369	-18.131	43.500	QUASIPEAK
4		224.000	-13.137	38.251	25.114	-20.886	46.000	QUASIPEAK
5		295.696	-10.481	36.840	26.359	-19.641	46.000	QUASIPEAK
6		340.681	-9.396	36.357	26.962	-19.038	46.000	QUASIPEAK

Note:

1. All Readings below 1GHz are Quasi-Peak, above 1GHz are performed with peak and/or average measurements as necessary.
2. Measurement Level = Reading Level + Correct Factor.
3. Correct Factor = Antenna factor + Cable loss –Amplifier gain.
4. The emission levels of other frequencies are very lower than the limit and not show in test report.
5. No emission found between lowest internal used/generated frequency to 30MHz.

Product : Intel® Wireless-AC 9560
Test Item : General Radiated Emission
Test Date : 2018/12/27
Test Mode : Mode 2 SISO B: Transmit (802.11a_6Mbps)(5280MHz)

Vertical

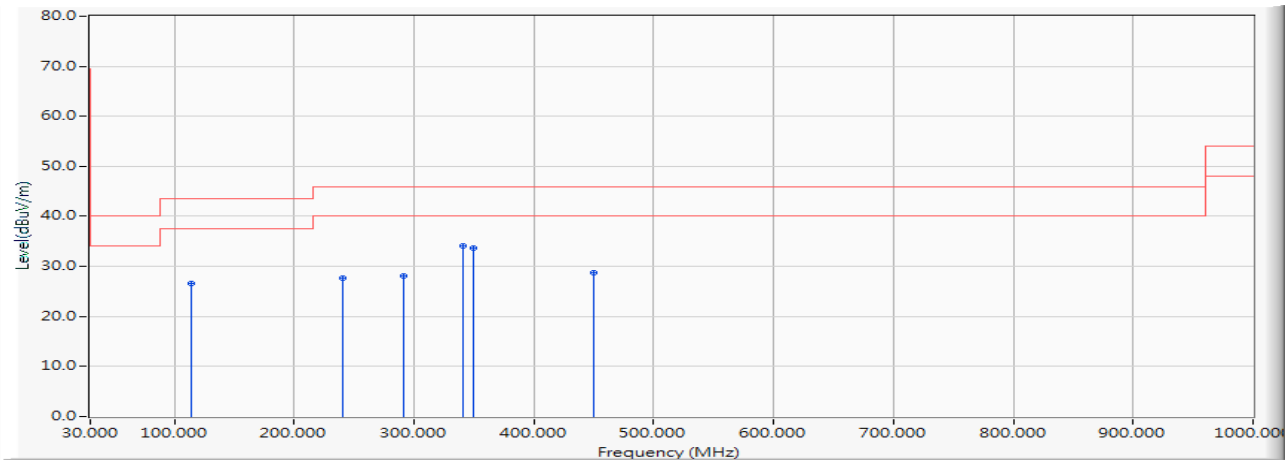

		Frequency (MHz)	Correct Factor (dB)	Reading Level (dBµV)	Measure Level (dBµV/m)	Margin (dB)	Limit (dBµV/m)	Detector Type
1		114.348	-13.975	40.515	26.541	-16.959	43.500	QUASIPEAK
2		240.870	-12.200	39.844	27.644	-18.356	46.000	QUASIPEAK
3		291.478	-10.618	38.819	28.202	-17.798	46.000	QUASIPEAK
4	*	340.681	-9.396	43.595	34.200	-11.800	46.000	QUASIPEAK
5		349.116	-9.199	42.971	33.771	-12.229	46.000	QUASIPEAK
6		450.333	-6.789	35.531	28.741	-17.259	46.000	QUASIPEAK

Note:

1. All Readings below 1GHz are Quasi-Peak, above 1GHz are performed with peak and/or average measurements as necessary.
2. Measurement Level = Reading Level + Correct Factor.
3. Correct Factor = Antenna factor + Cable loss –Amplifier gain.
4. The emission levels of other frequencies are very lower than the limit and not show in test report.
5. No emission found between lowest internal used/generated frequency to 30MHz.

Product : Intel® Wireless-AC 9560
Test Item : General Radiated Emission
Test Date : 2018/12/27
Test Mode : Mode 2 SISO B: Transmit (802.11a_6Mbps)(5600MHz)

Horizontal

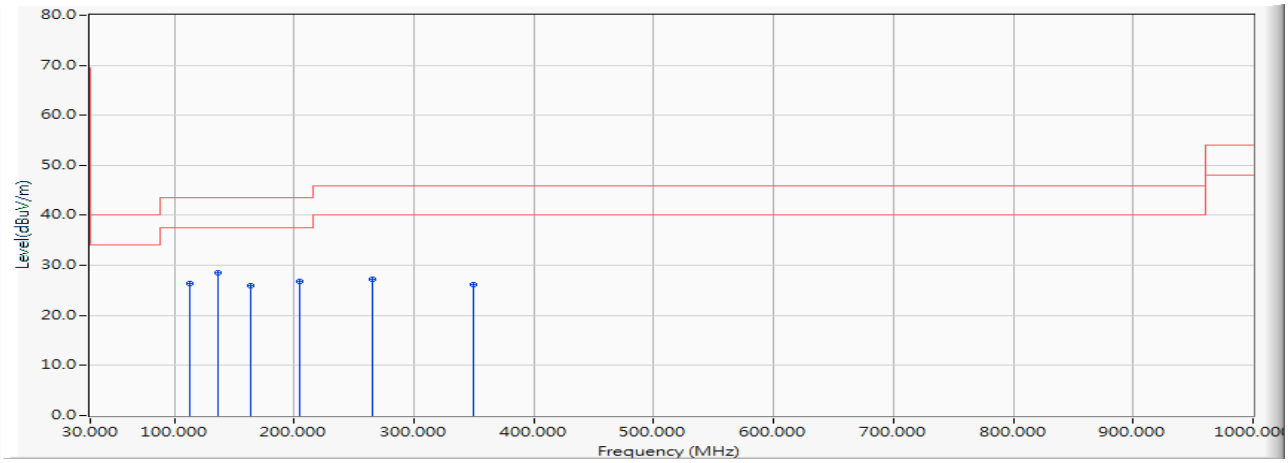

		Frequency (MHz)	Correct Factor (dB)	Reading Level (dBµV)	Measure Level (dBµV/m)	Margin (dB)	Limit (dBµV/m)	Detector Type
1		112.942	-14.109	40.431	26.322	-17.178	43.500	QUASIPEAK
2	*	136.841	-11.730	40.303	28.572	-14.928	43.500	QUASIPEAK
3		163.551	-10.953	36.984	26.031	-17.469	43.500	QUASIPEAK
4		204.319	-13.630	40.481	26.851	-16.649	43.500	QUASIPEAK
5		264.768	-11.649	38.843	27.193	-18.807	46.000	QUASIPEAK
6		349.116	-9.199	35.379	26.179	-19.821	46.000	QUASIPEAK

Note:

1. All Readings below 1GHz are Quasi-Peak, above 1GHz are performed with peak and/or average measurements as necessary.
2. Measurement Level = Reading Level + Correct Factor.
3. Correct Factor = Antenna factor + Cable loss –Amplifier gain.
4. The emission levels of other frequencies are very lower than the limit and not show in test report.
5. No emission found between lowest internal used/generated frequency to 30MHz.

Product : Intel® Wireless-AC 9560
Test Item : General Radiated Emission
Test Date : 2018/12/27
Test Mode : Mode 2 SISO B: Transmit (802.11a_6Mbps)(5600MHz)

Vertical

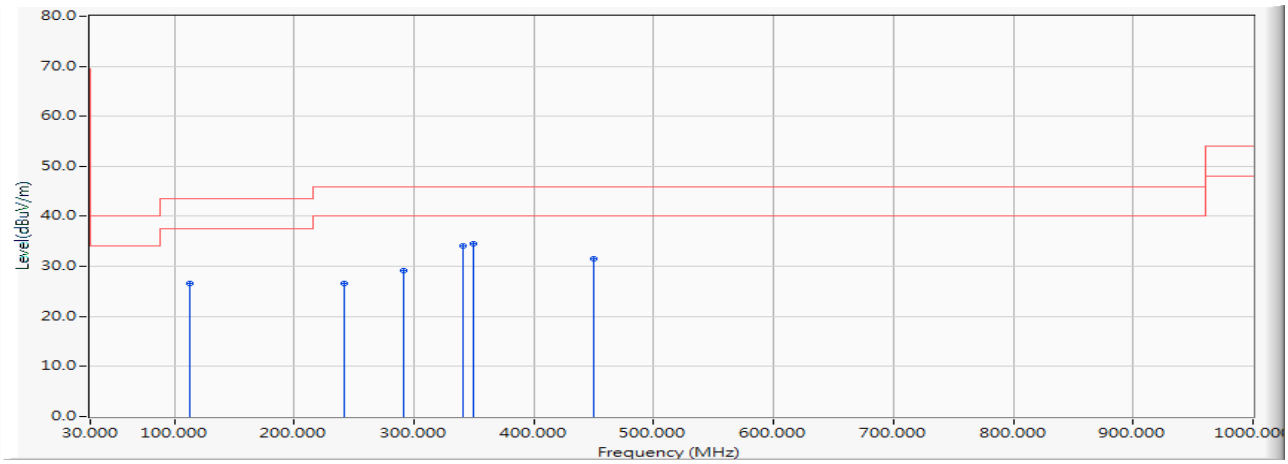

		Frequency (MHz)	Correct Factor (dB)	Reading Level (dBµV)	Measure Level (dBµV/m)	Margin (dB)	Limit (dBµV/m)	Detector Type
1		112.942	-14.109	40.731	26.622	-16.878	43.500	QUASIPEAK
2		242.275	-12.182	38.691	26.508	-19.492	46.000	QUASIPEAK
3		291.478	-10.618	39.847	29.230	-16.770	46.000	QUASIPEAK
4		340.681	-9.396	43.452	34.057	-11.943	46.000	QUASIPEAK
5	*	349.116	-9.199	43.789	34.589	-11.411	46.000	QUASIPEAK
6		450.333	-6.789	38.244	31.454	-14.546	46.000	QUASIPEAK

Note:

1. All Readings below 1GHz are Quasi-Peak, above 1GHz are performed with peak and/or average measurements as necessary.
2. Measurement Level = Reading Level + Correct Factor.
3. Correct Factor = Antenna factor + Cable loss –Amplifier gain.
4. The emission levels of other frequencies are very lower than the limit and not show in test report.
5. No emission found between lowest internal used/generated frequency to 30MHz.

Product : Intel® Wireless-AC 9560
Test Item : General Radiated Emission
Test Date : 2018/12/27
Test Mode : Mode 2 SISO B: Transmit (802.11a_6Mbps)(5785MHz)

Horizontal

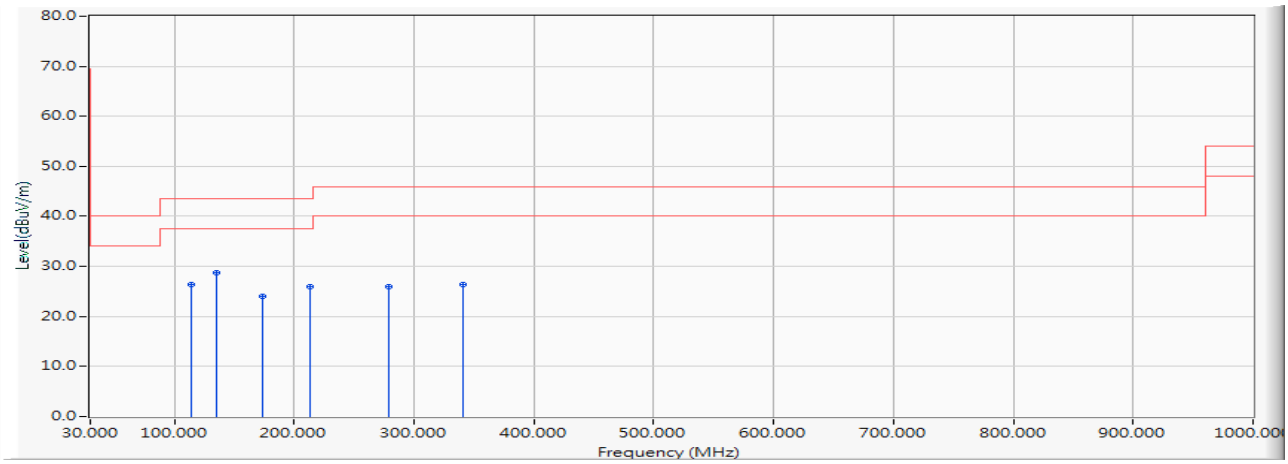

		Frequency (MHz)	Correct Factor (dB)	Reading Level (dBµV)	Measure Level (dBµV/m)	Margin (dB)	Limit (dBµV/m)	Detector Type
1		114.348	-13.975	40.293	26.319	-17.181	43.500	QUASIPEAK
2	*	135.435	-11.864	40.560	28.696	-14.804	43.500	QUASIPEAK
3		173.391	-11.636	35.621	23.985	-19.515	43.500	QUASIPEAK
4		212.754	-13.437	39.291	25.854	-17.646	43.500	QUASIPEAK
5		278.826	-10.942	36.929	25.987	-20.013	46.000	QUASIPEAK
6		340.681	-9.396	35.805	26.410	-19.590	46.000	QUASIPEAK

Note:

1. All Readings below 1GHz are Quasi-Peak, above 1GHz are performed with peak and/or average measurements as necessary.
2. Measurement Level = Reading Level + Correct Factor.
3. Correct Factor = Antenna factor + Cable loss –Amplifier gain.
4. The emission levels of other frequencies are very lower than the limit and not show in test report.
5. No emission found between lowest internal used/generated frequency to 30MHz.

Product : Intel® Wireless-AC 9560
Test Item : General Radiated Emission
Test Date : 2018/12/27
Test Mode : Mode 2 SISO B: Transmit (802.11a_6Mbps)(5785MHz)

Vertical

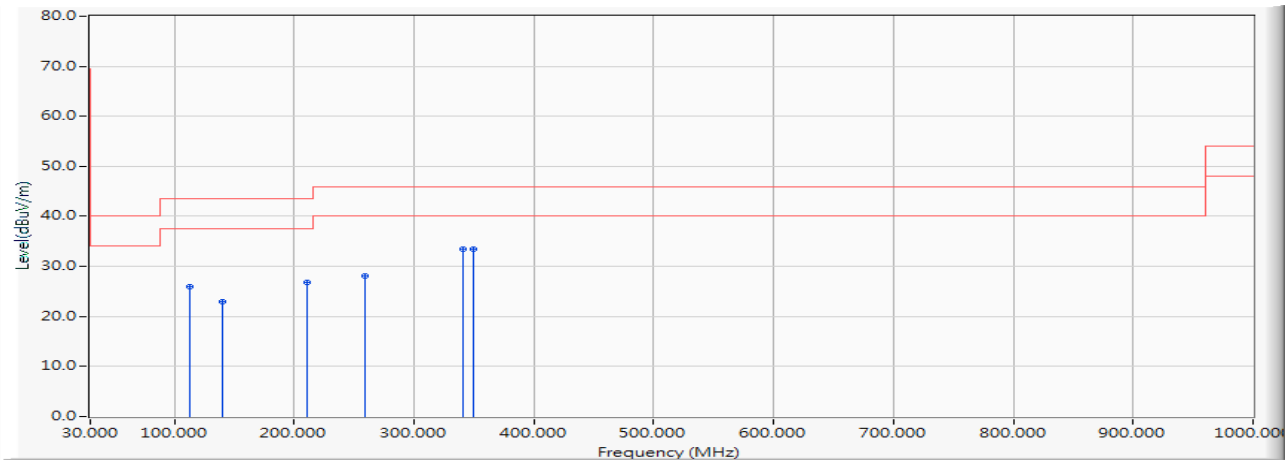

		Frequency (MHz)	Correct Factor (dB)	Reading Level (dBµV)	Measure Level (dBµV/m)	Margin (dB)	Limit (dBµV/m)	Detector Type
1		112.942	-14.109	40.130	26.021	-17.479	43.500	QUASIPEAK
2		139.652	-11.465	34.310	22.845	-20.655	43.500	QUASIPEAK
3		211.348	-13.468	40.185	26.716	-16.784	43.500	QUASIPEAK
4		259.145	-11.962	40.136	28.174	-17.826	46.000	QUASIPEAK
5		340.681	-9.396	42.867	33.472	-12.528	46.000	QUASIPEAK
6	*	349.116	-9.199	42.724	33.524	-12.476	46.000	QUASIPEAK

Note:

1. All Readings below 1GHz are Quasi-Peak, above 1GHz are performed with peak and/or average measurements as necessary.
2. Measurement Level = Reading Level + Correct Factor.
3. Correct Factor = Antenna factor + Cable loss –Amplifier gain.
4. The emission levels of other frequencies are very lower than the limit and not show in test report.
5. No emission found between lowest internal used/generated frequency to 30MHz.

Product : Intel® Wireless-AC 9560
Test Item : General Radiated Emission
Test Date : 2018/12/27
Test Mode : Mode 2 SISO B: Transmit (802.11n-20BW_7.2Mbps)(5200MHz)

Horizontal

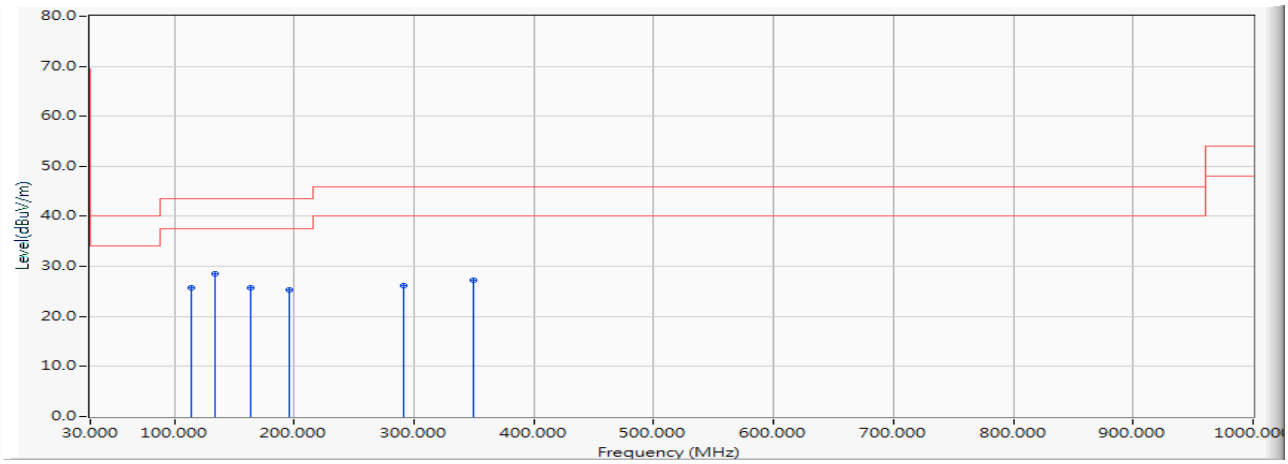

		Frequency (MHz)	Correct Factor (dB)	Reading Level (dBµV)	Measure Level (dBµV/m)	Margin (dB)	Limit (dBµV/m)	Detector Type
1		114.348	-13.975	39.789	25.815	-17.685	43.500	QUASIPEAK
2	*	134.029	-11.999	40.546	28.548	-14.952	43.500	QUASIPEAK
3		163.551	-10.953	36.788	25.835	-17.665	43.500	QUASIPEAK
4		195.884	-13.667	39.061	25.394	-18.106	43.500	QUASIPEAK
5		291.478	-10.618	36.688	26.071	-19.929	46.000	QUASIPEAK
6		349.116	-9.199	36.519	27.319	-18.681	46.000	QUASIPEAK

Note:

1. All Readings below 1GHz are Quasi-Peak, above 1GHz are performed with peak and/or average measurements as necessary.
2. Measurement Level = Reading Level + Correct Factor.
3. Correct Factor = Antenna factor + Cable loss –Amplifier gain.
4. The emission levels of other frequencies are very lower than the limit and not show in test report.
5. No emission found between lowest internal used/generated frequency to 30MHz.

Product : Intel® Wireless-AC 9560
Test Item : General Radiated Emission
Test Date : 2018/12/27
Test Mode : Mode 2 SISO B: Transmit (802.11n-20BW_7.2Mbps)(5200MHz)

Vertical

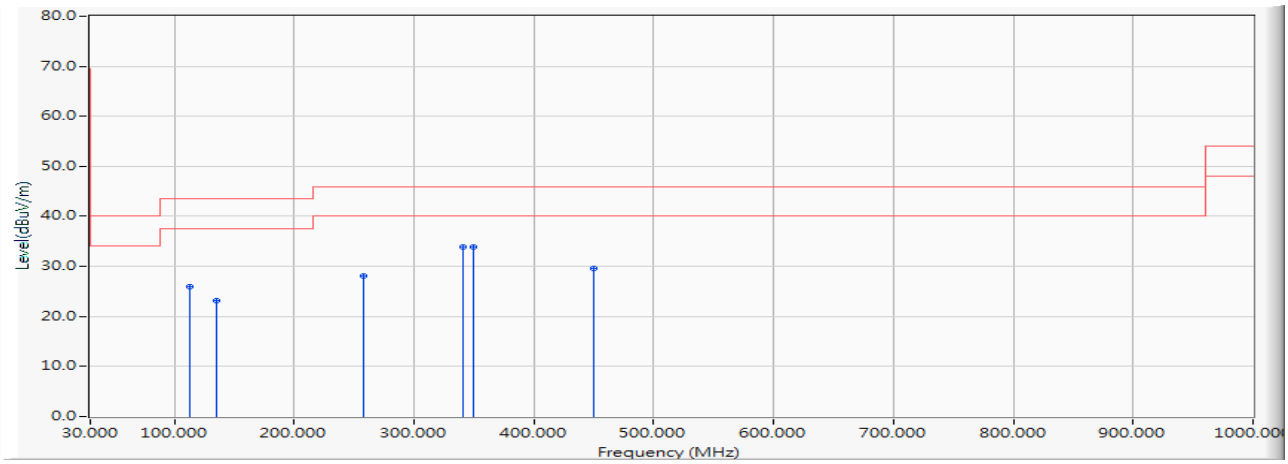

		Frequency (MHz)	Correct Factor (dB)	Reading Level (dBµV)	Measure Level (dBµV/m)	Margin (dB)	Limit (dBµV/m)	Detector Type
1		112.942	-14.109	40.090	25.981	-17.519	43.500	QUASIPEAK
2		135.435	-11.864	35.083	23.219	-20.281	43.500	QUASIPEAK
3		257.739	-11.981	40.093	28.112	-17.888	46.000	QUASIPEAK
4		340.681	-9.396	43.190	33.795	-12.205	46.000	QUASIPEAK
5	*	349.116	-9.199	43.044	33.844	-12.156	46.000	QUASIPEAK
6		450.333	-6.789	36.306	29.516	-16.484	46.000	QUASIPEAK

Note:

1. All Readings below 1GHz are Quasi-Peak, above 1GHz are performed with peak and/or average measurements as necessary.
2. Measurement Level = Reading Level + Correct Factor.
3. Correct Factor = Antenna factor + Cable loss –Amplifier gain.
4. The emission levels of other frequencies are very lower than the limit and not show in test report.
5. No emission found between lowest internal used/generated frequency to 30MHz.

Product : Intel® Wireless-AC 9560
Test Item : General Radiated Emission
Test Date : 2018/12/27
Test Mode : Mode 2 SISO B: Transmit (802.11n-20BW_7.2Mbps)(5280MHz)

Horizontal

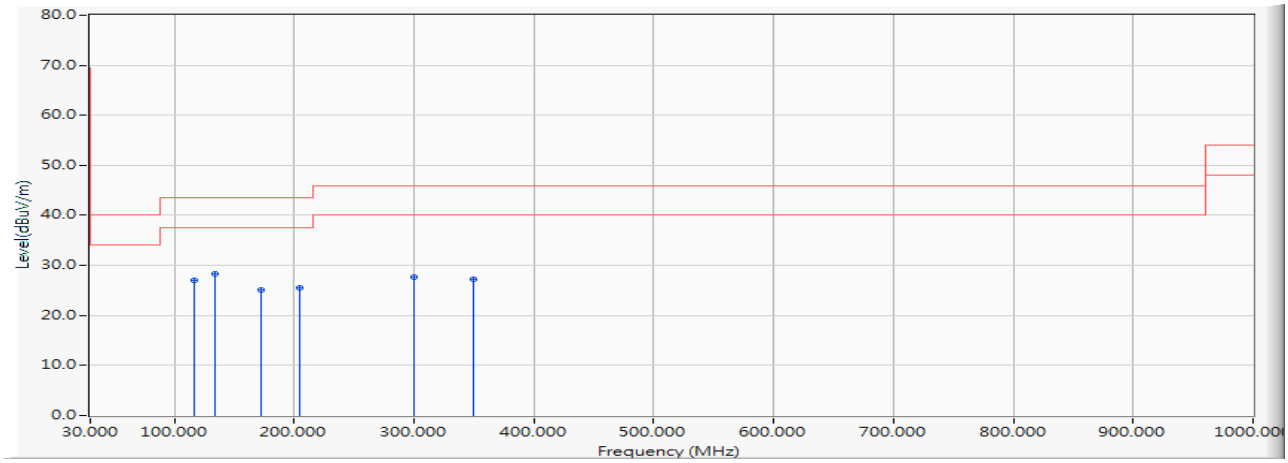

		Frequency (MHz)	Correct Factor (dB)	Reading Level (dBµV)	Measure Level (dBµV/m)	Margin (dB)	Limit (dBµV/m)	Detector Type
1		117.159	-13.704	40.747	27.043	-16.457	43.500	QUASIPEAK
2	*	134.029	-11.999	40.388	28.390	-15.110	43.500	QUASIPEAK
3		171.986	-11.447	36.454	25.007	-18.493	43.500	QUASIPEAK
4		204.319	-13.630	39.147	25.517	-17.983	43.500	QUASIPEAK
5		299.913	-10.344	37.925	27.581	-18.419	46.000	QUASIPEAK
6		349.116	-9.199	36.406	27.206	-18.794	46.000	QUASIPEAK

Note:

1. All Readings below 1GHz are Quasi-Peak, above 1GHz are performed with peak and/or average measurements as necessary.
2. Measurement Level = Reading Level + Correct Factor.
3. Correct Factor = Antenna factor + Cable loss –Amplifier gain.
4. The emission levels of other frequencies are very lower than the limit and not show in test report.
5. No emission found between lowest internal used/generated frequency to 30MHz.

Product : Intel® Wireless-AC 9560
Test Item : General Radiated Emission
Test Date : 2018/12/27
Test Mode : Mode 2 SISO B: Transmit (802.11n-20BW_7.2Mbps)(5280MHz)

Vertical

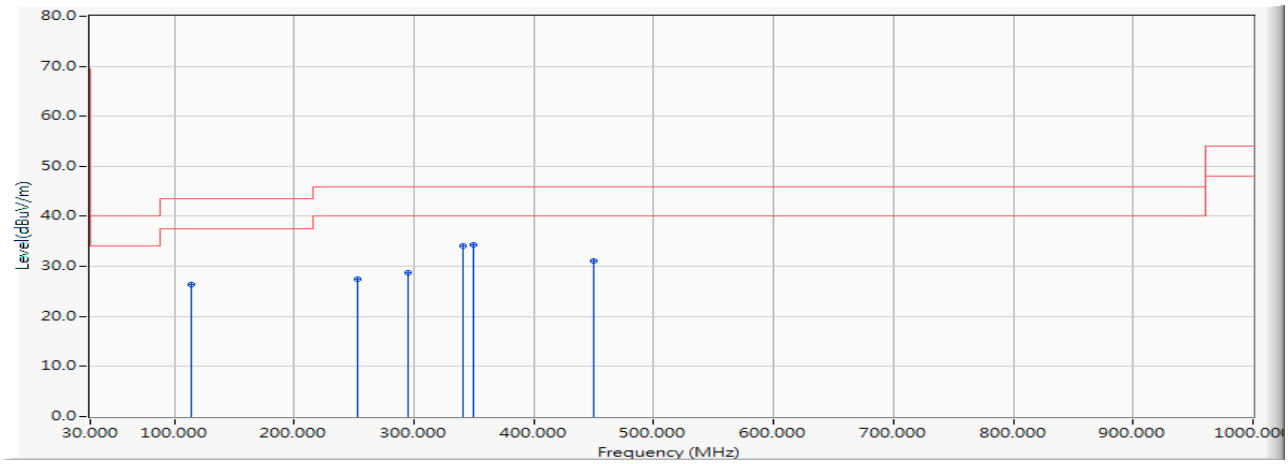

		Frequency (MHz)	Correct Factor (dB)	Reading Level (dBµV)	Measure Level (dBµV/m)	Margin (dB)	Limit (dBµV/m)	Detector Type
1		114.348	-13.975	40.391	26.417	-17.083	43.500	QUASIPEAK
2		253.522	-12.036	39.415	27.379	-18.621	46.000	QUASIPEAK
3		295.696	-10.481	39.159	28.678	-17.322	46.000	QUASIPEAK
4		340.681	-9.396	43.513	34.118	-11.882	46.000	QUASIPEAK
5	*	349.116	-9.199	43.562	34.362	-11.638	46.000	QUASIPEAK
6		450.333	-6.789	37.850	31.060	-14.940	46.000	QUASIPEAK

Note:

1. All Readings below 1GHz are Quasi-Peak, above 1GHz are performed with peak and/or average measurements as necessary.
2. Measurement Level = Reading Level + Correct Factor.
3. Correct Factor = Antenna factor + Cable loss –Amplifier gain.
4. The emission levels of other frequencies are very lower than the limit and not show in test report.
5. No emission found between lowest internal used/generated frequency to 30MHz.

Product : Intel® Wireless-AC 9560
Test Item : General Radiated Emission
Test Date : 2018/12/27
Test Mode : Mode 2 SISO B: Transmit (802.11n-20BW_7.2Mbps)(5600MHz)

Horizontal

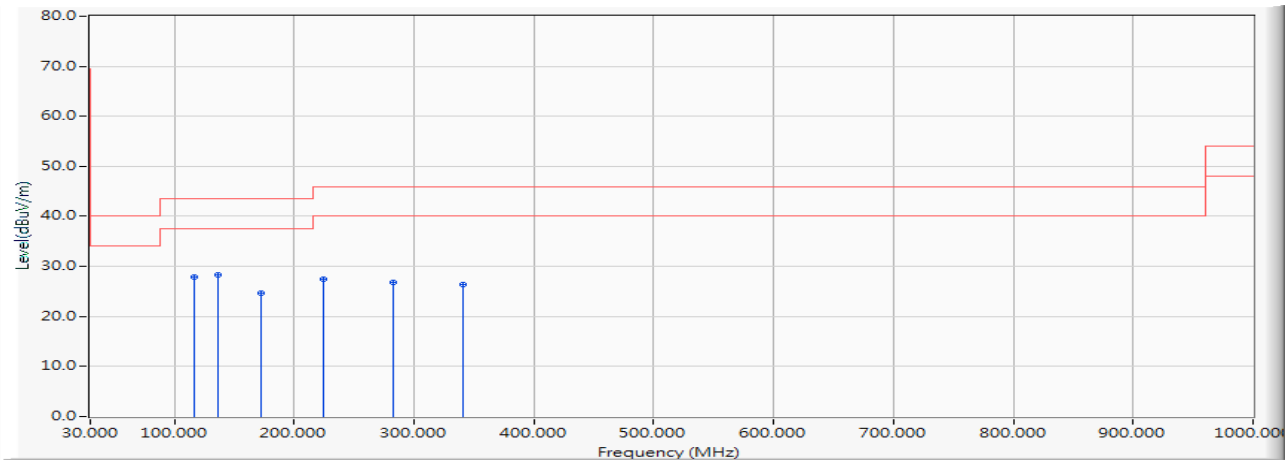

		Frequency (MHz)	Correct Factor (dB)	Reading Level (dBµV)	Measure Level (dBµV/m)	Margin (dB)	Limit (dBµV/m)	Detector Type
1		117.159	-13.704	41.487	27.783	-15.717	43.500	QUASIPEAK
2	*	136.841	-11.730	40.120	28.389	-15.111	43.500	QUASIPEAK
3		171.986	-11.447	36.148	24.701	-18.799	43.500	QUASIPEAK
4		224.000	-13.137	40.682	27.545	-18.455	46.000	QUASIPEAK
5		283.043	-10.822	37.689	26.866	-19.134	46.000	QUASIPEAK
6		340.681	-9.396	35.850	26.455	-19.545	46.000	QUASIPEAK

Note:

1. All Readings below 1GHz are Quasi-Peak, above 1GHz are performed with peak and/or average measurements as necessary.
2. Measurement Level = Reading Level + Correct Factor.
3. Correct Factor = Antenna factor + Cable loss –Amplifier gain.
4. The emission levels of other frequencies are very lower than the limit and not show in test report.
5. No emission found between lowest internal used/generated frequency to 30MHz.

Product : Intel® Wireless-AC 9560
Test Item : General Radiated Emission
Test Date : 2018/12/27
Test Mode : Mode 2 SISO B: Transmit (802.11n-20BW_7.2Mbps)(5600MHz)

Vertical

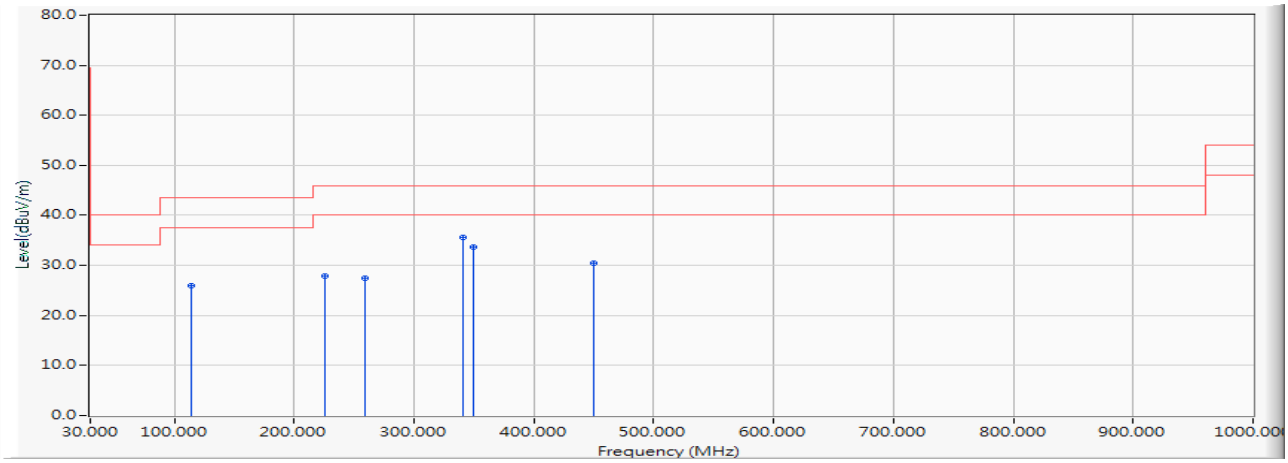

		Frequency (MHz)	Correct Factor (dB)	Reading Level (dBµV)	Measure Level (dBµV/m)	Margin (dB)	Limit (dBµV/m)	Detector Type
1		114.348	-13.975	39.833	25.859	-17.641	43.500	QUASIPEAK
2		225.406	-13.091	40.880	27.789	-18.211	46.000	QUASIPEAK
3		259.145	-11.962	39.435	27.473	-18.527	46.000	QUASIPEAK
4	*	340.681	-9.396	44.923	35.528	-10.472	46.000	QUASIPEAK
5		349.116	-9.199	42.971	33.771	-12.229	46.000	QUASIPEAK
6		450.333	-6.789	37.184	30.394	-15.606	46.000	QUASIPEAK

Note:

1. All Readings below 1GHz are Quasi-Peak, above 1GHz are performed with peak and/or average measurements as necessary.
2. Measurement Level = Reading Level + Correct Factor.
3. Correct Factor = Antenna factor + Cable loss –Amplifier gain.
4. The emission levels of other frequencies are very lower than the limit and not show in test report.
5. No emission found between lowest internal used/generated frequency to 30MHz.

Product : Intel® Wireless-AC 9560
Test Item : General Radiated Emission
Test Date : 2018/12/27
Test Mode : Mode 2 SISO B: Transmit (802.11n-20BW_7.2Mbps)(5785MHz)

Horizontal

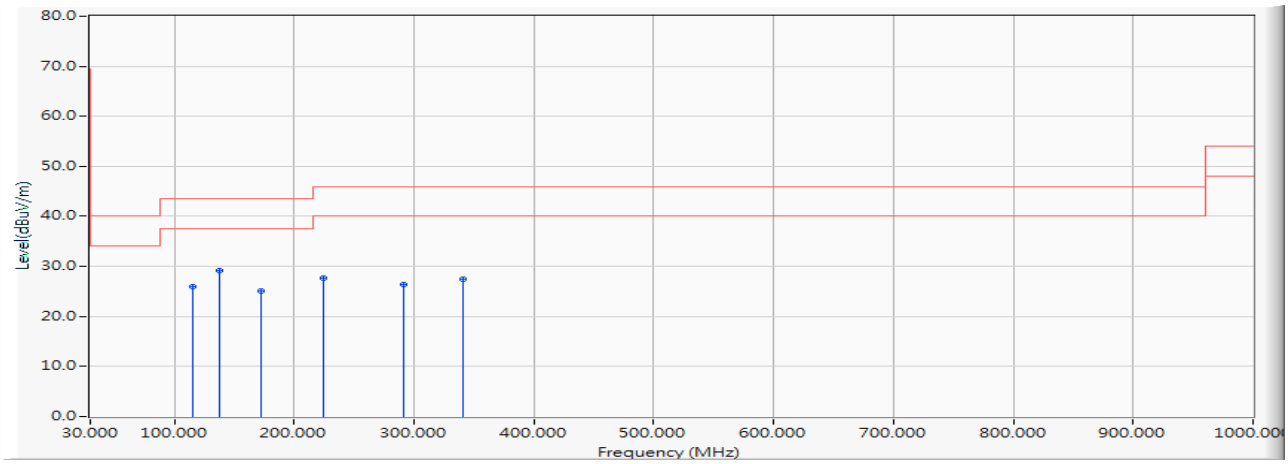

		Frequency (MHz)	Correct Factor (dB)	Reading Level (dBµV)	Measure Level (dBµV/m)	Margin (dB)	Limit (dBµV/m)	Detector Type
1		115.754	-13.838	39.876	26.037	-17.463	43.500	QUASIPEAK
2	*	138.246	-11.597	40.866	29.269	-14.231	43.500	QUASIPEAK
3		171.986	-11.447	36.446	24.999	-18.501	43.500	QUASIPEAK
4		224.000	-13.137	40.895	27.758	-18.242	46.000	QUASIPEAK
5		291.478	-10.618	37.038	26.421	-19.579	46.000	QUASIPEAK
6		340.681	-9.396	36.877	27.482	-18.518	46.000	QUASIPEAK

Note:

1. All Readings below 1GHz are Quasi-Peak, above 1GHz are performed with peak and/or average measurements as necessary.
2. Measurement Level = Reading Level + Correct Factor.
3. Correct Factor = Antenna factor + Cable loss –Amplifier gain.
4. The emission levels of other frequencies are very lower than the limit and not show in test report.
5. No emission found between lowest internal used/generated frequency to 30MHz.

Product : Intel® Wireless-AC 9560
Test Item : General Radiated Emission
Test Date : 2018/12/27
Test Mode : Mode 2 SISO B: Transmit (802.11n-20BW_7.2Mbps)(5785MHz)

Vertical

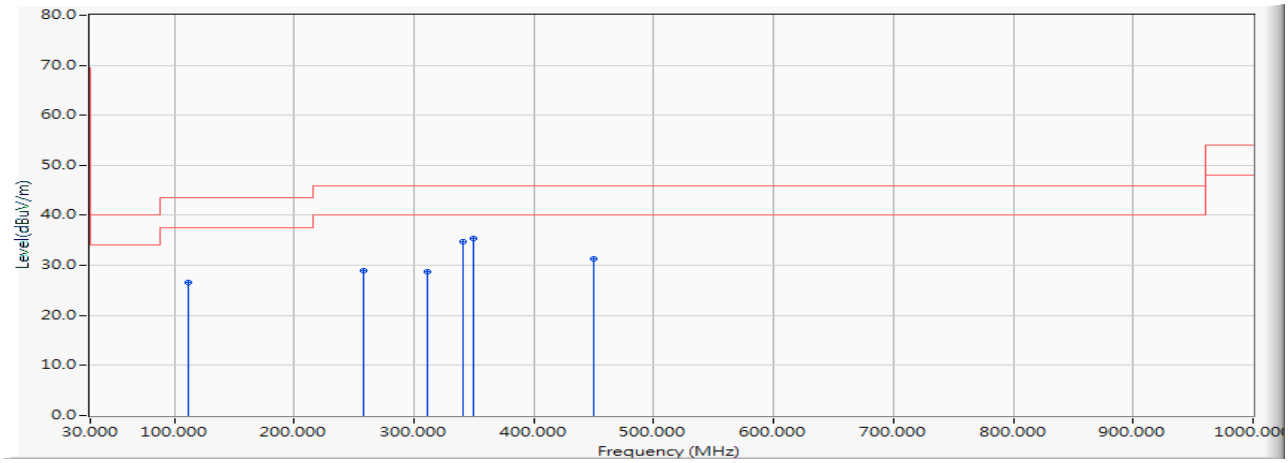

		Frequency (MHz)	Correct Factor (dB)	Reading Level (dBµV)	Measure Level (dBµV/m)	Margin (dB)	Limit (dBµV/m)	Detector Type
1		111.536	-14.244	40.808	26.564	-16.936	43.500	QUASIPEAK
2		257.739	-11.981	40.969	28.988	-17.012	46.000	QUASIPEAK
3		311.159	-10.076	38.912	28.836	-17.164	46.000	QUASIPEAK
4		340.681	-9.396	44.244	34.849	-11.151	46.000	QUASIPEAK
5	*	349.116	-9.199	44.546	35.346	-10.654	46.000	QUASIPEAK
6		450.333	-6.789	37.998	31.208	-14.792	46.000	QUASIPEAK

Note:

1. All Readings below 1GHz are Quasi-Peak, above 1GHz are performed with peak and/or average measurements as necessary.
2. Measurement Level = Reading Level + Correct Factor.
3. Correct Factor = Antenna factor + Cable loss –Amplifier gain.
4. The emission levels of other frequencies are very lower than the limit and not show in test report.
5. No emission found between lowest internal used/generated frequency to 30MHz.

Product : Intel® Wireless-AC 9560
Test Item : General Radiated Emission
Test Date : 2018/12/27
Test Mode : Mode 2 SISO B: Transmit (802.11n-40BW_15Mbps)(5190MHz)

Horizontal

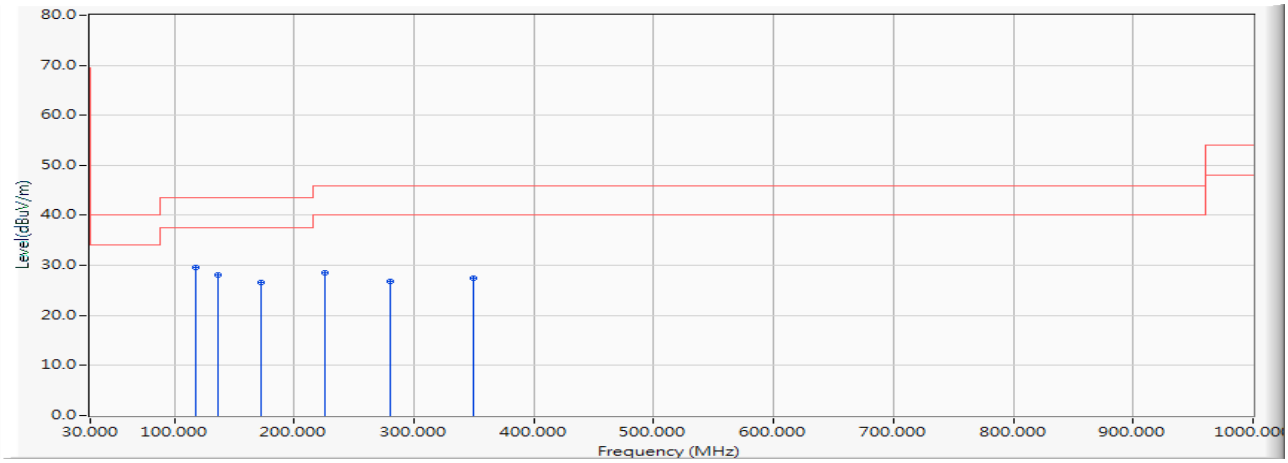

		Frequency (MHz)	Correct Factor (dB)	Reading Level (dBµV)	Measure Level (dBµV/m)	Margin (dB)	Limit (dBµV/m)	Detector Type
1	*	118.565	-13.568	43.259	29.690	-13.810	43.500	QUASIPEAK
2		136.841	-11.730	39.854	28.123	-15.377	43.500	QUASIPEAK
3		171.986	-11.447	38.109	26.662	-16.838	43.500	QUASIPEAK
4		225.406	-13.091	41.685	28.594	-17.406	46.000	QUASIPEAK
5		280.232	-10.886	37.668	26.782	-19.218	46.000	QUASIPEAK
6		349.116	-9.199	36.620	27.420	-18.580	46.000	QUASIPEAK

Note:

1. All Readings below 1GHz are Quasi-Peak, above 1GHz are performed with peak and/or average measurements as necessary.
2. Measurement Level = Reading Level + Correct Factor.
3. Correct Factor = Antenna factor + Cable loss –Amplifier gain.
4. The emission levels of other frequencies are very lower than the limit and not show in test report.
5. No emission found between lowest internal used/generated frequency to 30MHz.

Product : Intel® Wireless-AC 9560
Test Item : General Radiated Emission
Test Date : 2018/12/27
Test Mode : Mode 2 SISO B: Transmit (802.11n-40BW_15Mbps)(5190MHz)

Vertical

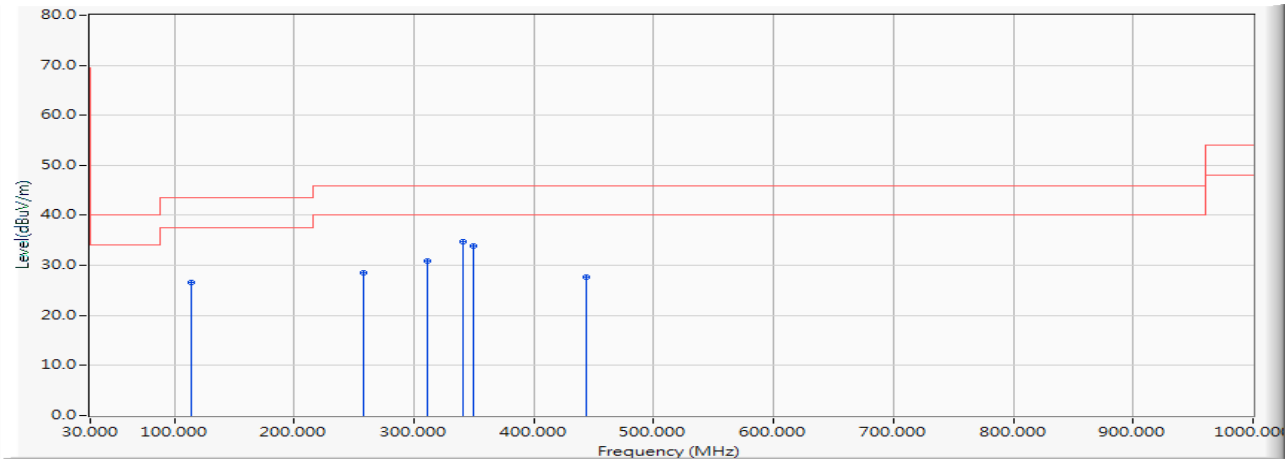

		Frequency (MHz)	Correct Factor (dB)	Reading Level (dBµV)	Measure Level (dBµV/m)	Margin (dB)	Limit (dBµV/m)	Detector Type
1		114.348	-13.975	40.538	26.564	-16.936	43.500	QUASIPEAK
2		257.739	-11.981	40.586	28.605	-17.395	46.000	QUASIPEAK
3		311.159	-10.076	40.895	30.819	-15.181	46.000	QUASIPEAK
4	*	340.681	-9.396	44.170	34.775	-11.225	46.000	QUASIPEAK
5		349.116	-9.199	42.984	33.784	-12.216	46.000	QUASIPEAK
6		443.304	-6.963	34.565	27.602	-18.398	46.000	QUASIPEAK

Note:

1. All Readings below 1GHz are Quasi-Peak, above 1GHz are performed with peak and/or average measurements as necessary.
2. Measurement Level = Reading Level + Correct Factor.
3. Correct Factor = Antenna factor + Cable loss –Amplifier gain.
4. The emission levels of other frequencies are very lower than the limit and not show in test report.
5. No emission found between lowest internal used/generated frequency to 30MHz.

Product : Intel® Wireless-AC 9560
Test Item : General Radiated Emission
Test Date : 2018/12/27
Test Mode : Mode 2 SISO B: Transmit (802.11n-40BW_15Mbps)(5270MHz)

Horizontal

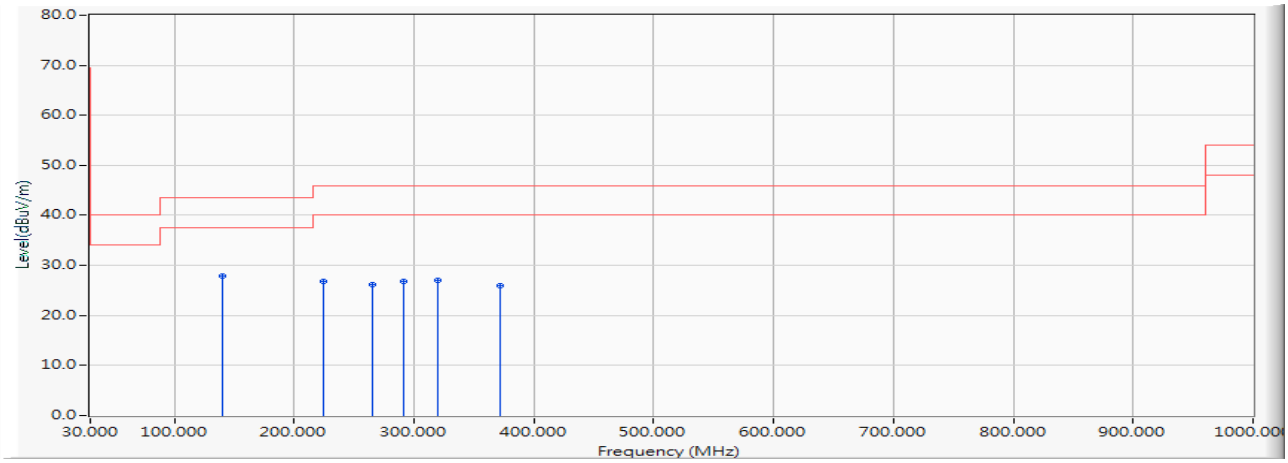

		Frequency (MHz)	Correct Factor (dB)	Reading Level (dBµV)	Measure Level (dBµV/m)	Margin (dB)	Limit (dBµV/m)	Detector Type
1	*	139.652	-11.465	39.441	27.976	-15.524	43.500	QUASIPEAK
2		224.000	-13.137	39.942	26.805	-19.195	46.000	QUASIPEAK
3		264.768	-11.649	37.853	26.203	-19.797	46.000	QUASIPEAK
4		291.478	-10.618	37.433	26.816	-19.184	46.000	QUASIPEAK
5		319.594	-9.880	36.914	27.034	-18.966	46.000	QUASIPEAK
6		371.609	-8.687	34.681	25.993	-20.007	46.000	QUASIPEAK

Note:

1. All Readings below 1GHz are Quasi-Peak, above 1GHz are performed with peak and/or average measurements as necessary.
2. Measurement Level = Reading Level + Correct Factor.
3. Correct Factor = Antenna factor + Cable loss –Amplifier gain.
4. The emission levels of other frequencies are very lower than the limit and not show in test report.
5. No emission found between lowest internal used/generated frequency to 30MHz.

Product : Intel® Wireless-AC 9560
Test Item : General Radiated Emission
Test Date : 2018/12/27
Test Mode : Mode 2 SISO B: Transmit (802.11n-40BW_15Mbps)(5270MHz)

Vertical

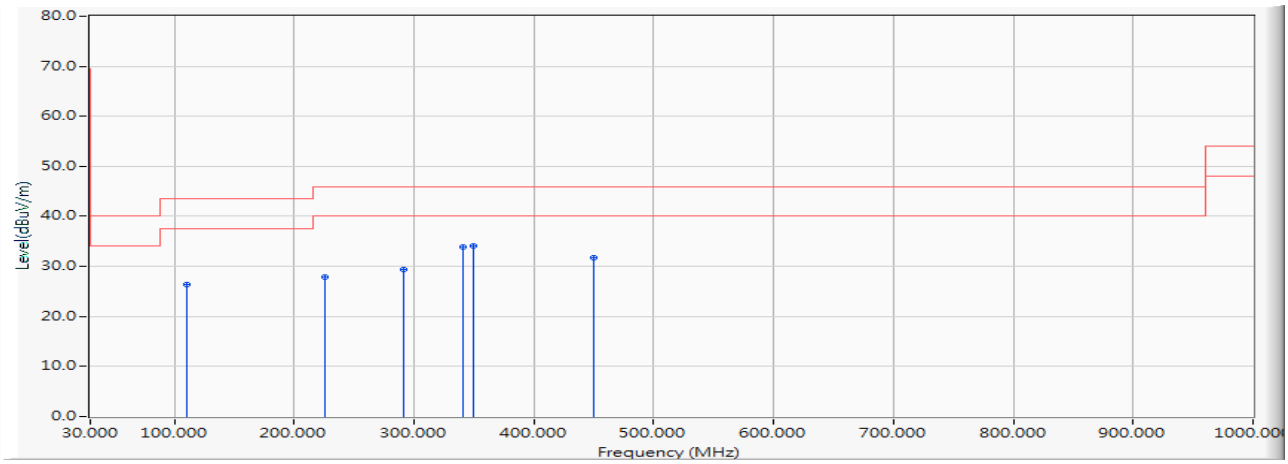

		Frequency (MHz)	Correct Factor (dB)	Reading Level (dBµV)	Measure Level (dBµV/m)	Margin (dB)	Limit (dBµV/m)	Detector Type
1		110.130	-14.393	40.878	26.485	-17.015	43.500	QUASIPEAK
2		225.406	-13.091	41.049	27.958	-18.042	46.000	QUASIPEAK
3		291.478	-10.618	40.045	29.428	-16.572	46.000	QUASIPEAK
4		340.681	-9.396	43.183	33.788	-12.212	46.000	QUASIPEAK
5	*	349.116	-9.199	43.211	34.011	-11.989	46.000	QUASIPEAK
6		450.333	-6.789	38.568	31.778	-14.222	46.000	QUASIPEAK

Note:

1. All Readings below 1GHz are Quasi-Peak, above 1GHz are performed with peak and/or average measurements as necessary.
2. Measurement Level = Reading Level + Correct Factor.
3. Correct Factor = Antenna factor + Cable loss –Amplifier gain.
4. The emission levels of other frequencies are very lower than the limit and not show in test report.
5. No emission found between lowest internal used/generated frequency to 30MHz.

Product : Intel® Wireless-AC 9560
Test Item : General Radiated Emission
Test Date : 2018/12/27
Test Mode : Mode 2 SISO B: Transmit (802.11n-40BW_15Mbps)(5590MHz)

Horizontal

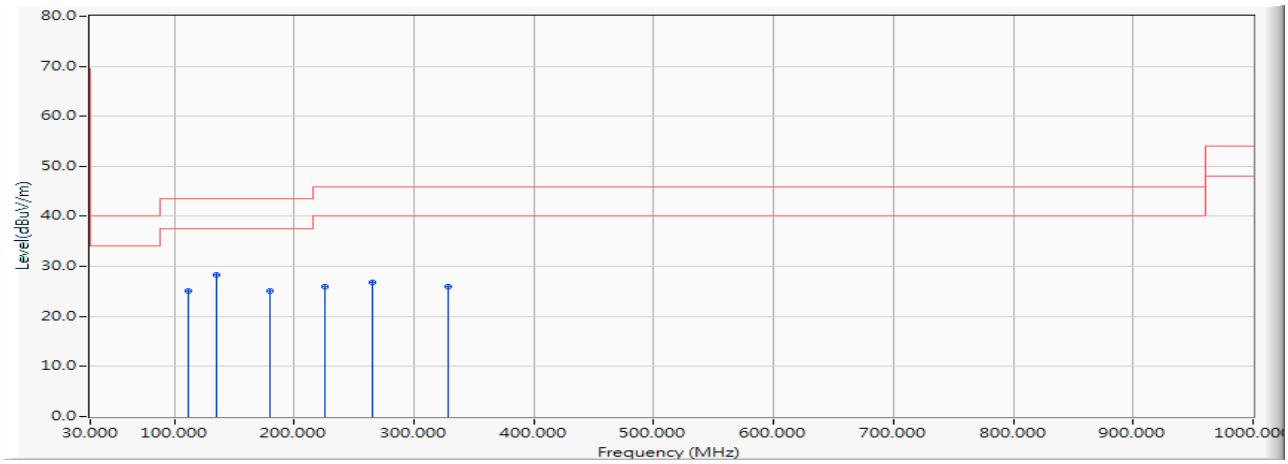

		Frequency (MHz)	Correct Factor (dB)	Reading Level (dBµV)	Measure Level (dBµV/m)	Margin (dB)	Limit (dBµV/m)	Detector Type
1		111.536	-14.244	39.415	25.171	-18.329	43.500	QUASIPEAK
2	*	135.435	-11.864	40.159	28.295	-15.205	43.500	QUASIPEAK
3		180.420	-12.573	37.715	25.143	-18.357	43.500	QUASIPEAK
4		225.406	-13.091	38.965	25.874	-20.126	46.000	QUASIPEAK
5		264.768	-11.649	38.513	26.863	-19.137	46.000	QUASIPEAK
6		328.029	-9.687	35.609	25.922	-20.078	46.000	QUASIPEAK

Note:

1. All Readings below 1GHz are Quasi-Peak, above 1GHz are performed with peak and/or average measurements as necessary.
2. Measurement Level = Reading Level + Correct Factor.
3. Correct Factor = Antenna factor + Cable loss –Amplifier gain.
4. The emission levels of other frequencies are very lower than the limit and not show in test report.
5. No emission found between lowest internal used/generated frequency to 30MHz.

Product : Intel® Wireless-AC 9560
Test Item : General Radiated Emission
Test Date : 2018/12/27
Test Mode : Mode 2 SISO B: Transmit (802.11n-40BW_15Mbps)(5590MHz)

Vertical

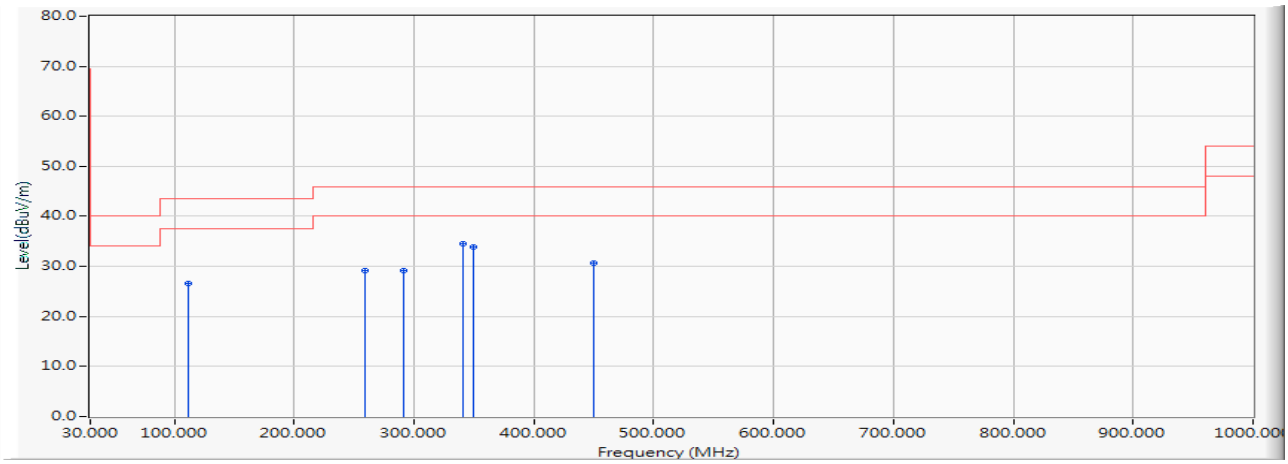

		Frequency (MHz)	Correct Factor (dB)	Reading Level (dBµV)	Measure Level (dBµV/m)	Margin (dB)	Limit (dBµV/m)	Detector Type
1		111.536	-14.244	40.936	26.692	-16.808	43.500	QUASIPEAK
2		259.145	-11.962	41.158	29.196	-16.804	46.000	QUASIPEAK
3		291.478	-10.618	39.817	29.200	-16.800	46.000	QUASIPEAK
4	*	340.681	-9.396	43.850	34.455	-11.545	46.000	QUASIPEAK
5		349.116	-9.199	43.048	33.848	-12.152	46.000	QUASIPEAK
6		450.333	-6.789	37.394	30.604	-15.396	46.000	QUASIPEAK

Note:

1. All Readings below 1GHz are Quasi-Peak, above 1GHz are performed with peak and/or average measurements as necessary.
2. Measurement Level = Reading Level + Correct Factor.
3. Correct Factor = Antenna factor + Cable loss –Amplifier gain.
4. The emission levels of other frequencies are very lower than the limit and not show in test report.
5. No emission found between lowest internal used/generated frequency to 30MHz.

Product : Intel® Wireless-AC 9560
Test Item : General Radiated Emission
Test Date : 2018/12/27
Test Mode : Mode 2 SISO B: Transmit (802.11n-40BW_15Mbps)(5755MHz)

Horizontal

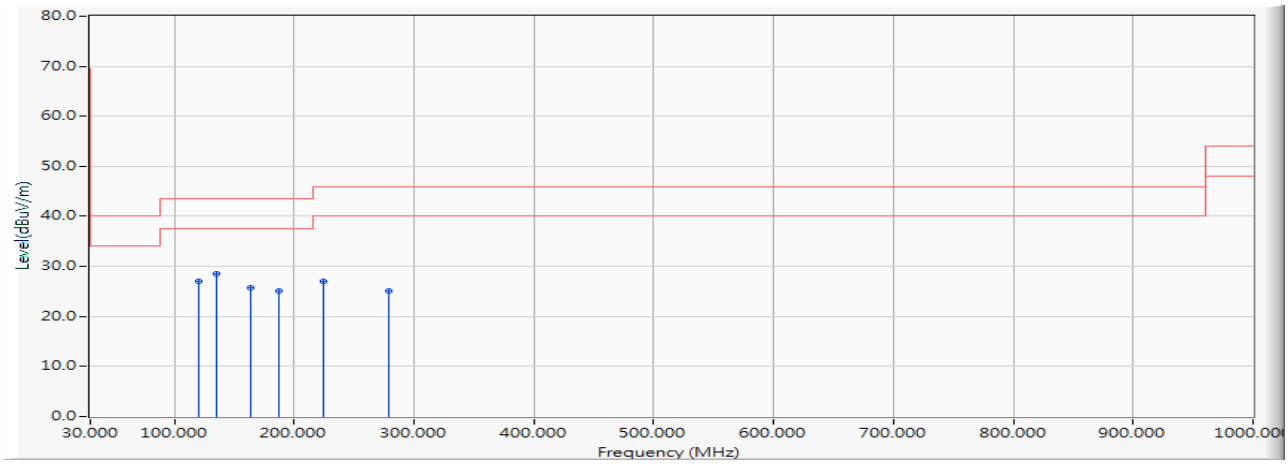

		Frequency (MHz)	Correct Factor (dB)	Reading Level (dBµV)	Measure Level (dBµV/m)	Margin (dB)	Limit (dBµV/m)	Detector Type
1		119.971	-13.432	40.445	27.013	-16.487	43.500	QUASIPEAK
2	*	135.435	-11.864	40.366	28.502	-14.998	43.500	QUASIPEAK
3		163.551	-10.953	36.652	25.699	-17.801	43.500	QUASIPEAK
4		187.449	-13.309	38.504	25.194	-18.306	43.500	QUASIPEAK
5		224.000	-13.137	40.130	26.993	-19.007	46.000	QUASIPEAK
6		278.826	-10.942	36.124	25.182	-20.818	46.000	QUASIPEAK

Note:

1. All Readings below 1GHz are Quasi-Peak, above 1GHz are performed with peak and/or average measurements as necessary.
2. Measurement Level = Reading Level + Correct Factor.
3. Correct Factor = Antenna factor + Cable loss –Amplifier gain.
4. The emission levels of other frequencies are very lower than the limit and not show in test report.
5. No emission found between lowest internal used/generated frequency to 30MHz.

Product : Intel® Wireless-AC 9560
Test Item : General Radiated Emission
Test Date : 2018/12/27
Test Mode : Mode 2 SISO B: Transmit (802.11n-40BW_15Mbps)(5755MHz)

Vertical

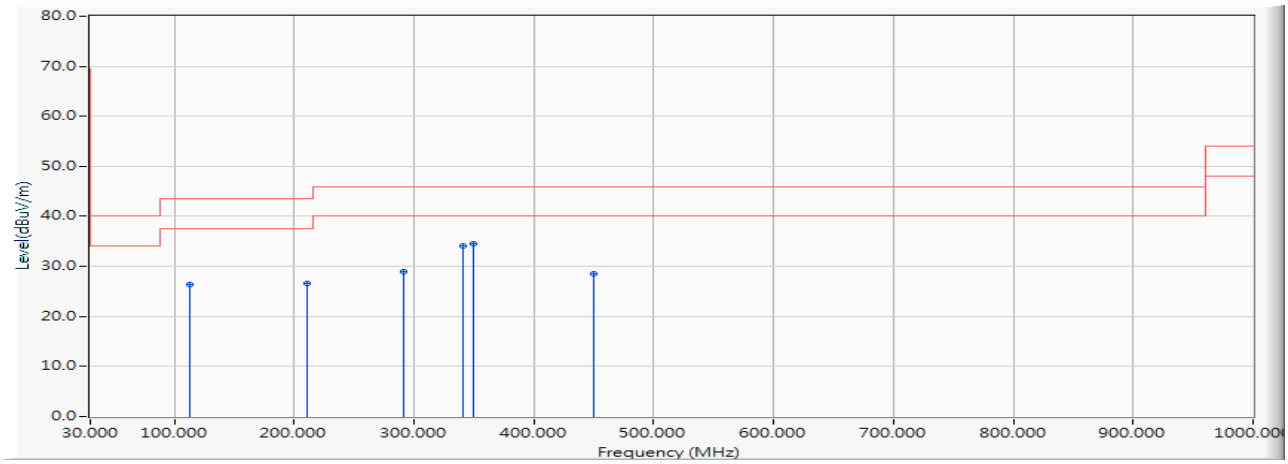

		Frequency (MHz)	Correct Factor (dB)	Reading Level (dBµV)	Measure Level (dBµV/m)	Margin (dB)	Limit (dBµV/m)	Detector Type
1		112.942	-14.109	40.391	26.282	-17.218	43.500	QUASIPEAK
2		211.348	-13.468	40.121	26.652	-16.848	43.500	QUASIPEAK
3		291.478	-10.618	39.514	28.897	-17.103	46.000	QUASIPEAK
4		340.681	-9.396	43.559	34.164	-11.836	46.000	QUASIPEAK
5	*	349.116	-9.199	43.743	34.543	-11.457	46.000	QUASIPEAK
6		450.333	-6.789	35.275	28.485	-17.515	46.000	QUASIPEAK

Note:

1. All Readings below 1GHz are Quasi-Peak, above 1GHz are performed with peak and/or average measurements as necessary.
2. Measurement Level = Reading Level + Correct Factor.
3. Correct Factor = Antenna factor + Cable loss –Amplifier gain.
4. The emission levels of other frequencies are very lower than the limit and not show in test report.
5. No emission found between lowest internal used/generated frequency to 30MHz.

Product : Intel® Wireless-AC 9560
Test Item : General Radiated Emission
Test Date : 2018/12/27
Test Mode : Mode 2 SISO B: Transmit (802.11ac-20BW_7.2Mbps)(5720MHz)

Horizontal

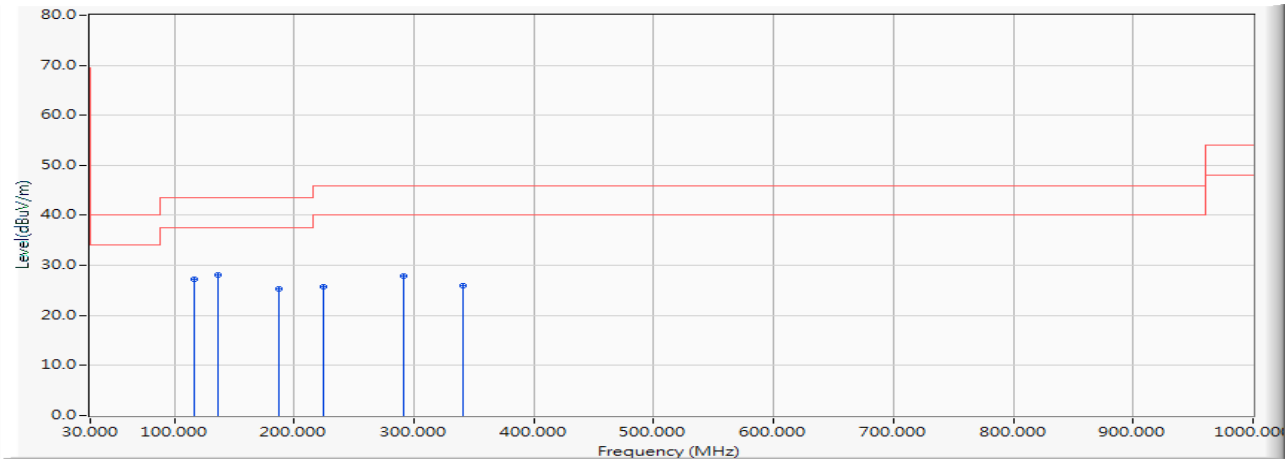

		Frequency (MHz)	Correct Factor (dB)	Reading Level (dBµV)	Measure Level (dBµV/m)	Margin (dB)	Limit (dBµV/m)	Detector Type
1		117.159	-13.704	40.836	27.132	-16.368	43.500	QUASIPEAK
2	*	136.841	-11.730	39.919	28.188	-15.312	43.500	QUASIPEAK
3		187.449	-13.309	38.662	25.352	-18.148	43.500	QUASIPEAK
4		224.000	-13.137	38.837	25.700	-20.300	46.000	QUASIPEAK
5		291.478	-10.618	38.554	27.937	-18.063	46.000	QUASIPEAK
6		340.681	-9.396	35.247	25.852	-20.148	46.000	QUASIPEAK

Note:

1. All Readings below 1GHz are Quasi-Peak, above 1GHz are performed with peak and/or average measurements as necessary.
2. Measurement Level = Reading Level + Correct Factor.
3. Correct Factor = Antenna factor + Cable loss –Amplifier gain.
4. The emission levels of other frequencies are very lower than the limit and not show in test report.
5. No emission found between lowest internal used/generated frequency to 30MHz.

Product : Intel® Wireless-AC 9560
Test Item : General Radiated Emission
Test Date : 2018/12/27
Test Mode : Mode 2 SISO B: Transmit (802.11ac-20BW_7.2Mbps)(5720MHz)

Vertical

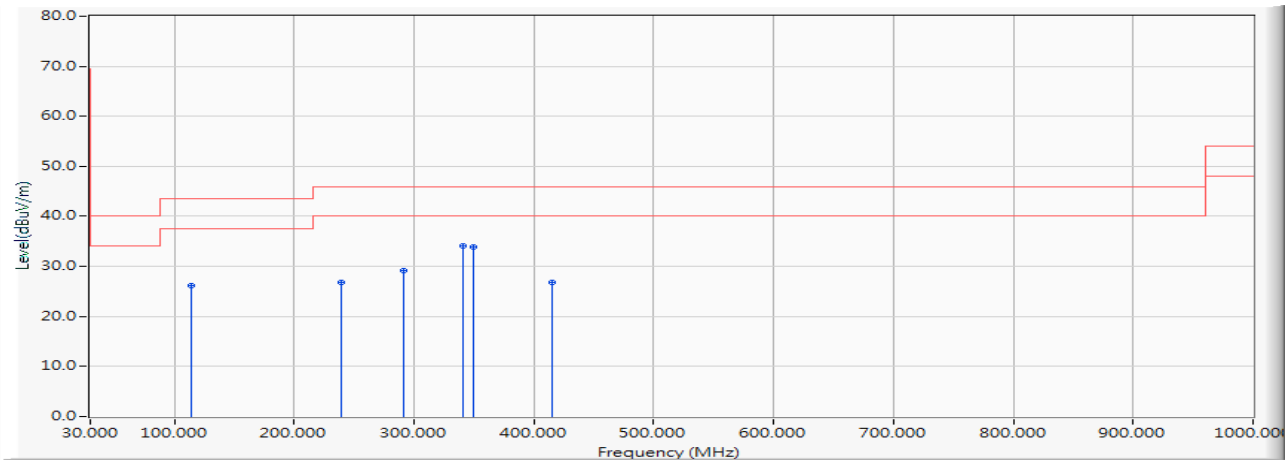

		Frequency (MHz)	Correct Factor (dB)	Reading Level (dBµV)	Measure Level (dBµV/m)	Margin (dB)	Limit (dBµV/m)	Detector Type
1		114.348	-13.975	40.086	26.112	-17.388	43.500	QUASIPEAK
2		239.464	-12.250	39.071	26.820	-19.180	46.000	QUASIPEAK
3		291.478	-10.618	39.892	29.275	-16.725	46.000	QUASIPEAK
4	*	340.681	-9.396	43.418	34.023	-11.977	46.000	QUASIPEAK
5		349.116	-9.199	43.044	33.844	-12.156	46.000	QUASIPEAK
6		415.188	-7.658	34.570	26.911	-19.089	46.000	QUASIPEAK

Note:

1. All Readings below 1GHz are Quasi-Peak, above 1GHz are performed with peak and/or average measurements as necessary.
2. Measurement Level = Reading Level + Correct Factor.
3. Correct Factor = Antenna factor + Cable loss –Amplifier gain.
4. The emission levels of other frequencies are very lower than the limit and not show in test report.
5. No emission found between lowest internal used/generated frequency to 30MHz.

Product : Intel® Wireless-AC 9560
Test Item : General Radiated Emission
Test Date : 2018/12/27
Test Mode : Mode 2 SISO B: Transmit (802.11ac-40BW_15Mbps)(5710MHz)

Horizontal

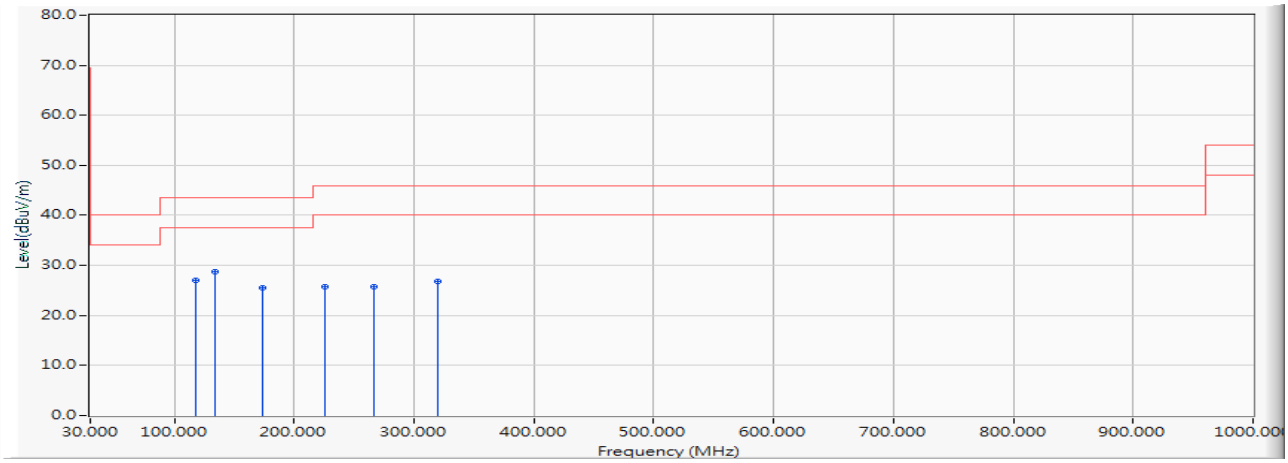

		Frequency (MHz)	Correct Factor (dB)	Reading Level (dBµV)	Measure Level (dBµV/m)	Margin (dB)	Limit (dBµV/m)	Detector Type
1		118.565	-13.568	40.595	27.026	-16.474	43.500	QUASIPEAK
2	*	134.029	-11.999	40.771	28.773	-14.727	43.500	QUASIPEAK
3		173.391	-11.636	37.217	25.581	-17.919	43.500	QUASIPEAK
4		225.406	-13.091	38.725	25.634	-20.366	46.000	QUASIPEAK
5		266.174	-11.561	37.337	25.776	-20.224	46.000	QUASIPEAK
6		319.594	-9.880	36.696	26.816	-19.184	46.000	QUASIPEAK

Note:

1. All Readings below 1GHz are Quasi-Peak, above 1GHz are performed with peak and/or average measurements as necessary.
2. Measurement Level = Reading Level + Correct Factor.
3. Correct Factor = Antenna factor + Cable loss –Amplifier gain.
4. The emission levels of other frequencies are very lower than the limit and not show in test report.
5. No emission found between lowest internal used/generated frequency to 30MHz.

Product : Intel® Wireless-AC 9560
Test Item : General Radiated Emission
Test Date : 2018/12/27
Test Mode : Mode 2 SISO B: Transmit (802.11ac-40BW_15Mbps)(5710MHz)

Vertical

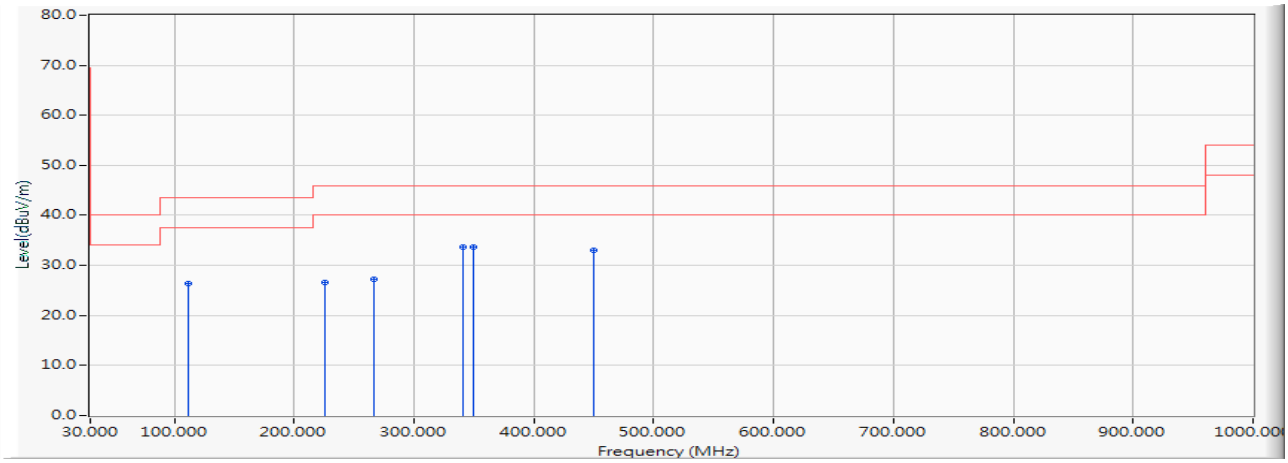

		Frequency (MHz)	Correct Factor (dB)	Reading Level (dBµV)	Measure Level (dBµV/m)	Margin (dB)	Limit (dBµV/m)	Detector Type
1		111.536	-14.244	40.569	26.325	-17.175	43.500	QUASIPEAK
2		225.406	-13.091	39.676	26.585	-19.415	46.000	QUASIPEAK
3		266.174	-11.561	38.745	27.184	-18.816	46.000	QUASIPEAK
4		340.681	-9.396	42.977	33.582	-12.418	46.000	QUASIPEAK
5	*	349.116	-9.199	42.906	33.706	-12.294	46.000	QUASIPEAK
6		450.333	-6.789	39.786	32.996	-13.004	46.000	QUASIPEAK

Note:

1. All Readings below 1GHz are Quasi-Peak, above 1GHz are performed with peak and/or average measurements as necessary.
2. Measurement Level = Reading Level + Correct Factor.
3. Correct Factor = Antenna factor + Cable loss –Amplifier gain.
4. The emission levels of other frequencies are very lower than the limit and not show in test report.
5. No emission found between lowest internal used/generated frequency to 30MHz.

Product : Intel® Wireless-AC 9560
Test Item : General Radiated Emission
Test Date : 2018/12/27
Test Mode : Mode 2 SISO B: Transmit (802.11ac-80BW_32.5Mbps)(5210MHz)

Horizontal

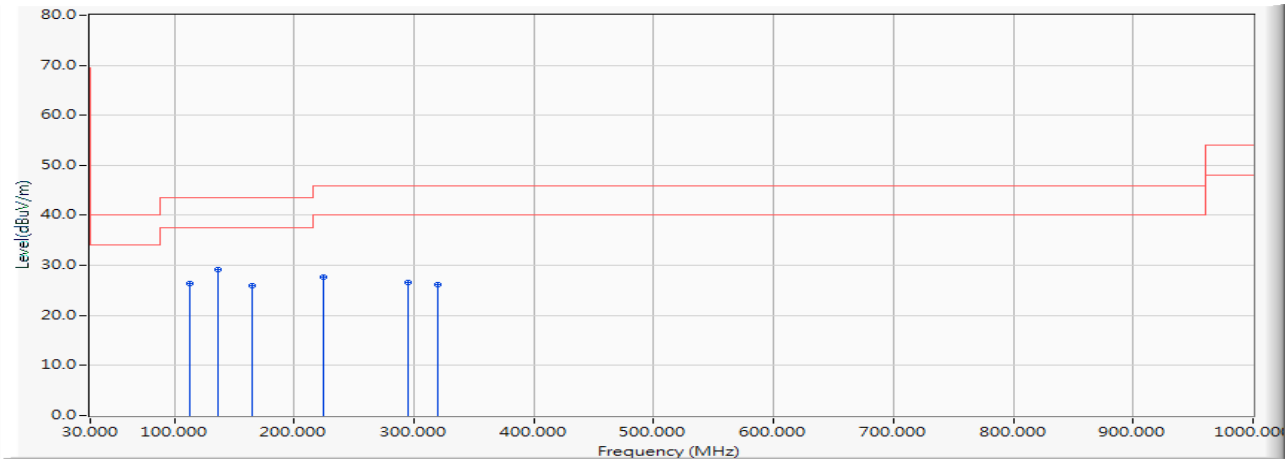

		Frequency (MHz)	Correct Factor (dB)	Reading Level (dBµV)	Measure Level (dBµV/m)	Margin (dB)	Limit (dBµV/m)	Detector Type
1		112.942	-14.109	40.513	26.404	-17.096	43.500	QUASIPEAK
2	*	136.841	-11.730	40.873	29.142	-14.358	43.500	QUASIPEAK
3		164.957	-11.002	36.974	25.972	-17.528	43.500	QUASIPEAK
4		224.000	-13.137	40.721	27.584	-18.416	46.000	QUASIPEAK
5		295.696	-10.481	37.129	26.648	-19.352	46.000	QUASIPEAK
6		319.594	-9.880	35.967	26.087	-19.913	46.000	QUASIPEAK

Note:

1. All Readings below 1GHz are Quasi-Peak, above 1GHz are performed with peak and/or average measurements as necessary.
2. Measurement Level = Reading Level + Correct Factor.
3. Correct Factor = Antenna factor + Cable loss –Amplifier gain.
4. The emission levels of other frequencies are very lower than the limit and not show in test report.
5. No emission found between lowest internal used/generated frequency to 30MHz.

Product : Intel® Wireless-AC 9560
Test Item : General Radiated Emission
Test Date : 2018/12/27
Test Mode : Mode 2 SISO B: Transmit (802.11ac-80BW_32.5Mbps)(5210MHz)

Vertical

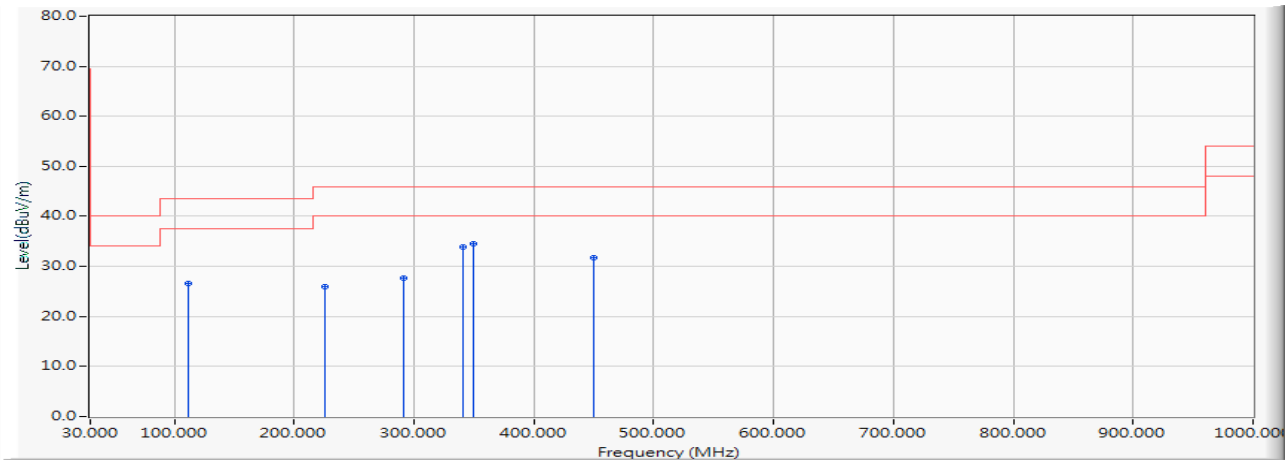

		Frequency (MHz)	Correct Factor (dB)	Reading Level (dBµV)	Measure Level (dBµV/m)	Margin (dB)	Limit (dBµV/m)	Detector Type
1		111.536	-14.244	40.910	26.666	-16.834	43.500	QUASIPEAK
2		225.406	-13.091	38.985	25.894	-20.106	46.000	QUASIPEAK
3		291.478	-10.618	38.367	27.750	-18.250	46.000	QUASIPEAK
4		340.681	-9.396	43.182	33.787	-12.213	46.000	QUASIPEAK
5	*	349.116	-9.199	43.715	34.515	-11.485	46.000	QUASIPEAK
6		450.333	-6.789	38.566	31.776	-14.224	46.000	QUASIPEAK

Note:

1. All Readings below 1GHz are Quasi-Peak, above 1GHz are performed with peak and/or average measurements as necessary.
2. Measurement Level = Reading Level + Correct Factor.
3. Correct Factor = Antenna factor + Cable loss –Amplifier gain.
4. The emission levels of other frequencies are very lower than the limit and not show in test report.
5. No emission found between lowest internal used/generated frequency to 30MHz.

Product : Intel® Wireless-AC 9560
Test Item : General Radiated Emission
Test Date : 2018/12/27
Test Mode : Mode 2 SISO B: Transmit (802.11ac-80BW_32.5Mbps)(5290MHz)

Horizontal

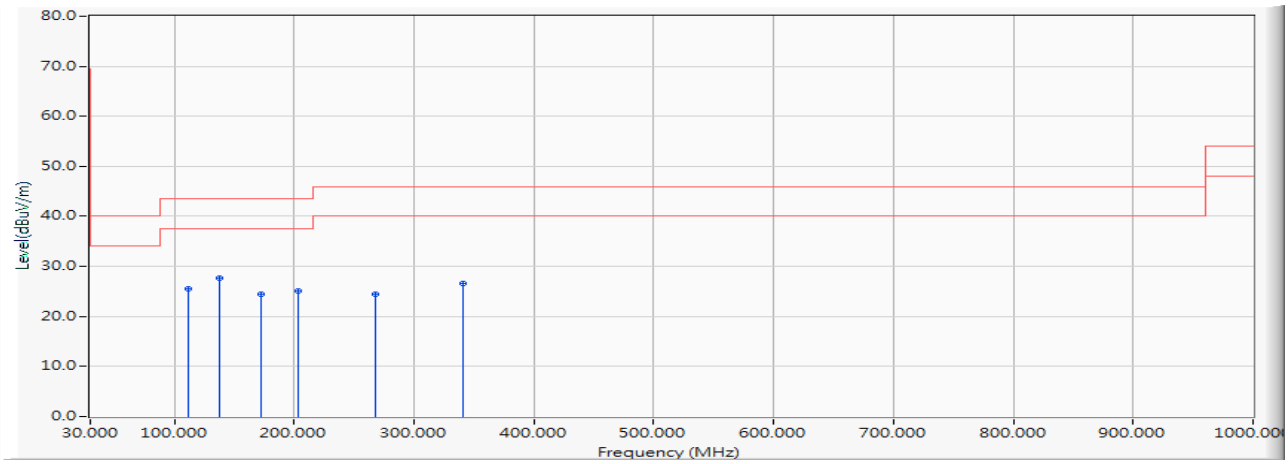

		Frequency (MHz)	Correct Factor (dB)	Reading Level (dBµV)	Measure Level (dBµV/m)	Margin (dB)	Limit (dBµV/m)	Detector Type
1		111.536	-14.244	39.826	25.582	-17.918	43.500	QUASIPEAK
2	*	138.246	-11.597	39.198	27.601	-15.899	43.500	QUASIPEAK
3		171.986	-11.447	35.951	24.504	-18.996	43.500	QUASIPEAK
4		202.913	-13.664	38.713	25.050	-18.450	43.500	QUASIPEAK
5		267.580	-11.472	36.023	24.550	-21.450	46.000	QUASIPEAK
6		340.681	-9.396	35.946	26.551	-19.449	46.000	QUASIPEAK

Note:

1. All Readings below 1GHz are Quasi-Peak, above 1GHz are performed with peak and/or average measurements as necessary.
2. Measurement Level = Reading Level + Correct Factor.
3. Correct Factor = Antenna factor + Cable loss –Amplifier gain.
4. The emission levels of other frequencies are very lower than the limit and not show in test report.
5. No emission found between lowest internal used/generated frequency to 30MHz.

Product : Intel® Wireless-AC 9560
Test Item : General Radiated Emission
Test Date : 2018/12/27
Test Mode : Mode 2 SISO B: Transmit (802.11ac-80BW_32.5Mbps)(5290MHz)

Vertical

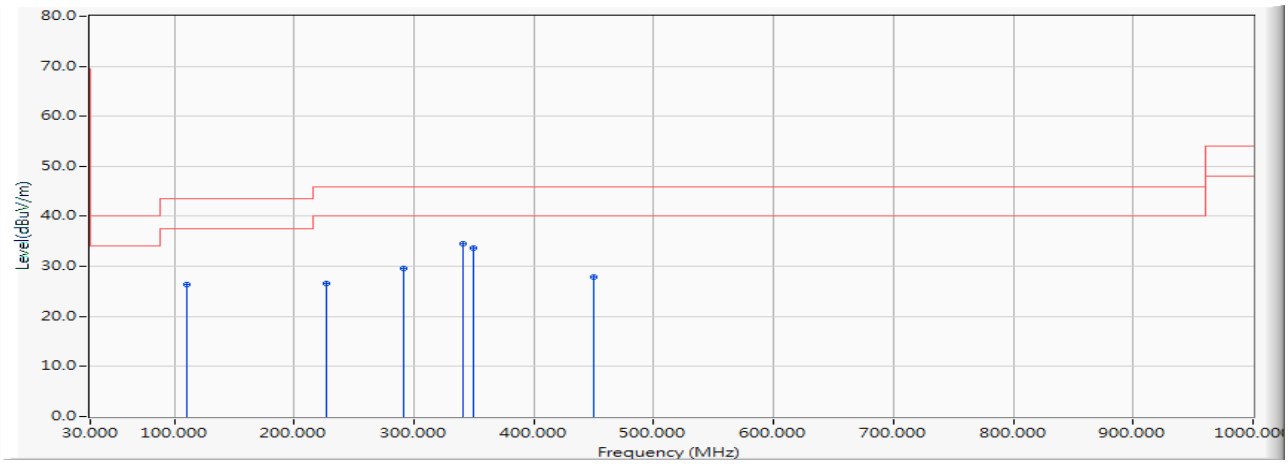

		Frequency (MHz)	Correct Factor (dB)	Reading Level (dBµV)	Measure Level (dBµV/m)	Margin (dB)	Limit (dBµV/m)	Detector Type
1		110.130	-14.393	40.754	26.361	-17.139	43.500	QUASIPEAK
2		226.812	-13.045	39.576	26.531	-19.469	46.000	QUASIPEAK
3		291.478	-10.618	40.162	29.545	-16.455	46.000	QUASIPEAK
4	*	340.681	-9.396	43.825	34.430	-11.570	46.000	QUASIPEAK
5		349.116	-9.199	42.904	33.704	-12.296	46.000	QUASIPEAK
6		450.333	-6.789	34.624	27.834	-18.166	46.000	QUASIPEAK

Note:

1. All Readings below 1GHz are Quasi-Peak, above 1GHz are performed with peak and/or average measurements as necessary.
2. Measurement Level = Reading Level + Correct Factor.
3. Correct Factor = Antenna factor + Cable loss –Amplifier gain.
4. The emission levels of other frequencies are very lower than the limit and not show in test report.
5. No emission found between lowest internal used/generated frequency to 30MHz.

Product : Intel® Wireless-AC 9560
Test Item : General Radiated Emission
Test Date : 2018/12/27
Test Mode : Mode 2 SISO B: Transmit (802.11ac-80BW_32.5Mbps)(5530MHz)

Horizontal

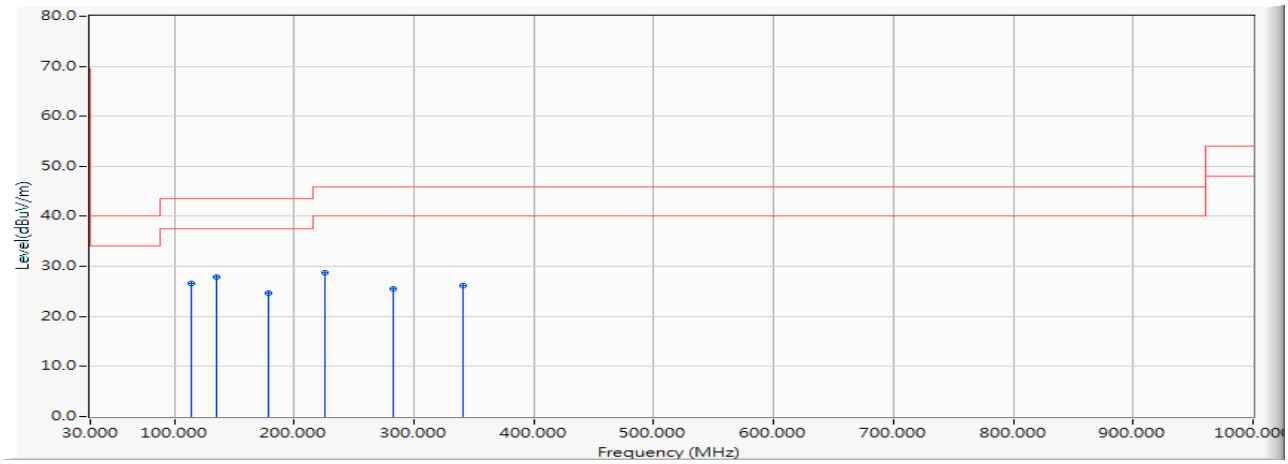

		Frequency (MHz)	Correct Factor (dB)	Reading Level (dBµV)	Measure Level (dBµV/m)	Margin (dB)	Limit (dBµV/m)	Detector Type
1		114.348	-13.975	40.608	26.634	-16.866	43.500	QUASIPEAK
2	*	135.435	-11.864	39.841	27.977	-15.523	43.500	QUASIPEAK
3		179.014	-12.396	37.016	24.621	-18.879	43.500	QUASIPEAK
4		225.406	-13.091	41.844	28.753	-17.247	46.000	QUASIPEAK
5		283.043	-10.822	36.241	25.418	-20.582	46.000	QUASIPEAK
6		340.681	-9.396	35.578	26.183	-19.817	46.000	QUASIPEAK

Note:

1. All Readings below 1GHz are Quasi-Peak, above 1GHz are performed with peak and/or average measurements as necessary.
2. Measurement Level = Reading Level + Correct Factor.
3. Correct Factor = Antenna factor + Cable loss –Amplifier gain.
4. The emission levels of other frequencies are very lower than the limit and not show in test report.
5. No emission found between lowest internal used/generated frequency to 30MHz.

Product : Intel® Wireless-AC 9560
Test Item : General Radiated Emission
Test Date : 2018/12/27
Test Mode : Mode 2 SISO B: Transmit (802.11ac-80BW_32.5Mbps)(5530MHz)

Vertical

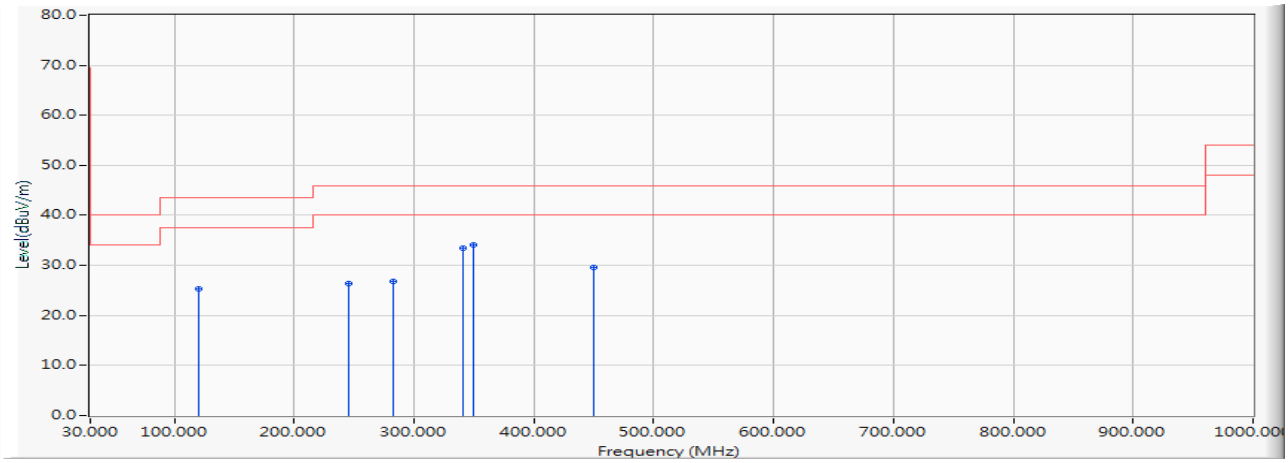

		Frequency (MHz)	Correct Factor (dB)	Reading Level (dBµV)	Measure Level (dBµV/m)	Margin (dB)	Limit (dBµV/m)	Detector Type
1		119.971	-13.432	38.770	25.338	-18.162	43.500	QUASIPEAK
2		245.087	-12.146	38.450	26.304	-19.696	46.000	QUASIPEAK
3		283.043	-10.822	37.633	26.810	-19.190	46.000	QUASIPEAK
4		340.681	-9.396	42.861	33.466	-12.534	46.000	QUASIPEAK
5	*	349.116	-9.199	43.196	33.996	-12.004	46.000	QUASIPEAK
6		450.333	-6.789	36.372	29.582	-16.418	46.000	QUASIPEAK

Note:

1. All Readings below 1GHz are Quasi-Peak, above 1GHz are performed with peak and/or average measurements as necessary.
2. Measurement Level = Reading Level + Correct Factor.
3. Correct Factor = Antenna factor + Cable loss –Amplifier gain.
4. The emission levels of other frequencies are very lower than the limit and not show in test report.
5. No emission found between lowest internal used/generated frequency to 30MHz.

Product : Intel® Wireless-AC 9560
Test Item : General Radiated Emission
Test Date : 2018/12/27
Test Mode : Mode 2 SISO B: Transmit (802.11ac-80BW_32.5Mbps)(5775MHz)

Horizontal

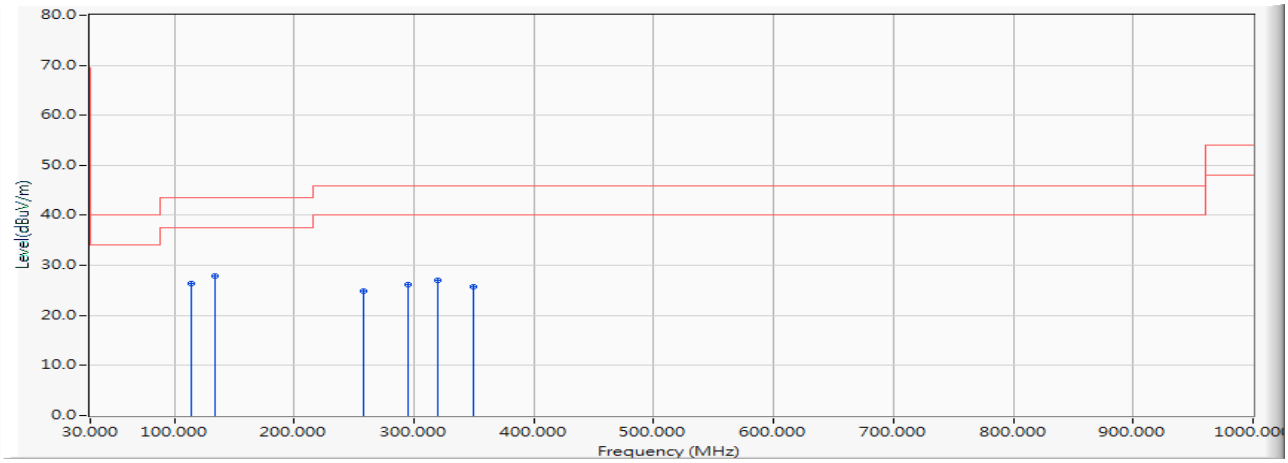

		Frequency (MHz)	Correct Factor (dB)	Reading Level (dBµV)	Measure Level (dBµV/m)	Margin (dB)	Limit (dBµV/m)	Detector Type
1		114.348	-13.975	40.422	26.448	-17.052	43.500	QUASIPEAK
2	*	134.029	-11.999	39.934	27.936	-15.564	43.500	QUASIPEAK
3		257.739	-11.981	36.873	24.892	-21.108	46.000	QUASIPEAK
4		295.696	-10.481	36.610	26.129	-19.871	46.000	QUASIPEAK
5		319.594	-9.880	36.941	27.061	-18.939	46.000	QUASIPEAK
6		349.116	-9.199	34.851	25.651	-20.349	46.000	QUASIPEAK

Note:

1. All Readings below 1GHz are Quasi-Peak, above 1GHz are performed with peak and/or average measurements as necessary.
2. Measurement Level = Reading Level + Correct Factor.
3. Correct Factor = Antenna factor + Cable loss –Amplifier gain.
4. The emission levels of other frequencies are very lower than the limit and not show in test report.
5. No emission found between lowest internal used/generated frequency to 30MHz.

Product : Intel® Wireless-AC 9560
Test Item : General Radiated Emission
Test Date : 2018/12/27
Test Mode : Mode 2 SISO B: Transmit (802.11ac-80BW_32.5Mbps)(5775MHz)

Vertical

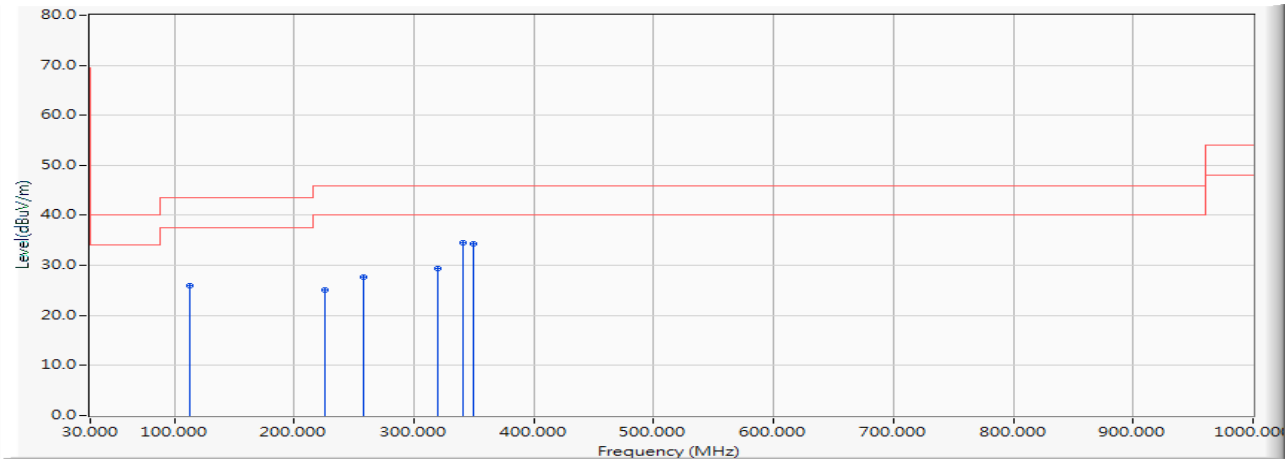

		Frequency (MHz)	Correct Factor (dB)	Reading Level (dBµV)	Measure Level (dBµV/m)	Margin (dB)	Limit (dBµV/m)	Detector Type
1		112.942	-14.109	40.026	25.917	-17.583	43.500	QUASIPEAK
2		225.406	-13.091	38.282	25.191	-20.809	46.000	QUASIPEAK
3		257.739	-11.981	39.657	27.676	-18.324	46.000	QUASIPEAK
4		319.594	-9.880	39.167	29.287	-16.713	46.000	QUASIPEAK
5	*	340.681	-9.396	43.863	34.468	-11.532	46.000	QUASIPEAK
6		349.116	-9.199	43.452	34.252	-11.748	46.000	QUASIPEAK

Note:

1. All Readings below 1GHz are Quasi-Peak, above 1GHz are performed with peak and/or average measurements as necessary.
2. Measurement Level = Reading Level + Correct Factor.
3. Correct Factor = Antenna factor + Cable loss –Amplifier gain.
4. The emission levels of other frequencies are very lower than the limit and not show in test report.
5. No emission found between lowest internal used/generated frequency to 30MHz.

Product : Intel® Wireless-AC 9560
Test Item : General Radiated Emission
Test Date : 2018/12/27
Test Mode : Mode 2 SISO B: Transmit (802.11ac-160BW_65Mbps)(5250MHz)

Horizontal

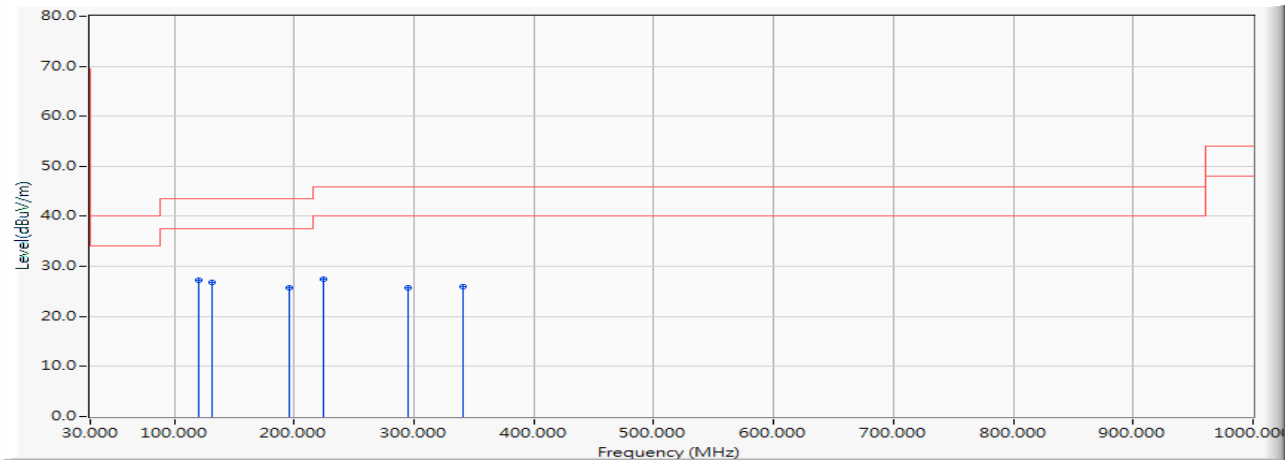

		Frequency (MHz)	Correct Factor (dB)	Reading Level (dBµV)	Measure Level (dBµV/m)	Margin (dB)	Limit (dBµV/m)	Detector Type
1	*	119.971	-13.432	40.749	27.317	-16.183	43.500	QUASIPEAK
2		131.217	-12.265	39.025	26.760	-16.740	43.500	QUASIPEAK
3		195.884	-13.667	39.436	25.769	-17.731	43.500	QUASIPEAK
4		224.000	-13.137	40.614	27.477	-18.523	46.000	QUASIPEAK
5		295.696	-10.481	36.285	25.804	-20.196	46.000	QUASIPEAK
6		340.681	-9.396	35.278	25.883	-20.117	46.000	QUASIPEAK

Note:

1. All Readings below 1GHz are Quasi-Peak, above 1GHz are performed with peak and/or average measurements as necessary.
2. Measurement Level = Reading Level + Correct Factor.
3. Correct Factor = Antenna factor + Cable loss –Amplifier gain.
4. The emission levels of other frequencies are very lower than the limit and not show in test report.
5. No emission found between lowest internal used/generated frequency to 30MHz.

Product : Intel® Wireless-AC 9560
Test Item : General Radiated Emission
Test Date : 2018/12/27
Test Mode : Mode 2 SISO B: Transmit (802.11ac-160BW_65Mbps)(5250MHz)

Vertical

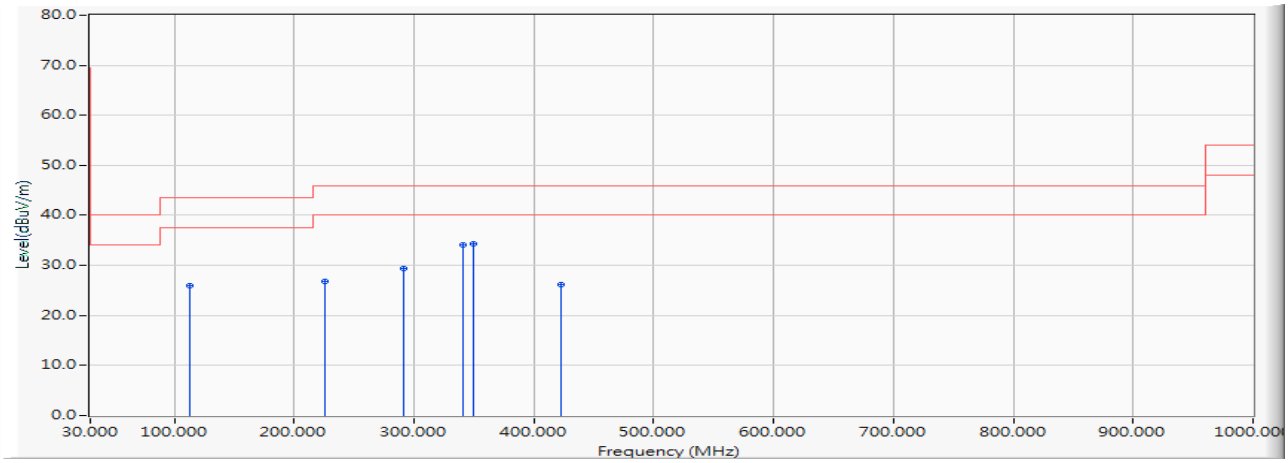

		Frequency (MHz)	Correct Factor (dB)	Reading Level (dBµV)	Measure Level (dBµV/m)	Margin (dB)	Limit (dBµV/m)	Detector Type
1		112.942	-14.109	39.992	25.883	-17.617	43.500	QUASIPEAK
2		225.406	-13.091	39.981	26.890	-19.110	46.000	QUASIPEAK
3		291.478	-10.618	39.916	29.299	-16.701	46.000	QUASIPEAK
4		340.681	-9.396	43.520	34.125	-11.875	46.000	QUASIPEAK
5	*	349.116	-9.199	43.557	34.357	-11.643	46.000	QUASIPEAK
6		422.217	-7.483	33.650	26.167	-19.833	46.000	QUASIPEAK

Note:

1. All Readings below 1GHz are Quasi-Peak, above 1GHz are performed with peak and/or average measurements as necessary.
2. Measurement Level = Reading Level + Correct Factor.
3. Correct Factor = Antenna factor + Cable loss –Amplifier gain.
4. The emission levels of other frequencies are very lower than the limit and not show in test report.
5. No emission found between lowest internal used/generated frequency to 30MHz.

Product : Intel® Wireless-AC 9560
Test Item : General Radiated Emission
Test Date : 2018/12/27
Test Mode : Mode 2 SISO B: Transmit (802.11ac-160BW_65Mbps)(5570MHz)

Horizontal

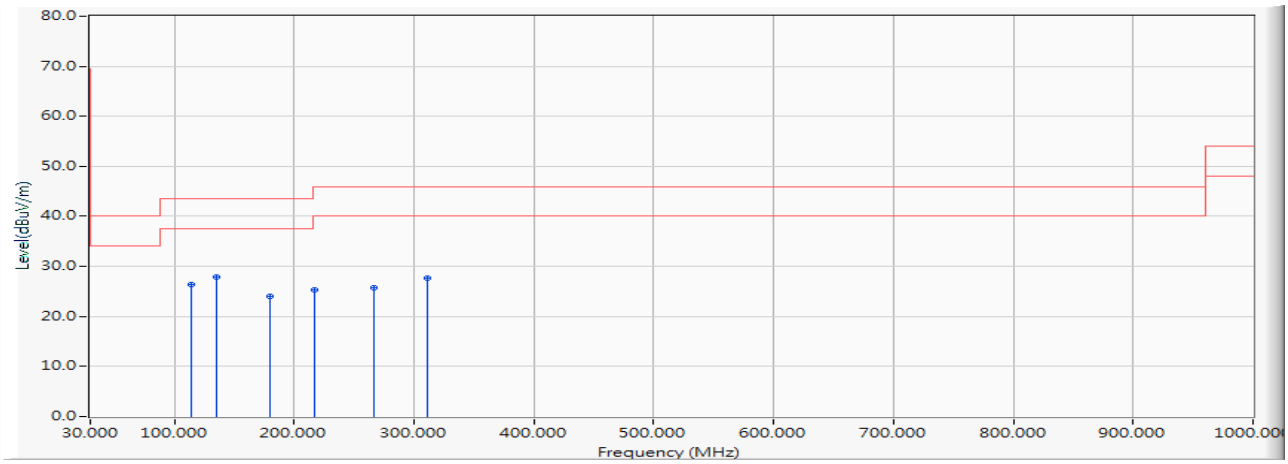

		Frequency (MHz)	Correct Factor (dB)	Reading Level (dBµV)	Measure Level (dBµV/m)	Margin (dB)	Limit (dBµV/m)	Detector Type
1		114.348	-13.975	40.417	26.443	-17.057	43.500	QUASIPEAK
2	*	135.435	-11.864	39.720	27.856	-15.644	43.500	QUASIPEAK
3		180.420	-12.573	36.583	24.011	-19.489	43.500	QUASIPEAK
4		216.971	-13.340	38.740	25.400	-20.600	46.000	QUASIPEAK
5		266.174	-11.561	37.340	25.779	-20.221	46.000	QUASIPEAK
6		311.159	-10.076	37.668	27.592	-18.408	46.000	QUASIPEAK

Note:

1. All Readings below 1GHz are Quasi-Peak, above 1GHz are performed with peak and/or average measurements as necessary.
2. Measurement Level = Reading Level + Correct Factor.
3. Correct Factor = Antenna factor + Cable loss –Amplifier gain.
4. The emission levels of other frequencies are very lower than the limit and not show in test report.
5. No emission found between lowest internal used/generated frequency to 30MHz.

Product : Intel® Wireless-AC 9560
Test Item : General Radiated Emission
Test Date : 2018/12/27
Test Mode : Mode 2 SISO B: Transmit (802.11ac-160BW_65Mbps)(5570MHz)

Vertical

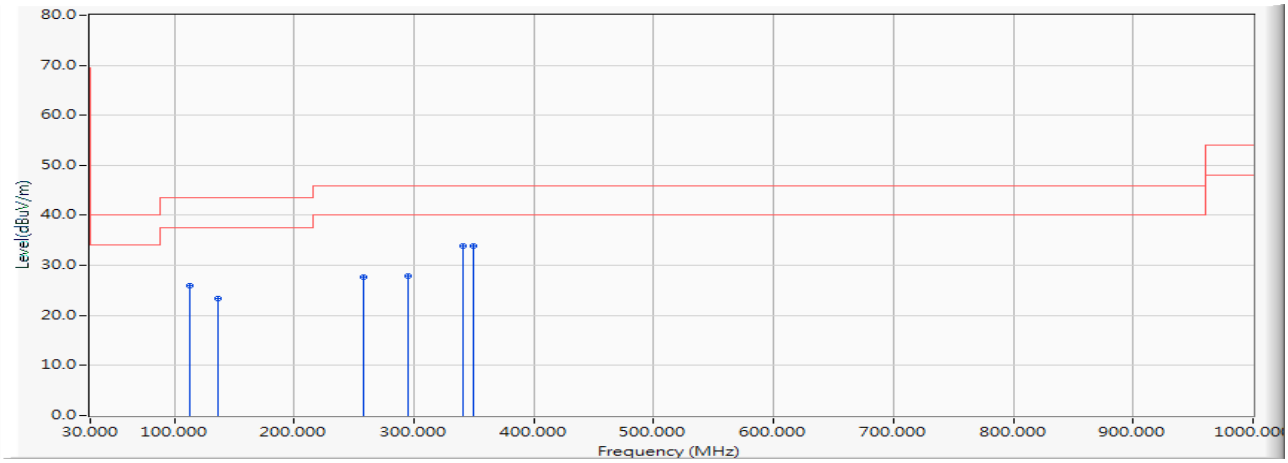

		Frequency (MHz)	Correct Factor (dB)	Reading Level (dBµV)	Measure Level (dBµV/m)	Margin (dB)	Limit (dBµV/m)	Detector Type
1		112.942	-14.109	40.036	25.927	-17.573	43.500	QUASIPEAK
2		136.841	-11.730	35.195	23.464	-20.036	43.500	QUASIPEAK
3		257.739	-11.981	39.617	27.636	-18.364	46.000	QUASIPEAK
4		295.696	-10.481	38.458	27.977	-18.023	46.000	QUASIPEAK
5	*	340.681	-9.396	43.315	33.920	-12.080	46.000	QUASIPEAK
6		349.116	-9.199	43.023	33.823	-12.177	46.000	QUASIPEAK

Note:

1. All Readings below 1GHz are Quasi-Peak, above 1GHz are performed with peak and/or average measurements as necessary.
2. Measurement Level = Reading Level + Correct Factor.
3. Correct Factor = Antenna factor + Cable loss –Amplifier gain.
4. The emission levels of other frequencies are very lower than the limit and not show in test report.
5. No emission found between lowest internal used/generated frequency to 30MHz.

Product : Intel® Wireless-AC 9560
Test Item : General Radiated Emission
Test Date : 2018/12/27
Test Mode : Mode 3 MIMO: Transmit (802.11n-20BW_14.4Mbps)(5200MHz)

Horizontal

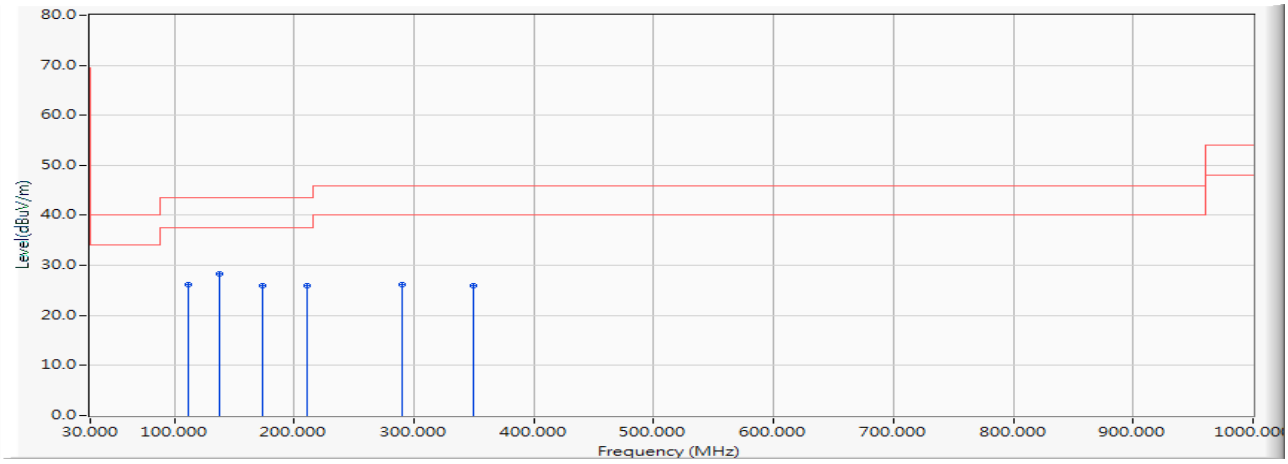

		Frequency (MHz)	Correct Factor (dB)	Reading Level (dBµV)	Measure Level (dBµV/m)	Margin (dB)	Limit (dBµV/m)	Detector Type
1		111.536	-14.244	40.509	26.265	-17.235	43.500	QUASIPEAK
2	*	138.246	-11.597	39.986	28.389	-15.111	43.500	QUASIPEAK
3		173.391	-11.636	37.599	25.963	-17.537	43.500	QUASIPEAK
4		211.348	-13.468	39.477	26.008	-17.492	43.500	QUASIPEAK
5		290.072	-10.663	36.759	26.096	-19.904	46.000	QUASIPEAK
6		349.116	-9.199	35.151	25.951	-20.049	46.000	QUASIPEAK

Note:

1. All Readings below 1GHz are Quasi-Peak, above 1GHz are performed with peak and/or average measurements as necessary.
2. Measurement Level = Reading Level + Correct Factor.
3. Correct Factor = Antenna factor + Cable loss –Amplifier gain.
4. The emission levels of other frequencies are very lower than the limit and not show in test report.
5. No emission found between lowest internal used/generated frequency to 30MHz.

Product : Intel® Wireless-AC 9560
Test Item : General Radiated Emission
Test Date : 2018/12/27
Test Mode : Mode 3 MIMO: Transmit (802.11n-20BW_14.4Mbps)(5200MHz)

Vertical

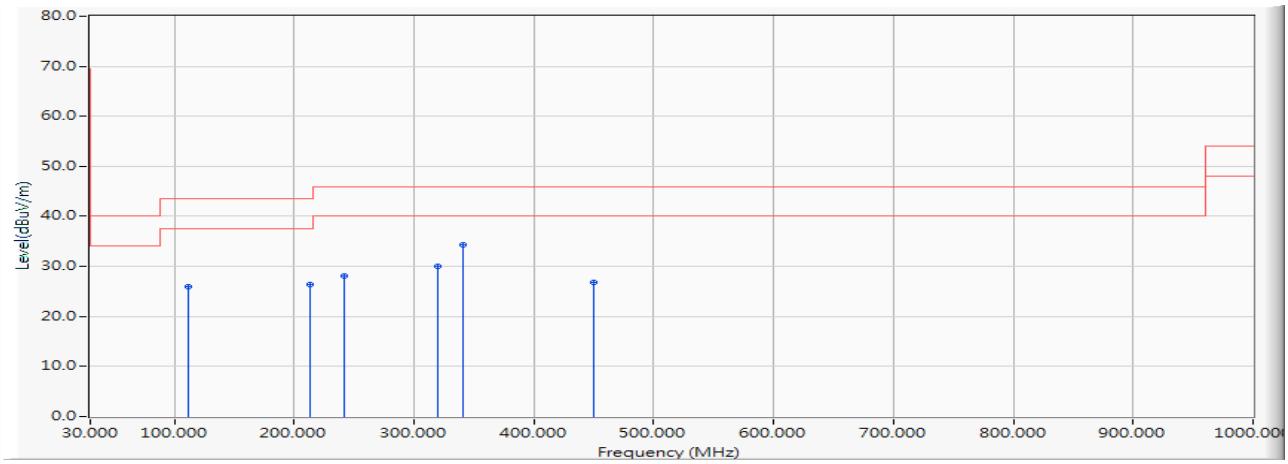

		Frequency (MHz)	Correct Factor (dB)	Reading Level (dBµV)	Measure Level (dBµV/m)	Margin (dB)	Limit (dBµV/m)	Detector Type
1		111.536	-14.244	40.159	25.915	-17.585	43.500	QUASIPEAK
2		212.754	-13.437	39.904	26.467	-17.033	43.500	QUASIPEAK
3		242.275	-12.182	40.338	28.155	-17.845	46.000	QUASIPEAK
4		319.594	-9.880	39.805	29.925	-16.075	46.000	QUASIPEAK
5	*	340.681	-9.396	43.759	34.364	-11.636	46.000	QUASIPEAK
6		450.333	-6.789	33.690	26.900	-19.100	46.000	QUASIPEAK

Note:

1. All Readings below 1GHz are Quasi-Peak, above 1GHz are performed with peak and/or average measurements as necessary.
2. Measurement Level = Reading Level + Correct Factor.
3. Correct Factor = Antenna factor + Cable loss –Amplifier gain.
4. The emission levels of other frequencies are very lower than the limit and not show in test report.
5. No emission found between lowest internal used/generated frequency to 30MHz.

Product : Intel® Wireless-AC 9560
Test Item : General Radiated Emission
Test Date : 2018/12/27
Test Mode : Mode 3 MIMO: Transmit (802.11n-20BW_14.4Mbps)(5280MHz)

Horizontal

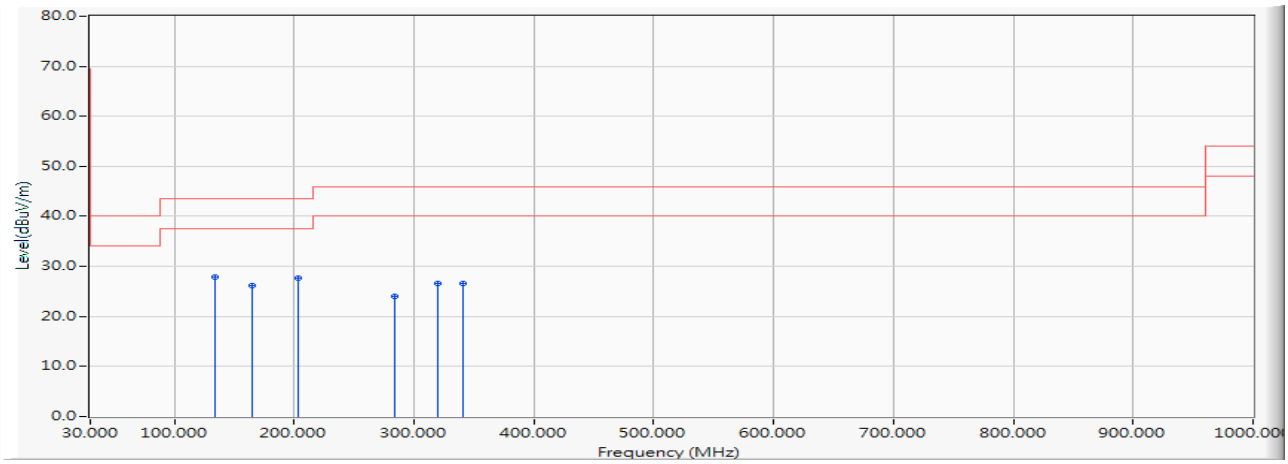

		Frequency (MHz)	Correct Factor (dB)	Reading Level (dBµV)	Measure Level (dBµV/m)	Margin (dB)	Limit (dBµV/m)	Detector Type
1	*	134.029	-11.999	39.900	27.902	-15.598	43.500	QUASIPEAK
2		164.957	-11.002	37.236	26.234	-17.266	43.500	QUASIPEAK
3		202.913	-13.664	41.360	27.697	-15.803	43.500	QUASIPEAK
4		284.449	-10.791	34.718	23.928	-22.072	46.000	QUASIPEAK
5		319.594	-9.880	36.528	26.648	-19.352	46.000	QUASIPEAK
6		340.681	-9.396	35.959	26.564	-19.436	46.000	QUASIPEAK

Note:

1. All Readings below 1GHz are Quasi-Peak, above 1GHz are performed with peak and/or average measurements as necessary.
2. Measurement Level = Reading Level + Correct Factor.
3. Correct Factor = Antenna factor + Cable loss –Amplifier gain.
4. The emission levels of other frequencies are very lower than the limit and not show in test report.
5. No emission found between lowest internal used/generated frequency to 30MHz.

Product : Intel® Wireless-AC 9560
Test Item : General Radiated Emission
Test Date : 2018/12/27
Test Mode : Mode 3 MIMO: Transmit (802.11n-20BW_14.4Mbps)(5280MHz)

Vertical

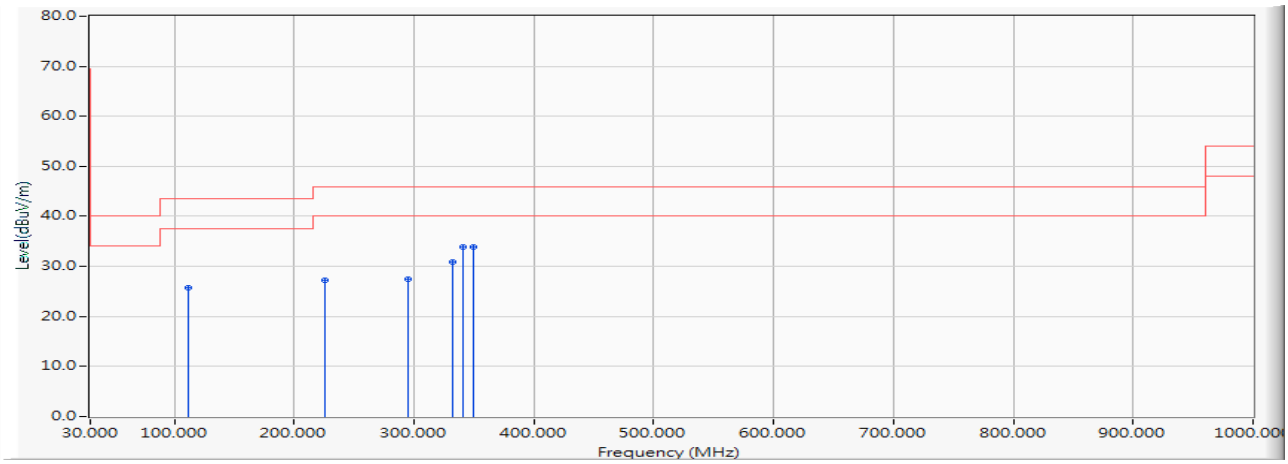

		Frequency (MHz)	Correct Factor (dB)	Reading Level (dBµV)	Measure Level (dBµV/m)	Margin (dB)	Limit (dBµV/m)	Detector Type
1		111.536	-14.244	39.939	25.695	-17.805	43.500	QUASIPEAK
2		225.406	-13.091	40.376	27.285	-18.715	46.000	QUASIPEAK
3		295.696	-10.481	37.943	27.462	-18.538	46.000	QUASIPEAK
4		332.246	-9.591	40.431	30.841	-15.159	46.000	QUASIPEAK
5		340.681	-9.396	43.253	33.858	-12.142	46.000	QUASIPEAK
6	*	349.116	-9.199	43.071	33.871	-12.129	46.000	QUASIPEAK

Note:

1. All Readings below 1GHz are Quasi-Peak, above 1GHz are performed with peak and/or average measurements as necessary.
2. Measurement Level = Reading Level + Correct Factor.
3. Correct Factor = Antenna factor + Cable loss –Amplifier gain.
4. The emission levels of other frequencies are very lower than the limit and not show in test report.
5. No emission found between lowest internal used/generated frequency to 30MHz.

Product : Intel® Wireless-AC 9560
Test Item : General Radiated Emission
Test Date : 2018/12/27
Test Mode : Mode 3 MIMO: Transmit (802.11n-20BW_14.4Mbps)(5600MHz)

Horizontal

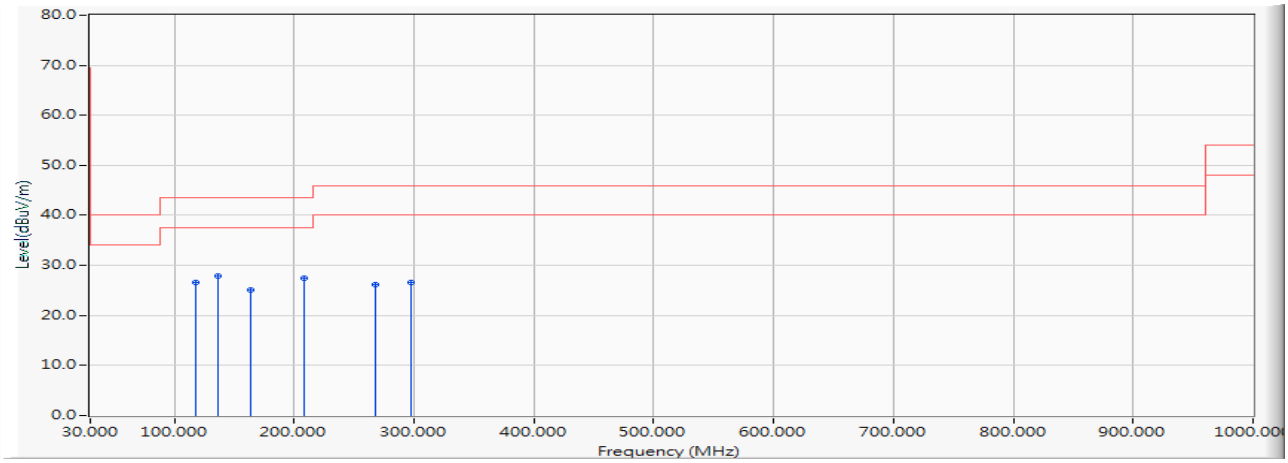

		Frequency (MHz)	Correct Factor (dB)	Reading Level (dBµV)	Measure Level (dBµV/m)	Margin (dB)	Limit (dBµV/m)	Detector Type
1		118.565	-13.568	40.082	26.513	-16.987	43.500	QUASIPEAK
2	*	136.841	-11.730	39.661	27.930	-15.570	43.500	QUASIPEAK
3		163.551	-10.953	36.005	25.052	-18.448	43.500	QUASIPEAK
4		208.536	-13.533	40.933	27.400	-16.100	43.500	QUASIPEAK
5		267.580	-11.472	37.646	26.173	-19.827	46.000	QUASIPEAK
6		297.101	-10.435	37.104	26.669	-19.331	46.000	QUASIPEAK

Note:

1. All Readings below 1GHz are Quasi-Peak, above 1GHz are performed with peak and/or average measurements as necessary.
2. Measurement Level = Reading Level + Correct Factor.
3. Correct Factor = Antenna factor + Cable loss –Amplifier gain.
4. The emission levels of other frequencies are very lower than the limit and not show in test report.
5. No emission found between lowest internal used/generated frequency to 30MHz.

Product : Intel® Wireless-AC 9560
Test Item : General Radiated Emission
Test Date : 2018/12/27
Test Mode : Mode 3 MIMO: Transmit (802.11n-20BW_14.4Mbps)(5600MHz)

Vertical

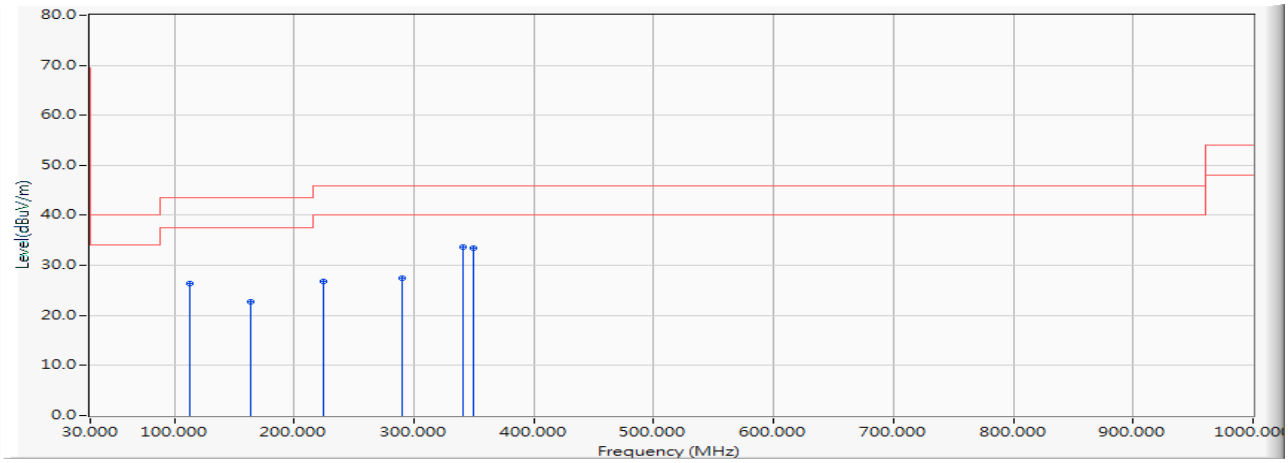

		Frequency (MHz)	Correct Factor (dB)	Reading Level (dBµV)	Measure Level (dBµV/m)	Margin (dB)	Limit (dBµV/m)	Detector Type
1		112.942	-14.109	40.498	26.389	-17.111	43.500	QUASIPEAK
2		163.551	-10.953	33.708	22.755	-20.745	43.500	QUASIPEAK
3		224.000	-13.137	39.956	26.819	-19.181	46.000	QUASIPEAK
4		290.072	-10.663	38.090	27.427	-18.573	46.000	QUASIPEAK
5	*	340.681	-9.396	43.150	33.755	-12.245	46.000	QUASIPEAK
6		349.116	-9.199	42.741	33.541	-12.459	46.000	QUASIPEAK

Note:

1. All Readings below 1GHz are Quasi-Peak, above 1GHz are performed with peak and/or average measurements as necessary.
2. Measurement Level = Reading Level + Correct Factor.
3. Correct Factor = Antenna factor + Cable loss –Amplifier gain.
4. The emission levels of other frequencies are very lower than the limit and not show in test report.
5. No emission found between lowest internal used/generated frequency to 30MHz.

Product : Intel® Wireless-AC 9560
Test Item : General Radiated Emission
Test Date : 2018/12/27
Test Mode : Mode 3 MIMO: Transmit (802.11n-20BW_14.4Mbps)(5785MHz)

Horizontal

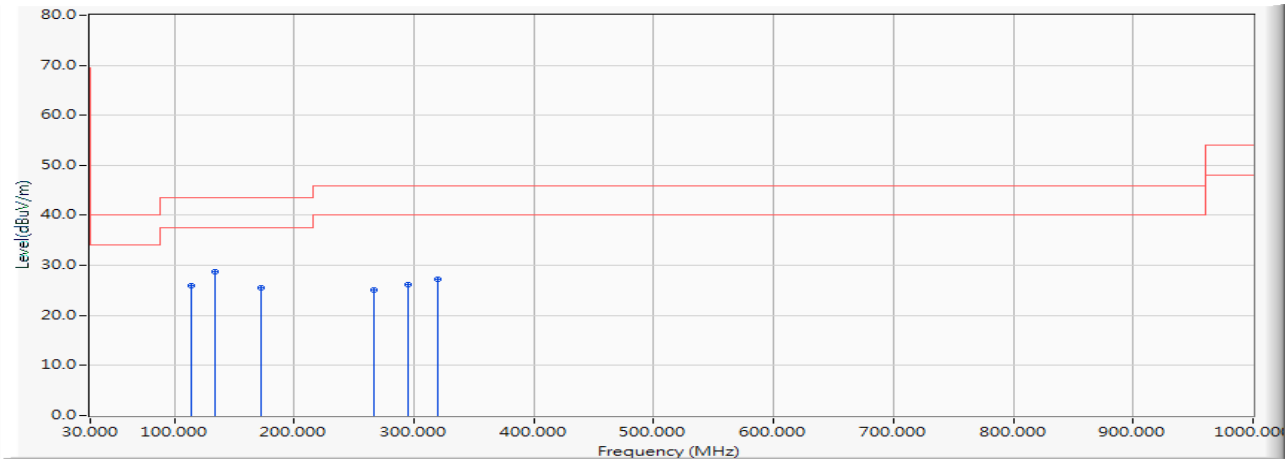

		Frequency (MHz)	Correct Factor (dB)	Reading Level (dBµV)	Measure Level (dBµV/m)	Margin (dB)	Limit (dBµV/m)	Detector Type
1		114.348	-13.975	39.980	26.006	-17.494	43.500	QUASIPEAK
2	*	134.029	-11.999	40.685	28.687	-14.813	43.500	QUASIPEAK
3		171.986	-11.447	36.866	25.419	-18.081	43.500	QUASIPEAK
4		266.174	-11.561	36.746	25.185	-20.815	46.000	QUASIPEAK
5		295.696	-10.481	36.561	26.080	-19.920	46.000	QUASIPEAK
6		319.594	-9.880	37.114	27.234	-18.766	46.000	QUASIPEAK

Note:

1. All Readings below 1GHz are Quasi-Peak, above 1GHz are performed with peak and/or average measurements as necessary.
2. Measurement Level = Reading Level + Correct Factor.
3. Correct Factor = Antenna factor + Cable loss –Amplifier gain.
4. The emission levels of other frequencies are very lower than the limit and not show in test report.
5. No emission found between lowest internal used/generated frequency to 30MHz.

Product : Intel® Wireless-AC 9560
Test Item : General Radiated Emission
Test Date : 2018/12/27
Test Mode : Mode 3 MIMO: Transmit (802.11n-20BW_14.4Mbps)(5785MHz)

Vertical

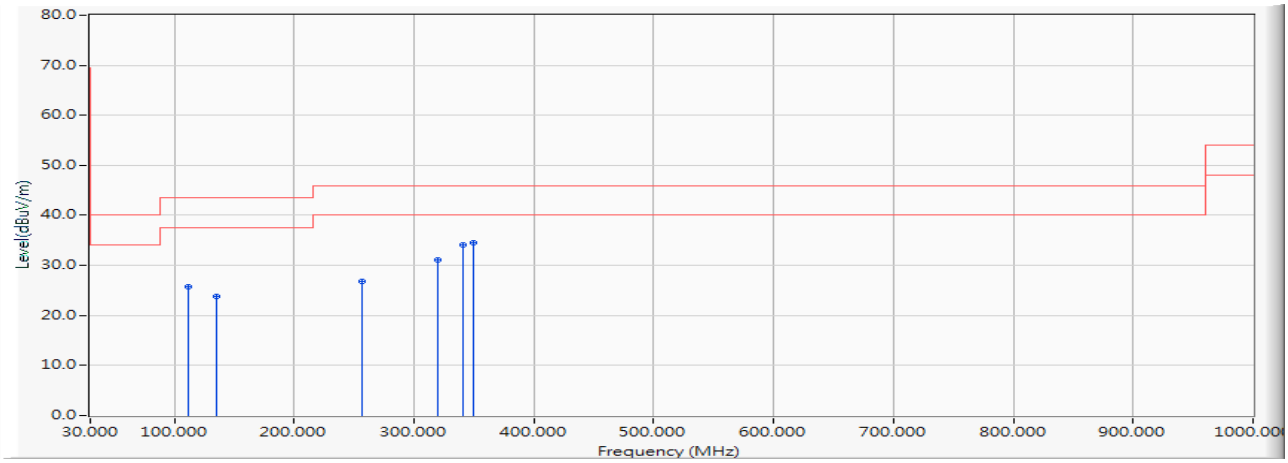

		Frequency (MHz)	Correct Factor (dB)	Reading Level (dBµV)	Measure Level (dBµV/m)	Margin (dB)	Limit (dBµV/m)	Detector Type
1		111.536	-14.244	39.936	25.692	-17.808	43.500	QUASIPEAK
2		135.435	-11.864	35.591	23.727	-19.773	43.500	QUASIPEAK
3		256.333	-11.998	38.869	26.870	-19.130	46.000	QUASIPEAK
4		319.594	-9.880	40.872	30.992	-15.008	46.000	QUASIPEAK
5		340.681	-9.396	43.462	34.067	-11.933	46.000	QUASIPEAK
6	*	349.116	-9.199	43.797	34.597	-11.403	46.000	QUASIPEAK

Note:

1. All Readings below 1GHz are Quasi-Peak, above 1GHz are performed with peak and/or average measurements as necessary.
2. Measurement Level = Reading Level + Correct Factor.
3. Correct Factor = Antenna factor + Cable loss –Amplifier gain.
4. The emission levels of other frequencies are very lower than the limit and not show in test report.
5. No emission found between lowest internal used/generated frequency to 30MHz.

Product : Intel® Wireless-AC 9560
Test Item : General Radiated Emission
Test Date : 2018/12/27
Test Mode : Mode 3 MIMO: Transmit (802.11n-40BW_30Mbps)(5190MHz)

Horizontal

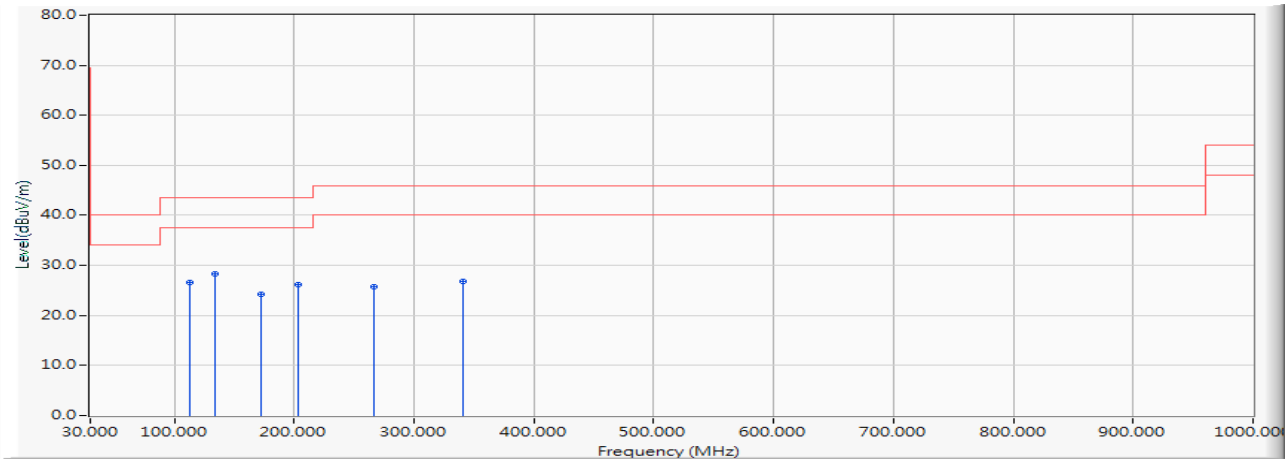

		Frequency (MHz)	Correct Factor (dB)	Reading Level (dBµV)	Measure Level (dBµV/m)	Margin (dB)	Limit (dBµV/m)	Detector Type
1		112.942	-14.109	40.597	26.488	-17.012	43.500	QUASIPEAK
2	*	134.029	-11.999	40.268	28.270	-15.230	43.500	QUASIPEAK
3		171.986	-11.447	35.632	24.185	-19.315	43.500	QUASIPEAK
4		202.913	-13.664	39.896	26.233	-17.267	43.500	QUASIPEAK
5		266.174	-11.561	37.356	25.795	-20.205	46.000	QUASIPEAK
6		340.681	-9.396	36.102	26.707	-19.293	46.000	QUASIPEAK

Note:

1. All Readings below 1GHz are Quasi-Peak, above 1GHz are performed with peak and/or average measurements as necessary.
2. Measurement Level = Reading Level + Correct Factor.
3. Correct Factor = Antenna factor + Cable loss –Amplifier gain.
4. The emission levels of other frequencies are very lower than the limit and not show in test report.
5. No emission found between lowest internal used/generated frequency to 30MHz.

Product : Intel® Wireless-AC 9560
Test Item : General Radiated Emission
Test Date : 2018/12/27
Test Mode : Mode 3 MIMO: Transmit (802.11n-40BW_30Mbps)(5190MHz)

Vertical

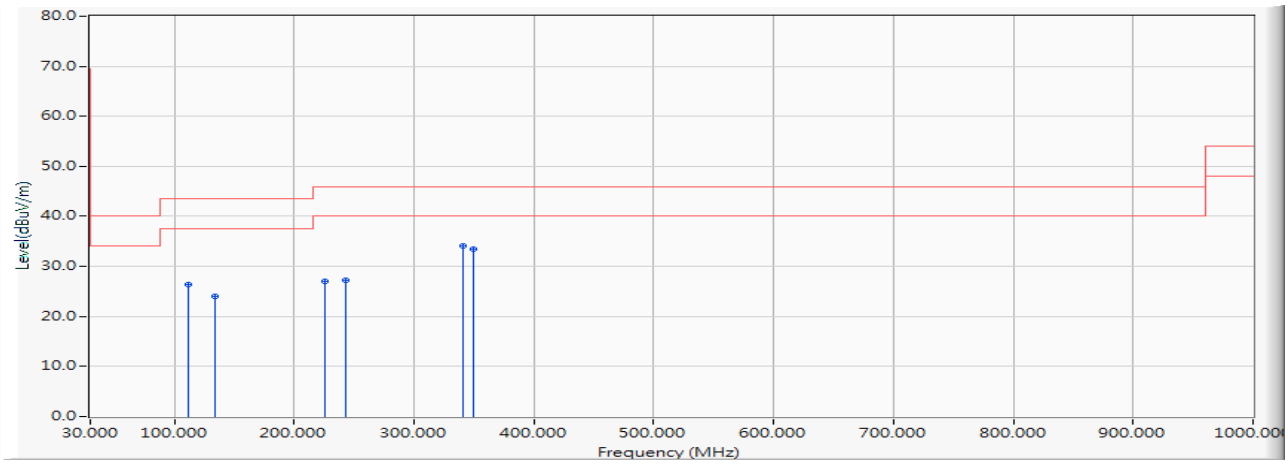

		Frequency (MHz)	Correct Factor (dB)	Reading Level (dBµV)	Measure Level (dBµV/m)	Margin (dB)	Limit (dBµV/m)	Detector Type
1		111.536	-14.244	40.677	26.433	-17.067	43.500	QUASIPEAK
2		134.029	-11.999	36.058	24.060	-19.440	43.500	QUASIPEAK
3		225.406	-13.091	40.011	26.920	-19.080	46.000	QUASIPEAK
4		243.681	-12.163	39.383	27.219	-18.781	46.000	QUASIPEAK
5	*	340.681	-9.396	43.550	34.155	-11.845	46.000	QUASIPEAK
6		349.116	-9.199	42.582	33.382	-12.618	46.000	QUASIPEAK

Note:

1. All Readings below 1GHz are Quasi-Peak, above 1GHz are performed with peak and/or average measurements as necessary.
2. Measurement Level = Reading Level + Correct Factor.
3. Correct Factor = Antenna factor + Cable loss –Amplifier gain.
4. The emission levels of other frequencies are very lower than the limit and not show in test report.
5. No emission found between lowest internal used/generated frequency to 30MHz.

Product : Intel® Wireless-AC 9560
Test Item : General Radiated Emission
Test Date : 2018/12/27
Test Mode : Mode 3 MIMO: Transmit (802.11n-40BW_30Mbps)(5270MHz)

Horizontal

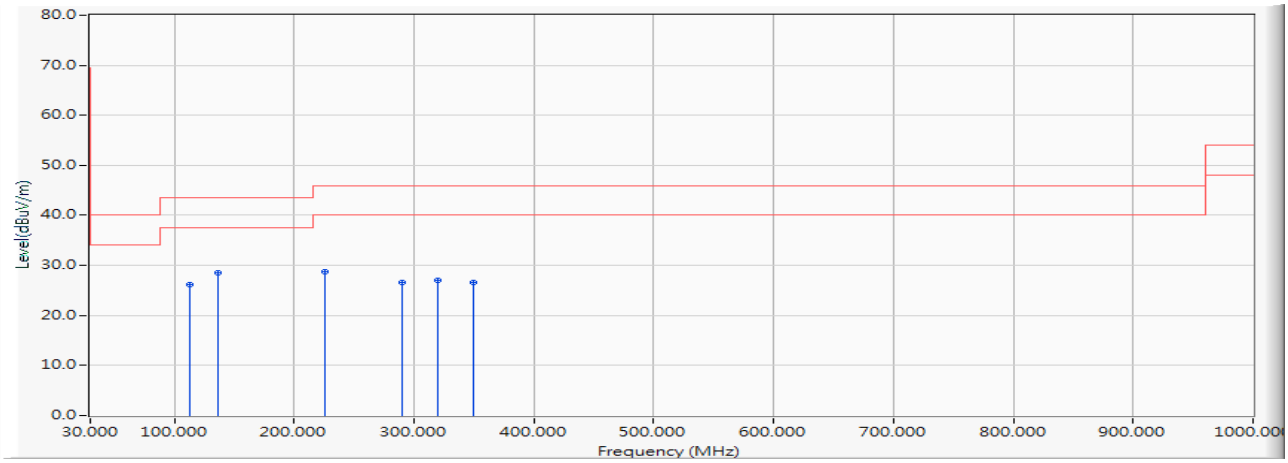

		Frequency (MHz)	Correct Factor (dB)	Reading Level (dBµV)	Measure Level (dBµV/m)	Margin (dB)	Limit (dBµV/m)	Detector Type
1		112.942	-14.109	40.330	26.221	-17.279	43.500	QUASIPEAK
2	*	136.841	-11.730	40.184	28.453	-15.047	43.500	QUASIPEAK
3		225.406	-13.091	41.745	28.654	-17.346	46.000	QUASIPEAK
4		290.072	-10.663	37.318	26.655	-19.345	46.000	QUASIPEAK
5		319.594	-9.880	36.959	27.079	-18.921	46.000	QUASIPEAK
6		349.116	-9.199	35.774	26.574	-19.426	46.000	QUASIPEAK

Note:

1. All Readings below 1GHz are Quasi-Peak, above 1GHz are performed with peak and/or average measurements as necessary.
2. Measurement Level = Reading Level + Correct Factor.
3. Correct Factor = Antenna factor + Cable loss –Amplifier gain.
4. The emission levels of other frequencies are very lower than the limit and not show in test report.
5. No emission found between lowest internal used/generated frequency to 30MHz.

Product : Intel® Wireless-AC 9560
Test Item : General Radiated Emission
Test Date : 2018/12/27
Test Mode : Mode 3 MIMO: Transmit (802.11n-40BW_30Mbps)(5270MHz)

Vertical

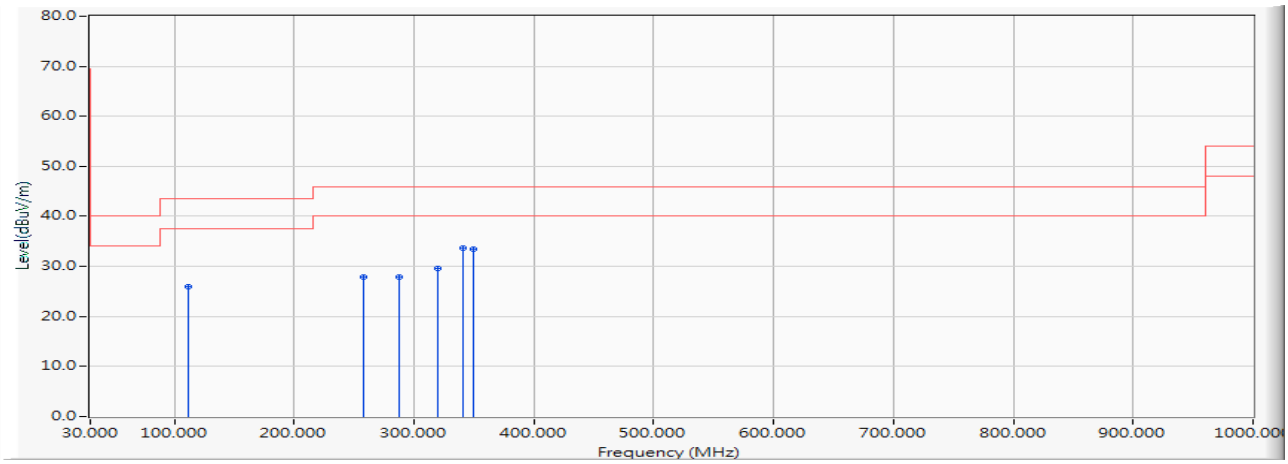

		Frequency (MHz)	Correct Factor (dB)	Reading Level (dBµV)	Measure Level (dBµV/m)	Margin (dB)	Limit (dBµV/m)	Detector Type
1		111.536	-14.244	40.270	26.026	-17.474	43.500	QUASIPEAK
2		257.739	-11.981	39.954	27.973	-18.027	46.000	QUASIPEAK
3		287.261	-10.727	38.560	27.833	-18.167	46.000	QUASIPEAK
4		319.594	-9.880	39.407	29.527	-16.473	46.000	QUASIPEAK
5	*	340.681	-9.396	43.175	33.780	-12.220	46.000	QUASIPEAK
6		349.116	-9.199	42.726	33.526	-12.474	46.000	QUASIPEAK

Note:

1. All Readings below 1GHz are Quasi-Peak, above 1GHz are performed with peak and/or average measurements as necessary.
2. Measurement Level = Reading Level + Correct Factor.
3. Correct Factor = Antenna factor + Cable loss –Amplifier gain.
4. The emission levels of other frequencies are very lower than the limit and not show in test report.
5. No emission found between lowest internal used/generated frequency to 30MHz.

Product : Intel® Wireless-AC 9560
Test Item : General Radiated Emission
Test Date : 2018/12/27
Test Mode : Mode 3 MIMO: Transmit (802.11n-40BW_30Mbps)(5590MHz)

Horizontal

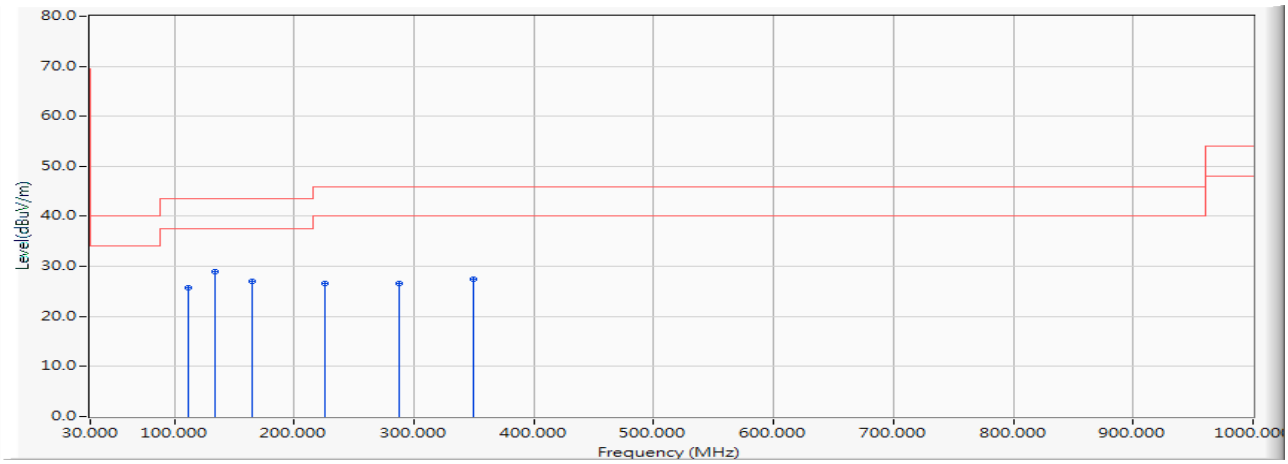

		Frequency (MHz)	Correct Factor (dB)	Reading Level (dBµV)	Measure Level (dBµV/m)	Margin (dB)	Limit (dBµV/m)	Detector Type
1		111.536	-14.244	39.960	25.716	-17.784	43.500	QUASIPEAK
2	*	134.029	-11.999	41.056	29.058	-14.442	43.500	QUASIPEAK
3		164.957	-11.002	37.960	26.958	-16.542	43.500	QUASIPEAK
4		225.406	-13.091	39.647	26.556	-19.444	46.000	QUASIPEAK
5		287.261	-10.727	37.227	26.500	-19.500	46.000	QUASIPEAK
6		349.116	-9.199	36.550	27.350	-18.650	46.000	QUASIPEAK

Note:

1. All Readings below 1GHz are Quasi-Peak, above 1GHz are performed with peak and/or average measurements as necessary.
2. Measurement Level = Reading Level + Correct Factor.
3. Correct Factor = Antenna factor + Cable loss –Amplifier gain.
4. The emission levels of other frequencies are very lower than the limit and not show in test report.
5. No emission found between lowest internal used/generated frequency to 30MHz.

Product : Intel® Wireless-AC 9560
Test Item : General Radiated Emission
Test Date : 2018/12/27
Test Mode : Mode 3 MIMO: Transmit (802.11n-40BW_30Mbps)(5590MHz)

Vertical

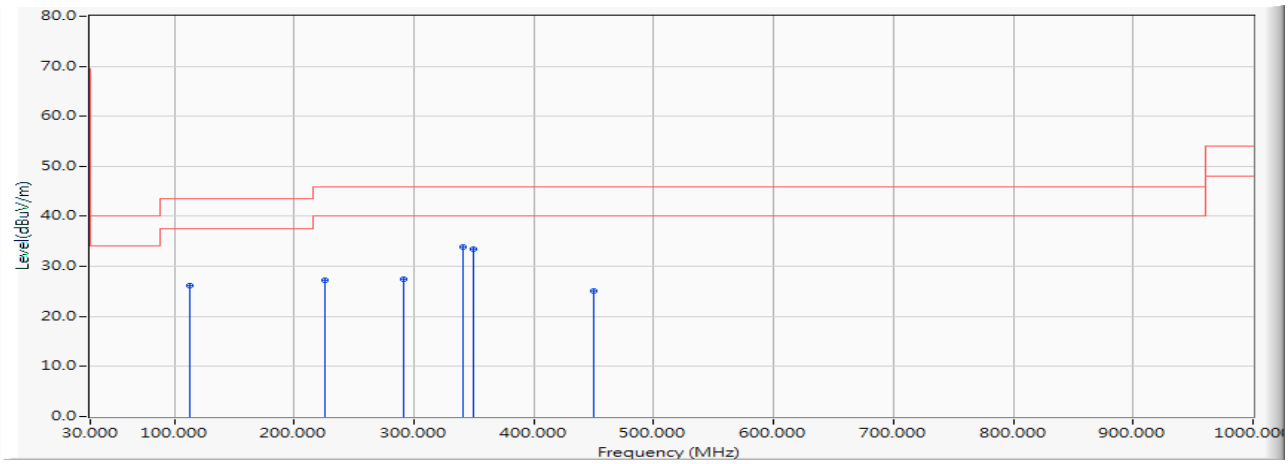

		Frequency (MHz)	Correct Factor (dB)	Reading Level (dBµV)	Measure Level (dBµV/m)	Margin (dB)	Limit (dBµV/m)	Detector Type
1		112.942	-14.109	40.281	26.172	-17.328	43.500	QUASIPEAK
2		225.406	-13.091	40.391	27.300	-18.700	46.000	QUASIPEAK
3		291.478	-10.618	38.138	27.521	-18.479	46.000	QUASIPEAK
4	*	340.681	-9.396	43.326	33.931	-12.069	46.000	QUASIPEAK
5		349.116	-9.199	42.702	33.502	-12.498	46.000	QUASIPEAK
6		450.333	-6.789	31.866	25.076	-20.924	46.000	QUASIPEAK

Note:

1. All Readings below 1GHz are Quasi-Peak, above 1GHz are performed with peak and/or average measurements as necessary.
2. Measurement Level = Reading Level + Correct Factor.
3. Correct Factor = Antenna factor + Cable loss –Amplifier gain.
4. The emission levels of other frequencies are very lower than the limit and not show in test report.
5. No emission found between lowest internal used/generated frequency to 30MHz.

Product : Intel® Wireless-AC 9560
Test Item : General Radiated Emission
Test Date : 2018/12/27
Test Mode : Mode 3 MIMO: Transmit (802.11n-40BW_30Mbps)(5755MHz)

Horizontal

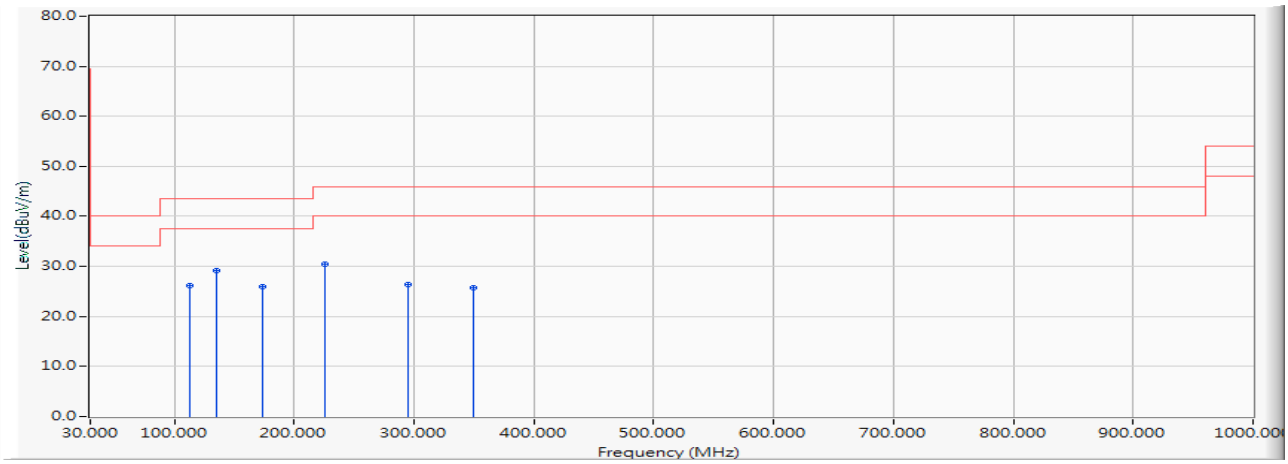

		Frequency (MHz)	Correct Factor (dB)	Reading Level (dBµV)	Measure Level (dBµV/m)	Margin (dB)	Limit (dBµV/m)	Detector Type
1		112.942	-14.109	40.204	26.095	-17.405	43.500	QUASIPEAK
2	*	135.435	-11.864	40.991	29.127	-14.373	43.500	QUASIPEAK
3		173.391	-11.636	37.592	25.956	-17.544	43.500	QUASIPEAK
4		225.406	-13.091	43.522	30.431	-15.569	46.000	QUASIPEAK
5		295.696	-10.481	36.962	26.481	-19.519	46.000	QUASIPEAK
6		349.116	-9.199	35.039	25.839	-20.161	46.000	QUASIPEAK

Note:

1. All Readings below 1GHz are Quasi-Peak, above 1GHz are performed with peak and/or average measurements as necessary.
2. Measurement Level = Reading Level + Correct Factor.
3. Correct Factor = Antenna factor + Cable loss –Amplifier gain.
4. The emission levels of other frequencies are very lower than the limit and not show in test report.
5. No emission found between lowest internal used/generated frequency to 30MHz.

Product : Intel® Wireless-AC 9560
Test Item : General Radiated Emission
Test Date : 2018/12/27
Test Mode : Mode 3 MIMO: Transmit (802.11n-40BW_30Mbps)(5755MHz)

Vertical

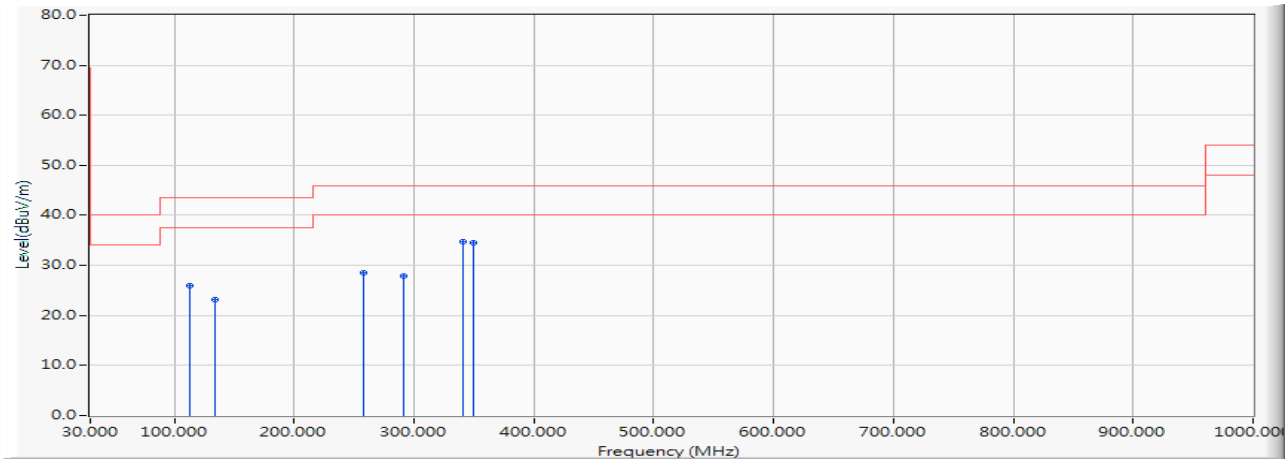

		Frequency (MHz)	Correct Factor (dB)	Reading Level (dBµV)	Measure Level (dBµV/m)	Margin (dB)	Limit (dBµV/m)	Detector Type
1		112.942	-14.109	40.128	26.019	-17.481	43.500	QUASIPEAK
2		134.029	-11.999	35.150	23.152	-20.348	43.500	QUASIPEAK
3		257.739	-11.981	40.605	28.624	-17.376	46.000	QUASIPEAK
4		291.478	-10.618	38.492	27.875	-18.125	46.000	QUASIPEAK
5	*	340.681	-9.396	44.216	34.821	-11.179	46.000	QUASIPEAK
6		349.116	-9.199	43.638	34.438	-11.562	46.000	QUASIPEAK

Note:

1. All Readings below 1GHz are Quasi-Peak, above 1GHz are performed with peak and/or average measurements as necessary.
2. Measurement Level = Reading Level + Correct Factor.
3. Correct Factor = Antenna factor + Cable loss –Amplifier gain.
4. The emission levels of other frequencies are very lower than the limit and not show in test report.
5. No emission found between lowest internal used/generated frequency to 30MHz.

Product : Intel® Wireless-AC 9560
Test Item : General Radiated Emission
Test Date : 2018/12/27
Test Mode : Mode 3 MIMO: Transmit (802.11ac-20BW_14.4Mbps)(5720MHz)

Horizontal

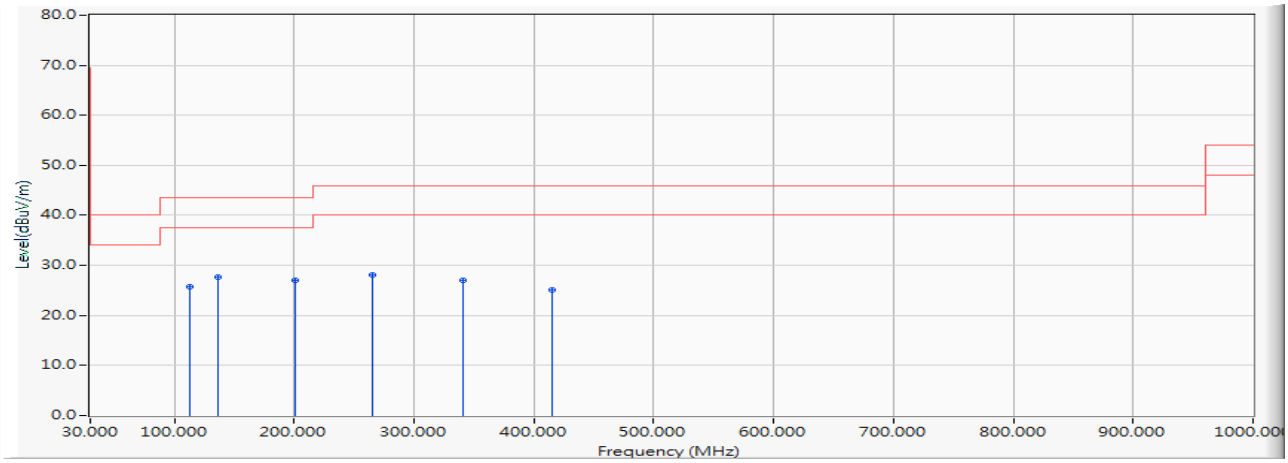

		Frequency (MHz)	Correct Factor (dB)	Reading Level (dBµV)	Measure Level (dBµV/m)	Margin (dB)	Limit (dBµV/m)	Detector Type
1		112.942	-14.109	39.951	25.842	-17.658	43.500	QUASIPEAK
2	*	136.841	-11.730	39.493	27.762	-15.738	43.500	QUASIPEAK
3		201.507	-13.695	40.747	27.052	-16.448	43.500	QUASIPEAK
4		264.768	-11.649	39.850	28.200	-17.800	46.000	QUASIPEAK
5		340.681	-9.396	36.511	27.116	-18.884	46.000	QUASIPEAK
6		415.188	-7.658	32.848	25.189	-20.811	46.000	QUASIPEAK

Note:

1. All Readings below 1GHz are Quasi-Peak, above 1GHz are performed with peak and/or average measurements as necessary.
2. Measurement Level = Reading Level + Correct Factor.
3. Correct Factor = Antenna factor + Cable loss –Amplifier gain.
4. The emission levels of other frequencies are very lower than the limit and not show in test report.
5. No emission found between lowest internal used/generated frequency to 30MHz.

Product : Intel® Wireless-AC 9560
Test Item : General Radiated Emission
Test Date : 2018/12/27
Test Mode : Mode 3 MIMO: Transmit (802.11ac-20BW_14.4Mbps)(5720MHz)

Vertical

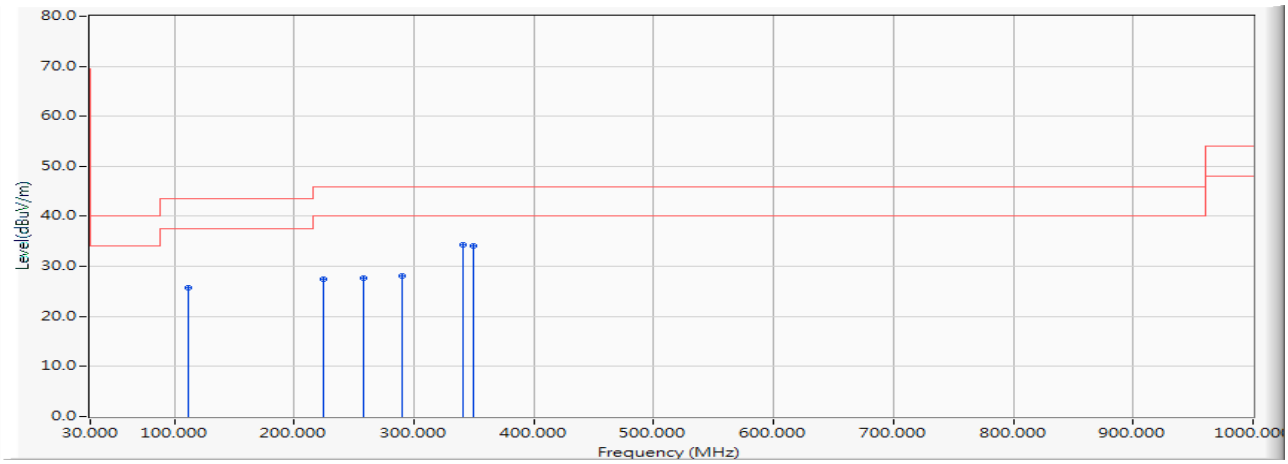

		Frequency (MHz)	Correct Factor (dB)	Reading Level (dBµV)	Measure Level (dBµV/m)	Margin (dB)	Limit (dBµV/m)	Detector Type
1		111.536	-14.244	40.052	25.808	-17.692	43.500	QUASIPEAK
2		224.000	-13.137	40.599	27.462	-18.538	46.000	QUASIPEAK
3		257.739	-11.981	39.615	27.634	-18.366	46.000	QUASIPEAK
4		290.072	-10.663	38.701	28.038	-17.962	46.000	QUASIPEAK
5	*	340.681	-9.396	43.814	34.419	-11.581	46.000	QUASIPEAK
6		349.116	-9.199	43.318	34.118	-11.882	46.000	QUASIPEAK

Note:

1. All Readings below 1GHz are Quasi-Peak, above 1GHz are performed with peak and/or average measurements as necessary.
2. Measurement Level = Reading Level + Correct Factor.
3. Correct Factor = Antenna factor + Cable loss –Amplifier gain.
4. The emission levels of other frequencies are very lower than the limit and not show in test report.
5. No emission found between lowest internal used/generated frequency to 30MHz.

Product : Intel® Wireless-AC 9560
Test Item : General Radiated Emission
Test Date : 2018/12/27
Test Mode : Mode 3 MIMO: Transmit (802.11ac-40BW_30Mbps)(5710MHz)

Horizontal

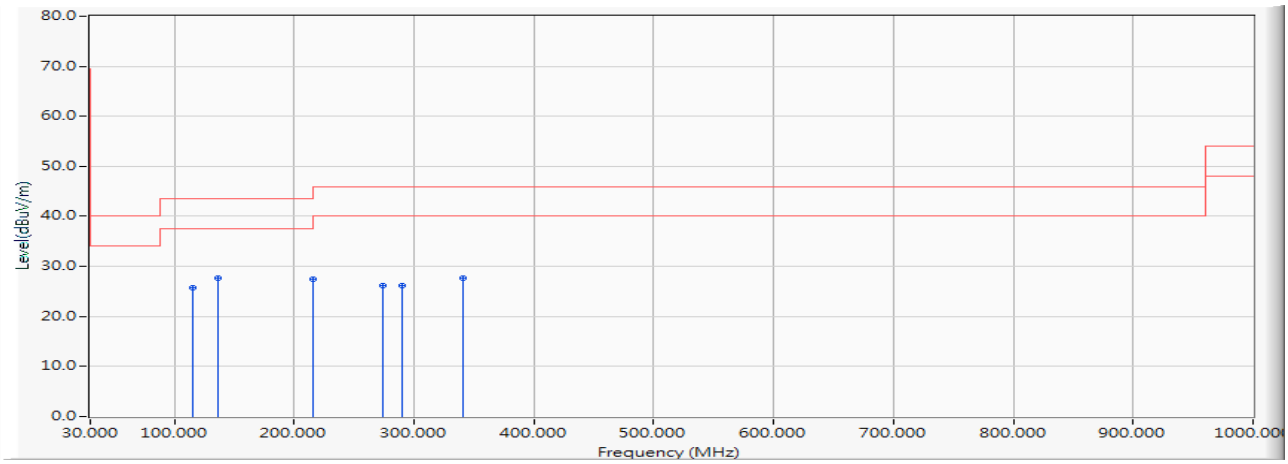

		Frequency (MHz)	Correct Factor (dB)	Reading Level (dBµV)	Measure Level (dBµV/m)	Margin (dB)	Limit (dBµV/m)	Detector Type
1		115.754	-13.838	39.678	25.839	-17.661	43.500	QUASIPEAK
2	*	136.841	-11.730	39.404	27.673	-15.827	43.500	QUASIPEAK
3		215.565	-13.372	40.851	27.479	-16.021	43.500	QUASIPEAK
4		274.609	-11.121	37.369	26.247	-19.753	46.000	QUASIPEAK
5		290.072	-10.663	36.921	26.258	-19.742	46.000	QUASIPEAK
6		340.681	-9.396	37.050	27.655	-18.345	46.000	QUASIPEAK

Note:

1. All Readings below 1GHz are Quasi-Peak, above 1GHz are performed with peak and/or average measurements as necessary.
2. Measurement Level = Reading Level + Correct Factor.
3. Correct Factor = Antenna factor + Cable loss –Amplifier gain.
4. The emission levels of other frequencies are very lower than the limit and not show in test report.
5. No emission found between lowest internal used/generated frequency to 30MHz.

Product : Intel® Wireless-AC 9560
Test Item : General Radiated Emission
Test Date : 2018/12/27
Test Mode : Mode 3 MIMO: Transmit (802.11ac-40BW_30Mbps)(5710MHz)

Vertical

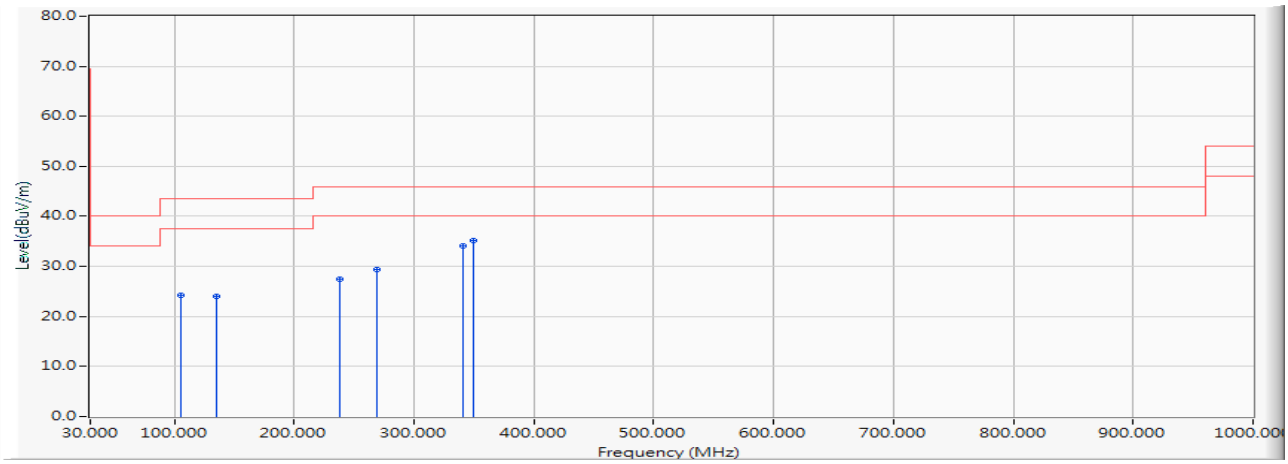

		Frequency (MHz)	Correct Factor (dB)	Reading Level (dBµV)	Measure Level (dBµV/m)	Margin (dB)	Limit (dBµV/m)	Detector Type
1		105.913	-15.111	39.265	24.154	-19.346	43.500	QUASIPEAK
2		135.435	-11.864	35.820	23.956	-19.544	43.500	QUASIPEAK
3		238.058	-12.352	39.866	27.513	-18.487	46.000	QUASIPEAK
4		268.986	-11.384	40.711	29.326	-16.674	46.000	QUASIPEAK
5		340.681	-9.396	43.446	34.051	-11.949	46.000	QUASIPEAK
6	*	349.116	-9.199	44.360	35.160	-10.840	46.000	QUASIPEAK

Note:

1. All Readings below 1GHz are Quasi-Peak, above 1GHz are performed with peak and/or average measurements as necessary.
2. Measurement Level = Reading Level + Correct Factor.
3. Correct Factor = Antenna factor + Cable loss –Amplifier gain.
4. The emission levels of other frequencies are very lower than the limit and not show in test report.
5. No emission found between lowest internal used/generated frequency to 30MHz.

Product : Intel® Wireless-AC 9560
Test Item : General Radiated Emission
Test Date : 2018/12/27
Test Mode : Mode 3 MIMO: Transmit (802.11ac-80BW_65Mbps)(5210MHz)

Horizontal

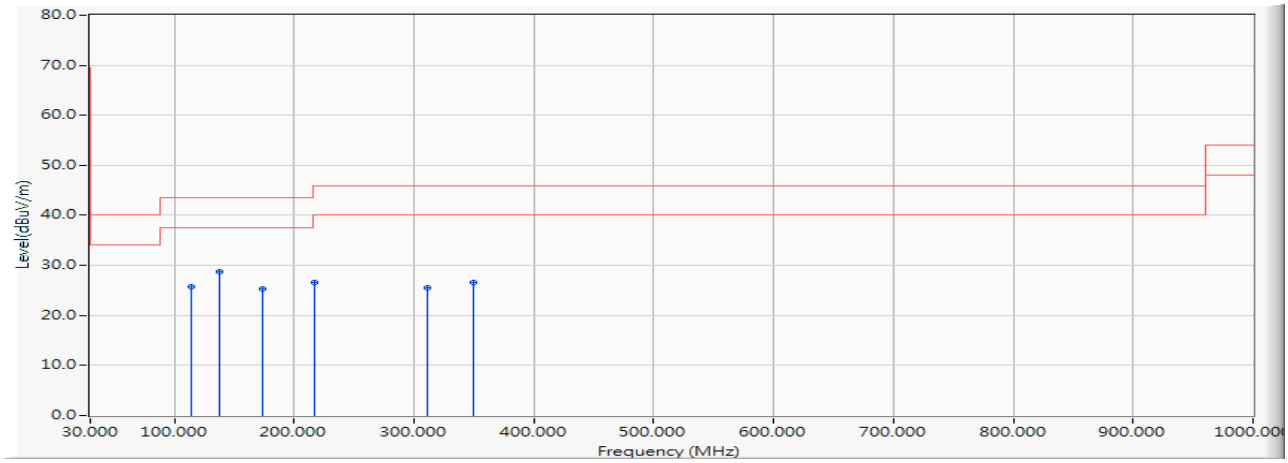

		Frequency (MHz)	Correct Factor (dB)	Reading Level (dBµV)	Measure Level (dBµV/m)	Margin (dB)	Limit (dBµV/m)	Detector Type
1		114.348	-13.975	39.704	25.730	-17.770	43.500	QUASIPEAK
2	*	138.246	-11.597	40.245	28.648	-14.852	43.500	QUASIPEAK
3		173.391	-11.636	36.888	25.252	-18.248	43.500	QUASIPEAK
4		216.971	-13.340	40.032	26.692	-19.308	46.000	QUASIPEAK
5		311.159	-10.076	35.656	25.580	-20.420	46.000	QUASIPEAK
6		349.116	-9.199	35.872	26.672	-19.328	46.000	QUASIPEAK

Note:

1. All Readings below 1GHz are Quasi-Peak, above 1GHz are performed with peak and/or average measurements as necessary.
2. Measurement Level = Reading Level + Correct Factor.
3. Correct Factor = Antenna factor + Cable loss –Amplifier gain.
4. The emission levels of other frequencies are very lower than the limit and not show in test report.
5. No emission found between lowest internal used/generated frequency to 30MHz.

Product : Intel® Wireless-AC 9560
Test Item : General Radiated Emission
Test Date : 2018/12/27
Test Mode : Mode 3 MIMO: Transmit (802.11ac-80BW_65Mbps)(5210MHz)

Vertical

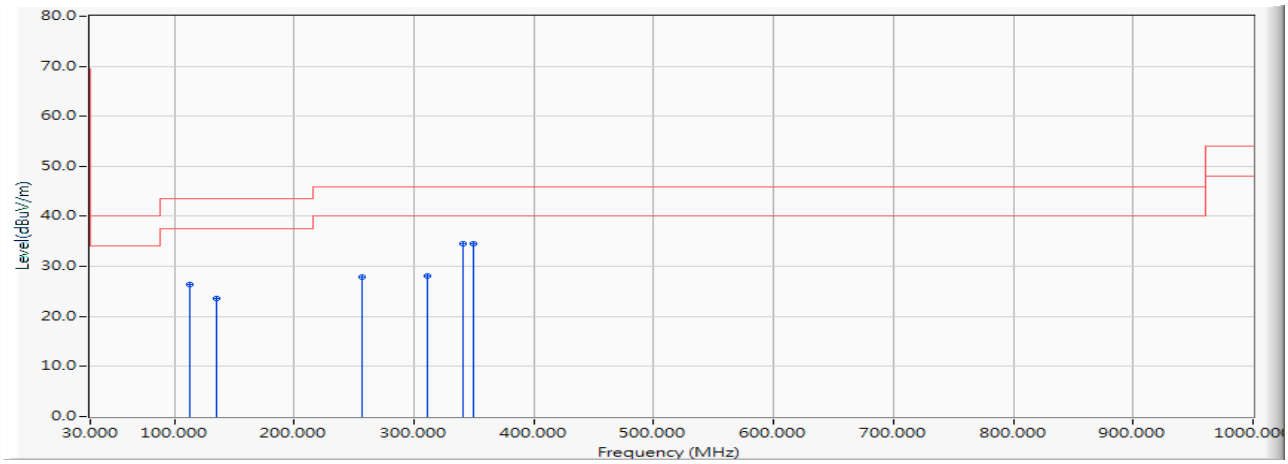

		Frequency (MHz)	Correct Factor (dB)	Reading Level (dBµV)	Measure Level (dBµV/m)	Margin (dB)	Limit (dBµV/m)	Detector Type
1		112.942	-14.109	40.383	26.274	-17.226	43.500	QUASIPEAK
2		135.435	-11.864	35.394	23.530	-19.970	43.500	QUASIPEAK
3		256.333	-11.998	39.920	27.921	-18.079	46.000	QUASIPEAK
4		311.159	-10.076	38.205	28.129	-17.871	46.000	QUASIPEAK
5		340.681	-9.396	43.855	34.460	-11.540	46.000	QUASIPEAK
6	*	349.116	-9.199	43.727	34.527	-11.473	46.000	QUASIPEAK

Note:

1. All Readings below 1GHz are Quasi-Peak, above 1GHz are performed with peak and/or average measurements as necessary.
2. Measurement Level = Reading Level + Correct Factor.
3. Correct Factor = Antenna factor + Cable loss –Amplifier gain.
4. The emission levels of other frequencies are very lower than the limit and not show in test report.
5. No emission found between lowest internal used/generated frequency to 30MHz.

Product : Intel® Wireless-AC 9560
Test Item : General Radiated Emission
Test Date : 2018/12/27
Test Mode : Mode 3 MIMO: Transmit (802.11ac-80BW_65Mbps)(5290MHz)

Horizontal

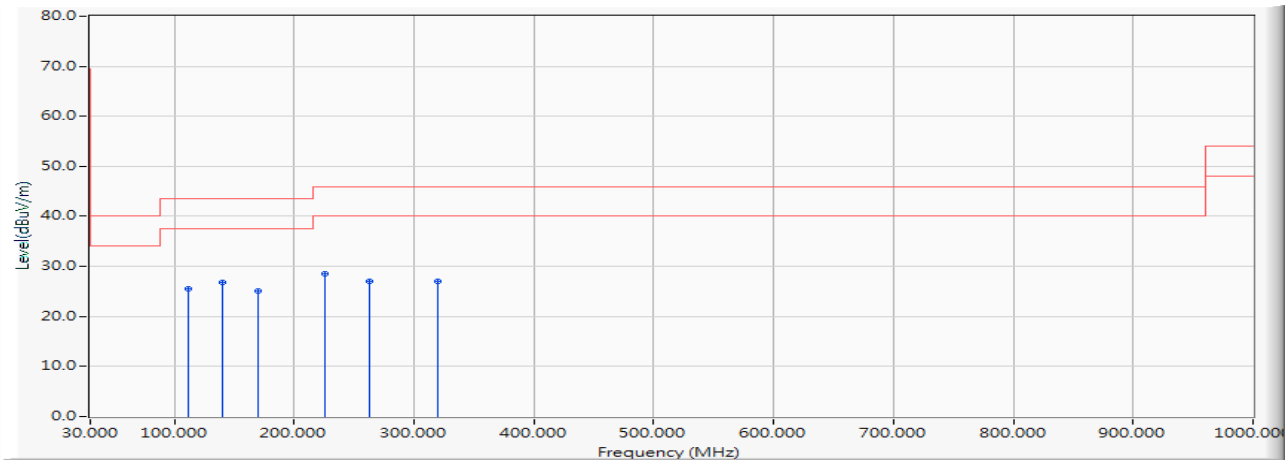

		Frequency (MHz)	Correct Factor (dB)	Reading Level (dBµV)	Measure Level (dBµV/m)	Margin (dB)	Limit (dBµV/m)	Detector Type
1		111.536	-14.244	39.817	25.573	-17.927	43.500	QUASIPEAK
2	*	139.652	-11.465	38.332	26.867	-16.633	43.500	QUASIPEAK
3		170.580	-11.259	36.293	25.034	-18.466	43.500	QUASIPEAK
4		225.406	-13.091	41.710	28.619	-17.381	46.000	QUASIPEAK
5		263.362	-11.738	38.804	27.065	-18.935	46.000	QUASIPEAK
6		319.594	-9.880	36.919	27.039	-18.961	46.000	QUASIPEAK

Note:

1. All Readings below 1GHz are Quasi-Peak, above 1GHz are performed with peak and/or average measurements as necessary.
2. Measurement Level = Reading Level + Correct Factor.
3. Correct Factor = Antenna factor + Cable loss –Amplifier gain.
4. The emission levels of other frequencies are very lower than the limit and not show in test report.
5. No emission found between lowest internal used/generated frequency to 30MHz.

Product : Intel® Wireless-AC 9560
Test Item : General Radiated Emission
Test Date : 2018/12/27
Test Mode : Mode 3 MIMO: Transmit (802.11ac-80BW_65Mbps)(5290MHz)

Vertical

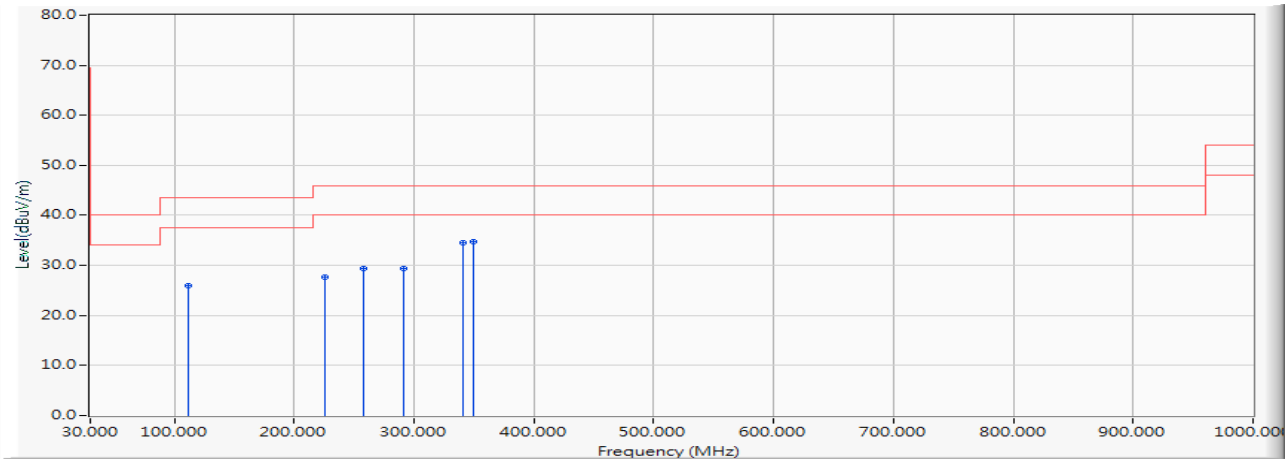

		Frequency (MHz)	Correct Factor (dB)	Reading Level (dBµV)	Measure Level (dBµV/m)	Margin (dB)	Limit (dBµV/m)	Detector Type
1		111.536	-14.244	40.217	25.973	-17.527	43.500	QUASIPEAK
2		225.406	-13.091	40.773	27.682	-18.318	46.000	QUASIPEAK
3		257.739	-11.981	41.399	29.418	-16.582	46.000	QUASIPEAK
4		291.478	-10.618	39.977	29.360	-16.640	46.000	QUASIPEAK
5		340.681	-9.396	44.022	34.627	-11.373	46.000	QUASIPEAK
6	*	349.116	-9.199	43.909	34.709	-11.291	46.000	QUASIPEAK

Note:

1. All Readings below 1GHz are Quasi-Peak, above 1GHz are performed with peak and/or average measurements as necessary.
2. Measurement Level = Reading Level + Correct Factor.
3. Correct Factor = Antenna factor + Cable loss –Amplifier gain.
4. The emission levels of other frequencies are very lower than the limit and not show in test report.
5. No emission found between lowest internal used/generated frequency to 30MHz.

Product : Intel® Wireless-AC 9560
Test Item : General Radiated Emission
Test Date : 2018/12/27
Test Mode : Mode 3 MIMO: Transmit (802.11ac-80BW_65Mbps)(5530MHz)

Horizontal

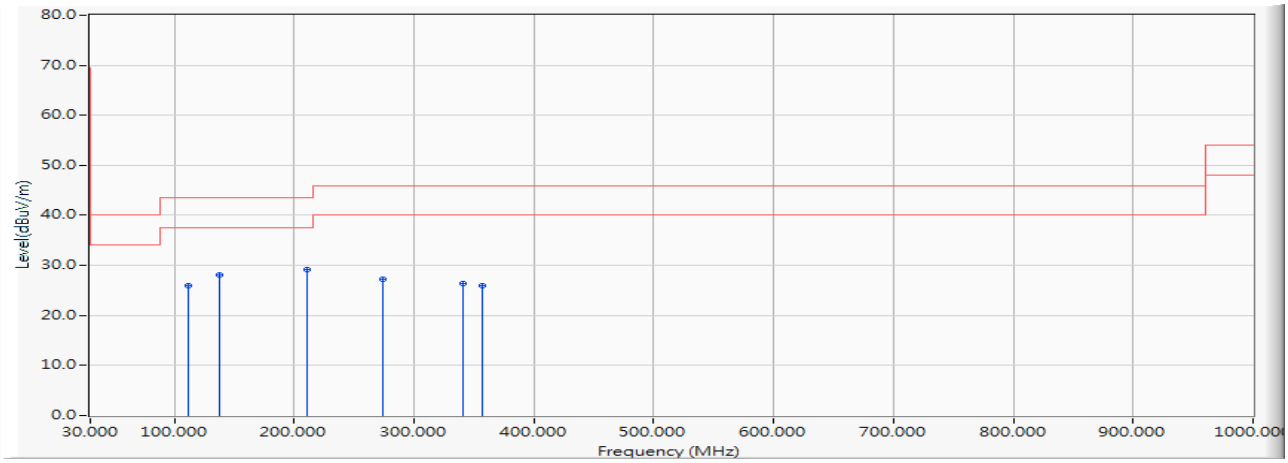

		Frequency (MHz)	Correct Factor (dB)	Reading Level (dBµV)	Measure Level (dBµV/m)	Margin (dB)	Limit (dBµV/m)	Detector Type
1		111.536	-14.244	40.125	25.881	-17.619	43.500	QUASIPEAK
2		138.246	-11.597	39.785	28.188	-15.312	43.500	QUASIPEAK
3	*	211.348	-13.468	42.638	29.169	-14.331	43.500	QUASIPEAK
4		274.609	-11.121	38.275	27.153	-18.847	46.000	QUASIPEAK
5		340.681	-9.396	35.743	26.348	-19.652	46.000	QUASIPEAK
6		357.551	-9.007	35.016	26.009	-19.991	46.000	QUASIPEAK

Note:

1. All Readings below 1GHz are Quasi-Peak, above 1GHz are performed with peak and/or average measurements as necessary.
2. Measurement Level = Reading Level + Correct Factor.
3. Correct Factor = Antenna factor + Cable loss –Amplifier gain.
4. The emission levels of other frequencies are very lower than the limit and not show in test report.
5. No emission found between lowest internal used/generated frequency to 30MHz.

Product : Intel® Wireless-AC 9560
Test Item : General Radiated Emission
Test Date : 2018/12/27
Test Mode : Mode 3 MIMO: Transmit (802.11ac-80BW_65Mbps)(5530MHz)

Vertical

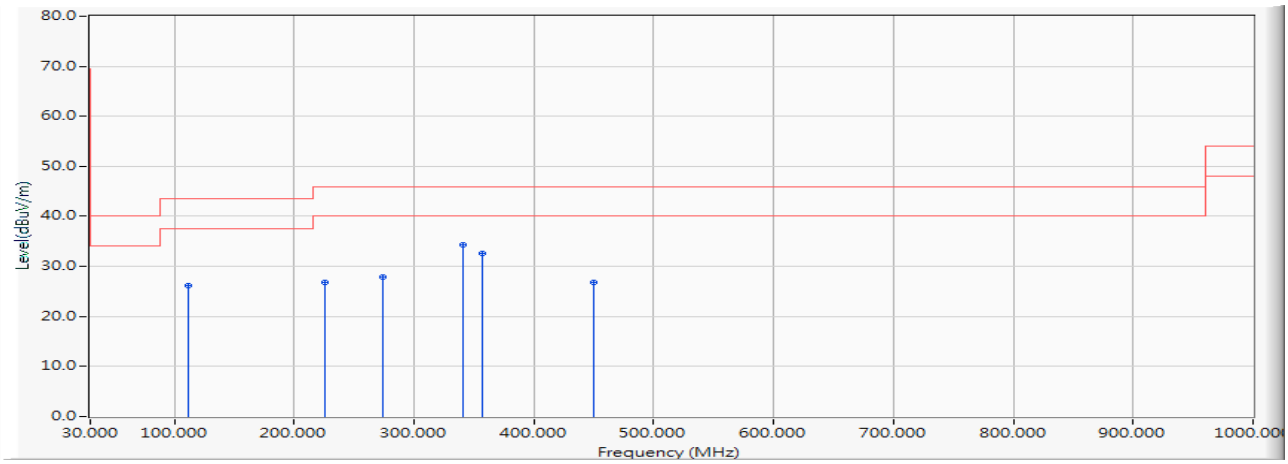

		Frequency (MHz)	Correct Factor (dB)	Reading Level (dBµV)	Measure Level (dBµV/m)	Margin (dB)	Limit (dBµV/m)	Detector Type
1		111.536	-14.244	40.428	26.184	-17.316	43.500	QUASIPEAK
2		225.406	-13.091	39.978	26.887	-19.113	46.000	QUASIPEAK
3		274.609	-11.121	39.033	27.911	-18.089	46.000	QUASIPEAK
4	*	340.681	-9.396	43.620	34.225	-11.775	46.000	QUASIPEAK
5		357.551	-9.007	41.710	32.703	-13.297	46.000	QUASIPEAK
6		450.333	-6.789	33.619	26.829	-19.171	46.000	QUASIPEAK

Note:

1. All Readings below 1GHz are Quasi-Peak, above 1GHz are performed with peak and/or average measurements as necessary.
2. Measurement Level = Reading Level + Correct Factor.
3. Correct Factor = Antenna factor + Cable loss –Amplifier gain.
4. The emission levels of other frequencies are very lower than the limit and not show in test report.
5. No emission found between lowest internal used/generated frequency to 30MHz.

Product : Intel® Wireless-AC 9560
Test Item : General Radiated Emission
Test Date : 2018/12/27
Test Mode : Mode 3 MIMO: Transmit (802.11ac-80BW_65Mbps)(5775MHz)

Horizontal

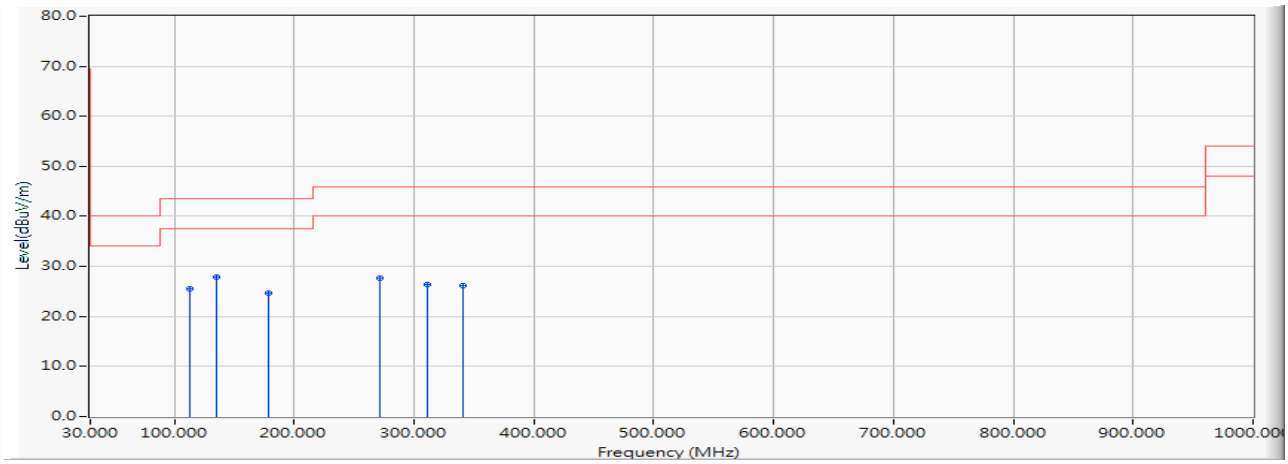

		Frequency (MHz)	Correct Factor (dB)	Reading Level (dBµV)	Measure Level (dBµV/m)	Margin (dB)	Limit (dBµV/m)	Detector Type
1		112.942	-14.109	39.697	25.588	-17.912	43.500	QUASIPEAK
2	*	135.435	-11.864	39.798	27.934	-15.566	43.500	QUASIPEAK
3		179.014	-12.396	37.035	24.640	-18.860	43.500	QUASIPEAK
4		271.797	-11.243	38.868	27.625	-18.375	46.000	QUASIPEAK
5		311.159	-10.076	36.517	26.441	-19.559	46.000	QUASIPEAK
6		340.681	-9.396	35.621	26.226	-19.774	46.000	QUASIPEAK

Note:

1. All Readings below 1GHz are Quasi-Peak, above 1GHz are performed with peak and/or average measurements as necessary.
2. Measurement Level = Reading Level + Correct Factor.
3. Correct Factor = Antenna factor + Cable loss –Amplifier gain.
4. The emission levels of other frequencies are very lower than the limit and not show in test report.
5. No emission found between lowest internal used/generated frequency to 30MHz.

Product : Intel® Wireless-AC 9560
Test Item : General Radiated Emission
Test Date : 2018/12/27
Test Mode : Mode 3 MIMO: Transmit (802.11ac-80BW_65Mbps)(5775MHz)

Vertical

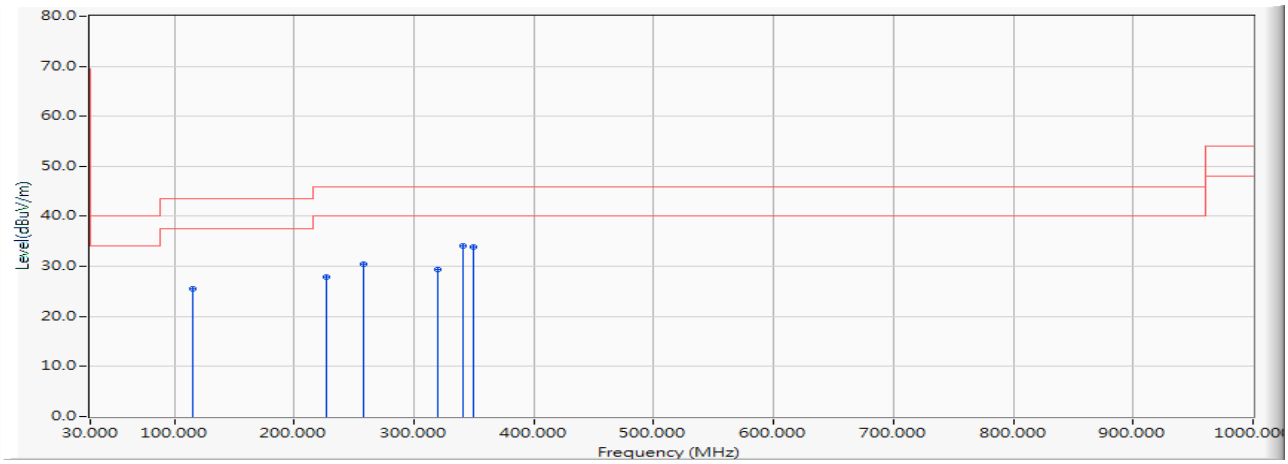

		Frequency (MHz)	Correct Factor (dB)	Reading Level (dBµV)	Measure Level (dBµV/m)	Margin (dB)	Limit (dBµV/m)	Detector Type
1		115.754	-13.838	39.367	25.528	-17.972	43.500	QUASIPEAK
2		226.812	-13.045	40.914	27.869	-18.131	46.000	QUASIPEAK
3		257.739	-11.981	42.512	30.531	-15.469	46.000	QUASIPEAK
4		319.594	-9.880	39.170	29.290	-16.710	46.000	QUASIPEAK
5	*	340.681	-9.396	43.586	34.191	-11.809	46.000	QUASIPEAK
6		349.116	-9.199	43.097	33.897	-12.103	46.000	QUASIPEAK

Note:

1. All Readings below 1GHz are Quasi-Peak, above 1GHz are performed with peak and/or average measurements as necessary.
2. Measurement Level = Reading Level + Correct Factor.
3. Correct Factor = Antenna factor + Cable loss –Amplifier gain.
4. The emission levels of other frequencies are very lower than the limit and not show in test report.
5. No emission found between lowest internal used/generated frequency to 30MHz.

Product : Intel® Wireless-AC 9560
Test Item : General Radiated Emission
Test Date : 2018/12/27
Test Mode : Mode 3 MIMO: Transmit (802.11ac-160BW_130Mbps)(5250MHz)

Horizontal

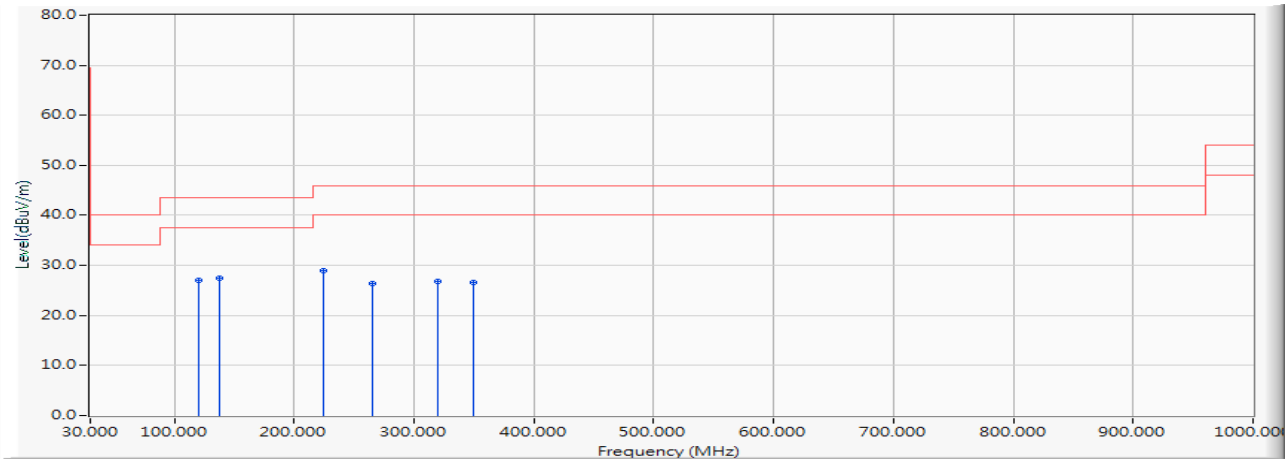

		Frequency (MHz)	Correct Factor (dB)	Reading Level (dBµV)	Measure Level (dBµV/m)	Margin (dB)	Limit (dBµV/m)	Detector Type
1		119.971	-13.432	40.471	27.039	-16.461	43.500	QUASIPEAK
2	*	138.246	-11.597	39.048	27.451	-16.049	43.500	QUASIPEAK
3		224.000	-13.137	41.987	28.850	-17.150	46.000	QUASIPEAK
4		264.768	-11.649	37.949	26.299	-19.701	46.000	QUASIPEAK
5		319.594	-9.880	36.738	26.858	-19.142	46.000	QUASIPEAK
6		349.116	-9.199	35.811	26.611	-19.389	46.000	QUASIPEAK

Note:

1. All Readings below 1GHz are Quasi-Peak, above 1GHz are performed with peak and/or average measurements as necessary.
2. Measurement Level = Reading Level + Correct Factor.
3. Correct Factor = Antenna factor + Cable loss –Amplifier gain.
4. The emission levels of other frequencies are very lower than the limit and not show in test report.
5. No emission found between lowest internal used/generated frequency to 30MHz.

Product : Intel® Wireless-AC 9560
Test Item : General Radiated Emission
Test Date : 2018/12/27
Test Mode : Mode 3 MIMO: Transmit (802.11ac-160BW_130Mbps)(5250MHz)

Vertical

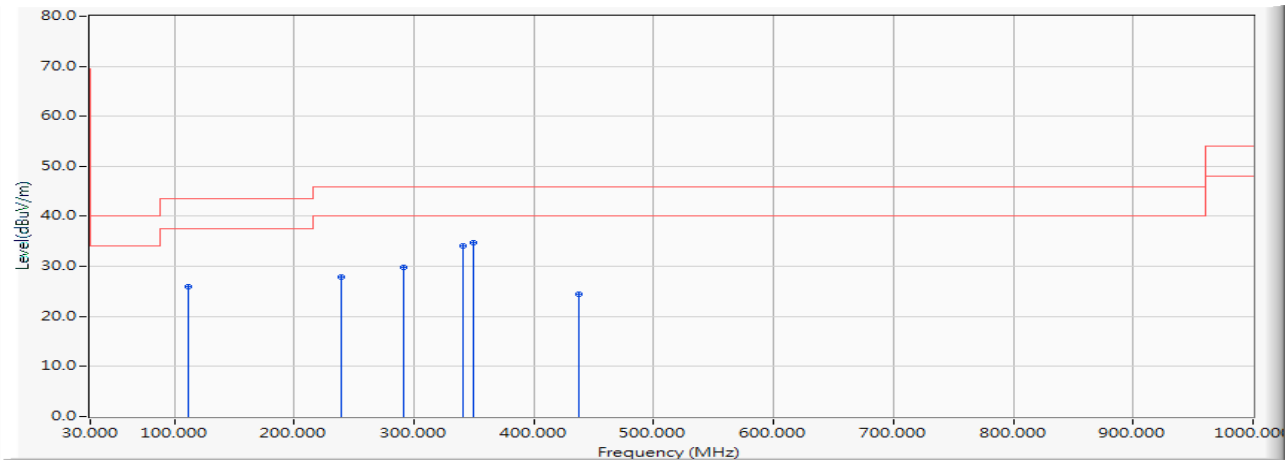

		Frequency (MHz)	Correct Factor (dB)	Reading Level (dBµV)	Measure Level (dBµV/m)	Margin (dB)	Limit (dBµV/m)	Detector Type
1		111.536	-14.244	40.130	25.886	-17.614	43.500	QUASIPEAK
2		239.464	-12.250	40.106	27.855	-18.145	46.000	QUASIPEAK
3		291.478	-10.618	40.513	29.896	-16.104	46.000	QUASIPEAK
4		340.681	-9.396	43.509	34.114	-11.886	46.000	QUASIPEAK
5	*	349.116	-9.199	43.989	34.789	-11.211	46.000	QUASIPEAK
6		437.681	-7.102	31.493	24.391	-21.609	46.000	QUASIPEAK

Note:

1. All Readings below 1GHz are Quasi-Peak, above 1GHz are performed with peak and/or average measurements as necessary.
2. Measurement Level = Reading Level + Correct Factor.
3. Correct Factor = Antenna factor + Cable loss –Amplifier gain.
4. The emission levels of other frequencies are very lower than the limit and not show in test report.
5. No emission found between lowest internal used/generated frequency to 30MHz.

Product : Intel® Wireless-AC 9560
Test Item : General Radiated Emission
Test Date : 2018/12/27
Test Mode : Mode 3 MIMO: Transmit (802.11ac-80BW_65Mbps)(5570MHz)

Horizontal

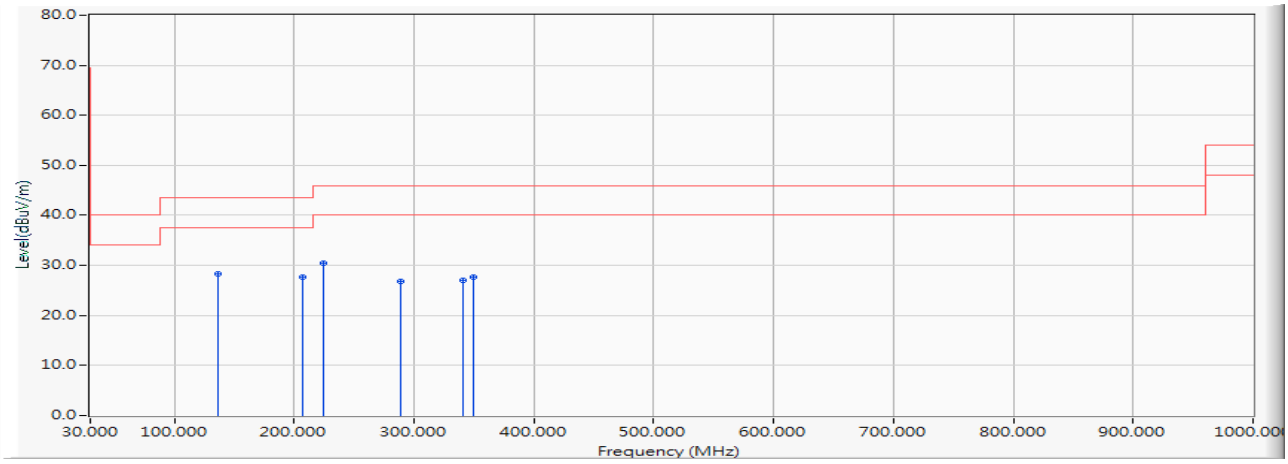

		Frequency (MHz)	Correct Factor (dB)	Reading Level (dBµV)	Measure Level (dBµV/m)	Margin (dB)	Limit (dBµV/m)	Detector Type
1	*	136.841	-11.730	40.114	28.383	-15.117	43.500	QUASIPEAK
2		207.130	-13.566	41.195	27.629	-15.871	43.500	QUASIPEAK
3		224.000	-13.137	43.583	30.446	-15.554	46.000	QUASIPEAK
4		288.667	-10.696	37.535	26.839	-19.161	46.000	QUASIPEAK
5		340.681	-9.396	36.374	26.979	-19.021	46.000	QUASIPEAK
6		349.116	-9.199	36.809	27.609	-18.391	46.000	QUASIPEAK

Note:

1. All Readings below 1GHz are Quasi-Peak, above 1GHz are performed with peak and/or average measurements as necessary.
2. Measurement Level = Reading Level + Correct Factor.
3. Correct Factor = Antenna factor + Cable loss –Amplifier gain.
4. The emission levels of other frequencies are very lower than the limit and not show in test report.
5. No emission found between lowest internal used/generated frequency to 30MHz.

Product : Intel® Wireless-AC 9560
Test Item : General Radiated Emission
Test Date : 2018/12/27
Test Mode : Mode 3 MIMO: Transmit (802.11ac-80BW_65Mbps)(5570MHz)

Vertical

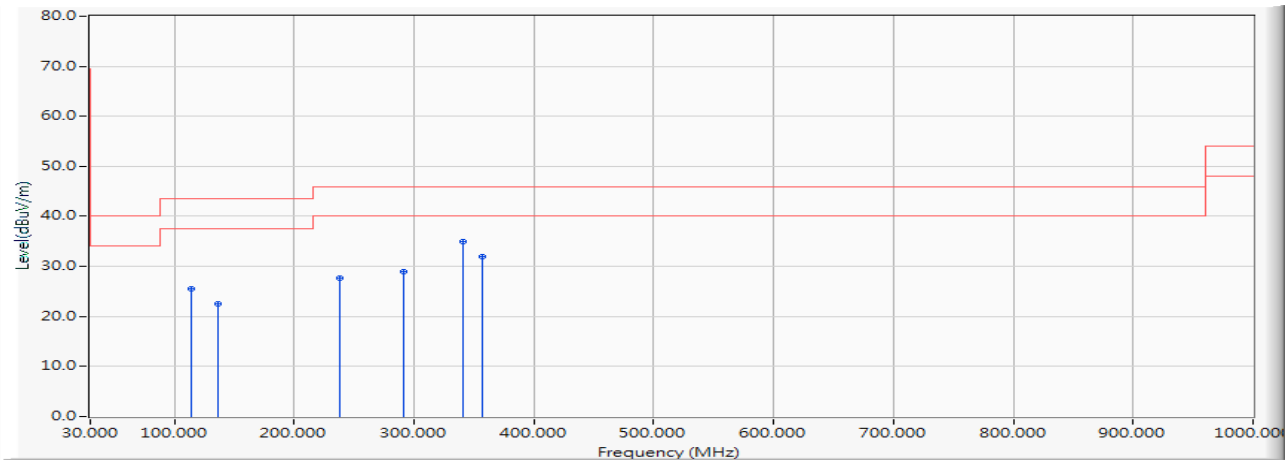

		Frequency (MHz)	Correct Factor (dB)	Reading Level (dBµV)	Measure Level (dBµV/m)	Margin (dB)	Limit (dBµV/m)	Detector Type
1		114.348	-13.975	39.580	25.606	-17.894	43.500	QUASIPEAK
2		136.841	-11.730	34.252	22.521	-20.979	43.500	QUASIPEAK
3		238.058	-12.352	40.090	27.737	-18.263	46.000	QUASIPEAK
4		291.478	-10.618	39.548	28.931	-17.069	46.000	QUASIPEAK
5	*	340.681	-9.396	44.281	34.886	-11.114	46.000	QUASIPEAK
6		357.551	-9.007	40.942	31.935	-14.065	46.000	QUASIPEAK

Note:

1. All Readings below 1GHz are Quasi-Peak, above 1GHz are performed with peak and/or average measurements as necessary.
2. Measurement Level = Reading Level + Correct Factor.
3. Correct Factor = Antenna factor + Cable loss –Amplifier gain.
4. The emission levels of other frequencies are very lower than the limit and not show in test report.
5. No emission found between lowest internal used/generated frequency to 30MHz.

4. Band Edge

4.1. Test Setup

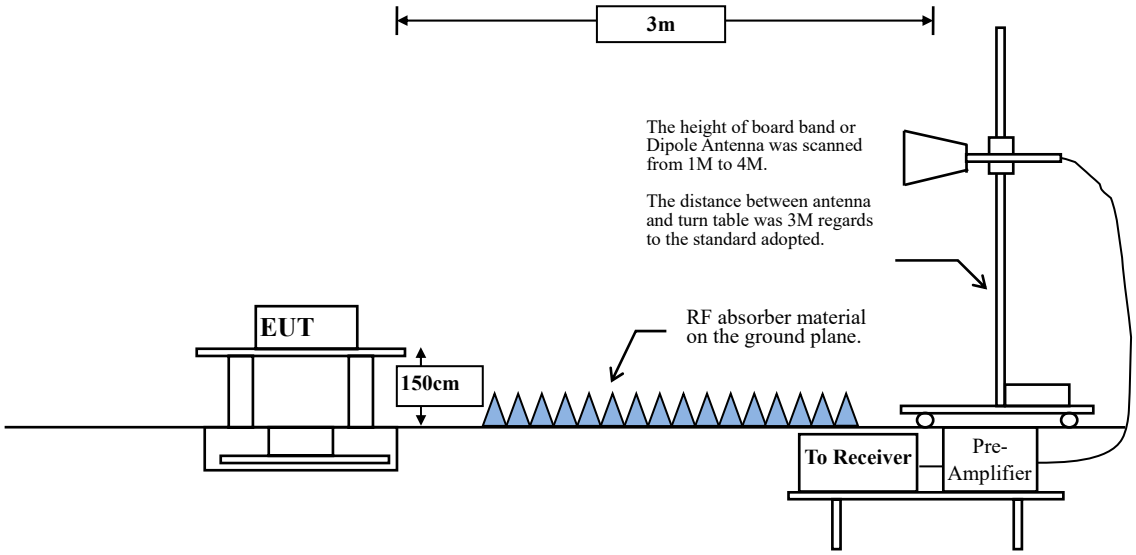

4.2. Limits

The provisions of Section 15.205 of this part apply to intentional radiators operating under this section.

Radiated emissions which fall in the restricted bands, as defined in Section 15.205, must also comply with the radiated emission limits specified in Section 15.209:

FCC Part 15 Subpart C Paragraph 15.209 Limits		
Frequency MHz	uV/m @3m	dBμV/m@3m
30-88	100	40
88-216	150	43.5
216-960	200	46
Above 960	500	54

Remarks : 1. RF Voltage (dBμV) = 20 log RF Voltage (uV)

2. In the Above Table, the tighter limit applies at the band edges.

3. Distance refers to the distance in meters between the measuring instrument antenna and the closed point of any part of the device or system.

4.3. Test Procedure

The EUT is placed on a turn table which is 1.5 meter above ground. The turn table can rotate 360 degrees to determine the position of the maximum emission level. The EUT was positioned such that the distance from antenna to the EUT was 3 meters.
The antenna can move up and down between 1 meter and 4 meters to find out the maximum emission level.
Both horizontal and vertical polarization of the antenna are set on measurement. In order to find the maximum emission, all of the interface cables must be manipulated according to ANSI C63.10:2013 on radiated measurement.
The bandwidth below 1GHz setting on the field strength meter is 120 kHz, above 1GHz are 1 MHz.
The EUT was setup to ANSI C63.10, 2013; tested to UNII test procedure of FCC KDB-789033 for compliance to FCC 47CFR Subpart E requirements.

RBW and VBW Parameter setting:

According to KDB 789033 section II.G.5 Procedure for Unwanted Maximum Emissions Measurements above 1000 MHz.

RBW = 1MHz.

VBW ≥ 3MHz.

According to KDB 789033 section II.G.6 Procedures for Average Unwanted Emissions Measurements above 1000 MHz.

RBW = 1MHz.

VBW = 10Hz, when duty cycle ≥ 98 %

VBW ≥ 1/T, when duty cycle < 98 %

(T refers to the minimum transmission duration over which the transmitter is on and is transmitting at its maximum power control level for the tested mode of operation.)

SISO A:

5GHz band	Duty Cycle (%)	T (ms)	1/T (Hz)	VBW (Hz)
802.11a	99.04	--	--	10
802.11n20	99.87	--	--	10
802.11n40	99.34	--	--	10
802.11ac20	99.80	--	--	10
802.11ac40	99.38	--	--	10
802.11ac80	99.28	--	--	10
802.11ac160	99.64	--	--	10

Note: Duty Cycle Refer to Section 5

SISO B:

5GHz band	Duty Cycle (%)	T (ms)	1/T (Hz)	VBW (Hz)
802.11a	99.52	--	--	10
802.11n20	99.97	--	--	10
802.11n40	99.45	--	--	10
802.11ac20	99.98	--	--	10
802.11ac40	99.38	--	--	10
802.11ac80	99.28	--	--	10
802.11ac160	99.64	--	--	10

Note: Duty Cycle Refer to Section 5

MIMO:

5GHz band	Duty Cycle (%)	T (ms)	1/T (Hz)	VBW (Hz)
802.11n20	99.41	--	--	10
802.11n40	99.34	--	--	10
802.11ac20	99.40	--	--	10
802.11ac40	99.59	--	--	10
802.11ac80	99.64	--	--	10
802.11ac160	98.94	--	--	10

Note: Duty Cycle Refer to Section 5

4.4. Uncertainty

Horizontal polarization：1-18GHz: ±3.77dB

Vertical polarization：1-18GHz : ±3.83dB

4.5. Test Result of Band Edge

Product : Intel® Wireless-AC 9560
Test Item : Band Edge Data
Test Date : 2018/12/22
Test Mode : Mode 1 SISO A: Transmit (802.11a_6Mbps)-Channel 36 (5180MHz)

RF Radiated Measurement (Horizontal):

Channel No.	Frequency (MHz)	Correct Factor (dB)	Reading Level (dBμV)	Emission Level (dBμV/m)	Peak Limit (dBμV/m)	Average Limit (dBμV/m)	Result
36 (Peak)	5150.000	15.307	45.181	60.488	74.00	54.00	Pass
36 (Peak)	5184.348	15.412	87.995	103.406	--	--	--
36 (Average)	5150.000	15.307	24.636	39.943	74.00	54.00	Pass
36 (Average)	5184.783	15.413	76.056	91.469	--	--	--

Figure Channel 36: Horizontal (Peak)

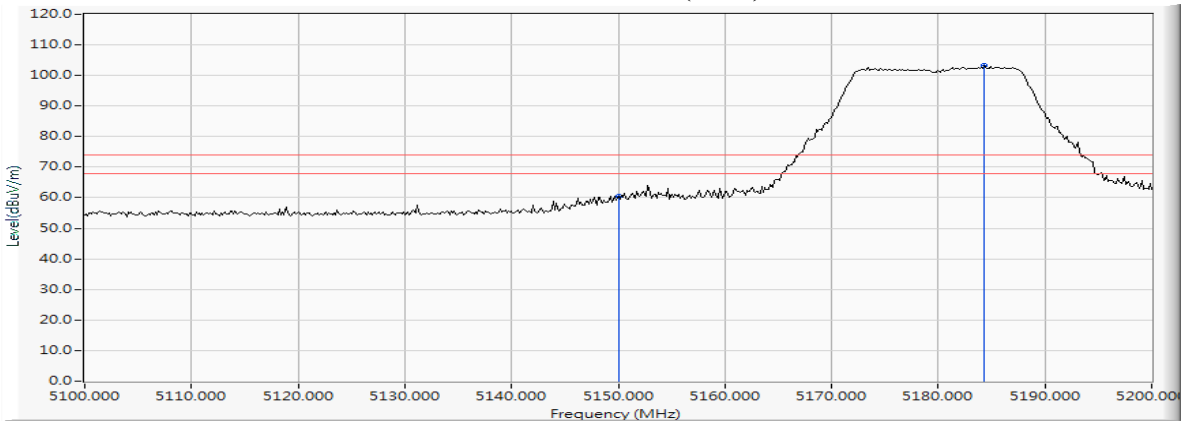

Figure Channel 36: Horizontal (Average)

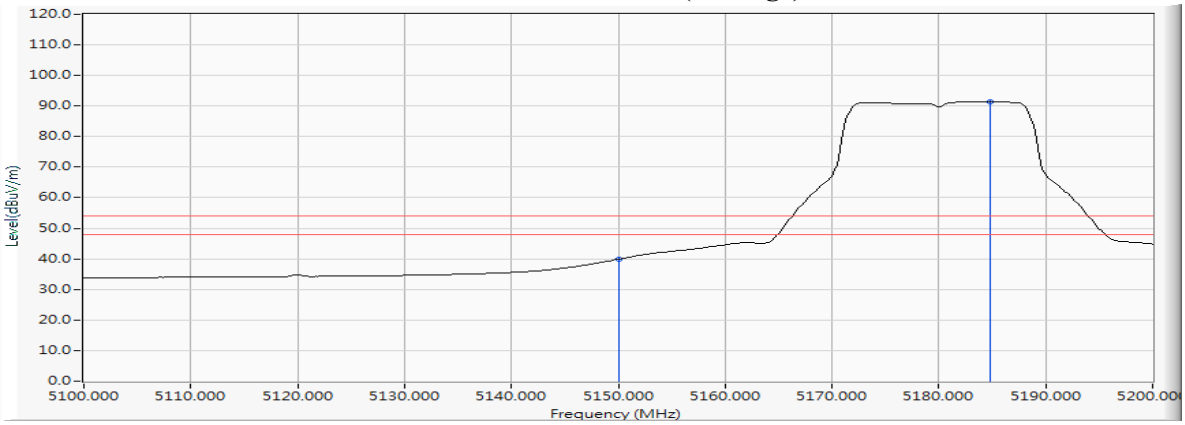

Note:

1. All readings above 1GHz are performed with peak and/or average measurements as necessary.
2. Measurement Level = Reading Level + Correct Factor.
3. The average measurement was not performed when the peak measured data under the limit of average detection.

Product : Intel® Wireless-AC 9560
Test Item : Band Edge Data
Test Date : 2018/12/22
Test Mode : Mode 1 SISO A: Transmit (802.11a_6Mbps)-Channel 36 (5180MHz)

RF Radiated Measurement (Vertical):

Channel No.	Frequency (MHz)	Correct Factor (dB)	Reading Level (dBμV)	Emission Level (dBμV/m)	Peak Limit (dBμV/m)	Average Limit (dBμV/m)	Result
36 (Peak)	5148.841	15.300	56.764	72.064	74.00	54.00	Pass
36 (Peak)	5150.000	15.307	55.627	70.934	74.00	54.00	Pass
36 (Peak)	5185.072	15.415	97.090	112.505	--	--	--
36 (Average)	5150.000	15.307	33.792	49.099	74.00	54.00	Pass
36 (Average)	5173.478	15.363	84.915	100.278	--	--	--

Figure Channel 36: Vertical (Peak)

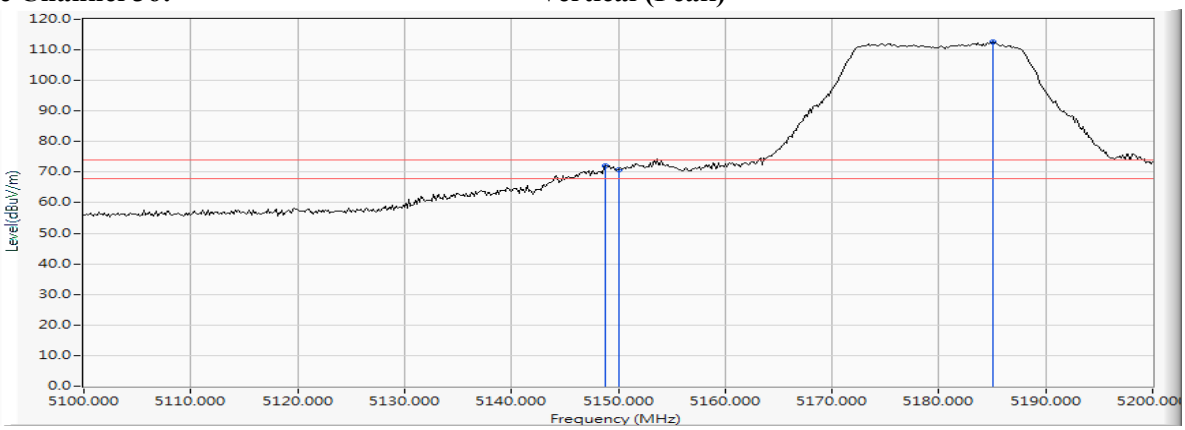

Figure Channel 36: Vertical (Average)

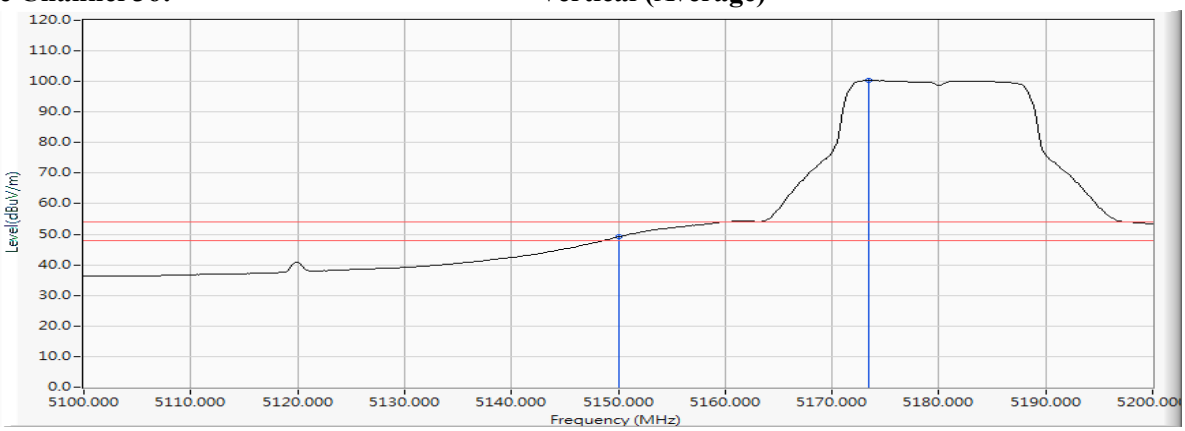

Note:

1. All readings above 1GHz are performed with peak and/or average measurements as necessary.
2. Measurement Level = Reading Level + Correct Factor.
3. The average measurement was not performed when the peak measured data under the limit of average detection.

Product : Intel® Wireless-AC 9560
Test Item : Band Edge Data
Test Date : 2018/12/22
Test Mode : Mode 1 SISO A: Transmit (802.11a_6Mbps) -Channel 64 (5320MHz)

RF Radiated Measurement (Horizontal):

Channel No.	Frequency (MHz)	Correct Factor (dB)	Reading Level (dBμV)	Emission Level (dBμV/m)	Peak Limit (dBμV/m)	Average Limit (dBμV/m)	Result
64 (Peak)	5324.928	15.866	84.121	99.987	--	--	--
64 (Peak)	5350.000	15.912	40.928	56.840	74.00	54.00	Pass
64 (Peak)	5391.449	16.020	41.977	57.997	74.00	54.00	Pass
64 (Average)	5325.797	15.868	71.937	87.805	--	--	--
64 (Average)	5350.000	15.912	19.513	35.425	74.00	54.00	Pass

Figure Channel 64: Horizontal (Peak)

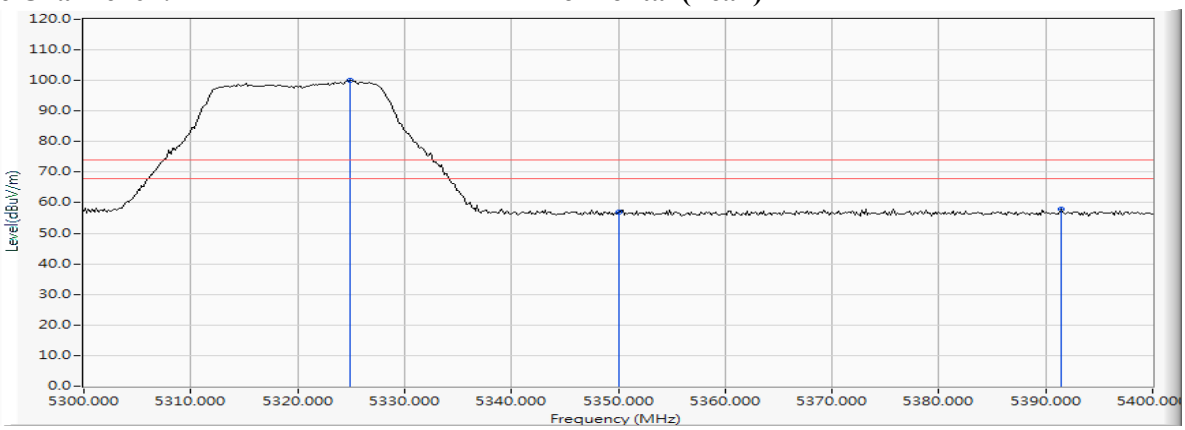

Figure Channel 64: Horizontal (Average)

Note:

1. All readings above 1GHz are performed with peak and/or average measurements as necessary.
2. Measurement Level = Reading Level + Correct Factor.
3. The average measurement was not performed when the peak measured data under the limit of average detection.

Product : Intel® Wireless-AC 9560
Test Item : Band Edge Data
Test Date : 2018/12/22
Test Mode : Mode 1 SISO A: Transmit (802.11a_6Mbps) -Channel 64 (5320MHz)

RF Radiated Measurement (Vertical):

Channel No.	Frequency (MHz)	Correct Factor (dB)	Reading Level (dBμV)	Emission Level (dBμV/m)	Peak Limit (dBμV/m)	Average Limit (dBμV/m)	Result
64 (Peak)	5324.928	15.866	92.549	108.415	--	--	--
64 (Peak)	5350.000	15.912	42.289	58.201	74.00	54.00	Pass
64 (Peak)	5351.304	15.917	43.179	59.095	74.00	54.00	Pass
64 (Average)	5325.362	15.867	80.098	95.965	--	--	--
64 (Average)	5350.000	15.912	22.781	38.693	74.00	54.00	Pass

Figure Channel 64: Vertical (Peak)

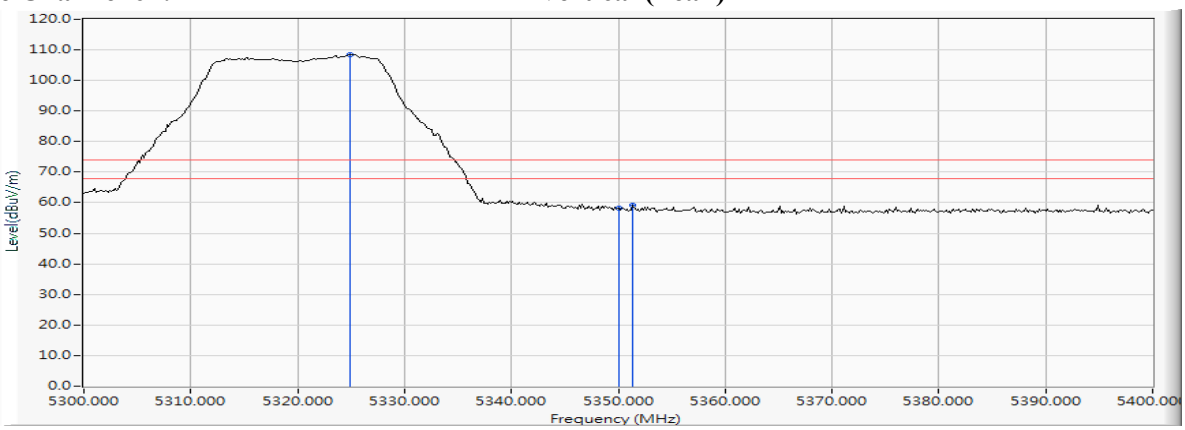

Figure Channel 64: Vertical (Average)

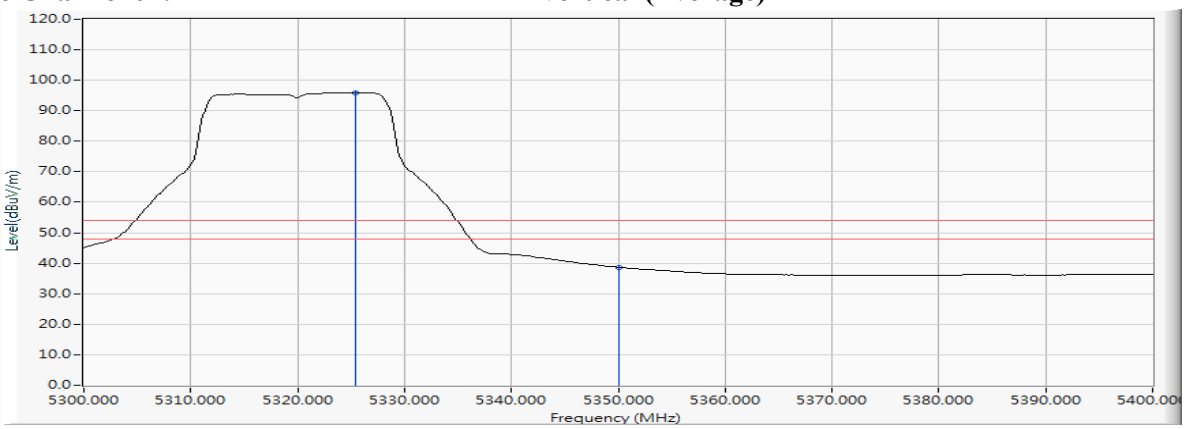

Note:

1. All readings above 1GHz are performed with peak and/or average measurements as necessary.
2. Measurement Level = Reading Level + Correct Factor.
3. The average measurement was not performed when the peak measured data under the limit of average detection.

Product : Intel® Wireless-AC 9560
Test Item : Band Edge Data
Test Date : 2018/12/22
Test Mode : Mode 1 SISO A: Transmit (802.11a_6Mbps) -Channel 100 (5500MHz)

RF Radiated Measurement (Horizontal):

Channel No.	Frequency (MHz)	Correct Factor (dB)	Reading Level (dBμV)	Emission Level (dBμV/m)	Peak Limit (dBμV/m)	Average Limit (dBμV/m)	Result
100 (Peak)	5453.913	16.170	42.081	58.251	74.00	54.00	Pass
100 (Peak)	5460.000	16.185	40.598	56.783	74.00	54.00	Pass
100 (Peak)	5505.072	16.272	84.290	100.563	--	--	--
100 (Average)	5460.000	16.185	19.631	35.816	74.00	54.00	Pass
100 (Average)	5494.638	16.262	72.696	88.959	--	--	--

Figure Channel 100: Horizontal (Peak)

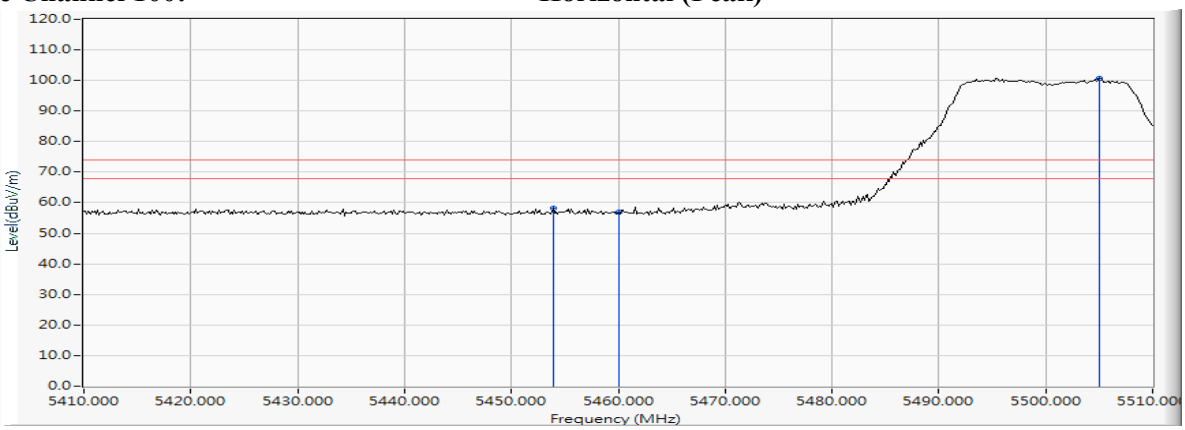

Figure Channel 100: Horizontal (Average)

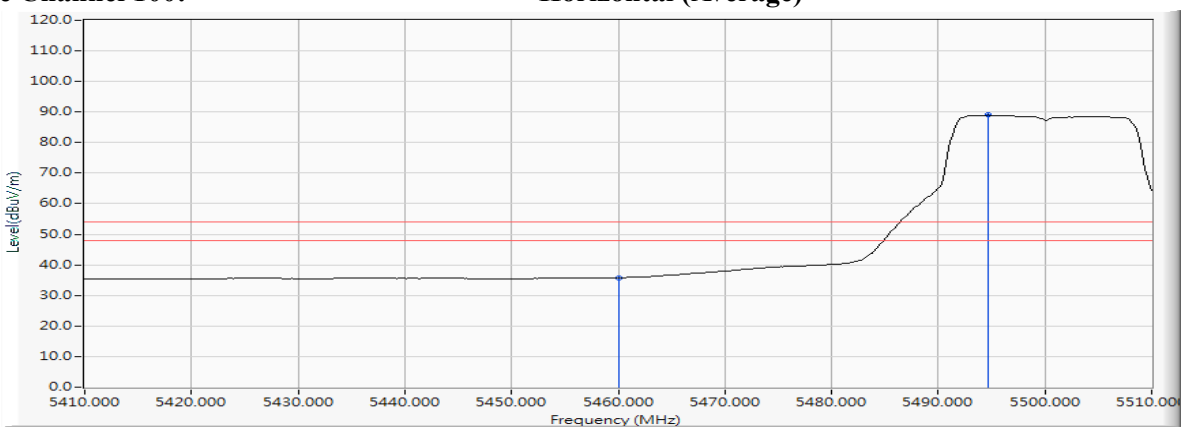

Note:

1. All readings above 1GHz are performed with peak and/or average measurements as necessary.
2. Measurement Level = Reading Level + Correct Factor.
3. The average measurement was not performed when the peak measured data under the limit of average detection.

Product : Intel® Wireless-AC 9560
Test Item : Band Edge Data
Test Date : 2018/12/22
Test Mode : Mode 1 SISO A: Transmit (802.11a_6Mbps) -Channel 100 (5500MHz)

RF Radiated Measurement (Vertical):

Channel No.	Frequency (MHz)	Correct Factor (dB)	Reading Level (dBμV)	Emission Level (dBμV/m)	Peak Limit (dBμV/m)	Average Limit (dBμV/m)	Result
100 (Peak)	5456.812	16.180	45.002	61.182	74.00	54.00	Pass
100 (Peak)	5460.000	16.185	43.691	59.876	74.00	54.00	Pass
100 (Peak)	5504.928	16.272	93.823	110.096	--	--	--
100 (Average)	5460.000	16.185	24.588	40.773	74.00	54.00	Pass
100 (Average)	5495.072	16.263	81.759	98.023	--	--	--

Figure Channel 100: Vertical (Peak)

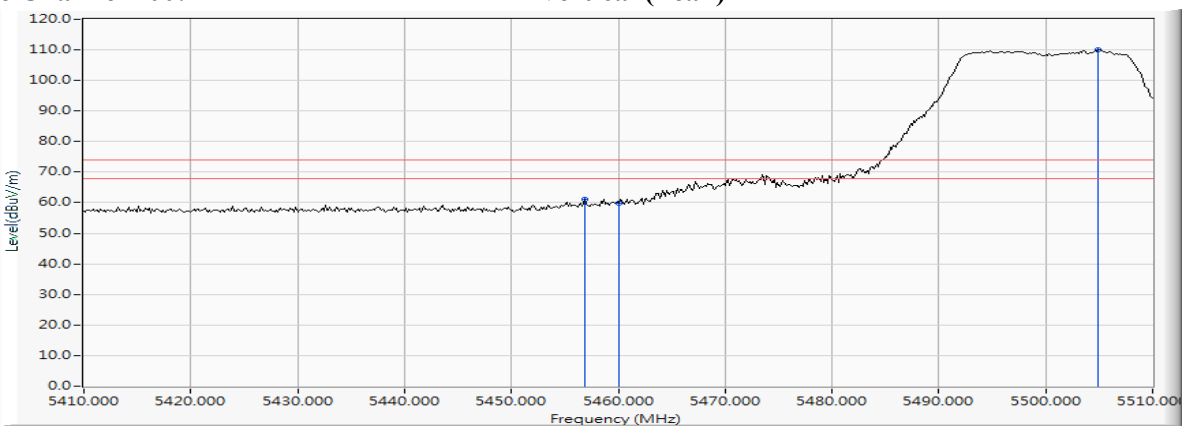

Figure Channel 100: Vertical (Aerage)

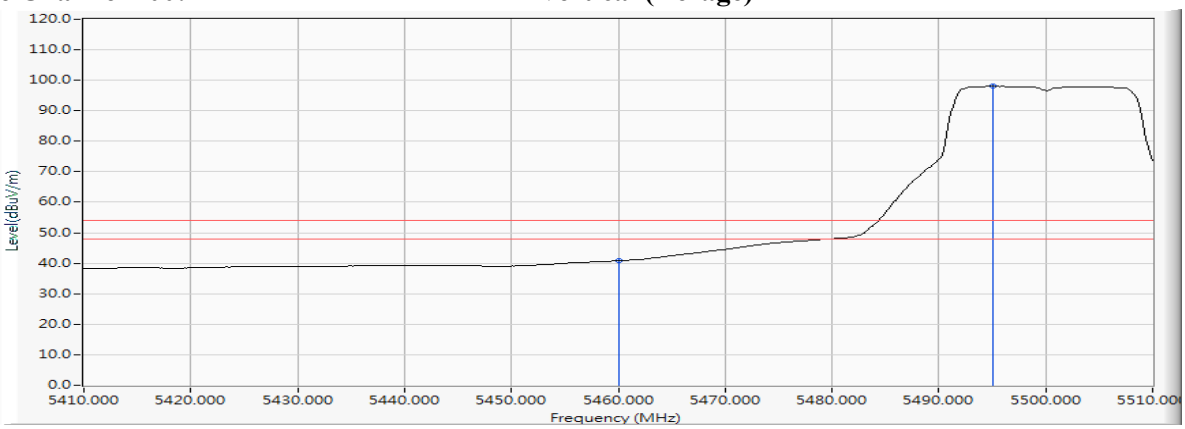

Note:

1. All readings above 1GHz are performed with peak and/or average measurements as necessary.
2. Measurement Level = Reading Level + Correct Factor.
3. The average measurement was not performed when the peak measured data under the limit of average detection.

Product : Intel® Wireless-AC 9560
Test Item : Band Edge Data
Test Date : 2018/12/22
Test Mode : Mode 1 SISO A: Transmit (802.11a_6Mbps) -Channel 100 (5500MHz)

RF Radiated Measurement:

	Frequency (MHz)	Correct Factor (dB)	Reading Level (dBµV)	Measure Level (dBµV /m)	Margin (dB)	Limit (dBµV /m)	Result
Horizontal	5466.812	16.195	43.820	60.015	-8.205	68.220	Pass
Horizontal	5470.000	16.200	43.214	59.414	-8.806	68.220	Pass
Horizontal	5495.362	16.264	84.423	100.687	--	--	--

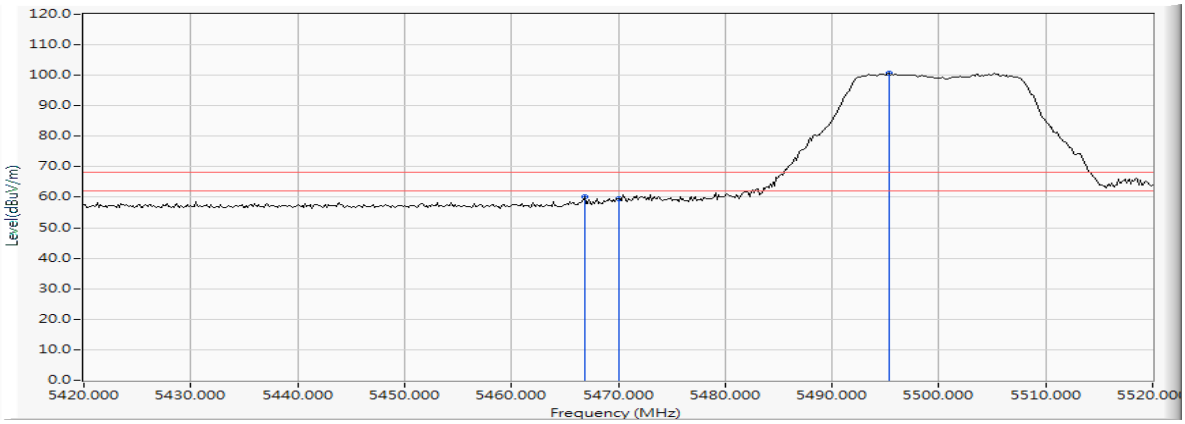

	Frequency (MHz)	Correct Factor (dB)	Reading Level (dBµV)	Measure Level (dBµV /m)	Margin (dB)	Limit (dBµV /m)	Result
Vertical	5469.855	16.200	51.126	67.325	-0.895	68.220	Pass
Vertical	5470.000	16.200	50.409	66.609	-1.611	68.220	Pass
Vertical	5504.783	16.273	93.660	109.933	--	--	--

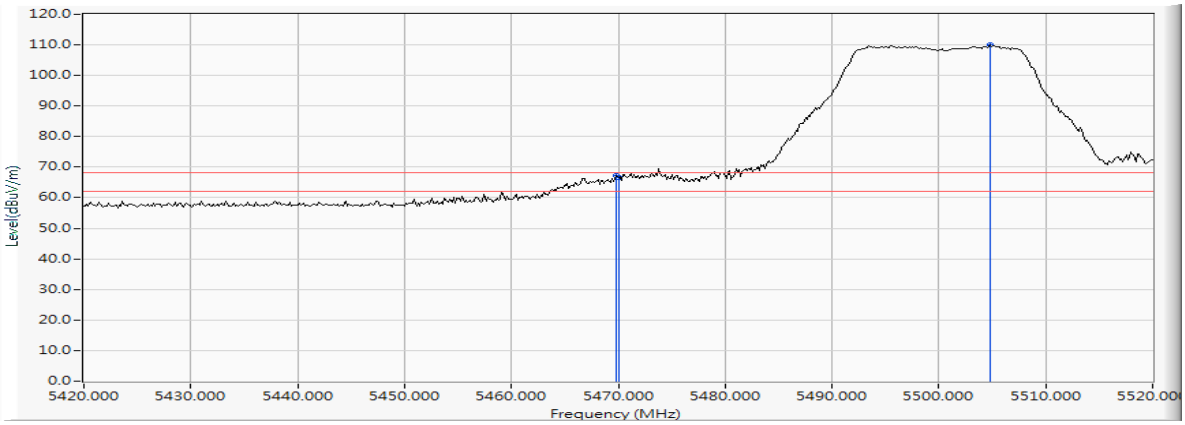

Product : Intel® Wireless-AC 9560
Test Item : Band Edge Data
Test Date : 2018/12/22
Test Mode : Mode 1 SISO A: Transmit (802.11a_6Mbps) -Channel 140 (5700MHz)

RF Radiated Measurement:

	Frequency (MHz)	Correct Factor (dB)	Reading Level (dBµV)	Measure Level (dBµV /m)	Margin (dB)	Limit (dBµV /m)	Result
Horizontal	5704.855	16.508	86.617	103.125	--	--	--
Horizontal	5725.000	16.544	41.769	58.313	-9.907	68.220	Pass
Horizontal	5726.594	16.547	43.641	60.188	-8.032	68.220	Pass

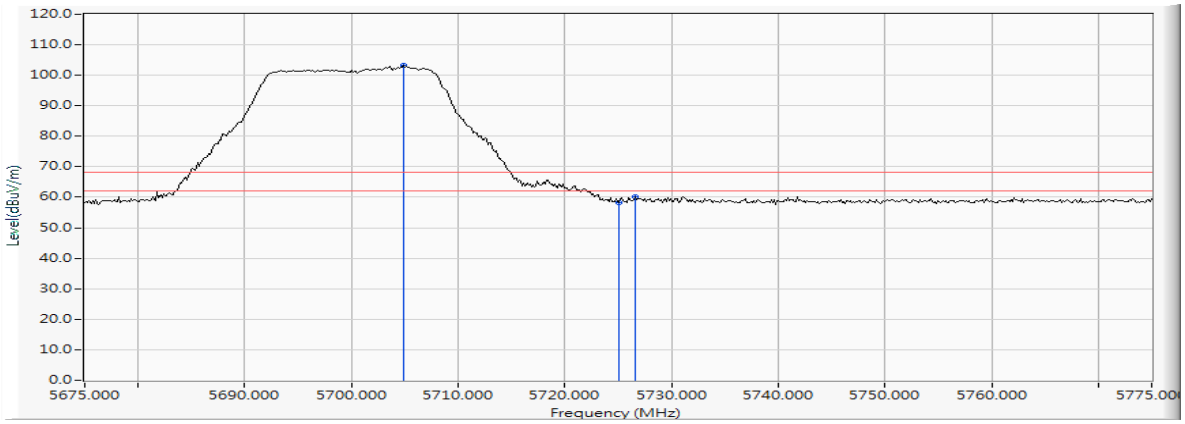

	Frequency (MHz)	Correct Factor (dB)	Reading Level (dBµV)	Measure Level (dBµV /m)	Margin (dB)	Limit (dBµV /m)	Result
Vertical	5705.000	16.508	97.906	114.414	--	--	--
Vertical	5725.000	16.544	49.210	65.754	-2.466	68.220	Pass
Vertical	5727.899	16.548	50.778	67.326	-0.894	68.220	Pass

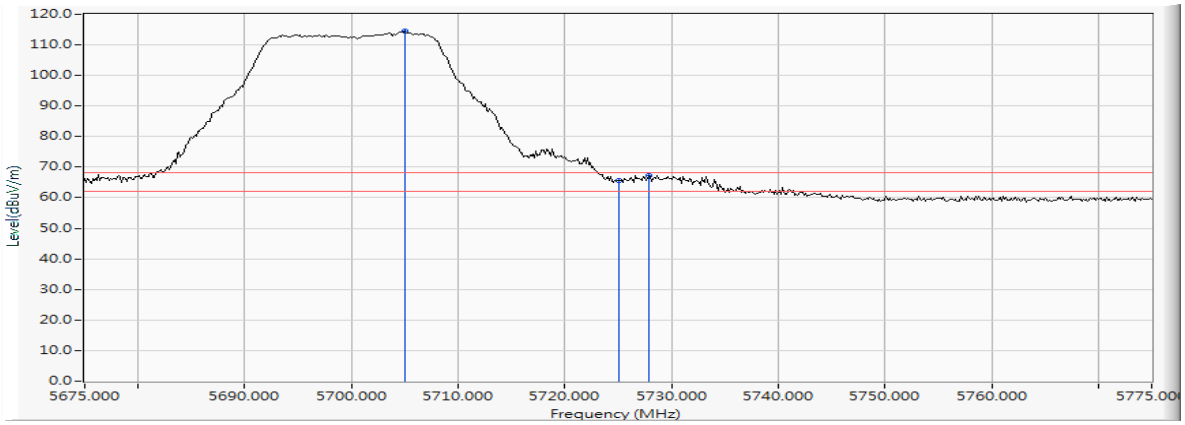

Product : Intel® Wireless-AC 9560
Test Item : Band Edge Data
Test Date : 2018/12/22
Test Mode : Mode 1 SISO A: Transmit (802.11a_6Mbps) -Channel 149 (5745MHz)

RF Radiated Measurement:

	Frequency (MHz)	Correct Factor (dB)	Reading Level (dBµV)	Measure Level (dBµV /m)	Margin (dB)	Limit (dBµV /m)	Result
Horizontal	5640.326	16.420	42.267	58.687	-9.533	68.220	Pass
Horizontal	5650.000	16.447	40.835	57.282	-10.938	68.220	Pass
Horizontal	5696.630	16.497	44.218	60.715	-41.993	102.708	Pass
Horizontal	5700.000	16.502	42.833	59.335	-45.865	105.200	Pass
Horizontal	5718.696	16.533	52.574	69.107	-41.328	110.435	Pass
Horizontal	5720.000	16.535	51.187	67.722	-43.078	110.800	Pass
Horizontal	5723.261	16.541	51.551	68.092	-50.143	118.235	Pass
Horizontal	5725.000	16.544	50.720	67.264	-54.936	122.200	Pass
Horizontal	5750.145	16.568	88.422	104.990	--	--	--

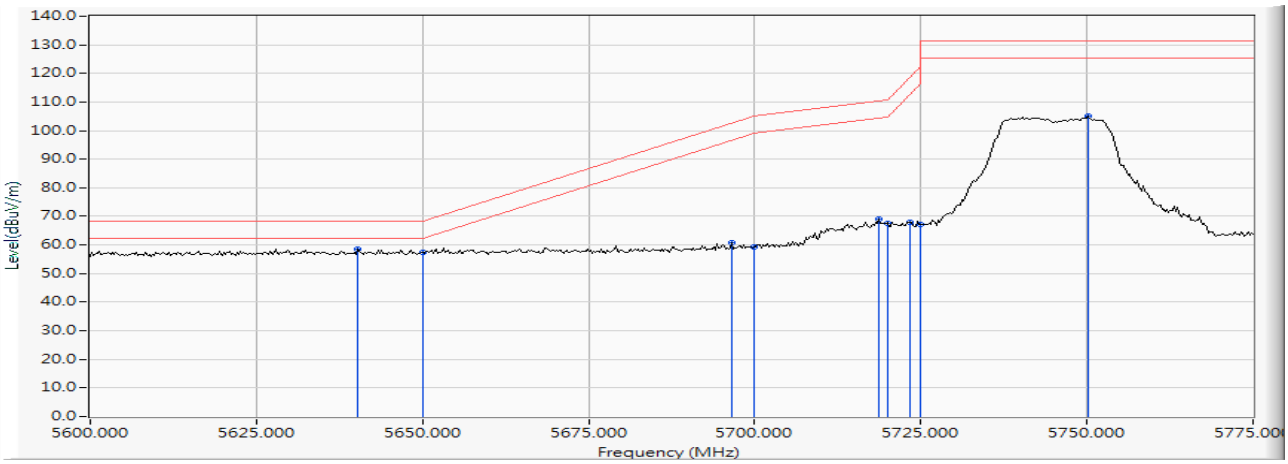

Product : Intel® Wireless-AC 9560
Test Item : Band Edge Data
Test Date : 2018/12/22
Test Mode : Mode 1 SISO A: Transmit (802.11a_6Mbps) -Channel 149 (5745MHz)

RF Radiated Measurement:

	Frequency (MHz)	Correct Factor (dB)	Reading Level (dBµV)	Measure Level (dBµV /m)	Margin (dB)	Limit (dBµV /m)	Result
Vertical	5607.862	16.392	42.244	58.636	-9.584	68.220	Pass
Vertical	5650.000	16.447	41.612	58.059	-10.161	68.220	Pass
Vertical	5700.000	16.502	50.580	67.082	-38.118	105.200	Pass
Vertical	5719.457	16.534	60.280	76.814	-33.834	110.648	Pass
Vertical	5720.000	16.535	58.174	74.709	-36.091	110.800	Pass
Vertical	5723.261	16.541	60.318	76.859	-41.376	118.235	Pass
Vertical	5725.000	16.544	58.380	74.924	-47.276	122.200	Pass
Vertical	5749.384	16.567	96.643	113.210	--	--	--

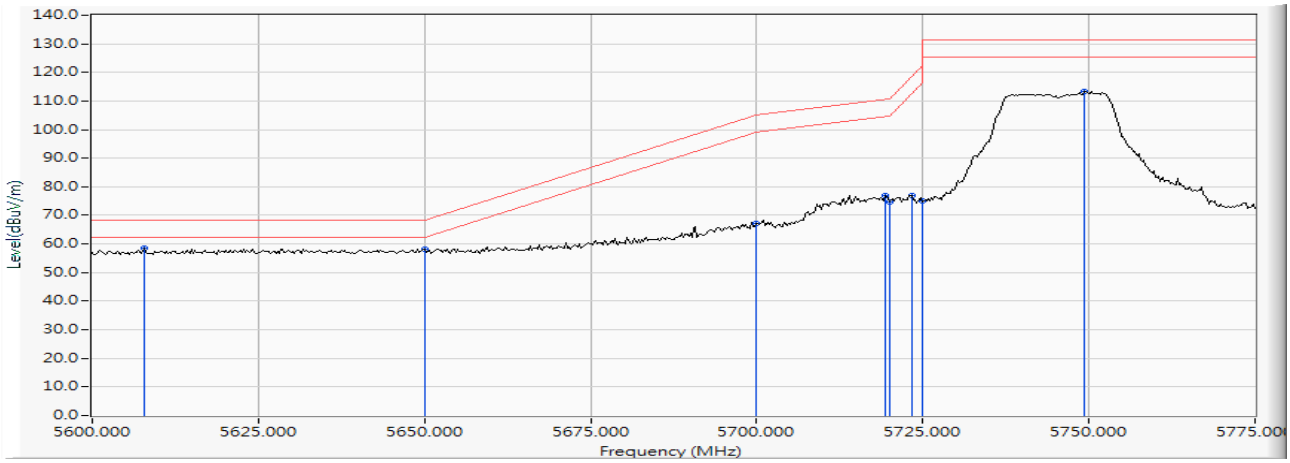

Product : Intel® Wireless-AC 9560
Test Item : Band Edge Data
Test Date : 2018/12/22
Test Mode : Mode 1 SISO A: Transmit (802.11a_6Mbps) -Channel 165 (5825MHz)

RF Radiated Measurement:

	Frequency (MHz)	Correct Factor (dB)	Reading Level (dBµV)	Measure Level (dBµV /m)	Margin (dB)	Limit (dBµV /m)	Result
Horizontal	5829.855	16.719	88.949	105.667	--	--	--
Horizontal	5850.000	16.748	50.063	66.811	-55.389	122.200	Pass
Horizontal	5855.000	16.758	49.114	65.872	-44.928	110.800	Pass
Horizontal	5875.000	16.807	43.912	60.720	-44.480	105.200	Pass
Horizontal	5888.406	16.846	44.230	61.075	-34.205	95.280	Pass
Horizontal	5925.000	16.920	42.741	59.661	-8.539	68.200	Pass
Horizontal	5938.551	16.935	43.897	60.832	-7.368	68.200	Pass
Horizontal	5969.275	20.603	43.550	64.153	-4.067	68.220	Pass

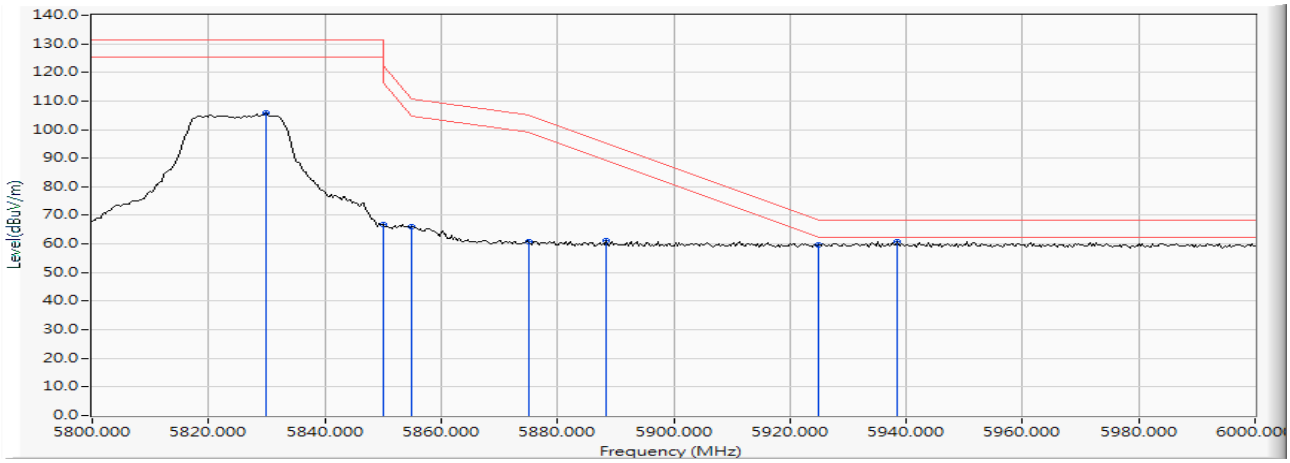

Product : Intel® Wireless-AC 9560
Test Item : Band Edge Data
Test Date : 2018/12/22
Test Mode : Mode 1 SISO A: Transmit (802.11a_6Mbps) - Channel 165 (5825MHz)

RF Radiated Measurement:

	Frequency (MHz)	Correct Factor (dB)	Reading Level (dBµV)	Measure Level (dBµV /m)	Margin (dB)	Limit (dBµV /m)	Result
Vertical	5830.145	16.719	97.929	114.648	--	--	--
Vertical	5850.000	16.748	57.267	74.015	-48.185	122.200	Pass
Vertical	5853.043	16.754	57.703	74.457	-40.805	115.262	Pass
Vertical	5855.000	16.758	57.100	73.858	-36.942	110.800	Pass
Vertical	5875.000	16.807	48.261	65.069	-40.131	105.200	Pass
Vertical	5878.841	16.818	49.055	65.873	-36.485	102.358	Pass
Vertical	5925.000	16.920	42.885	59.805	-8.395	68.200	Pass
Vertical	5978.841	17.019	44.183	61.201	-6.999	68.200	Pass

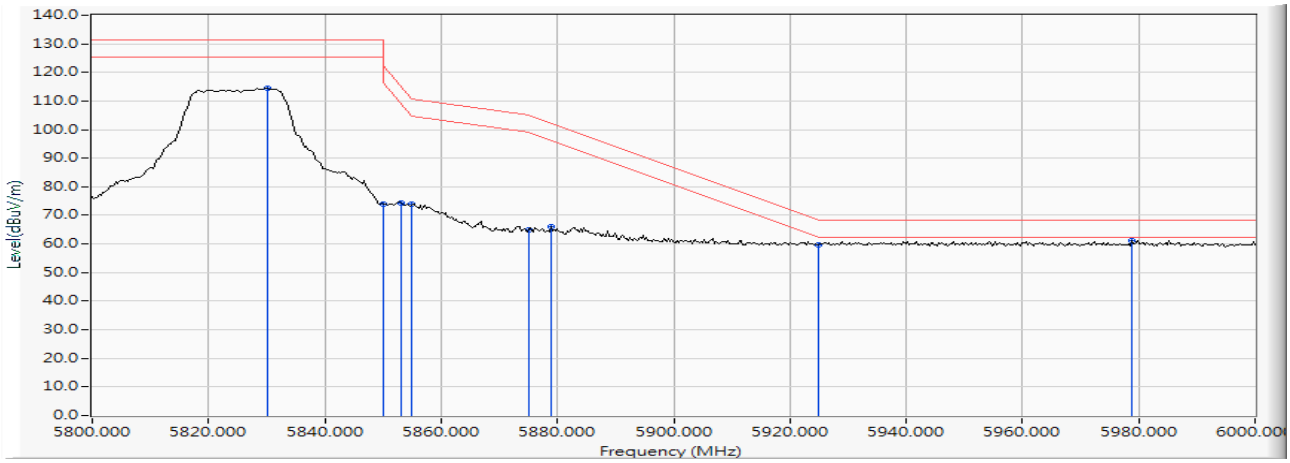

Product : Intel® Wireless-AC 9560
Test Item : Band Edge Data
Test Date : 2018/12/22
Test Mode : Mode 1 SISO A: Transmit (802.11n-20BW_7.2Mbps) -Channel 36 (5180MHz)

RF Radiated Measurement (Horizontal):

Channel No.	Frequency (MHz)	Correct Factor (dB)	Reading Level (dBμV)	Emission Level (dBμV/m)	Peak Limit (dBμV/m)	Average Limit (dBμV/m)	Result
36 (Peak)	5147.101	15.291	50.190	65.481	74.00	54.00	Pass
36 (Peak)	5150.000	15.307	50.085	65.392	74.00	54.00	Pass
36 (Peak)	5173.478	15.363	88.234	103.597	--	--	--
36 (Average)	5150.000	15.307	28.456	43.763	74.00	54.00	Pass
36 (Average)	5172.753	15.359	76.928	92.288	--	--	--

Figure Channel 36: Horizontal (Peak)

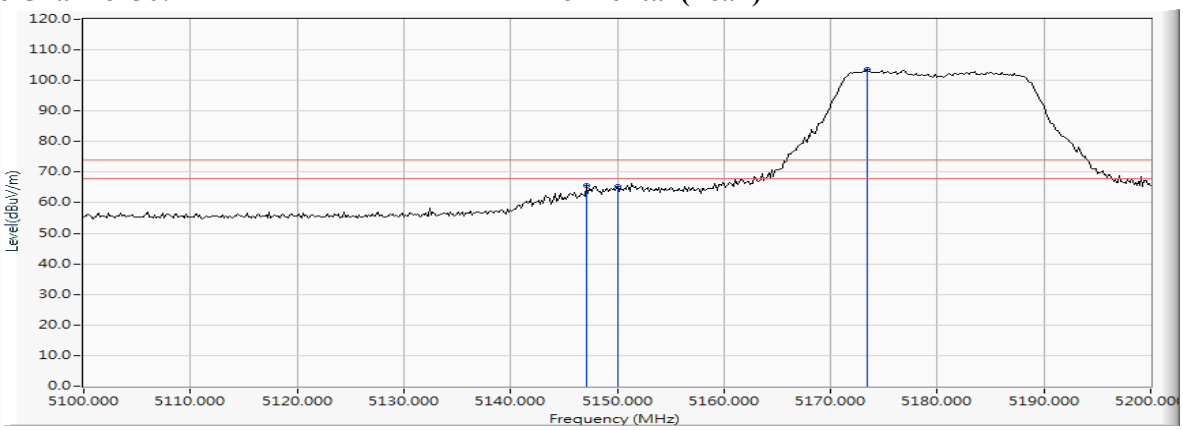

Figure Channel 36: Horizontal (Average)

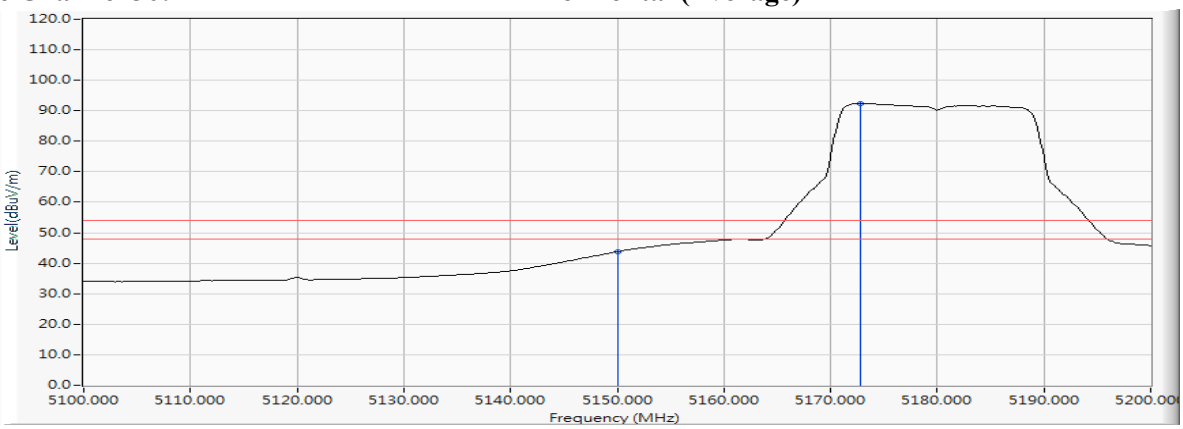

Note:

1. All readings above 1GHz are performed with peak and/or average measurements as necessary.
2. Measurement Level = Reading Level + Correct Factor.
3. The average measurement was not performed when the peak measured data under the limit of average detection.

Product : Intel® Wireless-AC 9560
Test Item : Band Edge Data
Test Date : 2018/12/22
Test Mode : Mode 1 SISO A: Transmit (802.11n-20BW_7.2Mbps) -Channel 36 (5180MHz)

RF Radiated Measurement (Vertical):

Channel No.	Frequency (MHz)	Correct Factor (dB)	Reading Level (dBμV)	Emission Level (dBμV/m)	Peak Limit (dBμV/m)	Average Limit (dBμV/m)	Result
36 (Peak)	5145.942	15.284	57.658	72.942	74.00	54.00	Pass
36 (Peak)	5150.000	15.307	56.201	71.508	74.00	54.00	Pass
36 (Peak)	5174.638	15.368	96.707	112.075	--	--	--
36 (Average)	5150.000	15.307	36.613	51.920	74.00	54.00	Pass
36 (Average)	5173.333	15.363	85.562	100.925	--	--	--

Figure Channel 36: Vertical (Peak)

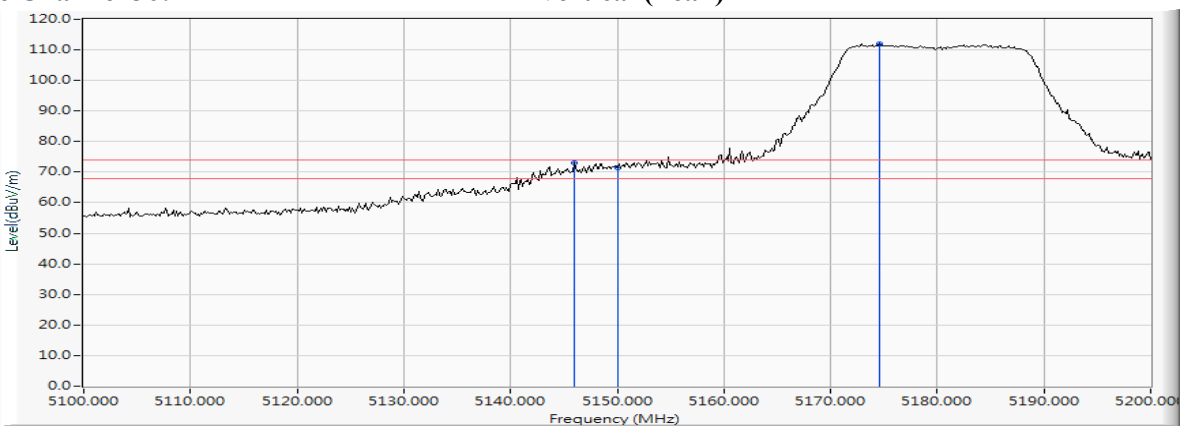

Figure Channel 36: Vertical (Average)

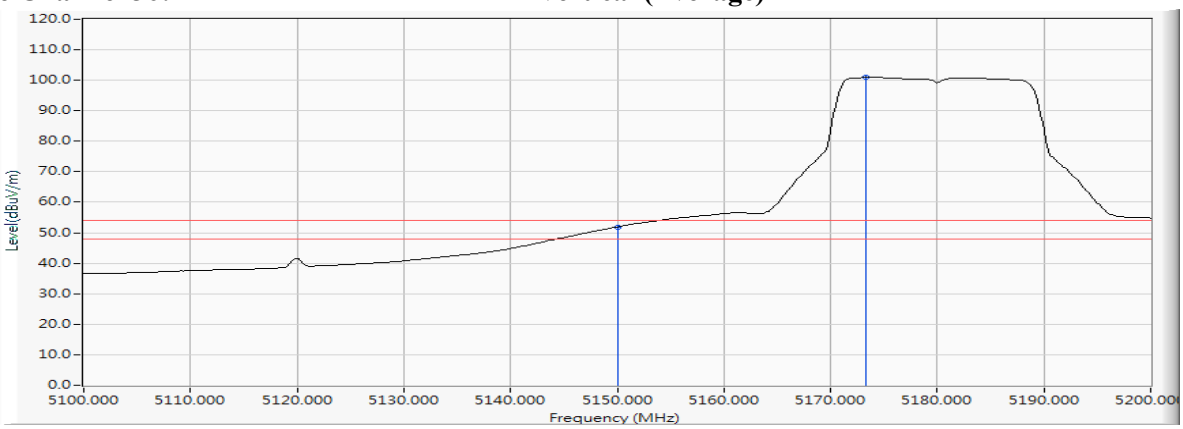

Note:

1. All readings above 1GHz are performed with peak and/or average measurements as necessary.
2. Measurement Level = Reading Level + Correct Factor.
3. The average measurement was not performed when the peak measured data under the limit of average detection.

Product : Intel® Wireless-AC 9560
Test Item : Band Edge Data
Test Date : 2018/12/22
Test Mode : Mode 1 SISO A: Transmit (802.11n-20BW_7.2Mbps) -Channel 64 (5320MHz)

RF Radiated Measurement (Horizontal):

Channel No.	Frequency (MHz)	Correct Factor (dB)	Reading Level (dBμV)	Emission Level (dBμV/m)	Peak Limit (dBμV/m)	Average Limit (dBμV/m)	Result
64 (Peak)	5315.652	15.835	83.093	98.929	--	--	--
64 (Peak)	5350.000	15.912	39.966	55.878	74.00	54.00	Pass
64 (Peak)	5387.681	16.016	41.641	57.657	74.00	54.00	Pass
64 (Average)	5313.623	15.829	72.272	88.101	--	--	--
64 (Average)	5350.000	15.912	19.434	35.346	74.00	54.00	Pass

Figure Channel 64: Horizontal (Peak)

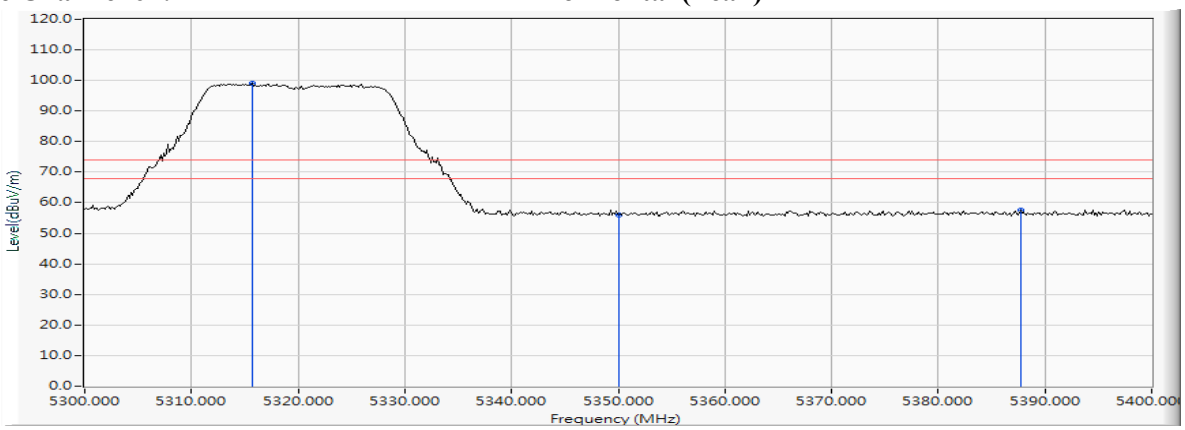

Figure Channel 64: Horizontal (Average)

Note:

1. All readings above 1GHz are performed with peak and/or average measurements as necessary.
2. Measurement Level = Reading Level + Correct Factor.
3. The average measurement was not performed when the peak measured data under the limit of average detection.

Product : Intel® Wireless-AC 9560
Test Item : Band Edge Data
Test Date : 2018/12/22
Test Mode : Mode 1 SISO A: Transmit (802.11n-20BW_7.2Mbps) -Channel 64 (5320MHz)

RF Radiated Measurement (Vertical):

Channel No.	Frequency (MHz)	Correct Factor (dB)	Reading Level (dBμV)	Emission Level (dBμV/m)	Peak Limit (dBμV/m)	Average Limit (dBμV/m)	Result
64 (Peak)	5324.928	15.866	94.895	110.761	--	--	--
64 (Peak)	5350.000	15.912	43.580	59.492	74.00	54.00	Pass
64 (Peak)	5353.478	15.923	45.595	61.518	74.00	54.00	Pass
64 (Average)	5325.217	15.866	83.659	99.525	--	--	--
64 (Average)	5350.000	15.912	27.364	43.276	74.00	54.00	Pass

Figure Channel 64: Vertical (Peak)

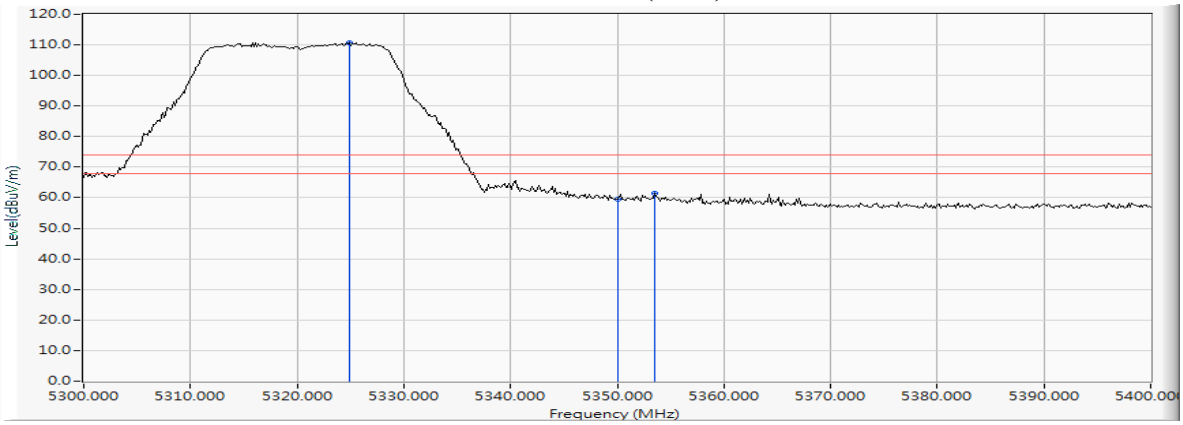

Figure Channel 64: Vertical (Average)

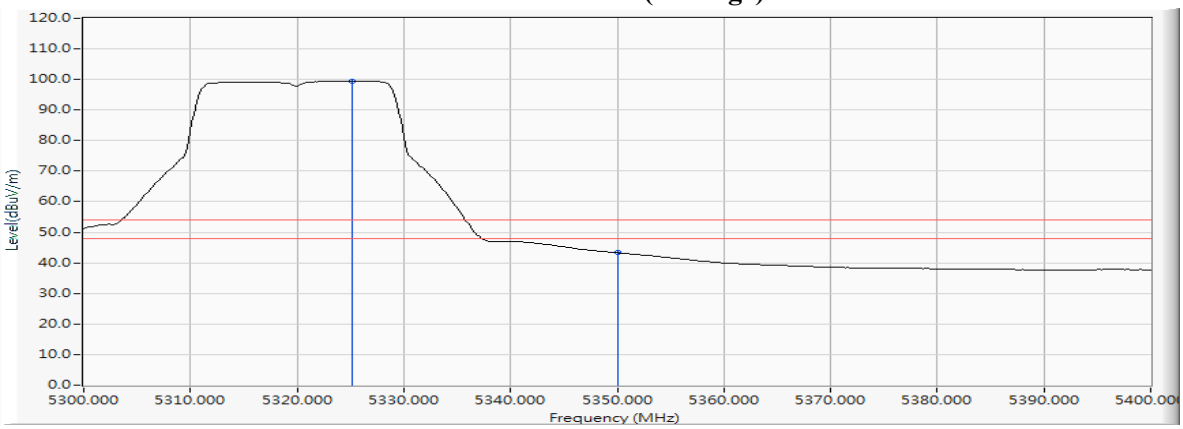

Note:

1. All readings above 1GHz are performed with peak and/or average measurements as necessary.
2. Measurement Level = Reading Level + Correct Factor.
3. The average measurement was not performed when the peak measured data under the limit of average detection.

Product : Intel® Wireless-AC 9560
Test Item : Band Edge Data
Test Date : 2018/12/22
Test Mode : Mode 1 SISO A: Transmit (802.11n-20BW_7.2Mbps) -Channel 100 (5500MHz)

RF Radiated Measurement (Horizontal):

Channel No.	Frequency (MHz)	Correct Factor (dB)	Reading Level (dBμV)	Emission Level (dBμV/m)	Peak Limit (dBμV/m)	Average Limit (dBμV/m)	Result
100 (Peak)	5412.029	16.058	41.527	57.585	74.00	54.00	Pass
100 (Peak)	5460.000	16.185	39.752	55.937	74.00	54.00	Pass
100 (Peak)	5493.333	16.261	83.052	99.313	--	--	--
100 (Average)	5460.000	16.185	19.093	35.278	74.00	54.00	Pass
100 (Average)	5505.362	16.272	71.955	88.228	--	--	--

Figure Channel 100: Horizontal (Peak)

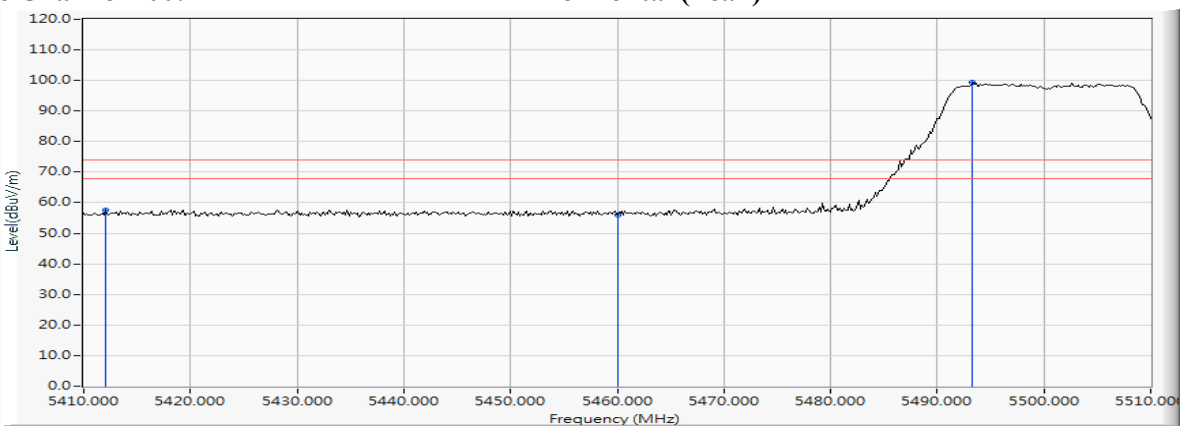

Figure Channel 100: Horizontal (Average)

Note:

1. All readings above 1GHz are performed with peak and/or average measurements as necessary.
2. Measurement Level = Reading Level + Correct Factor.
3. The average measurement was not performed when the peak measured data under the limit of average detection.

Product : Intel® Wireless-AC 9560
Test Item : Band Edge Data
Test Date : 2018/12/22
Test Mode : Mode 1 SISO A: Transmit (802.11n-20BW_7.2Mbps) -Channel 100 (5500MHz)

RF Radiated Measurement (Vertical):

Channel No.	Frequency (MHz)	Correct Factor (dB)	Reading Level (dBμV)	Emission Level (dBμV/m)	Peak Limit (dBμV/m)	Average Limit (dBμV/m)	Result
100 (Peak)	5458.406	16.183	44.115	60.297	74.00	54.00	Pass
100 (Peak)	5460.000	16.185	42.300	58.485	74.00	54.00	Pass
100 (Peak)	5494.783	16.263	96.276	112.539	--	--	--
100 (Average)	5460.000	16.185	24.256	40.441	74.00	54.00	Pass
100 (Average)	5494.638	16.262	84.667	100.930	--	--	--

Figure Channel 100: Vertical (Peak)

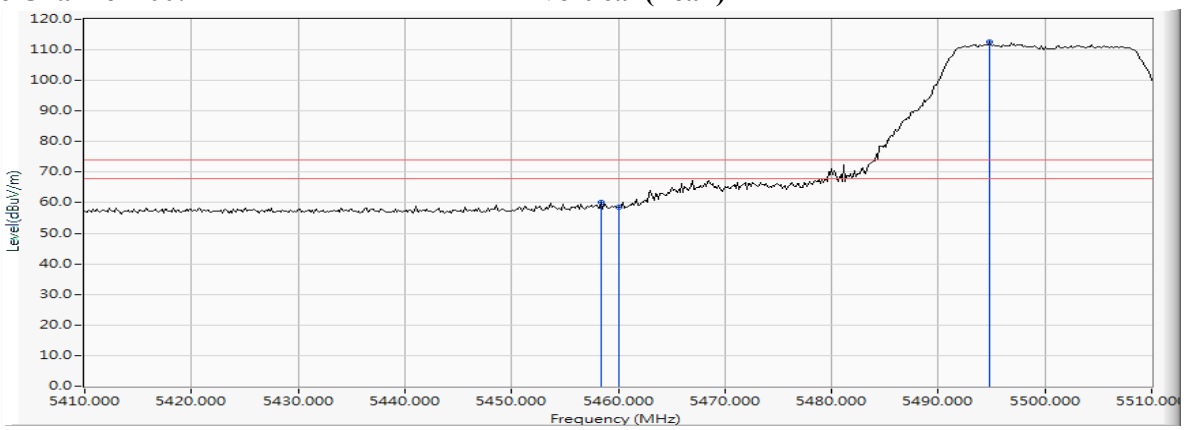

Figure Channel 100: Vertical (Average)

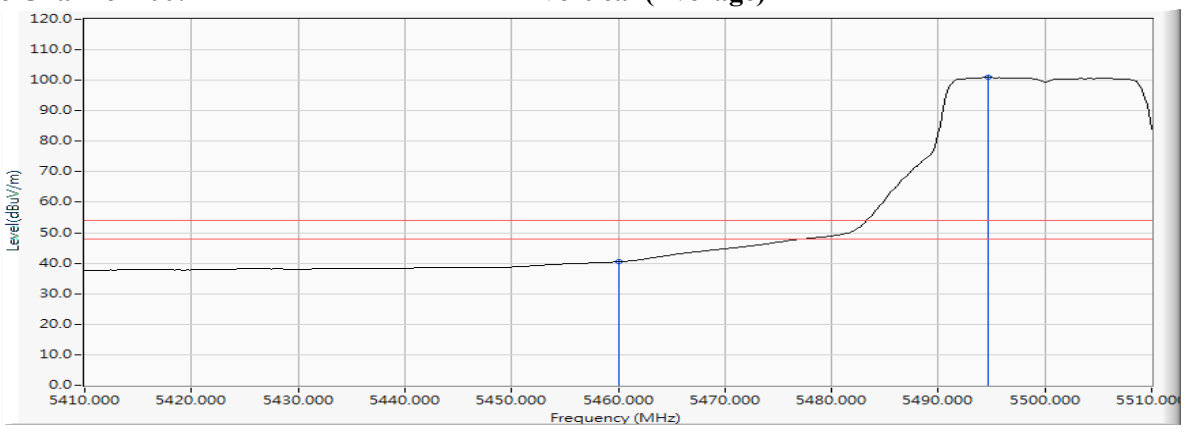

Note:

1. All readings above 1GHz are performed with peak and/or average measurements as necessary.
2. Measurement Level = Reading Level + Correct Factor.
3. The average measurement was not performed when the peak measured data under the limit of average detection.

Product : Intel® Wireless-AC 9560
Test Item : Band Edge Data
Test Date : 2018/12/22
Test Mode : Mode 1 SISO A: Transmit (802.11n-20BW_7.2Mbps) -Channel 100 (5500MHz)

RF Radiated Measurement:

	Frequency (MHz)	Correct Factor (dB)	Reading Level (dBµV)	Measure Level (dBµV /m)	Margin (dB)	Limit (dBµV /m)	Result
Horizontal	5466.667	16.194	42.195	58.389	-9.831	68.220	Pass
Horizontal	5470.000	16.200	40.518	56.718	-11.502	68.220	Pass
Horizontal	5497.101	16.267	83.198	99.464	--	--	--

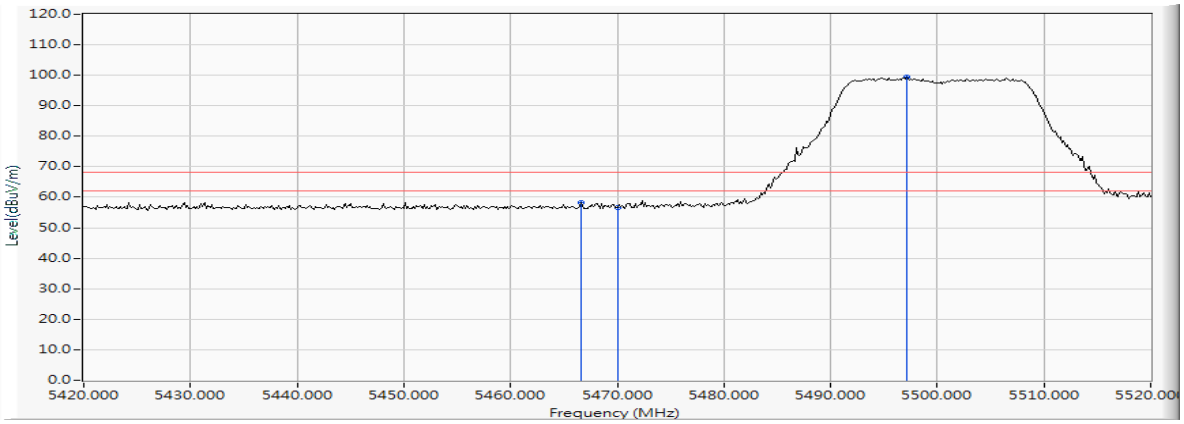

	Frequency (MHz)	Correct Factor (dB)	Reading Level (dBµV)	Measure Level (dBµV /m)	Margin (dB)	Limit (dBµV /m)	Result
Vertical	5468.986	16.198	50.671	66.869	-1.351	68.220	Pass
Vertical	5470.000	16.200	49.072	65.272	-2.948	68.220	Pass
Vertical	5494.493	16.262	96.007	112.270	--	--	--

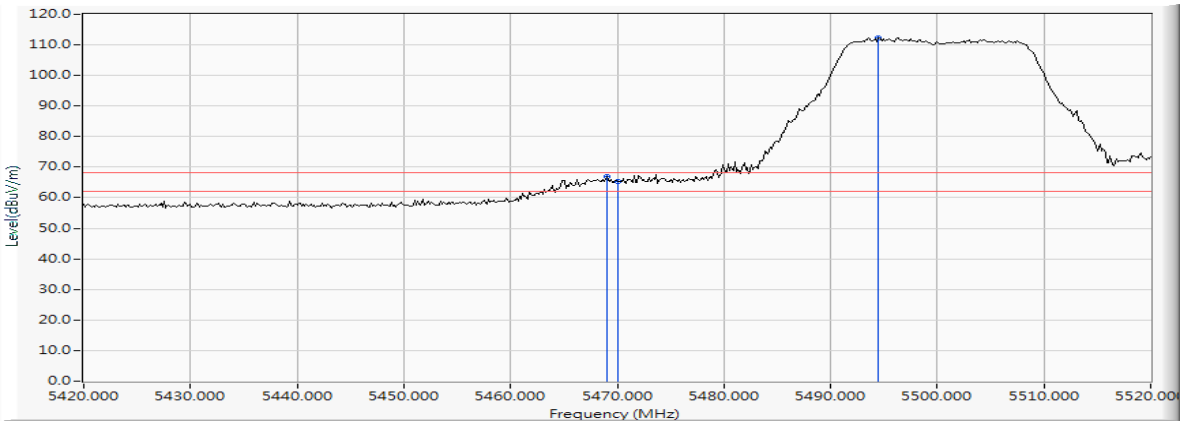

Product : Intel® Wireless-AC 9560
Test Item : Band Edge Data
Test Date : 2018/12/22
Test Mode : Mode 1 SISO A: Transmit (802.11n-20BW_7.2Mbps) -Channel 140 (5700MHz)

RF Radiated Measurement:

	Frequency (MHz)	Correct Factor (dB)	Reading Level (dBµV)	Measure Level (dBµV /m)	Margin (dB)	Limit (dBµV /m)	Result
Horizontal	5705.435	16.509	85.121	101.630	--	--	--
Horizontal	5725.000	16.544	41.409	57.953	-10.267	68.220	Pass
Horizontal	5726.449	16.548	43.830	60.377	-7.843	68.220	Pass

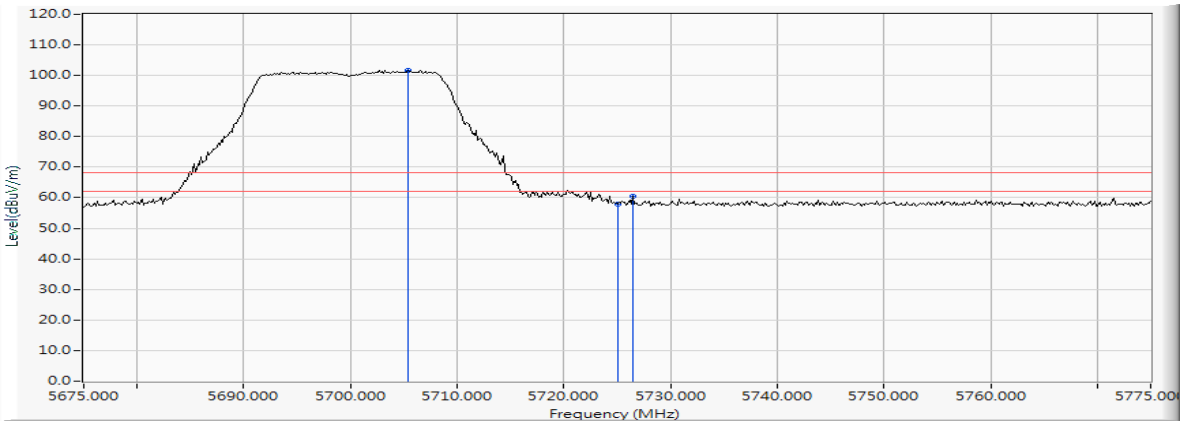

	Frequency (MHz)	Correct Factor (dB)	Reading Level (dBµV)	Measure Level (dBµV /m)	Margin (dB)	Limit (dBµV /m)	Result
Vertical	5704.855	16.508	97.148	113.656	--	--	--
Vertical	5725.000	16.544	50.192	66.736	-1.484	68.220	Pass
Vertical	5731.667	16.550	51.332	67.882	-0.338	68.220	Pass

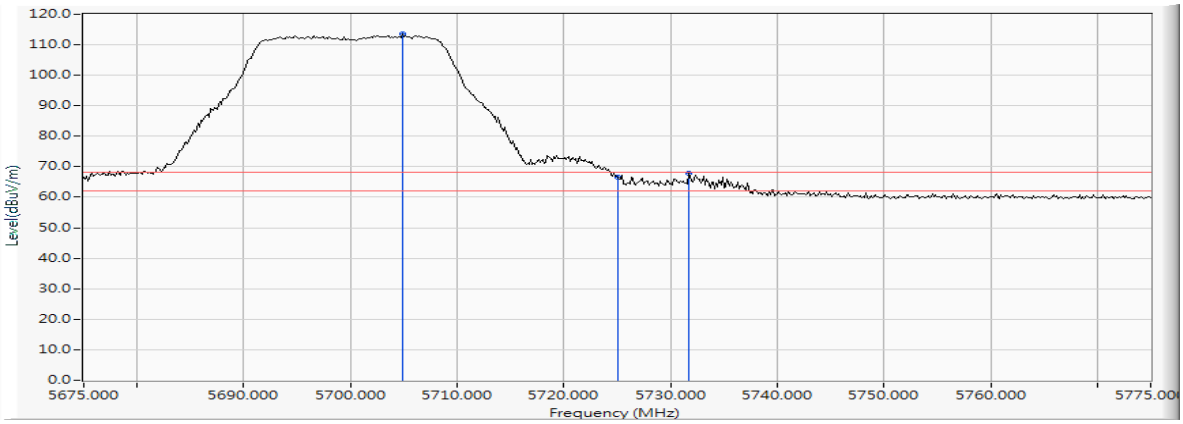

Product : Intel® Wireless-AC 9560
Test Item : Band Edge Data
Test Date : 2018/12/22
Test Mode : Mode 1 SISO A: Transmit (802.11n-20BW_7.2Mbps) -Channel 149 (5745MHz)

RF Radiated Measurement:

	Frequency (MHz)	Correct Factor (dB)	Reading Level (dBµV)	Measure Level (dBµV /m)	Margin (dB)	Limit (dBµV /m)	Result
Horizontal	5633.478	16.410	42.455	58.865	-9.355	68.220	Pass
Horizontal	5650.000	16.447	41.412	57.859	-10.361	68.220	Pass
Horizontal	5697.899	16.499	44.645	61.144	-42.502	103.646	Pass
Horizontal	5700.000	16.502	43.711	60.213	-44.987	105.200	Pass
Horizontal	5713.116	16.522	52.648	69.170	-39.702	108.872	Pass
Horizontal	5720.000	16.535	51.237	67.772	-43.028	110.800	Pass
Horizontal	5723.768	16.542	53.089	69.631	-49.760	119.391	Pass
Horizontal	5725.000	16.544	52.264	68.808	-53.392	122.200	Pass
Horizontal	5750.145	16.568	88.615	105.183	--	--	--

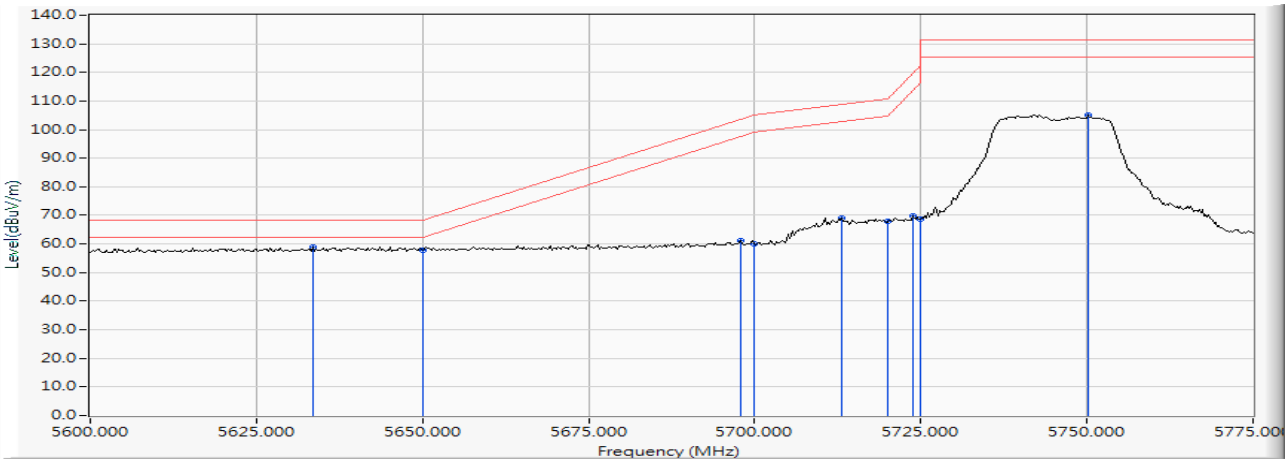

Product : Intel® Wireless-AC 9560
Test Item : Band Edge Data
Test Date : 2018/12/22
Test Mode : Mode 1 SISO A: Transmit (802.11n-20BW_7.2Mbps) -Channel 149 (5745MHz)

RF Radiated Measurement:

	Frequency (MHz)	Correct Factor (dB)	Reading Level (dBµV)	Measure Level (dBµV /m)	Margin (dB)	Limit (dBµV /m)	Result
Vertical	5617.500	16.404	43.463	59.867	-8.353	68.220	Pass
Vertical	5650.000	16.447	41.621	58.068	-10.152	68.220	Pass
Vertical	5699.420	16.501	53.864	70.365	-34.406	104.771	Pass
Vertical	5700.000	16.502	52.071	68.573	-36.627	105.200	Pass
Vertical	5716.667	16.528	62.909	79.438	-30.429	109.867	Pass
Vertical	5720.000	16.535	62.405	78.940	-31.860	110.800	Pass
Vertical	5724.022	16.543	63.208	79.750	-40.220	119.970	Pass
Vertical	5725.000	16.544	61.779	78.323	-43.877	122.200	Pass
Vertical	5739.747	16.556	96.748	113.304	--	--	--

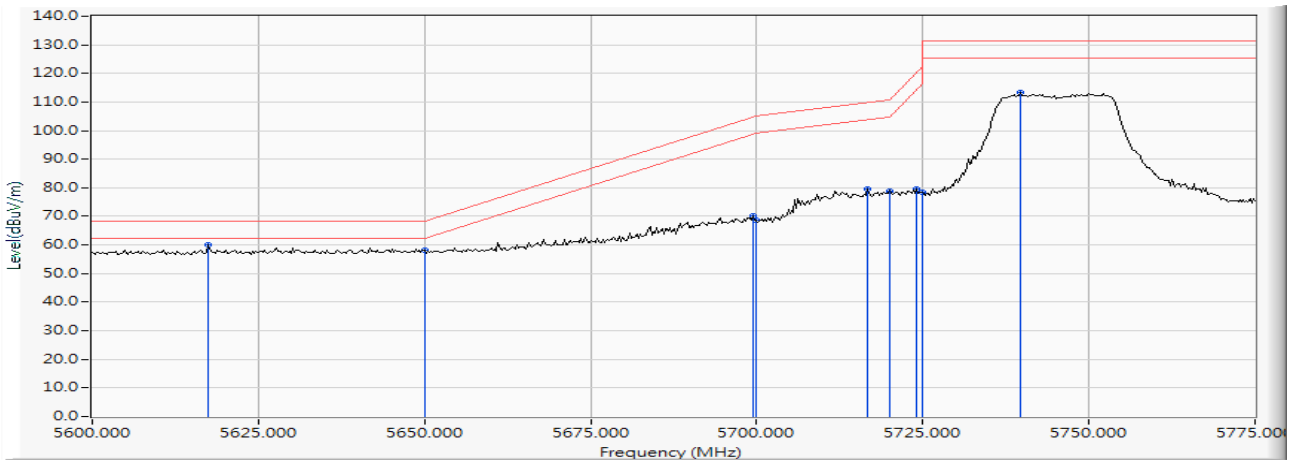

Product : Intel® Wireless-AC 9560
Test Item : Band Edge Data
Test Date : 2018/12/22
Test Mode : Mode 1 SISO A: Transmit (802.11n-20BW_7.2Mbps) -Channel 165 (5825MHz)

RF Radiated Measurement:

	Frequency (MHz)	Correct Factor (dB)	Reading Level (dBµV)	Measure Level (dBµV /m)	Margin (dB)	Limit (dBµV /m)	Result
Horizontal	5819.710	16.704	88.279	104.983	--	--	--
Horizontal	5850.000	16.748	49.981	66.729	-55.471	122.200	Pass
Horizontal	5855.000	16.758	49.200	65.958	-44.842	110.800	Pass
Horizontal	5855.072	16.758	49.390	66.148	-44.632	110.780	Pass
Horizontal	5875.000	16.807	42.789	59.597	-45.603	105.200	Pass
Horizontal	5893.333	16.852	44.409	61.260	-30.374	91.634	Pass
Horizontal	5925.000	16.920	42.382	59.302	-8.898	68.200	Pass
Horizontal	5926.087	16.921	43.686	60.607	-7.593	68.200	Pass

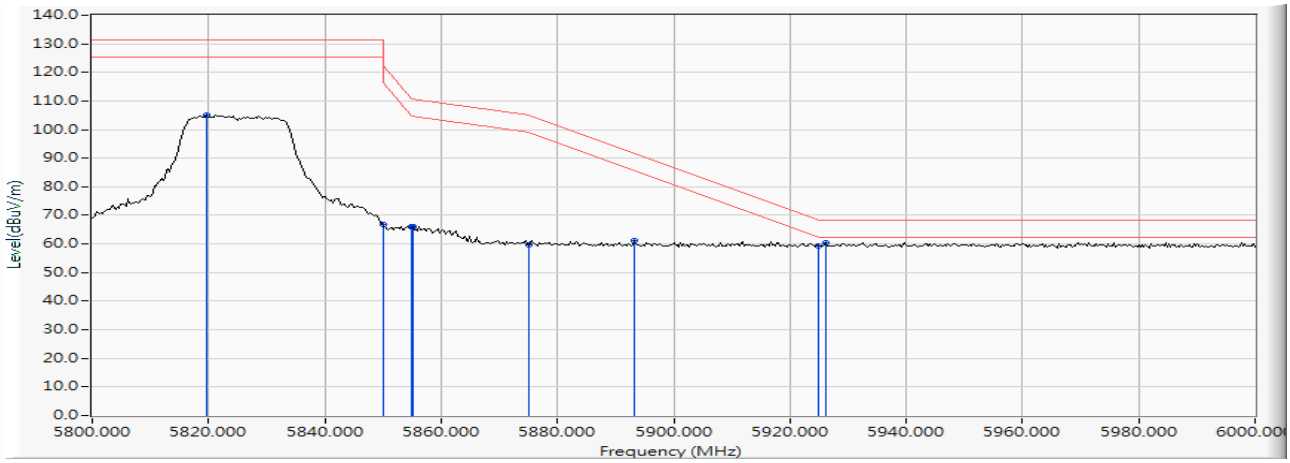

Product : Intel® Wireless-AC 9560
Test Item : Band Edge Data
Test Date : 2018/12/22
Test Mode : Mode 1 SISO A: Transmit (802.11n-20BW_7.2Mbps) -Channel 165 (5825MHz)

RF Radiated Measurement:

	Frequency (MHz)	Correct Factor (dB)	Reading Level (dBµV)	Measure Level (dBµV /m)	Margin (dB)	Limit (dBµV /m)	Result
Vertical	5830.145	16.719	97.283	114.002	--	--	--
Vertical	5850.000	16.748	57.687	74.435	-47.765	122.200	Pass
Vertical	5855.000	16.758	55.603	72.361	-38.439	110.800	Pass
Vertical	5856.522	16.761	57.651	74.413	-35.961	110.374	Pass
Vertical	5875.000	16.807	46.695	63.503	-41.697	105.200	Pass
Vertical	5883.768	16.832	47.277	64.109	-34.603	98.712	Pass
Vertical	5925.000	16.920	42.361	59.281	-8.919	68.200	Pass
Vertical	5998.261	17.050	43.477	60.527	-7.673	68.200	Pass

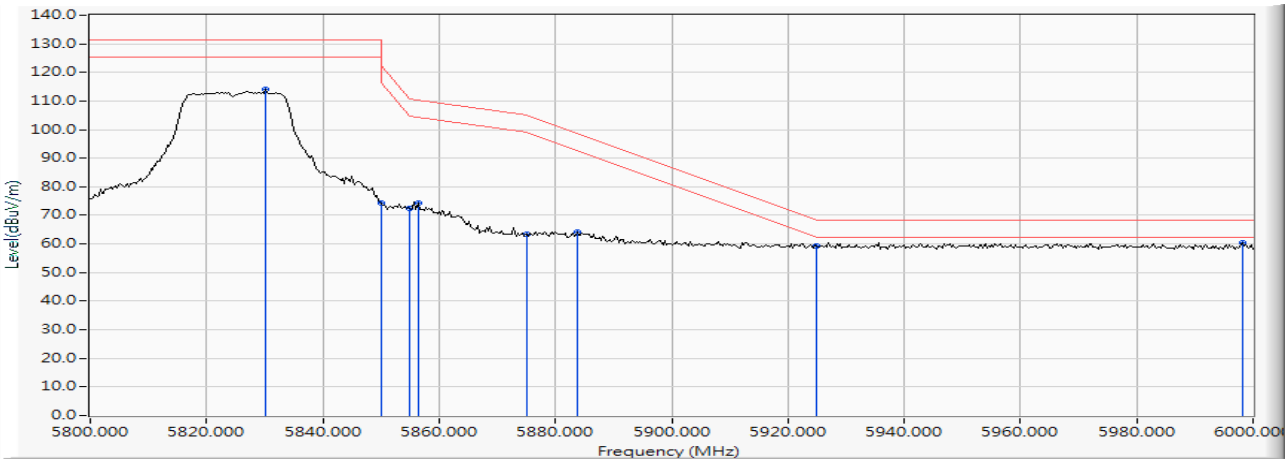

Product : Intel® Wireless-AC 9560
Test Item : Band Edge Data
Test Date : 2018/12/22
Test Mode : Mode 1 SISO A: Transmit (802.11n-40BW_15Mbps) -Channel 38 (5190MHz)

RF Radiated Measurement (Horizontal):

Channel No.	Frequency (MHz)	Correct Factor (dB)	Reading Level (dBμV)	Emission Level (dBμV/m)	Peak Limit (dBμV/m)	Average Limit (dBμV/m)	Result
38 (Peak)	5149.710	15.305	44.160	59.465	74.00	54.00	Pass
38 (Peak)	5150.000	15.307	43.445	58.752	74.00	54.00	Pass
38 (Peak)	5182.754	15.404	84.640	100.044	--	--	--
38 (Average)	5150.000	15.307	23.549	38.856	74.00	54.00	Pass
38 (Average)	5184.058	15.410	72.903	88.313	--	--	--

Figure Channel 38: Horizontal (Peak)

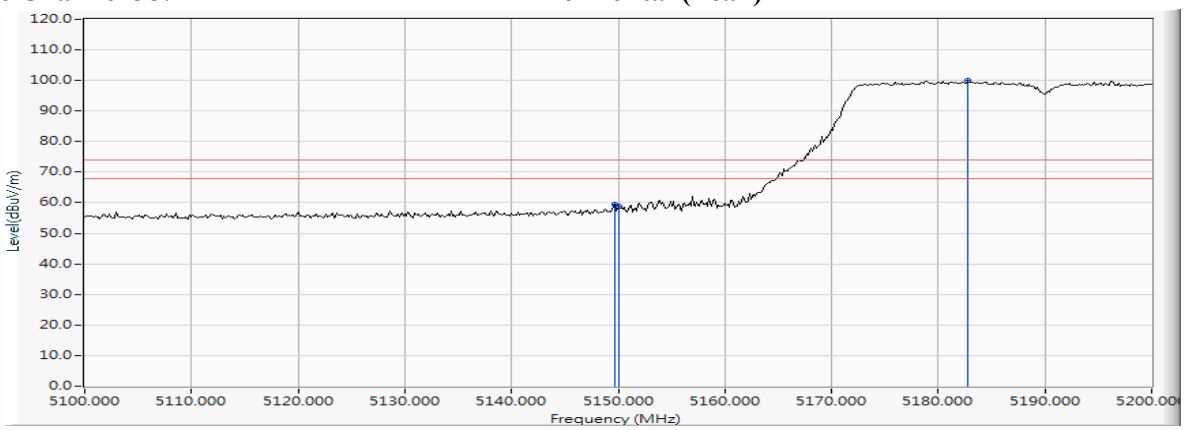

Figure Channel 38: Horizontal (Average)

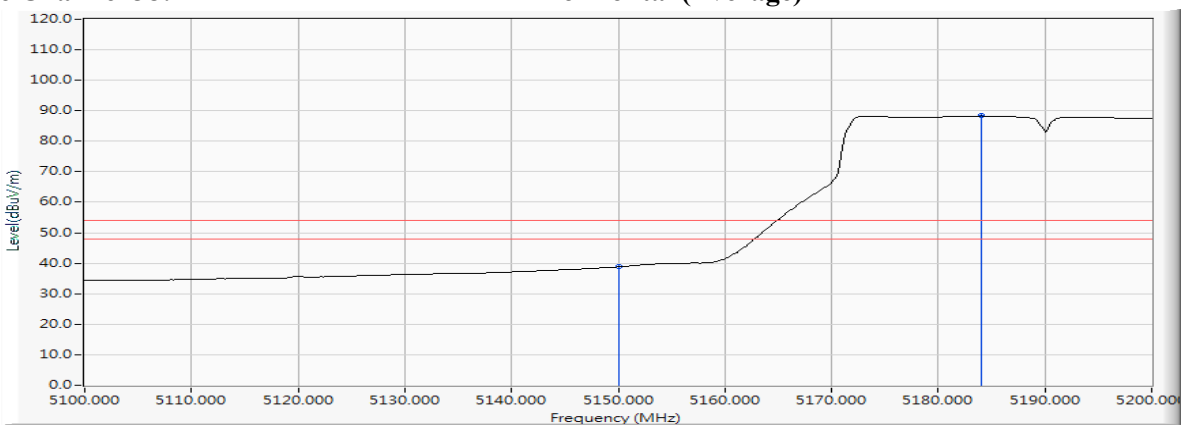

Note:

1. All readings above 1GHz are performed with peak and/or average measurements as necessary.
2. Measurement Level = Reading Level + Correct Factor.
3. The average measurement was not performed when the peak measured data under the limit of average detection.

Product : Intel® Wireless-AC 9560
Test Item : Band Edge Data
Test Date : 2018/12/22
Test Mode : Mode 1 SISO A: Transmit (802.11n-40BW_15Mbps) -Channel 38 (5190MHz)

RF Radiated Measurement (Vertical):

Channel No.	Frequency (MHz)	Correct Factor (dB)	Reading Level (dBμV)	Emission Level (dBμV/m)	Peak Limit (dBμV/m)	Average Limit (dBμV/m)	Result
38 (Peak)	5149.855	15.307	52.958	68.264	74.00	54.00	Pass
38 (Peak)	5150.000	15.307	50.655	65.962	74.00	54.00	Pass
38 (Peak)	5176.667	15.378	93.622	108.999	--	--	--
38 (Average)	5150.000	15.307	31.933	47.240	74.00	54.00	Pass
38 (Average)	5173.768	15.364	81.262	96.626	--	--	--

Figure Channel 38: Vertical (Peak)

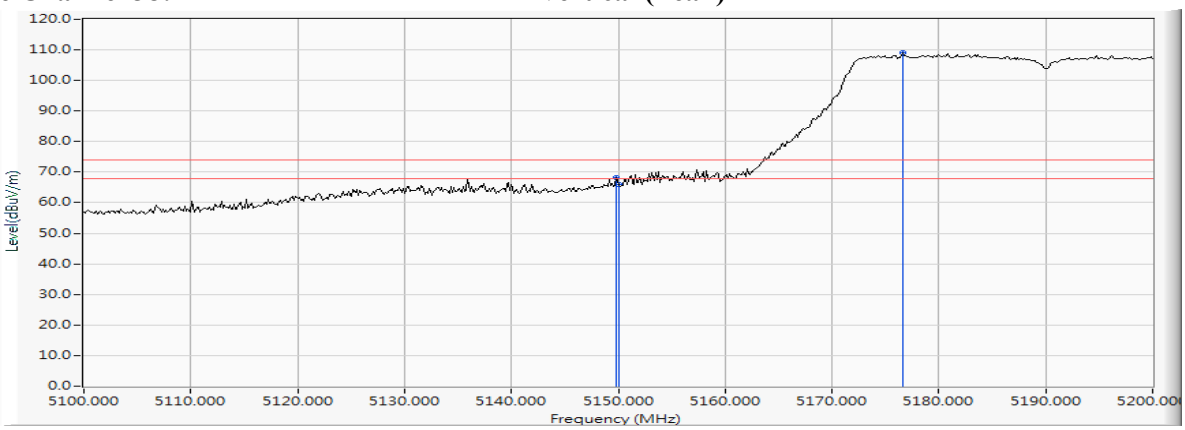

Figure Channel 38: Vertical (Average)

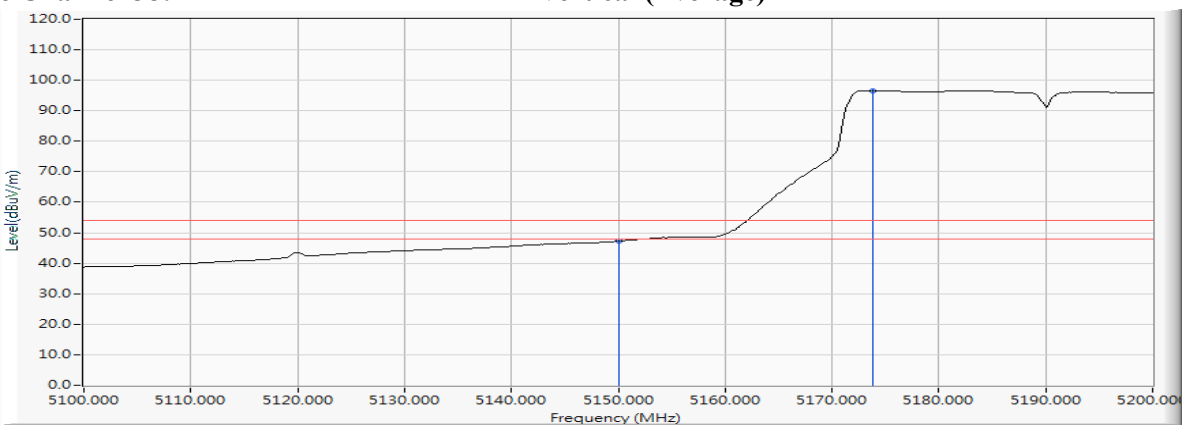

Note:

1. All readings above 1GHz are performed with peak and/or average measurements as necessary.
2. Measurement Level = Reading Level + Correct Factor.
3. The average measurement was not performed when the peak measured data under the limit of average detection.

Product : Intel® Wireless-AC 9560
Test Item : Band Edge Data
Test Date : 2018/12/22
Test Mode : Mode 1 SISO A: Transmit (802.11n-40BW_15Mbps) -Channel 62 (5310MHz)

RF Radiated Measurement (Horizontal):

Channel No.	Frequency (MHz)	Correct Factor (dB)	Reading Level (dBμV)	Emission Level (dBμV/m)	Peak Limit (dBμV/m)	Average Limit (dBμV/m)	Result
62 (Peak)	5300.000	15.796	79.475	95.271	--	--	--
62 (Peak)	5350.000	15.912	39.921	55.833	74.00	54.00	Pass
62 (Peak)	5376.667	15.990	41.734	57.725	74.00	54.00	Pass
62 (Average)	5301.304	15.800	67.956	83.755	--	--	--
62 (Average)	5350.000	15.912	19.590	35.502	74.00	54.00	Pass

Figure Channel 62: Horizontal (Peak)

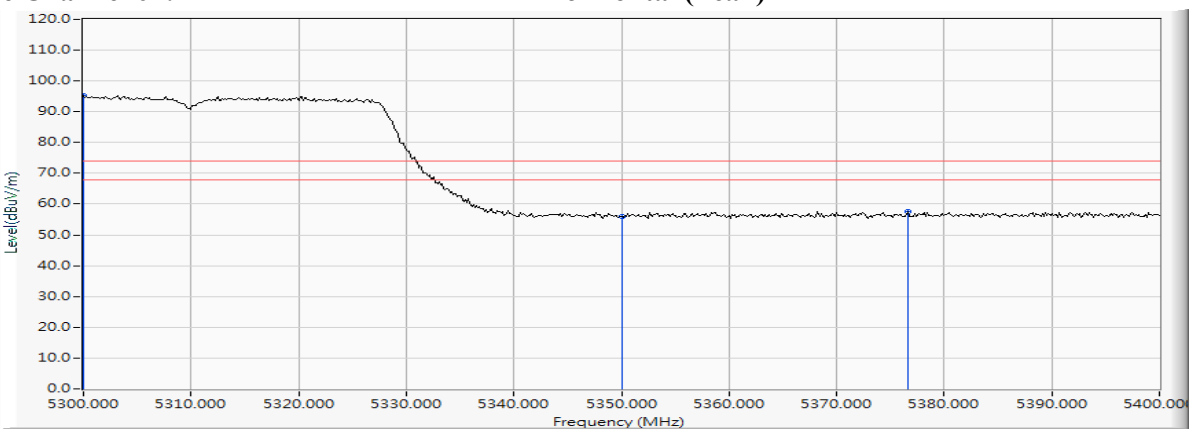

Figure Channel 62: Horizontal (Average)

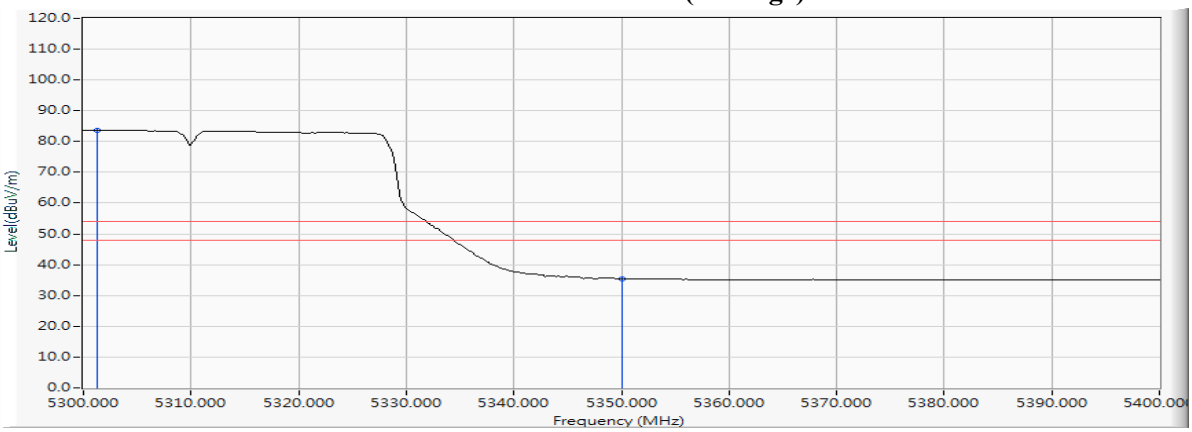

Note:

1. All readings above 1GHz are performed with peak and/or average measurements as necessary.
2. Measurement Level = Reading Level + Correct Factor.
3. The average measurement was not performed when the peak measured data under the limit of average detection.

Product : Intel® Wireless-AC 9560
Test Item : Band Edge Data
Test Date : 2018/12/22
Test Mode : Mode 1 SISO A: Transmit (802.11n-40BW_15Mbps) -Channel 62 (5310MHz)

RF Radiated Measurement (Vertical):

Channel No.	Frequency (MHz)	Correct Factor (dB)	Reading Level (dBμV)	Emission Level (dBμV/m)	Peak Limit (dBμV/m)	Average Limit (dBμV/m)	Result
62 (Peak)	5324.058	15.863	90.414	106.277	--	--	--
62 (Peak)	5350.000	15.912	43.037	58.949	74.00	54.00	Pass
62 (Peak)	5364.783	15.959	43.957	59.916	74.00	54.00	Pass
62 (Average)	5313.333	15.829	78.379	94.207	--	--	--
62 (Average)	5350.000	15.912	26.075	41.987	74.00	54.00	Pass

Figure Channel 62: Vertical (Peak)

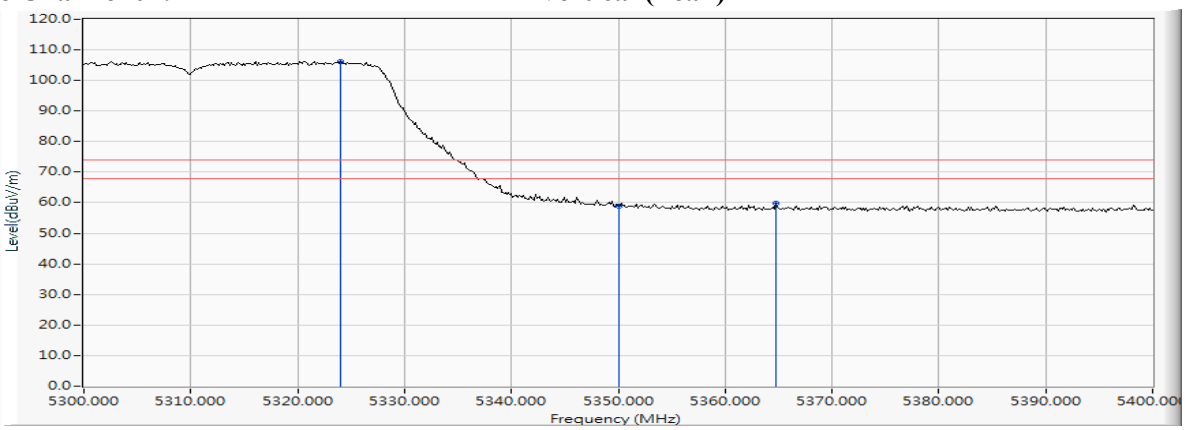

Figure Channel 62: Vertical (Average)

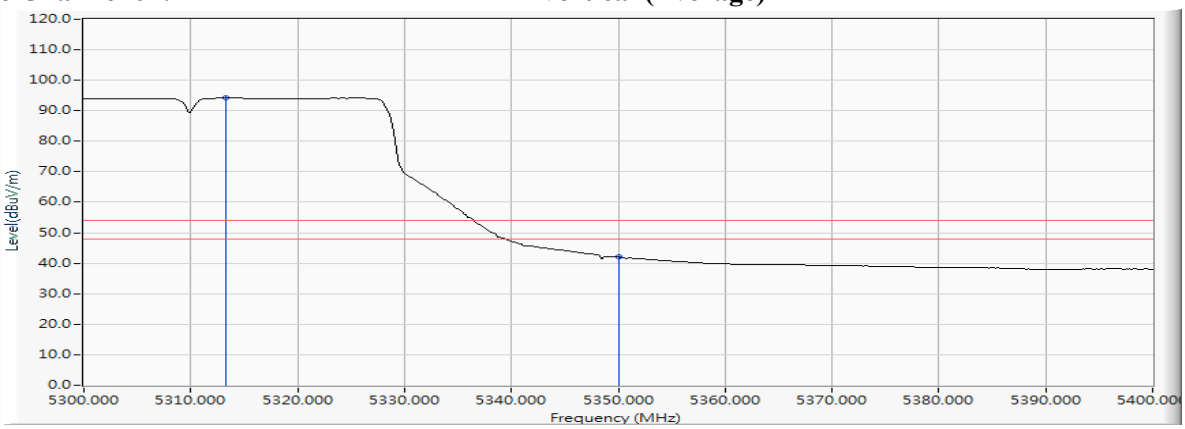

Note:

1. All readings above 1GHz are performed with peak and/or average measurements as necessary.
2. Measurement Level = Reading Level + Correct Factor.
3. The average measurement was not performed when the peak measured data under the limit of average detection.

Product : Intel® Wireless-AC 9560
Test Item : Band Edge Data
Test Date : 2018/12/22
Test Mode : Mode 1 SISO A: Transmit (802.11n-40BW_15Mbps) -Channel 102 (5510MHz)

RF Radiated Measurement (Horizontal):

Channel No.	Frequency (MHz)	Correct Factor (dB)	Reading Level (dBμV)	Emission Level (dBμV/m)	Peak Limit (dBμV/m)	Average Limit (dBμV/m)	Result
102 (Peak)	5433.333	16.111	42.301	58.411	74.00	54.00	Pass
102 (Peak)	5460.000	16.185	40.853	57.038	74.00	54.00	Pass
102 (Peak)	5497.246	16.267	80.709	96.976	--	--	--
102 (Average)	5460.000	16.185	19.625	35.810	74.00	54.00	Pass
102 (Average)	5507.101	16.273	68.880	85.154	--	--	--

Figure Channel 102: Horizontal (Peak)

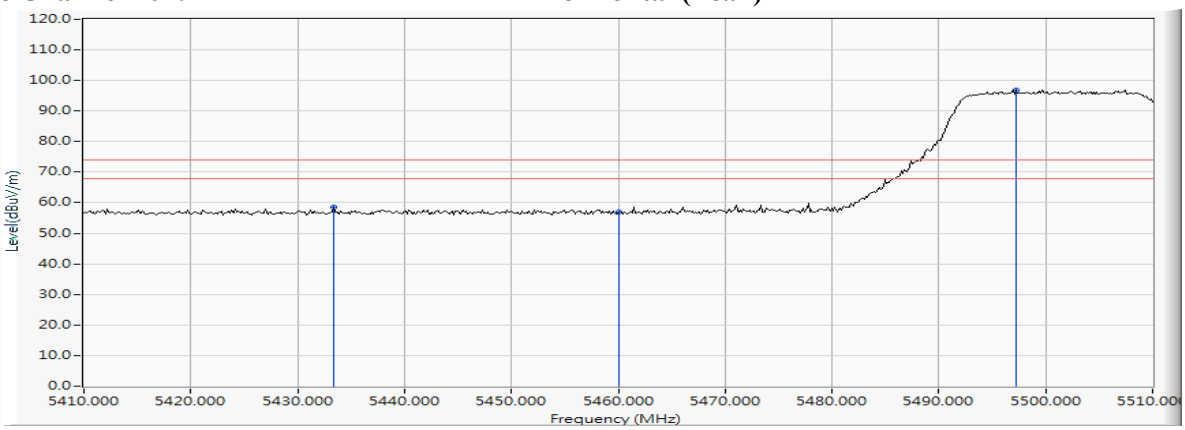

Figure Channel 102: Horizontal (Average)

Note:

1. All readings above 1GHz are performed with peak and/or average measurements as necessary.
2. Measurement Level = Reading Level + Correct Factor.
3. The average measurement was not performed when the peak measured data under the limit of average detection.

Product : Intel® Wireless-AC 9560
Test Item : Band Edge Data
Test Date : 2018/12/22
Test Mode : Mode 1 SISO A: Transmit (802.11n-40BW_15Mbps) -Channel 102 (5510MHz)

RF Radiated Measurement (Vertical):

Channel No.	Frequency (MHz)	Correct Factor (dB)	Reading Level (dBμV)	Emission Level (dBμV/m)	Peak Limit (dBμV/m)	Average Limit (dBμV/m)	Result
102 (Peak)	5456.667	16.179	46.079	62.258	74.00	54.00	Pass
102 (Peak)	5460.000	16.185	44.185	60.370	74.00	54.00	Pass
102 (Peak)	5497.101	16.267	93.269	109.535	--	--	--
102 (Average)	5460.000	16.185	24.894	41.079	74.00	54.00	Pass
102 (Average)	5505.362	16.272	81.135	97.408	--	--	--

Figure Channel 102: Vertical (Peak)

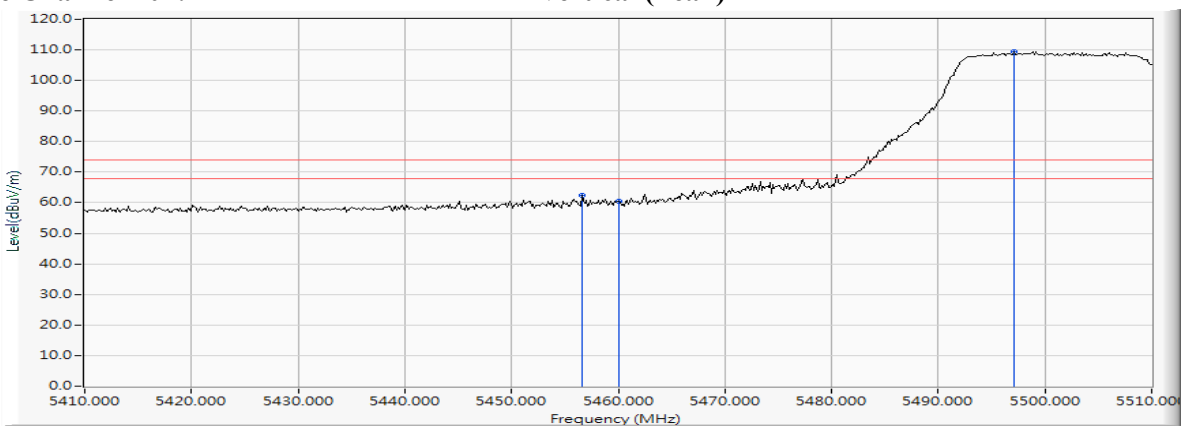

Figure Channel 102: Vertical (Average)

Note:

1. All readings above 1GHz are performed with peak and/or average measurements as necessary.
2. Measurement Level = Reading Level + Correct Factor.
3. The average measurement was not performed when the peak measured data under the limit of average detection.

Product : Intel® Wireless-AC 9560
Test Item : Band Edge Data
Test Date : 2018/12/22
Test Mode : Mode 1 SISO A: Transmit (802.11n-40BW_15Mbps) -Channel 102 (5510MHz)

RF Radiated Measurement:

	Frequency (MHz)	Correct Factor (dB)	Reading Level (dBµV)	Measure Level (dBµV /m)	Margin (dB)	Limit (dBµV /m)	Result
Horizontal	5467.246	16.195	42.159	58.354	-9.866	68.220	Pass
Horizontal	5470.000	16.200	41.069	57.269	-10.951	68.220	Pass
Horizontal	5518.841	16.290	81.227	97.517	--	--	--

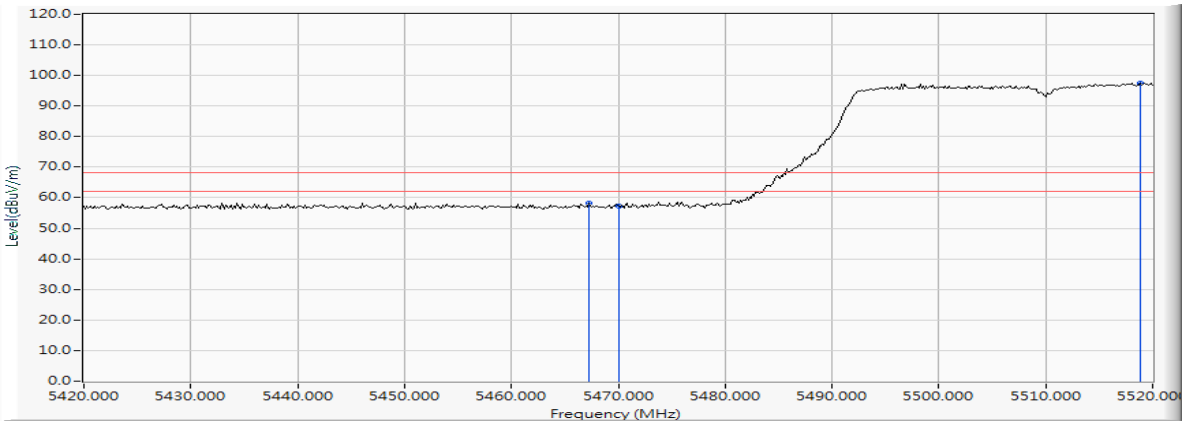

	Frequency (MHz)	Correct Factor (dB)	Reading Level (dBµV)	Measure Level (dBµV /m)	Margin (dB)	Limit (dBµV /m)	Result
Vertical	5470.000	16.200	48.598	64.798	-3.422	68.220	Pass
Vertical	5496.812	16.266	93.357	109.623	--	--	--

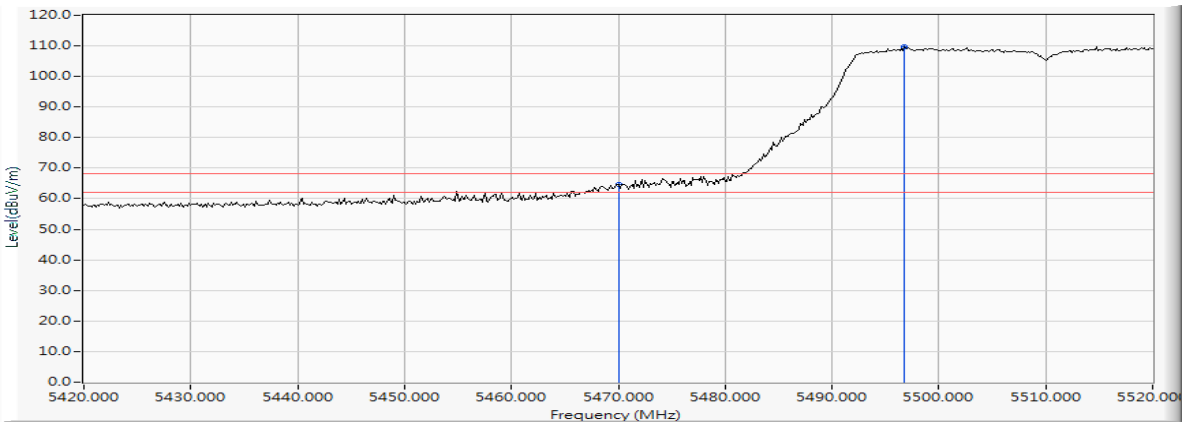

Product : Intel® Wireless-AC 9560
Test Item : Band Edge Data
Test Date : 2018/12/22
Test Mode : Mode 1 SISO A: Transmit (802.11n-40BW_15Mbps) -Channel 134 (5670MHz)

RF Radiated Measurement:

	Frequency (MHz)	Correct Factor (dB)	Reading Level (dBµV)	Measure Level (dBµV /m)	Margin (dB)	Limit (dBµV /m)	Result
Horizontal	5683.551	16.482	83.708	100.190	--	--	--
Horizontal	5725.000	16.544	42.201	58.745	-9.475	68.220	Pass
Horizontal	5758.333	16.581	43.601	60.182	-8.038	68.220	Pass

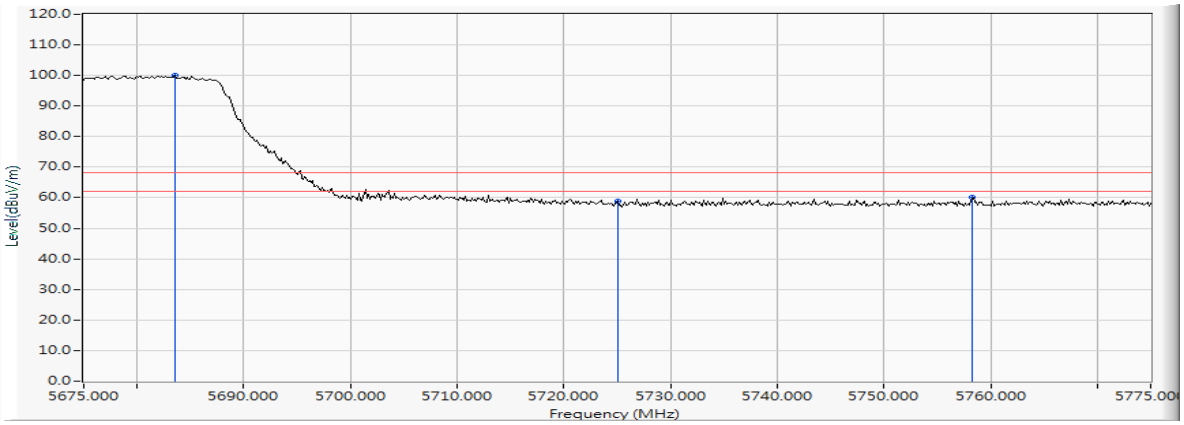

	Frequency (MHz)	Correct Factor (dB)	Reading Level (dBµV)	Measure Level (dBµV /m)	Margin (dB)	Limit (dBµV /m)	Result
Vertical	5680.507	16.478	94.462	110.940	--	--	--
Vertical	5725.000	16.544	47.190	63.734	-4.486	68.220	Pass
Vertical	5725.145	16.544	51.085	67.629	-0.591	68.220	Pass

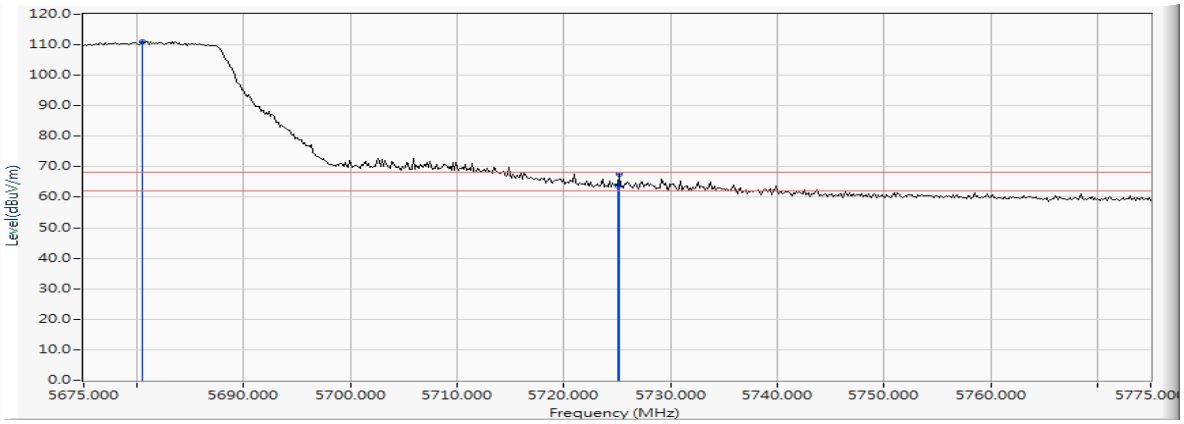

Product : Intel® Wireless-AC 9560
Test Item : Band Edge Data
Test Date : 2018/12/22
Test Mode : Mode 1 SISO A: Transmit (802.11n-40BW_15Mbps) -Channel 151 (5755MHz)

RF Radiated Measurement:

	Frequency (MHz)	Correct Factor (dB)	Reading Level (dBµV)	Measure Level (dBµV /m)	Margin (dB)	Limit (dBµV /m)	Result
Horizontal	5630.435	16.409	42.333	58.742	-9.478	68.220	Pass
Horizontal	5650.000	16.447	41.167	57.614	-10.606	68.220	Pass
Horizontal	5698.659	16.500	48.960	65.460	-38.748	104.208	Pass
Horizontal	5700.000	16.502	48.260	64.762	-40.438	105.200	Pass
Horizontal	5717.428	16.530	55.019	71.549	-38.531	110.080	Pass
Horizontal	5720.000	16.535	53.800	70.335	-40.465	110.800	Pass
Horizontal	5721.993	16.539	55.137	71.676	-43.668	115.344	Pass
Horizontal	5725.000	16.544	54.456	71.000	-51.200	122.200	Pass
Horizontal	5742.029	16.557	83.109	99.666	--	--	--

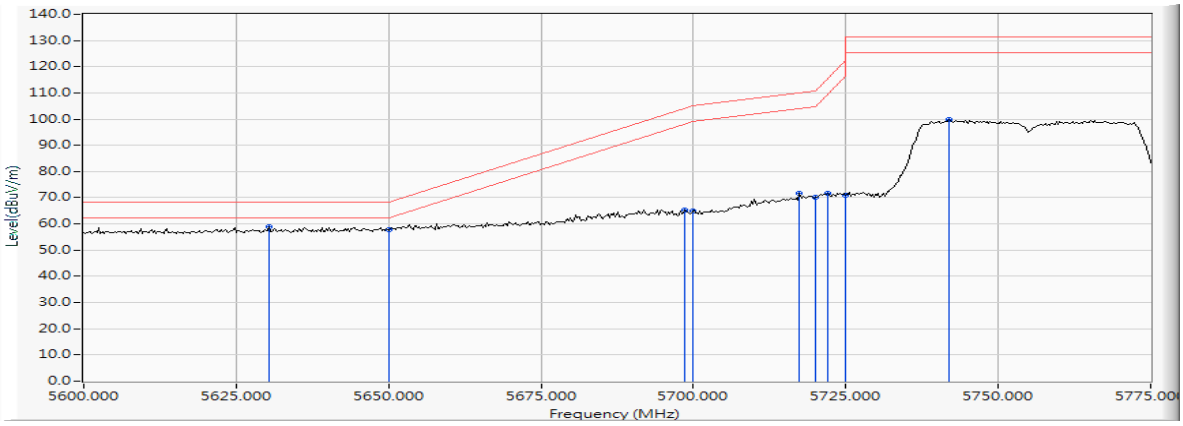

Product : Intel® Wireless-AC 9560
Test Item : Band Edge Data
Test Date : 2018/12/22
Test Mode : Mode 1 SISO A: Transmit (802.11n-40BW_15Mbps) -Channel 151 (5755MHz)

RF Radiated Measurement:

	Frequency (MHz)	Correct Factor (dB)	Reading Level (dBµV)	Measure Level (dBµV /m)	Margin (dB)	Limit (dBµV /m)	Result
Vertical	5649.964	16.447	42.811	59.258	-8.962	68.220	Pass
Vertical	5650.000	16.447	42.627	59.074	-9.146	68.220	Pass
Vertical	5700.000	16.502	56.924	73.426	-31.774	105.200	Pass
Vertical	5718.949	16.533	64.439	80.972	-29.534	110.506	Pass
Vertical	5720.000	16.535	63.295	79.830	-30.970	110.800	Pass
Vertical	5721.993	16.539	65.200	81.739	-33.605	115.344	Pass
Vertical	5725.000	16.544	64.630	81.174	-41.026	122.200	Pass
Vertical	5746.087	16.562	92.451	109.013	--	--	--

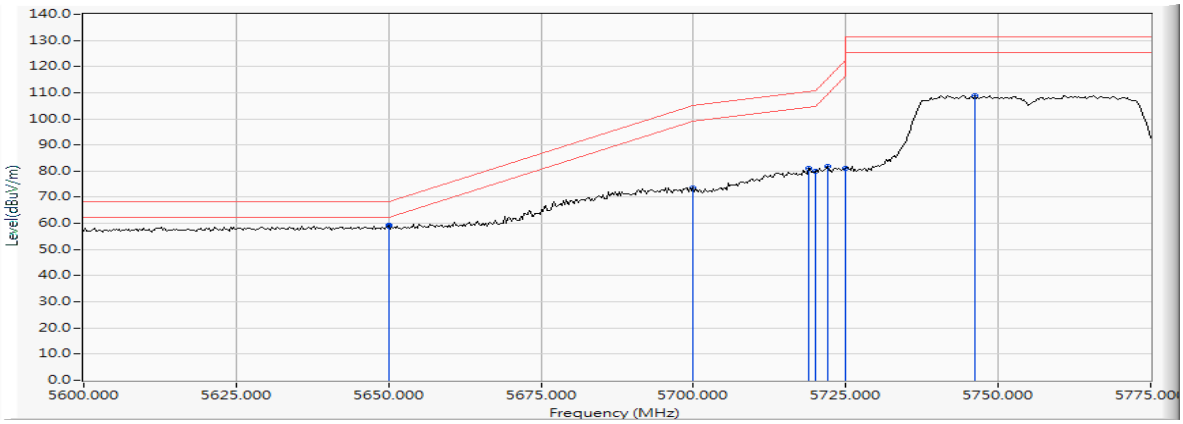

Product : Intel® Wireless-AC 9560
Test Item : Band Edge Data
Test Date : 2018/12/22
Test Mode : Mode 1 SISO A: Transmit (802.11n-40BW_15Mbps) -Channel 159 (5795MHz)

RF Radiated Measurement:

	Frequency (MHz)	Correct Factor (dB)	Reading Level (dBµV)	Measure Level (dBµV /m)	Margin (dB)	Limit (dBµV /m)	Result
Horizontal	5801.087	16.663	85.018	101.680	--	--	--
Horizontal	5850.000	16.748	49.361	66.109	-56.091	122.200	Pass
Horizontal	5851.957	16.751	50.713	67.464	-50.274	117.738	Pass
Horizontal	5855.000	16.758	49.506	66.264	-44.536	110.800	Pass
Horizontal	5856.522	16.761	49.729	66.491	-43.883	110.374	Pass
Horizontal	5875.000	16.807	44.624	61.432	-43.768	105.200	Pass
Horizontal	5875.435	16.809	45.439	62.248	-42.630	104.878	Pass
Horizontal	5925.000	16.920	42.984	59.904	-8.296	68.200	Pass
Horizontal	5957.609	16.968	43.768	60.736	-7.464	68.200	Pass

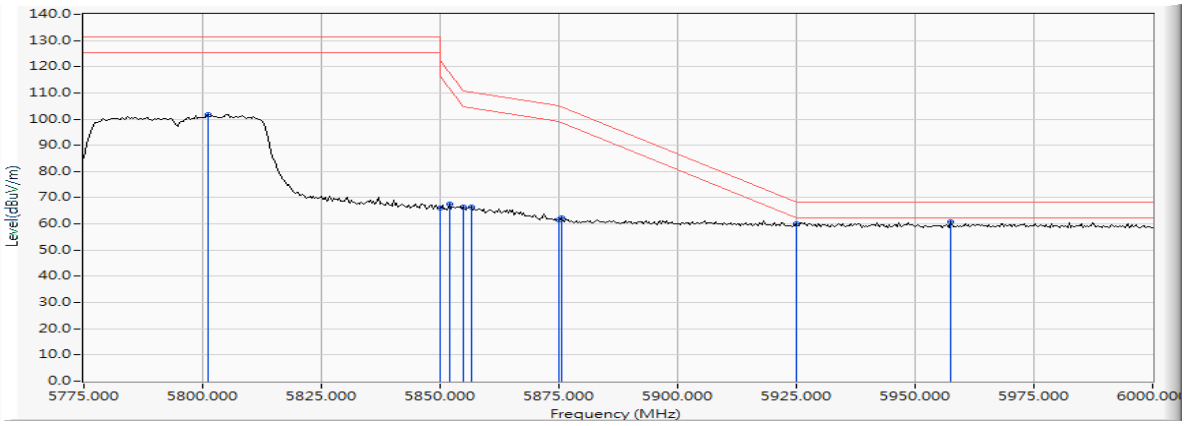

Product : Intel® Wireless-AC 9560
Test Item : Band Edge Data
Test Date : 2018/12/22
Test Mode : Mode 1 SISO A: Transmit (802.11n-40BW_15Mbps) -Channel 159 (5795MHz)

RF Radiated Measurement:

	Frequency (MHz)	Correct Factor (dB)	Reading Level (dBµV)	Measure Level (dBµV /m)	Margin (dB)	Limit (dBµV /m)	Result
Vertical	5783.478	16.616	93.646	110.262	--	--	--
Vertical	5850.000	16.748	58.139	74.887	-47.313	122.200	Pass
Vertical	5854.239	16.756	59.158	75.914	-36.621	112.535	Pass
Vertical	5855.000	16.758	57.800	74.558	-36.242	110.800	Pass
Vertical	5855.217	16.758	58.243	75.002	-35.737	110.739	Pass
Vertical	5875.000	16.807	51.086	67.894	-37.306	105.200	Pass
Vertical	5925.000	16.920	45.528	62.448	-5.752	68.200	Pass
Vertical	5925.326	16.920	47.172	64.092	-4.108	68.200	Pass

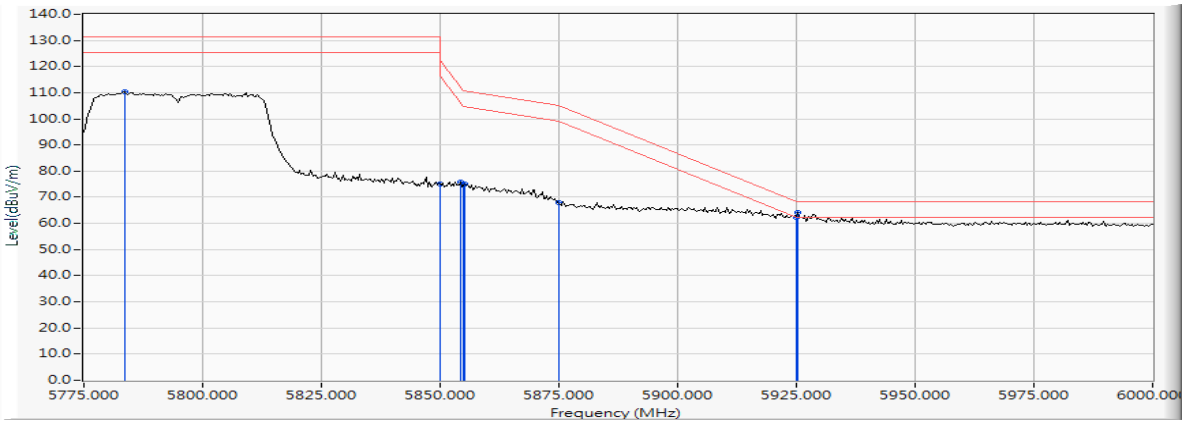

Product : Intel® Wireless-AC 9560
Test Item : Band Edge Data
Test Date : 2018/12/23
Test Mode : Mode 1 SISO A: Transmit (802.11ac-80BW_32.5Mbps) -Channel 42 (5210MHz)

RF Radiated Measurement (Horizontal):

Channel No.	Frequency (MHz)	Correct Factor (dB)	Reading Level (dBµV)	Emission Level (dBµV/m)	Peak Limit (dBµV/m)	Average Limit (dBµV/m)	Result
42 (Peak)	5141.159	15.256	43.619	58.876	74.00	54.00	Pass
42 (Peak)	5150.000	15.307	42.055	57.362	74.00	54.00	Pass
42 (Peak)	5197.101	15.462	82.519	97.981	--	--	--
42 (Average)	5150.000	15.307	23.527	38.834	74.00	54.00	Pass
42 (Average)	5196.232	15.458	70.110	85.568	--	--	--

Figure Channel 42: **Horizontal (Peak)**

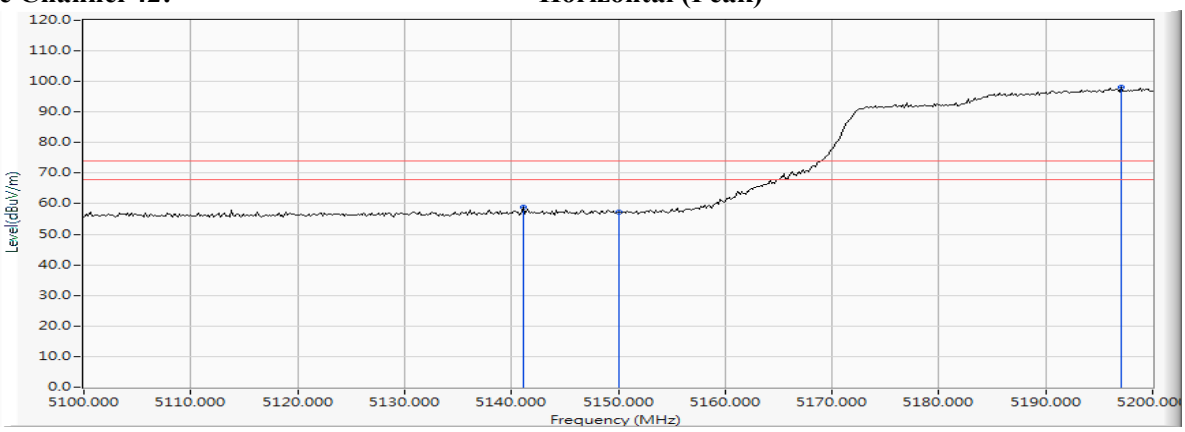

Figure Channel 42: **Horizontal (Average)**

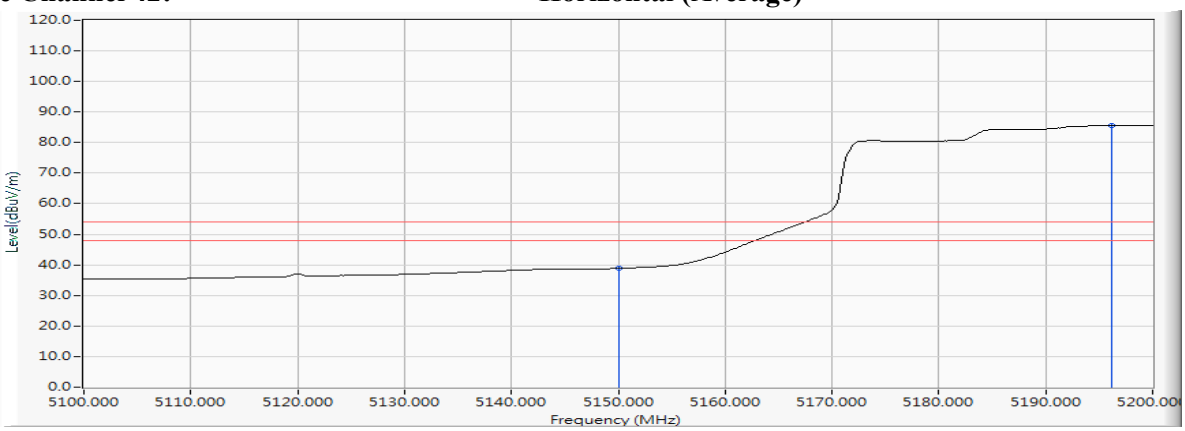

Note:

1. All readings above 1GHz are performed with peak and/or average measurements as necessary.
2. Measurement Level = Reading Level + Correct Factor.
3. The average measurement was not performed when the peak measured data under the limit of average detection.

Product : Intel® Wireless-AC 9560
Test Item : Band Edge Data
Test Date : 2018/12/23
Test Mode : Mode 1 SISO A: Transmit (802.11ac-80BW_32.5Mbps) -Channel 42 (5210MHz)

RF Radiated Measurement (Vertical):

Channel No.	Frequency (MHz)	Correct Factor (dB)	Reading Level (dBµV)	Emission Level (dBµV/m)	Peak Limit (dBµV/m)	Average Limit (dBµV/m)	Result
42 (Peak)	5145.797	15.283	46.406	61.689	74.00	54.00	Pass
42 (Peak)	5150.000	15.307	44.454	59.761	74.00	54.00	Pass
42 (Peak)	5195.942	15.457	89.087	104.544	--	--	--
42 (Average)	5150.000	15.307	29.933	45.240	74.00	54.00	Pass
42 (Average)	5194.783	15.453	77.130	92.583	--	--	--

Figure Channel 42: Vertical (Peak)

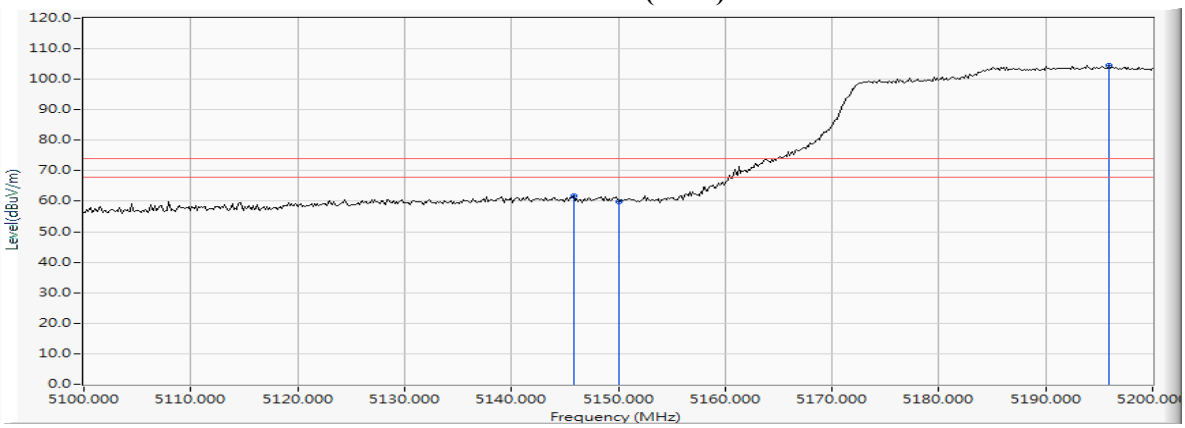

Figure Channel 42: Vertical (Average)

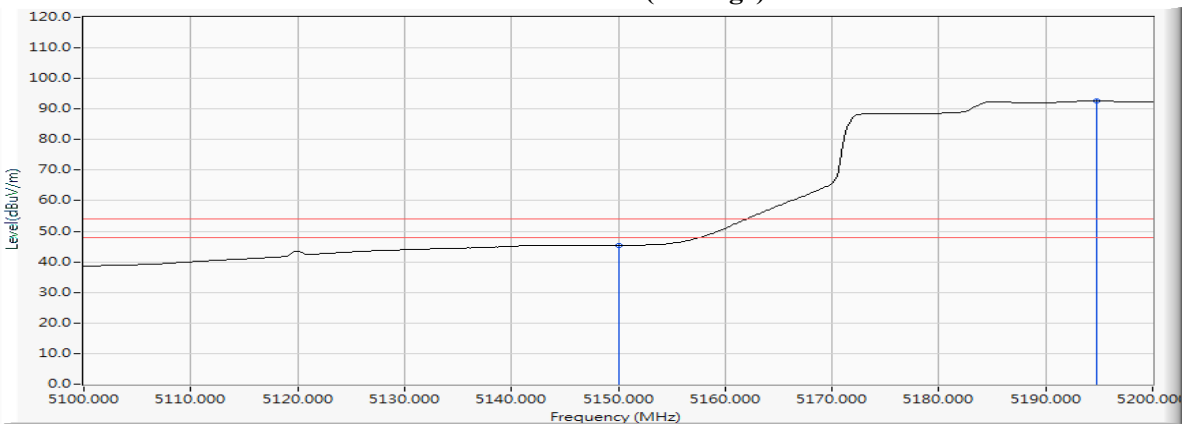

Note:

1. All readings above 1GHz are performed with peak and/or average measurements as necessary.
2. Measurement Level = Reading Level + Correct Factor.
3. The average measurement was not performed when the peak measured data under the limit of average detection.

Product : Intel® Wireless-AC 9560
Test Item : Band Edge Data
Test Date : 2018/12/23
Test Mode : Mode 1 SISO A: Transmit (802.11ac-80BW_32.5Mbps) -Channel 58 (5290MHz)

RF Radiated Measurement (Horizontal):

Channel No.	Frequency (MHz)	Correct Factor (dB)	Reading Level (dBµV)	Emission Level (dBµV/m)	Peak Limit (dBµV/m)	Average Limit (dBµV/m)	Result
58 (Peak)	5314.348	15.832	77.887	93.719	--	--	--
58 (Peak)	5350.000	15.912	40.500	56.412	74.00	54.00	Pass
58 (Peak)	5397.101	16.025	42.070	58.095	74.00	54.00	Pass
58 (Average)	5300.290	15.797	65.924	81.721	--	--	--
58 (Average)	5350.000	15.912	20.711	36.623	74.00	54.00	Pass

Figure Channel 58: Horizontal (Peak)

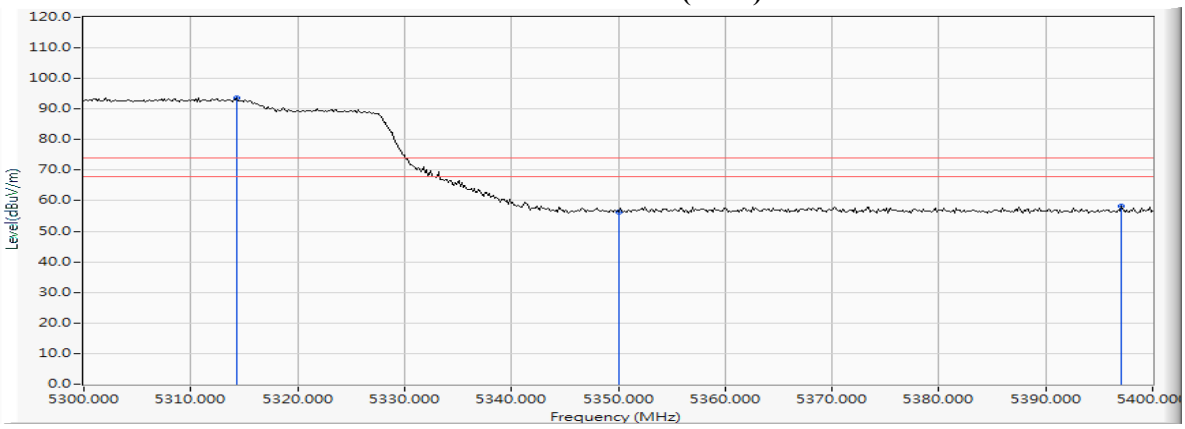

Figure Channel 58: Horizontal (Average)

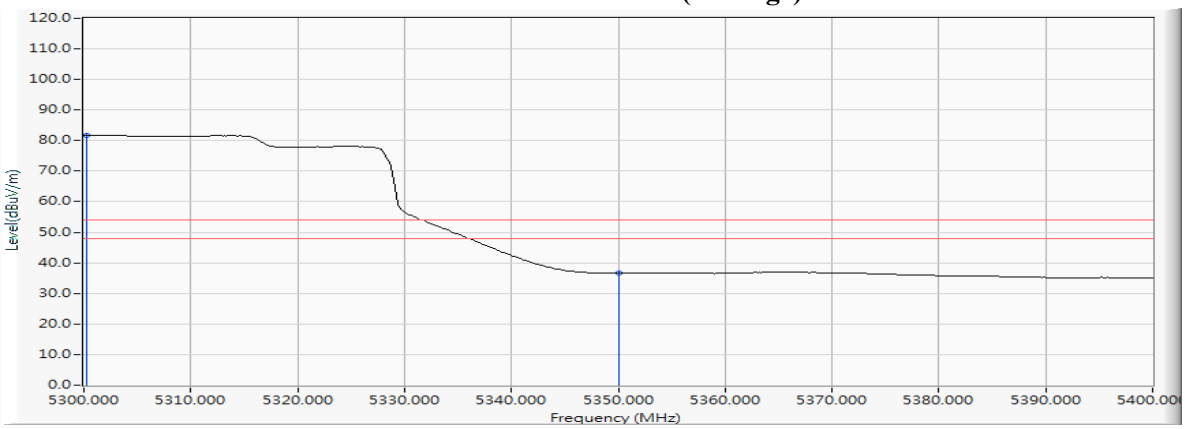

Note:

1. All readings above 1GHz are performed with peak and/or average measurements as necessary.
2. Measurement Level = Reading Level + Correct Factor.
3. The average measurement was not performed when the peak measured data under the limit of average detection.

Product : Intel® Wireless-AC 9560
Test Item : Band Edge Data
Test Date : 2018/12/23
Test Mode : Mode 1 SISO A: Transmit (802.11ac-80BW_32.5Mbps) -Channel 58 (5290MHz)

RF Radiated Measurement (Vertical):

Channel No.	Frequency (MHz)	Correct Factor (dB)	Reading Level (dBµV)	Emission Level (dBµV/m)	Peak Limit (dBµV/m)	Average Limit (dBµV/m)	Result
58 (Peak)	5314.493	15.832	88.785	104.617	--	--	--
58 (Peak)	5350.000	15.912	43.409	59.321	74.00	54.00	Pass
58 (Peak)	5353.913	15.925	45.634	61.558	74.00	54.00	Pass
58 (Average)	5313.913	15.830	77.031	92.861	--	--	--
58 (Average)	5350.000	15.912	29.443	45.355	74.00	54.00	Pass

Figure Channel 58: Vertical (Peak)

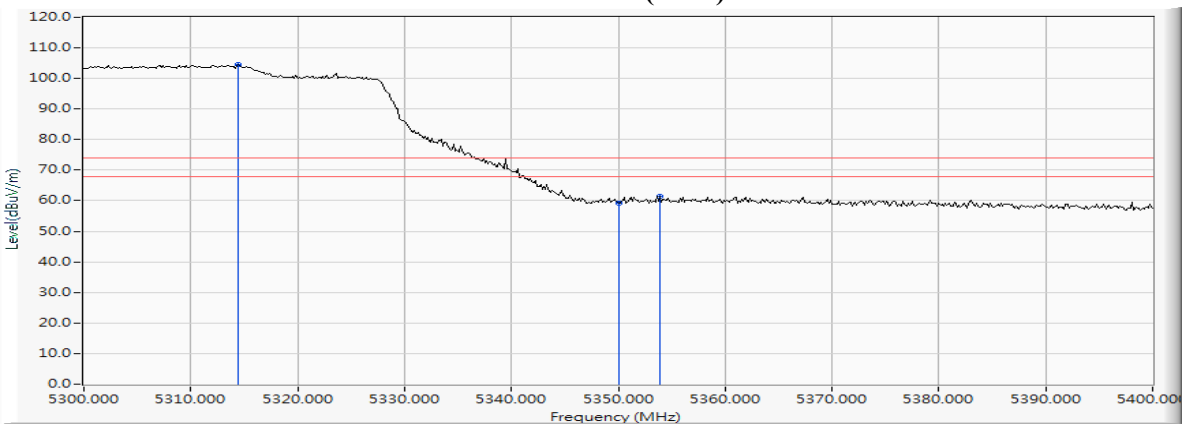

Figure Channel 58: Vertical (Average)

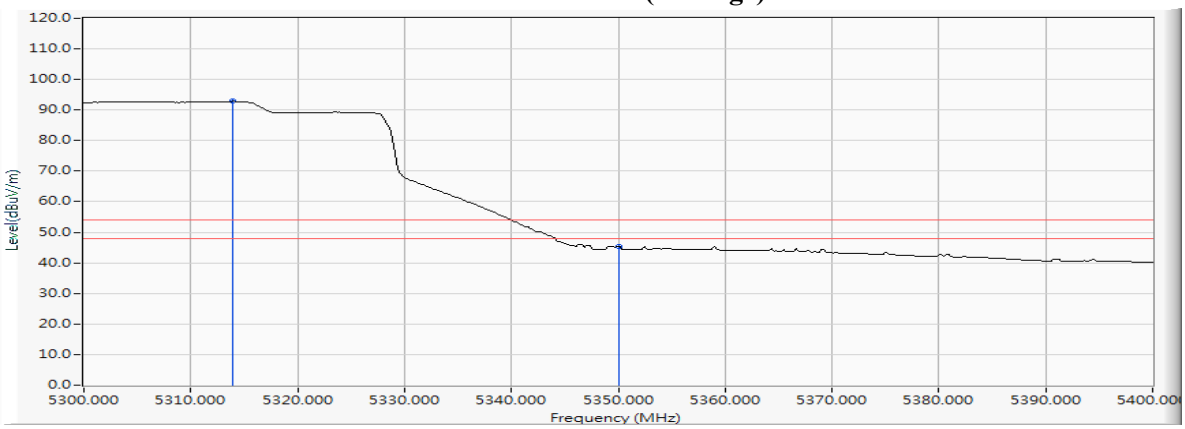

Note:

1. All readings above 1GHz are performed with peak and/or average measurements as necessary.
2. Measurement Level = Reading Level + Correct Factor.
3. The average measurement was not performed when the peak measured data under the limit of average detection.

Product : Intel® Wireless-AC 9560
Test Item : Band Edge Data
Test Date : 2018/12/23
Test Mode : Mode 1 SISO A: Transmit (802.11ac-80BW_32.5Mbps) -Channel 106 (5530MHz)

RF Radiated Measurement (Horizontal):

Channel No.	Frequency (MHz)	Correct Factor (dB)	Reading Level (dBµV)	Emission Level (dBµV/m)	Peak Limit (dBµV/m)	Average Limit (dBµV/m)	Result
106 (Peak)	5436.522	16.117	42.873	58.990	74.00	54.00	Pass
106 (Peak)	5460.000	16.185	41.167	57.352	74.00	54.00	Pass
106 (Peak)	5509.130	16.274	77.661	93.936	--	--	--
106 (Average)	5460.000	16.185	21.659	37.844	74.00	54.00	Pass
106 (Average)	5506.667	16.273	65.935	82.208	--	--	--

Figure Channel 106: Horizontal (Peak)

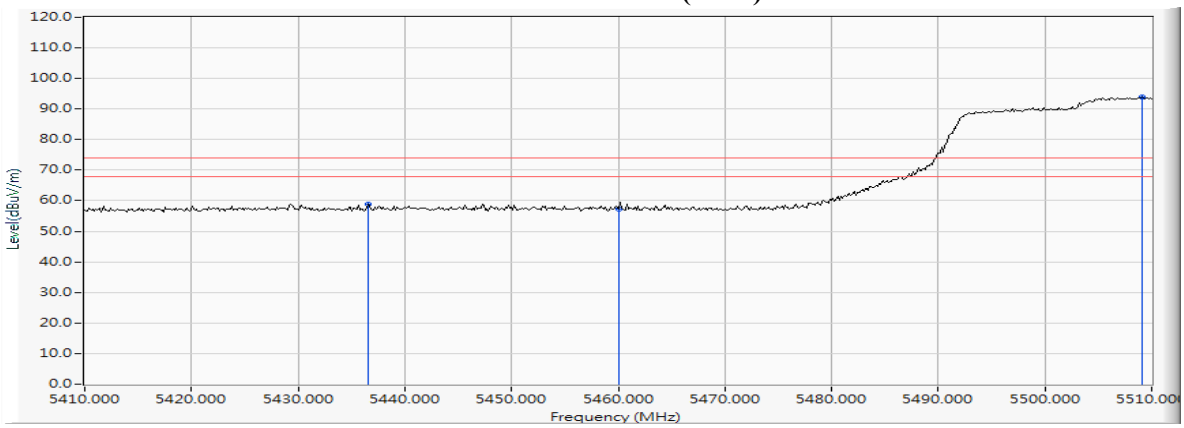

Figure Channel 106: Horizontal (Average)

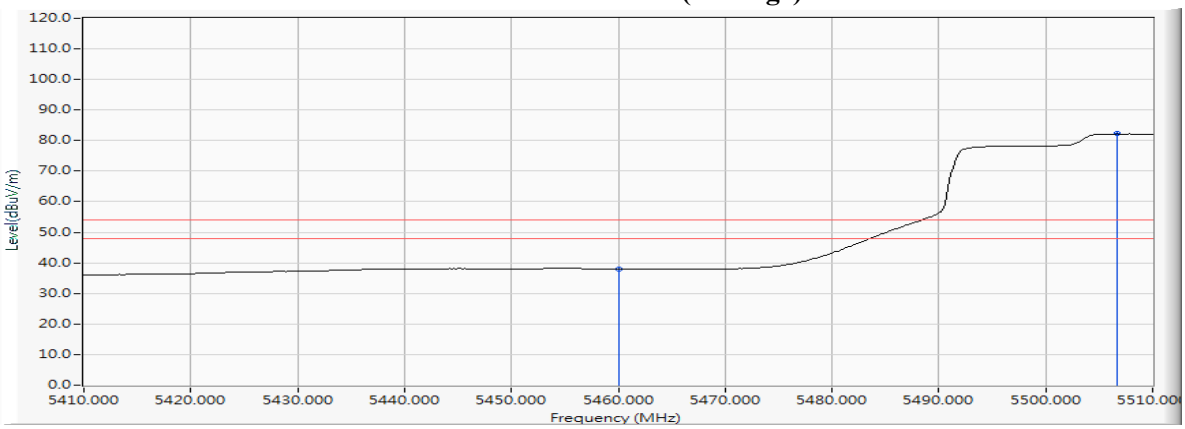

Note:

1. All readings above 1GHz are performed with peak and/or average measurements as necessary.
2. Measurement Level = Reading Level + Correct Factor.
3. The average measurement was not performed when the peak measured data under the limit of average detection.

Product : Intel® Wireless-AC 9560
Test Item : Band Edge Data
Test Date : 2018/12/23
Test Mode : Mode 1 SISO A: Transmit (802.11ac-80BW_32.5Mbps) -Channel 106 (5530MHz)

RF Radiated Measurement (Vertical):

Channel No.	Frequency (MHz)	Correct Factor (dB)	Reading Level (dBµV)	Emission Level (dBµV/m)	Peak Limit (dBµV/m)	Average Limit (dBµV/m)	Result
106 (Peak)	5453.768	16.170	48.776	64.946	74.00	54.00	Pass
106 (Peak)	5460.000	16.185	46.771	62.956	74.00	54.00	Pass
106 (Peak)	5505.652	16.273	90.786	107.059	--	--	--
106 (Average)	5460.000	16.185	31.364	47.549	74.00	54.00	Pass
106 (Average)	5506.522	16.273	78.587	94.860	--	--	--

Figure Channel 106: Vertical (Peak)

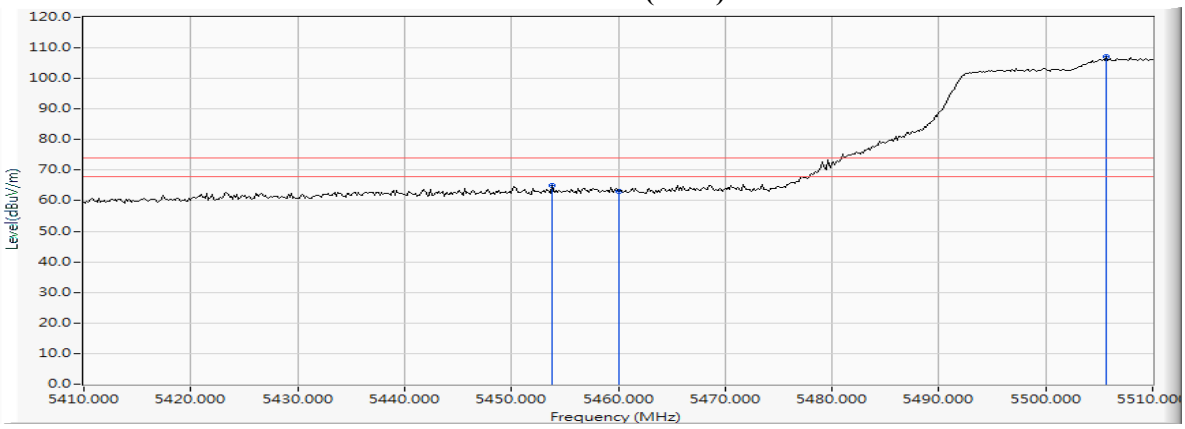

Figure Channel 106: Vertical (Average)

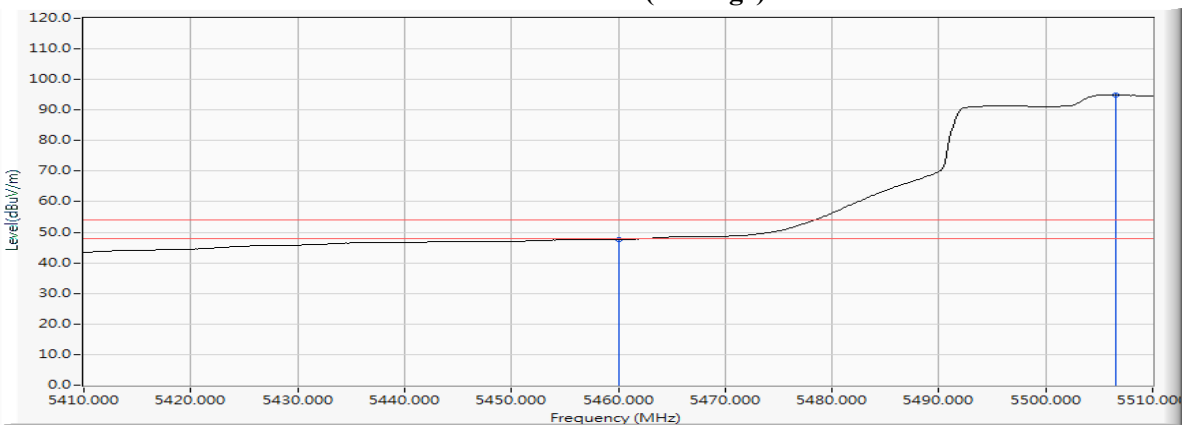

Note:

1. All readings above 1GHz are performed with peak and/or average measurements as necessary.
2. Measurement Level = Reading Level + Correct Factor.
3. The average measurement was not performed when the peak measured data under the limit of average detection.

Product : Intel® Wireless-AC 9560
Test Item : Band Edge Data
Test Date : 2018/12/23
Test Mode : Mode 1 SISO A: Transmit (802.11ac-160BW_65Mbps)-Channel 50 (5250MHz)

RF Radiated Measurement (Horizontal):

Channel No.	Frequency (MHz)	Correct Factor (dB)	Reading Level (dBμV)	Emission Level (dBμV/m)	Peak Limit (dBμV/m)	Average Limit (dBμV/m)	Result
50 (Peak)	5146.522	15.287	41.217	56.504	74.00	54.00	Pass
50 (Peak)	5150.000	15.307	39.819	55.126	74.00	54.00	Pass
50 (Peak)	5201.304	15.479	72.458	87.936	--	--	--
50 (Peak)	5350.000	15.912	40.985	56.897	74.00	54.00	Pass
50 (Peak)	5376.522	15.990	41.923	57.913	74.00	54.00	Pass
50 (Average)	5150.000	15.307	19.125	34.432	74.00	54.00	Pass
50 (Average)	5295.217	15.784	60.756	76.540	--	--	--
50 (Average)	5350.000	15.912	19.370	35.282	74.00	54.00	Pass

Figure Channel 50: Horizontal (Peak)

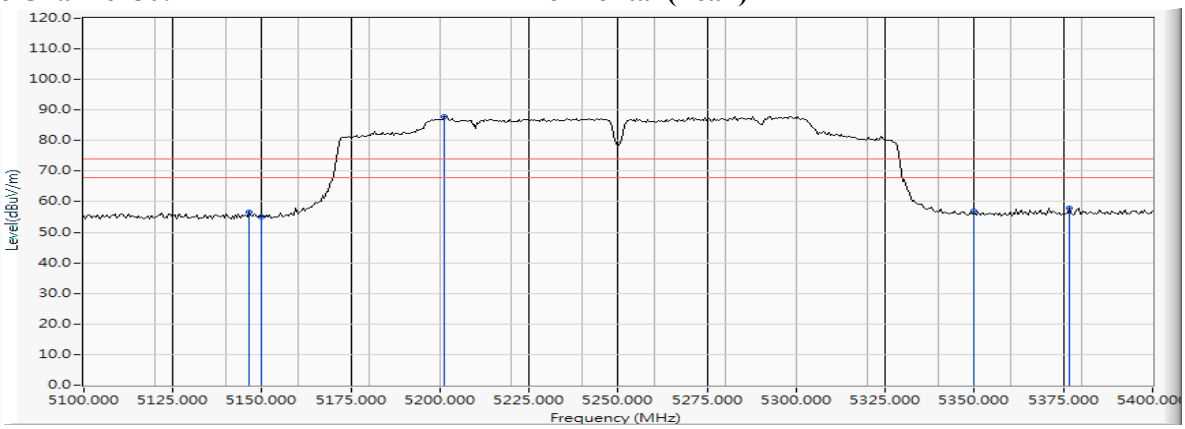

Figure Channel 50: Horizontal (Average)

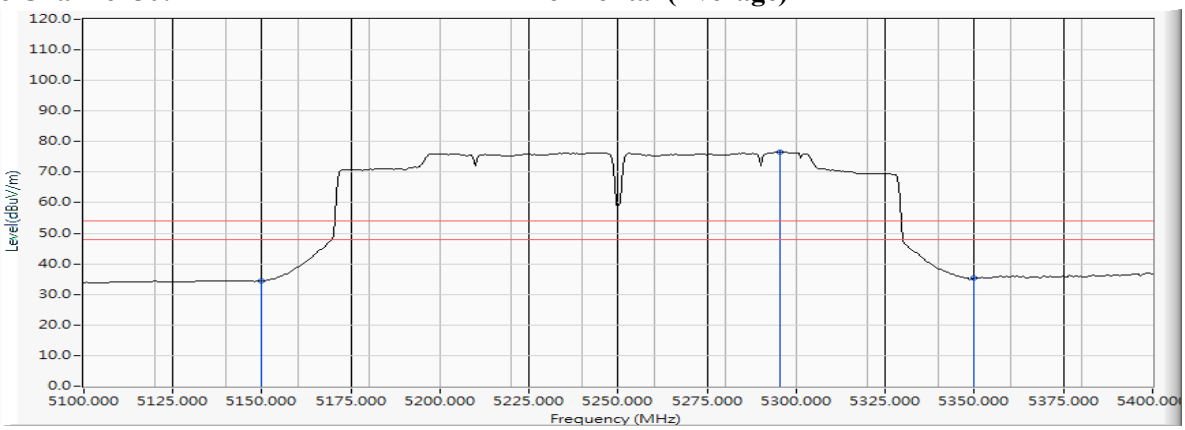

Note:

1. All readings above 1GHz are performed with peak and/or average measurements as necessary.
2. Measurement Level = Reading Level + Correct Factor.
3. The average measurement was not performed when the peak measured data under the limit of average detection.

Product : Intel® Wireless-AC 9560
Test Item : Band Edge Data
Test Date : 2018/12/23
Test Mode : Mode 1 SISO A: Transmit (802.11ac-160BW_65Mbps)-Channel 50 (5250MHz)

RF Radiated Measurement (Vertical):

Channel No.	Frequency (MHz)	Correct Factor (dB)	Reading Level (dBμV)	Emission Level (dBμV/m)	Peak Limit (dBμV/m)	Average Limit (dBμV/m)	Result
50 (Peak)	5120.000	15.169	41.886	57.054	74.00	54.00	Pass
50 (Peak)	5150.000	15.307	40.862	56.169	74.00	54.00	Pass
50 (Peak)	5293.478	15.780	82.214	97.994	--	--	--
50 (Peak)	5350.000	15.912	42.872	58.784	74.00	54.00	Pass
50 (Peak)	5394.348	16.023	46.992	63.015	74.00	54.00	Pass
50 (Average)	5150.000	15.307	24.403	39.710	74.00	54.00	Pass
50 (Average)	5296.522	15.787	71.057	86.844	--	--	--
50 (Average)	5350.000	15.912	26.648	42.560	74.00	54.00	Pass
50 (Average)	5373.478	15.982	29.389	45.371	74.00	54.00	Pass

Figure Channel 50: Vertical (Peak)

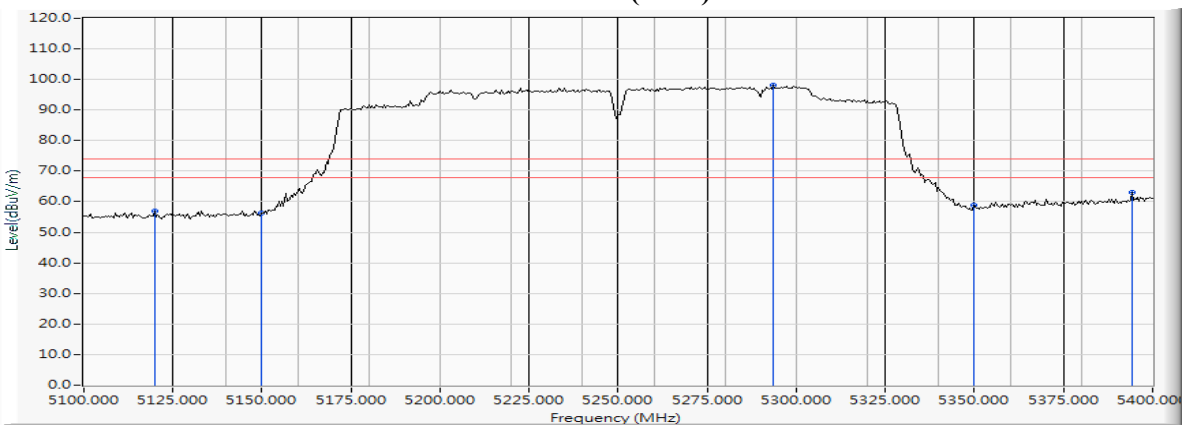

Figure Channel 50: Vertical (Average)

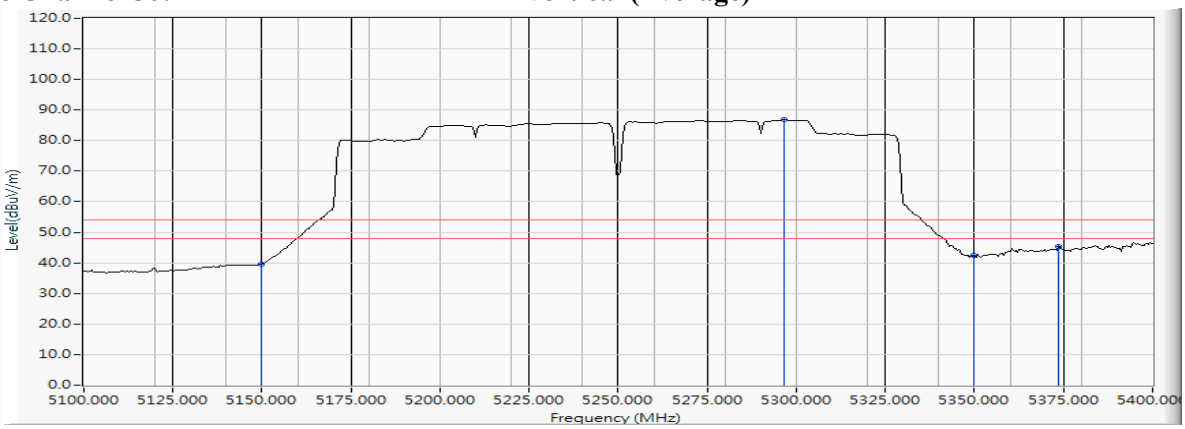

Note:

1. All readings above 1GHz are performed with peak and/or average measurements as necessary.
2. Measurement Level = Reading Level + Correct Factor.
3. The average measurement was not performed when the peak measured data under the limit of average detection.

Product : Intel® Wireless-AC 9560
Test Item : Band Edge Data
Test Date : 2018/12/23
Test Mode : Mode 1 SISO A: Transmit (802.11ac-160BW_65Mbps) -Channel 114 (5570MHz)

RF Radiated Measurement (Horizontal):

Channel No.	Frequency (MHz)	Correct Factor (dB)	Reading Level (dBµV)	Emission Level (dBµV/m)	Peak Limit (dBµV/m)	Average Limit (dBµV/m)	Result
114 (Peak)	5419.130	16.080	41.702	57.782	74.00	54.00	Pass
114 (Peak)	5460.000	16.185	40.250	56.435	74.00	54.00	Pass
114 (Peak)	5599.130	16.383	75.371	91.754	--	--	--
114 (Average)	5460.000	16.185	23.001	39.186	74.00	54.00	Pass
114 (Average)	5584.783	16.371	63.237	79.608	--	--	--

Figure Channel 114: Horizontal (Peak)

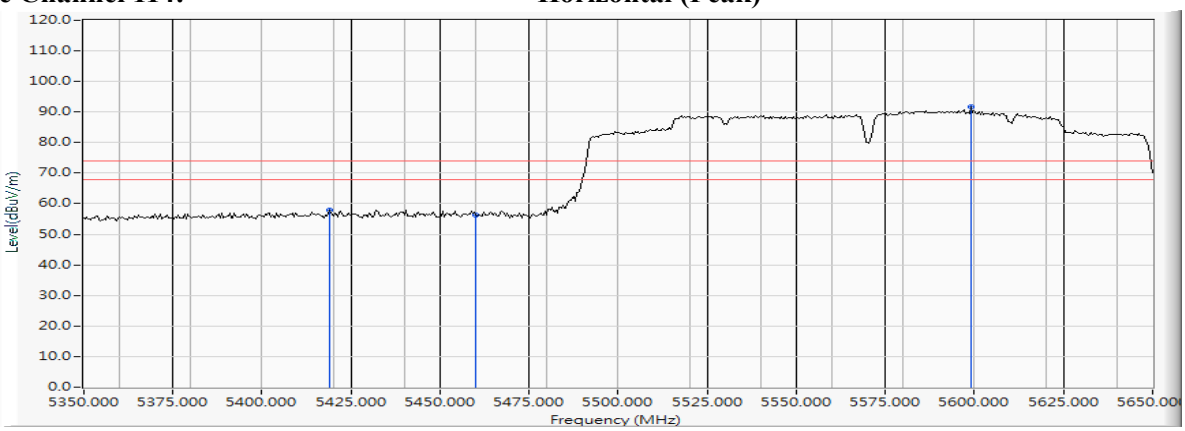

Figure Channel 114: Horizontal (Average)

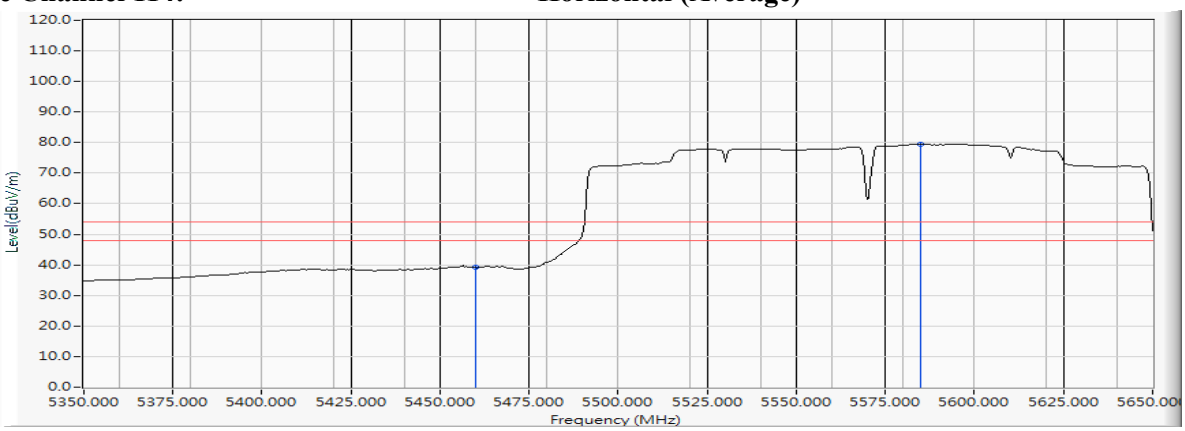

Note:

1. All readings above 1GHz are performed with peak and/or average measurements as necessary.
2. Measurement Level = Reading Level + Correct Factor.
3. The average measurement was not performed when the peak measured data under the limit of average detection.

Product : Intel® Wireless-AC 9560
Test Item : Band Edge Data
Test Date : 2018/12/23
Test Mode : Mode 1 SISO A: Transmit (802.11ac-160BW_65Mbps) -Channel 114 (5570MHz)

RF Radiated Measurement (Vertical):

Channel No.	Frequency (MHz)	Correct Factor (dB)	Reading Level (dBμV)	Emission Level (dBμV/m)	Peak Limit (dBμV/m)	Average Limit (dBμV/m)	Result
114 (Peak)	5439.130	16.122	47.197	63.319	74.00	54.00	Pass
114 (Peak)	5460.000	16.185	45.100	61.285	74.00	54.00	Pass
114 (Peak)	5587.826	16.373	86.462	102.836	--	--	--
114 (Average)	5439.130	16.122	47.197	63.319	74.00	54.00	Pass
114 (Average)	5460.000	16.185	45.100	61.285	74.00	54.00	Pass
114 (Average)	5587.826	16.373	86.462	102.836	--	--	--

Figure Channel 114: Vertical (Peak)

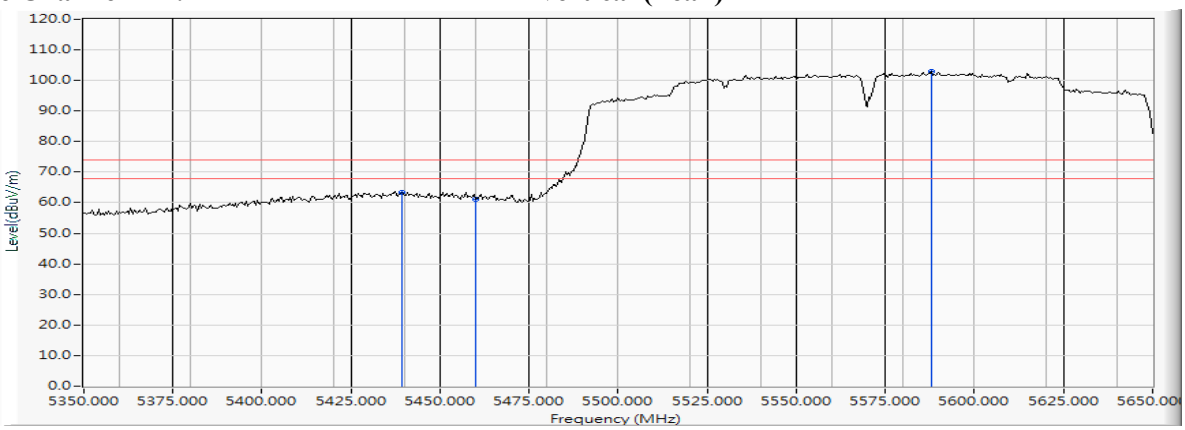

Figure Channel 114: Vertical (Average)

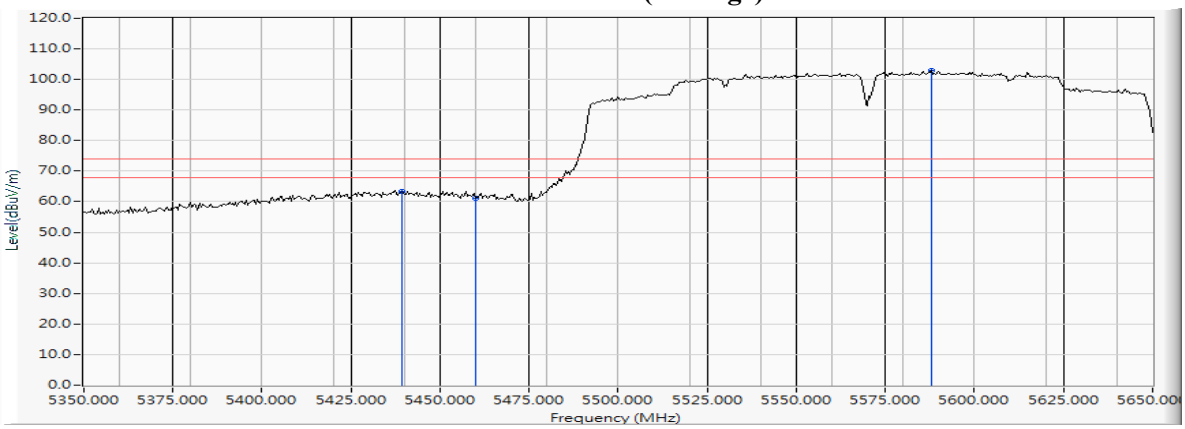

Note:

1. All readings above 1GHz are performed with peak and/or average measurements as necessary.
2. Measurement Level = Reading Level + Correct Factor.
3. The average measurement was not performed when the peak measured data under the limit of average detection

.

Product : Intel® Wireless-AC 9560
Test Item : Band Edge Data
Test Date : 2018/12/23
Test Mode : Mode 1 SISO A: Transmit (802.11ac-80BW_32.5Mbps) -Channel 106 (5530MHz)

RF Radiated Measurement:

	Frequency (MHz)	Correct Factor (dB)	Reading Level (dBµV)	Measure Level (dBµV /m)	Margin (dB)	Limit (dBµV /m)	Result
Horizontal	5456.522	16.179	43.134	59.313	-8.907	68.220	Pass
Horizontal	5470.000	16.200	41.268	57.468	-10.752	68.220	Pass
Horizontal	5510.435	16.275	78.373	94.648	--	--	--

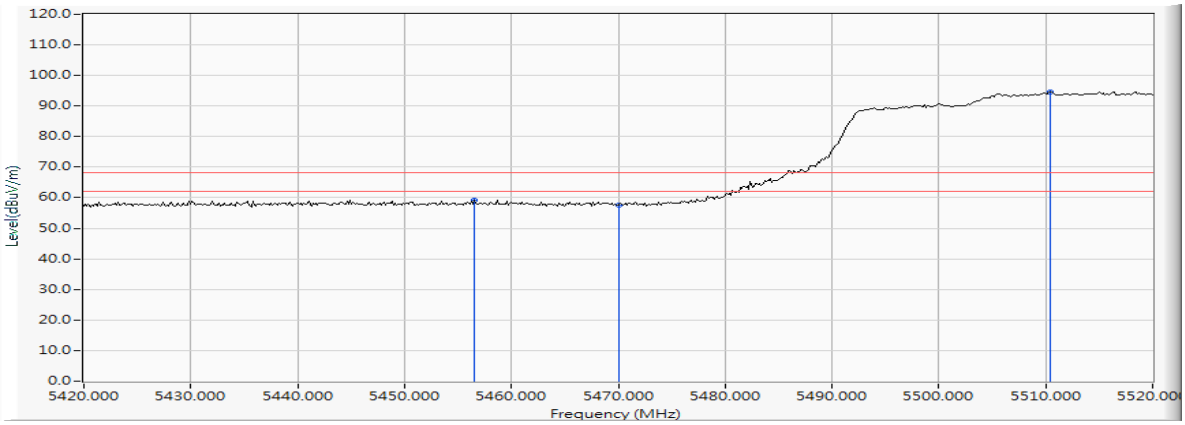

	Frequency (MHz)	Correct Factor (dB)	Reading Level (dBm)	Measure Level (dBm/m)	Margin (dB)	Limit (dBm/m)	Result
Vertical	5464.493	16.191	48.823	65.014	-3.206	68.220	Pass
Vertical	5470.000	16.200	47.541	63.741	-4.479	68.220	Pass
Vertical	5516.957	16.286	90.826	107.113	--	--	--

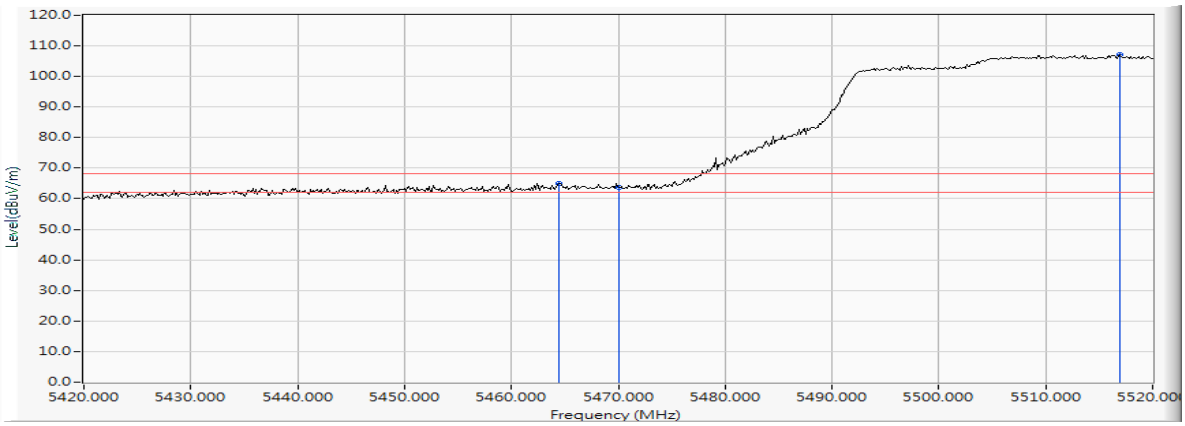

Product : Intel® Wireless-AC 9560
Test Item : Band Edge Data
Test Date : 2018/12/23
Test Mode : Mode 1 SISO A: Transmit (802.11ac-80BW_32.5Mbps) -Channel 155 (5775MHz)

RF Radiated Measurement:

	Frequency (MHz)	Correct Factor (dB)	Reading Level (dBµV)	Measure Level (dBµV /m)	Margin (dB)	Limit (dBµV /m)	Result
Horizontal	5650.000	16.447	42.702	59.149	-9.071	68.220	Pass
Horizontal	5700.000	16.502	44.879	61.381	-43.819	105.200	Pass
Horizontal	5720.000	16.535	44.224	60.759	-50.041	110.800	Pass
Horizontal	5725.000	16.544	45.648	62.192	-60.008	122.200	Pass
Horizontal	5762.319	16.588	80.934	97.522	--	--	--
Horizontal	5850.000	16.748	44.008	60.756	-61.444	122.200	Pass
Horizontal	5855.000	16.758	44.220	60.978	-49.822	110.800	Pass
Horizontal	5875.000	16.807	43.879	60.687	-44.513	105.200	Pass
Horizontal	5879.420	16.820	45.174	61.994	-39.935	101.929	Pass
Horizontal	5925.000	16.920	42.271	59.191	-9.009	68.200	Pass
Horizontal	5993.043	17.041	43.661	60.702	-7.498	68.200	Pass

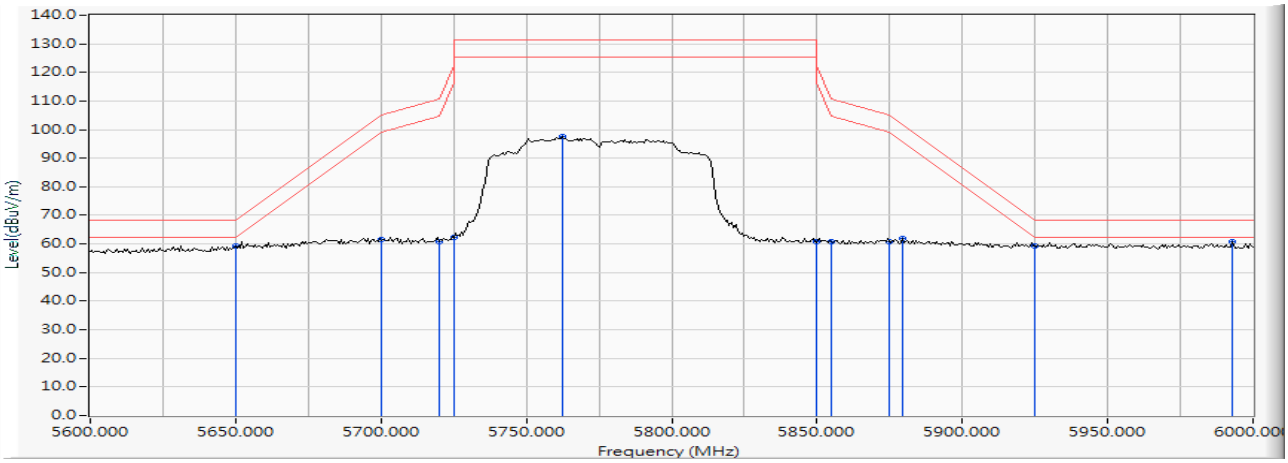

Product : Intel® Wireless-AC 9560
Test Item : Band Edge Data
Test Date : 2018/12/23
Test Mode : Mode 1 SISO A: Transmit (802.11ac-80BW_32.5Mbps) -Channel 155 (5775MHz)

RF Radiated Measurement:

	Frequency (MHz)	Correct Factor (dB)	Reading Level (dBµV)	Measure Level (dBµV /m)	Margin (dB)	Limit (dBµV /m)	Result
Vertical	5650.000	16.447	47.918	64.365	-3.855	68.220	Pass
Vertical	5700.000	16.502	51.359	67.861	-37.339	105.200	Pass
Vertical	5720.000	16.535	53.295	69.830	-40.970	110.800	Pass
Vertical	5725.000	16.544	54.521	71.065	-51.135	122.200	Pass
Vertical	5761.159	16.586	89.015	105.601	--	--	--
Vertical	5850.000	16.748	51.905	68.653	-53.547	122.200	Pass
Vertical	5855.000	16.758	50.872	67.630	-43.170	110.800	Pass
Vertical	5864.348	16.781	52.361	69.142	-39.041	108.183	Pass
Vertical	5875.000	16.807	48.870	65.678	-39.522	105.200	Pass
Vertical	5892.174	16.850	51.238	68.088	-24.403	92.491	Pass
Vertical	5925.000	16.920	43.894	60.814	-7.386	68.200	Pass
Vertical	5931.594	16.926	44.782	61.709	-6.491	68.200	Pass

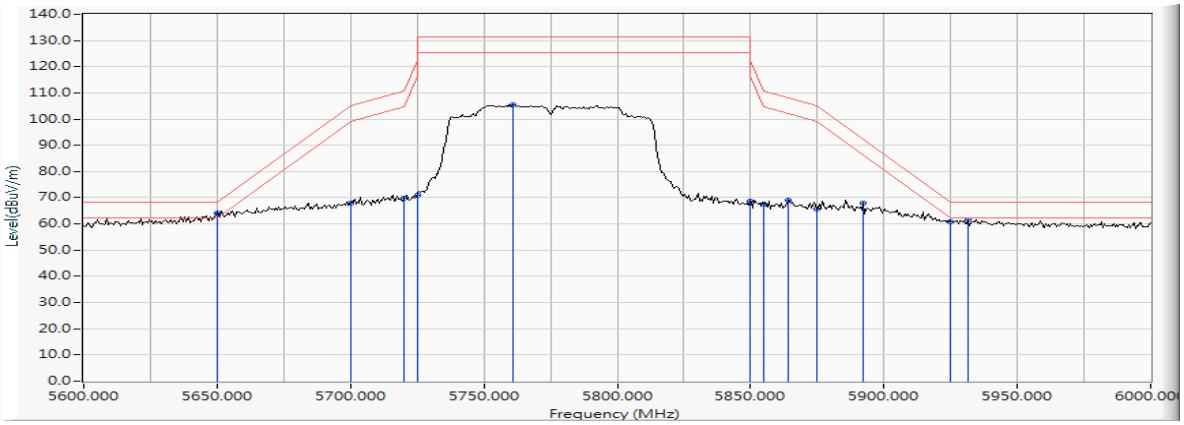

Product : Intel® Wireless-AC 9560
Test Item : Band Edge Data
Test Date : 2018/12/22
Test Mode : Mode 1 SISO A: Transmit (802.11ac-160BW_65Mbps)-Channel 114 (5570MHz)

RF Radiated Measurement:

	Frequency (MHz)	Correct Factor (dB)	Reading Level (dBµV)	Measure Level (dBµV /m)	Margin (dB)	Limit (dBµV /m)	Result
Horizontal	5435.217	16.114	42.185	58.299	-9.921	68.220	Pass
Horizontal	5470.000	16.200	40.561	56.761	-11.459	68.220	Pass
Horizontal	5590.000	16.375	74.387	90.762	--	--	--

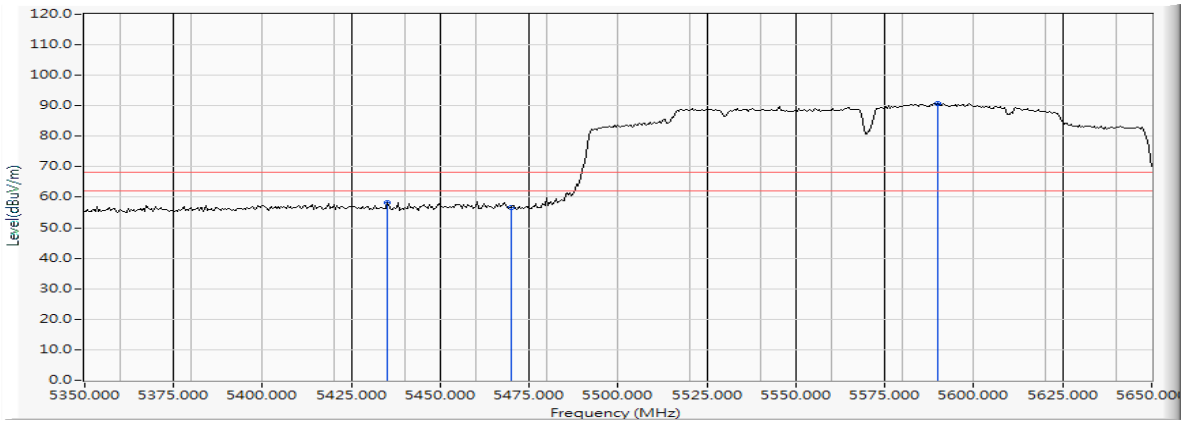

RF Radiated Measurement:

	Frequency (MHz)	Correct Factor (dB)	Reading Level (dBµV)	Measure Level (dBµV /m)	Margin (dB)	Limit (dBµV /m)	Result
Vertical	5437.826	16.119	48.249	64.368	-3.852	68.220	Pass
Vertical	5470.000	16.200	47.412	63.612	-4.608	68.220	Pass
Vertical	5582.174	16.368	86.534	102.902	--	--	--

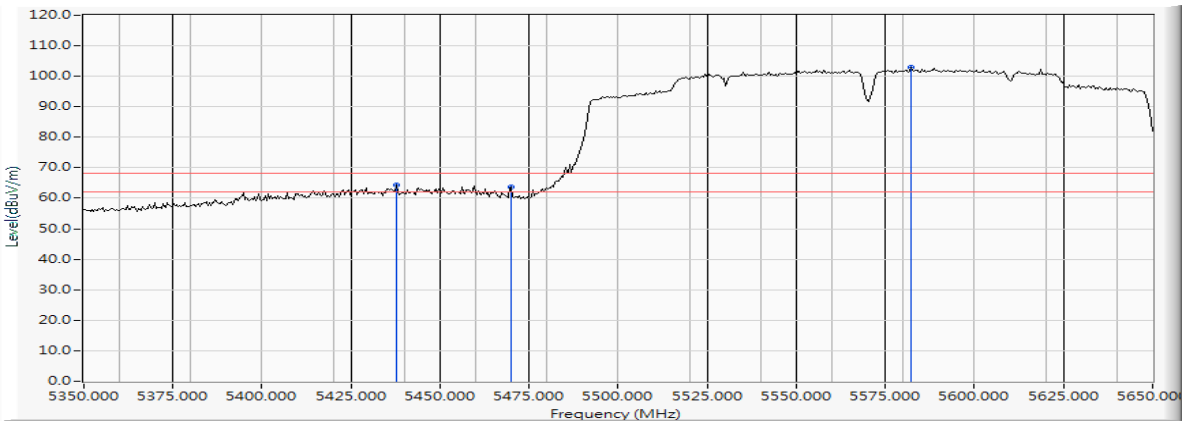

Product : Intel® Wireless-AC 9560
Test Item : Band Edge Data
Test Date : 2018/12/24
Test Mode : Mode 2 SISO B: Transmit (802.11a_6Mbps)-Channel 36 (5180MHz)

RF Radiated Measurement (Horizontal):

Channel No.	Frequency (MHz)	Correct Factor (dB)	Reading Level (dBµV)	Emission Level (dBµV/m)	Peak Limit (dBµV/m)	Average Limit (dBµV/m)	Result
36 (Peak)	5102.029	15.090	41.215	56.305	74.00	54.00	Pass
36 (Peak)	5150.000	15.307	40.023	55.330	74.00	54.00	Pass
36 (Peak)	5185.942	15.418	86.313	101.732	--	--	--
36 (Average)	5150.000	15.307	20.434	35.741	74.00	54.00	Pass
36 (Average)	5182.899	15.405	74.806	90.211	--	--	--

Figure Channel 36: Horizontal (Peak)

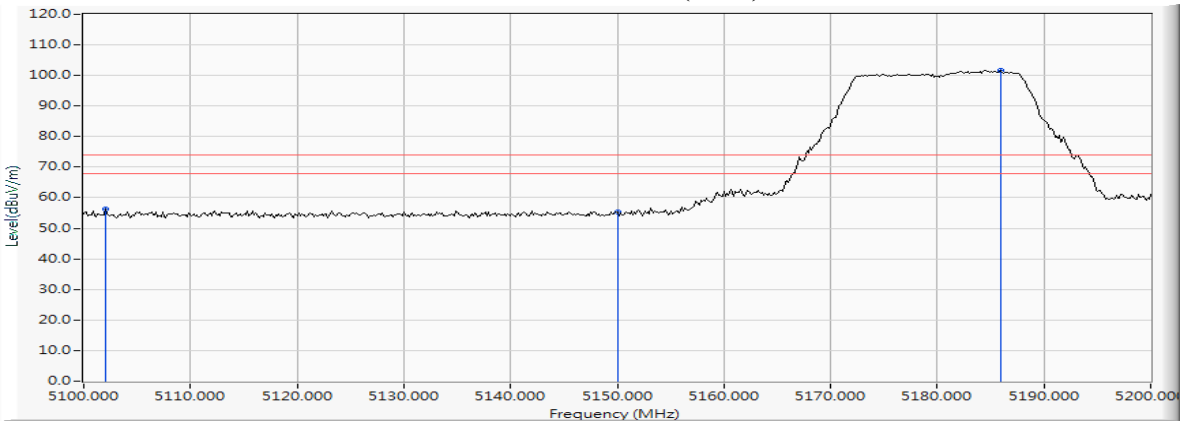

Figure Channel 36: Horizontal (Average)

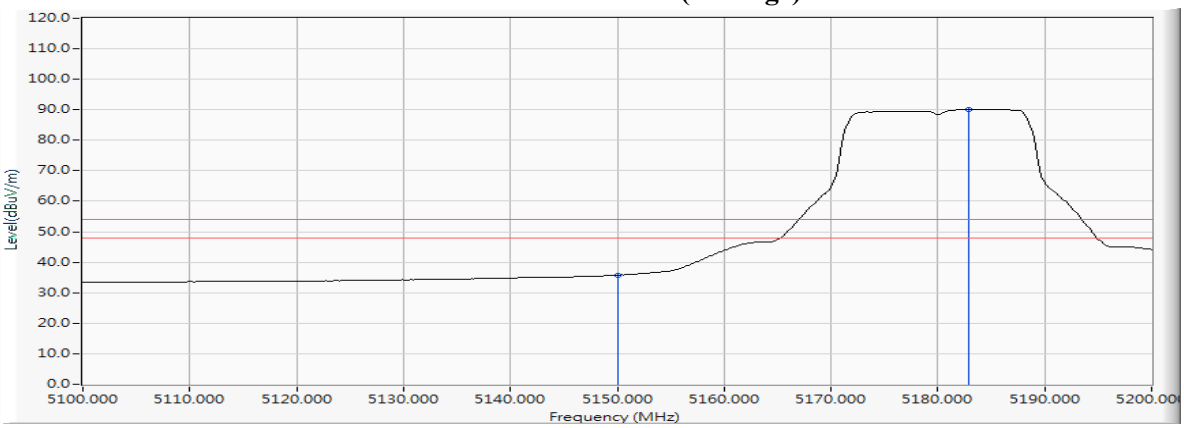

Note:

1. All readings above 1GHz are performed with peak and/or average measurements as necessary.
2. Measurement Level = Reading Level + Correct Factor.
3. The average measurement was not performed when the peak measured data under the limit of average detection.

Product : Intel® Wireless-AC 9560
Test Item : Band Edge Data
Test Date : 2018/12/24
Test Mode : Mode 2 SISO B: Transmit (802.11a_6Mbps)-Channel 36 (5180MHz)

RF Radiated Measurement (Vertical):

Channel No.	Frequency (MHz)	Correct Factor (dB)	Reading Level (dBμV)	Emission Level (dBμV/m)	Peak Limit (dBμV/m)	Average Limit (dBμV/m)	Result
36 (Peak)	5149.130	15.302	56.751	72.053	74.00	54.00	Pass
36 (Peak)	5150.000	15.307	55.377	70.684	74.00	54.00	Pass
36 (Peak)	5184.783	15.413	95.936	111.349	--	--	--
36 (Average)	5150.000	15.307	33.831	49.138	74.00	54.00	Pass
36 (Average)	5183.623	15.408	83.492	98.900	--	--	--

Figure Channel 36: Vertical (Peak)

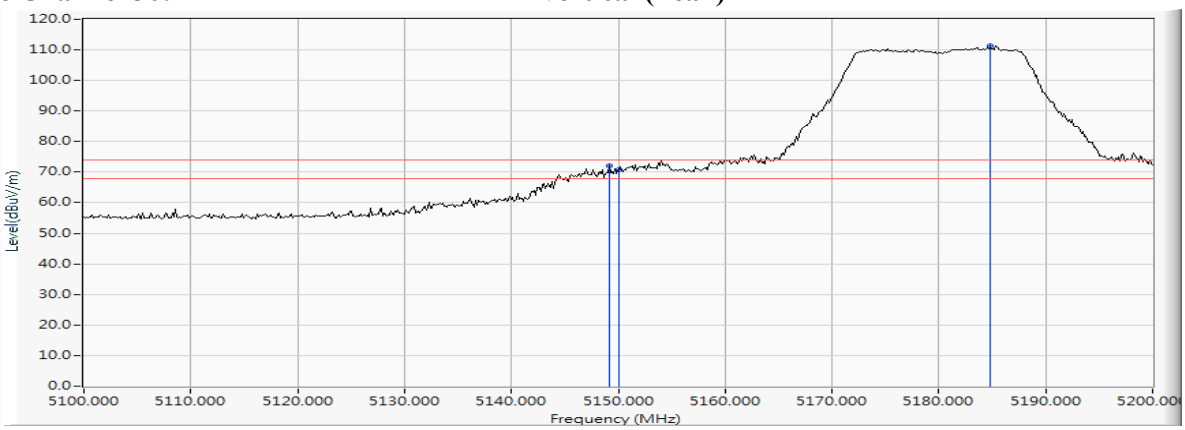

Figure Channel 36: Vertical (Average)

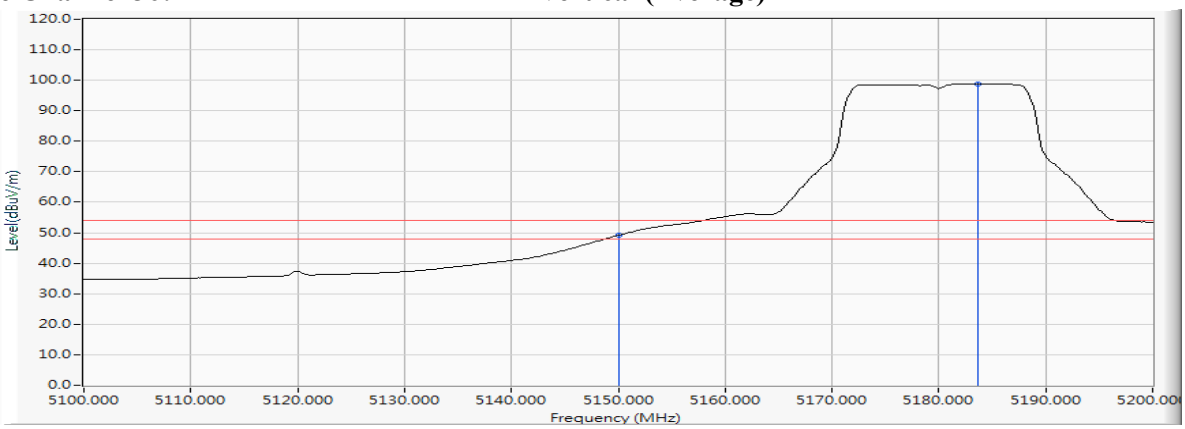

Note:

1. All readings above 1GHz are performed with peak and/or average measurements as necessary.
2. Measurement Level = Reading Level + Correct Factor.
3. The average measurement was not performed when the peak measured data under the limit of average detection.

Product : Intel® Wireless-AC 9560
Test Item : Band Edge Data
Test Date : 2018/12/24
Test Mode : Mode 2 SISO B: Transmit (802.11a_6Mbps) -Channel 64 (5320MHz)

RF Radiated Measurement (Horizontal):

Channel No.	Frequency (MHz)	Correct Factor (dB)	Reading Level (dBμV)	Emission Level (dBμV/m)	Peak Limit (dBμV/m)	Average Limit (dBμV/m)	Result
64 (Peak)	5324.783	15.865	83.394	99.259	--	--	--
64 (Peak)	5350.000	15.912	39.467	55.379	74.00	54.00	Pass
64 (Peak)	5353.043	15.922	40.993	56.915	74.00	54.00	Pass
64 (Average)	5325.362	15.867	71.726	87.593	--	--	--
64 (Average)	5350.000	15.912	19.244	35.156	74.00	54.00	Pass

Figure Channel 64: Horizontal (Peak)

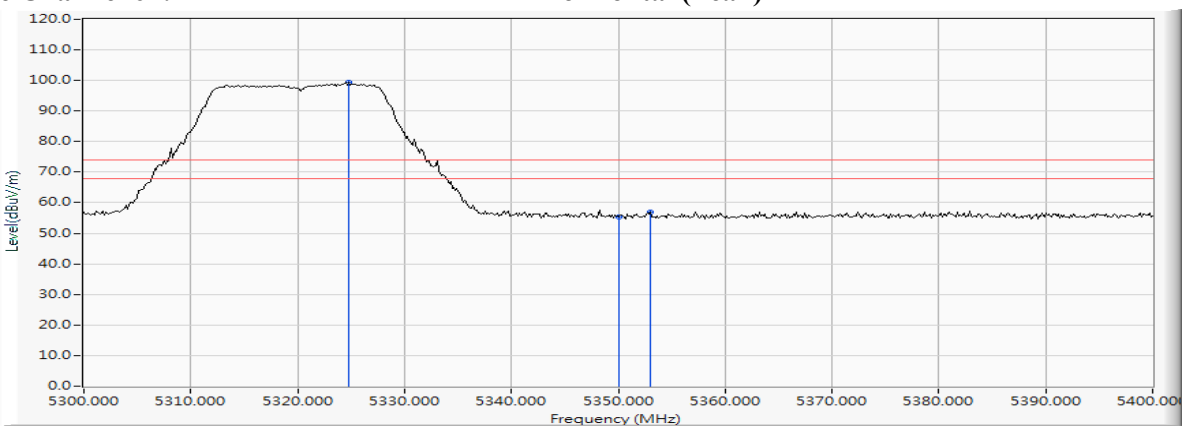

Figure Channel 64: Horizontal (Average)

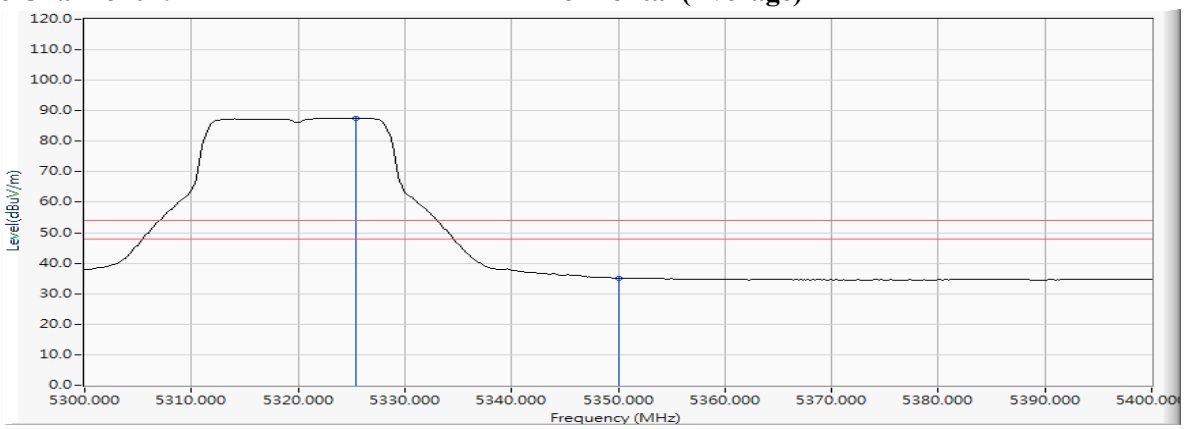

Note:

1. All readings above 1GHz are performed with peak and/or average measurements as necessary.
2. Measurement Level = Reading Level + Correct Factor.
3. The average measurement was not performed when the peak measured data under the limit of average detection.

Product	:	Intel® Wireless-AC 9560
Test Item	:	Band Edge Data
Test Date	:	2018/12/24
Test Mode	:	Mode 2 SISO B: Transmit (802.11a_6Mbps) -Channel 64 (5320MHz)

RF Radiated Measurement (Vertical):

Channel No.	Frequency (MHz)	Correct Factor (dB)	Reading Level (dBμV)	Emission Level (dBμV/m)	Peak Limit (dBμV/m)	Average Limit (dBμV/m)	Result
64 (Peak)	5324.783	15.865	96.530	112.395	--	--	--
64 (Peak)	5350.000	15.912	45.821	61.733	74.00	54.00	Pass
64 (Peak)	5351.884	15.918	46.978	62.896	74.00	54.00	Pass
64 (Average)	5325.942	15.868	84.491	100.360	--	--	--
64 (Average)	5350.000	15.912	29.060	44.972	74.00	54.00	Pass

Figure Channel 64: Vertical (Peak)

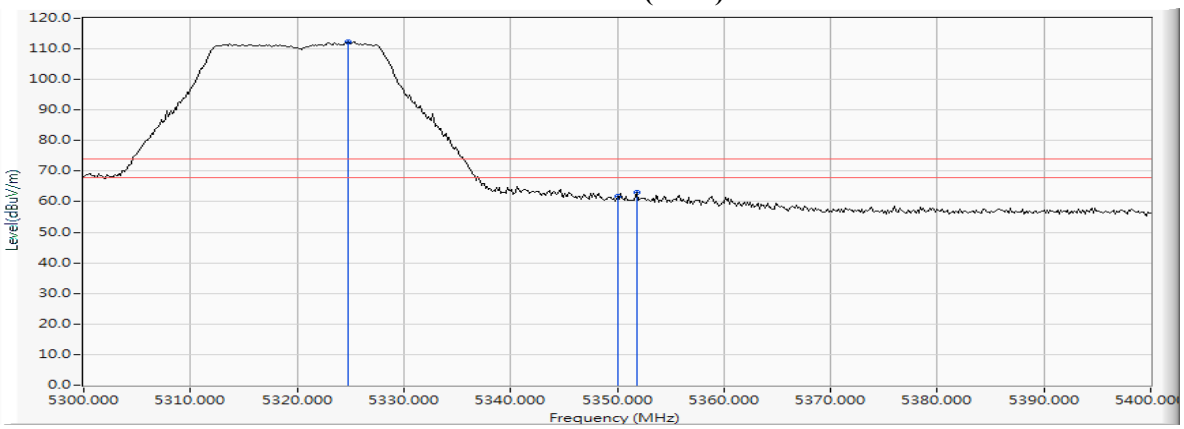

Figure Channel 64: Vertical (Average)

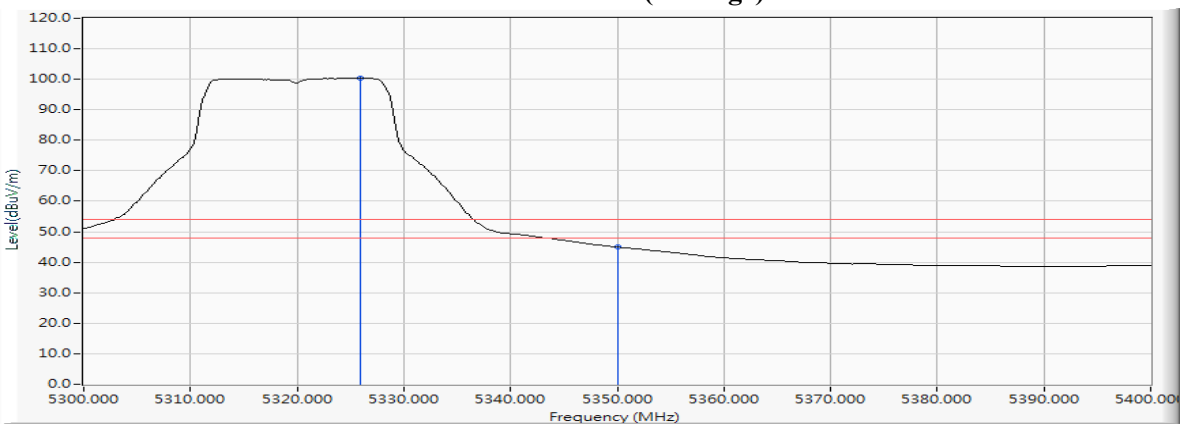

Note:

1. All readings above 1GHz are performed with peak and/or average measurements as necessary.
2. Measurement Level = Reading Level + Correct Factor.
3. The average measurement was not performed when the peak measured data under the limit of average detection.

Product : Intel® Wireless-AC 9560
Test Item : Band Edge Data
Test Date : 2018/12/24
Test Mode : Mode 2 SISO B: Transmit (802.11a_6Mbps) -Channel 100 (5500MHz)

RF Radiated Measurement (Horizontal):

Channel No.	Frequency (MHz)	Correct Factor (dB)	Reading Level (dBμV)	Emission Level (dBμV/m)	Peak Limit (dBμV/m)	Average Limit (dBμV/m)	Result
100 (Peak)	5450.435	16.159	41.906	58.065	74.00	54.00	Pass
100 (Peak)	5460.000	16.185	40.656	56.841	74.00	54.00	Pass
100 (Peak)	5504.783	16.273	86.125	102.398	--	--	--
100 (Average)	5460.000	16.185	21.721	37.906	74.00	54.00	Pass
100 (Average)	5505.652	16.273	74.224	90.497	--	--	--

Figure Channel 100: Horizontal (Peak)

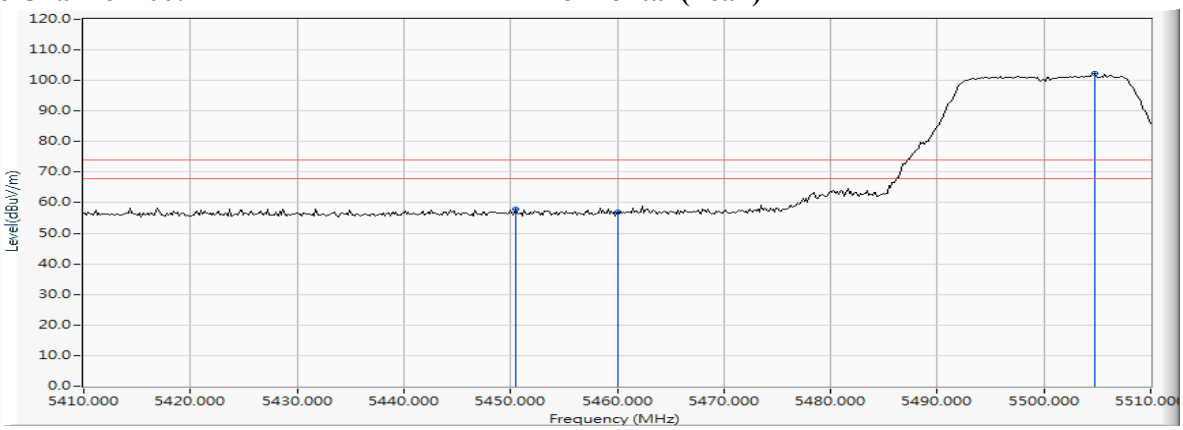

Figure Channel 100: Horizontal (Average)

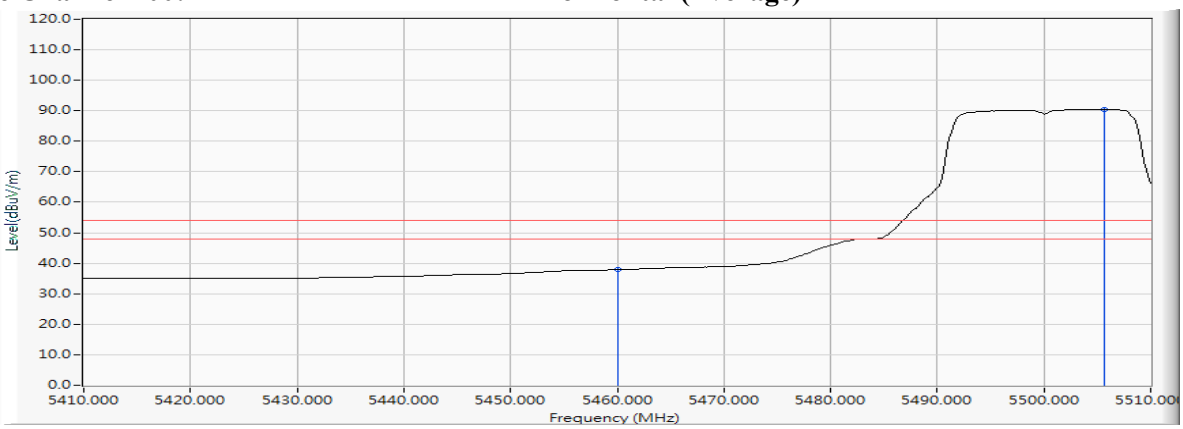

Note:

1. All readings above 1GHz are performed with peak and/or average measurements as necessary.
2. Measurement Level = Reading Level + Correct Factor.
3. The average measurement was not performed when the peak measured data under the limit of average detection.

Product : Intel® Wireless-AC 9560
Test Item : Band Edge Data
Test Date : 2018/12/24
Test Mode : Mode 2 SISO B: Transmit (802.11a_6Mbps) -Channel 100 (5500MHz)

RF Radiated Measurement (Vertical):

Channel No.	Frequency (MHz)	Correct Factor (dB)	Reading Level (dBμV)	Emission Level (dBμV/m)	Peak Limit (dBμV/m)	Average Limit (dBμV/m)	Result
100 (Peak)	5458.986	16.183	44.200	60.383	74.00	54.00	Pass
100 (Peak)	5460.000	16.185	42.132	58.317	74.00	54.00	Pass
100 (Peak)	5505.217	16.272	97.869	114.142	--	--	--
100 (Average)	5460.000	16.185	25.194	41.379	74.00	54.00	Pass
100 (Average)	5505.507	16.273	85.524	101.797	--	--	--

Figure Channel 100: Vertical (Peak)

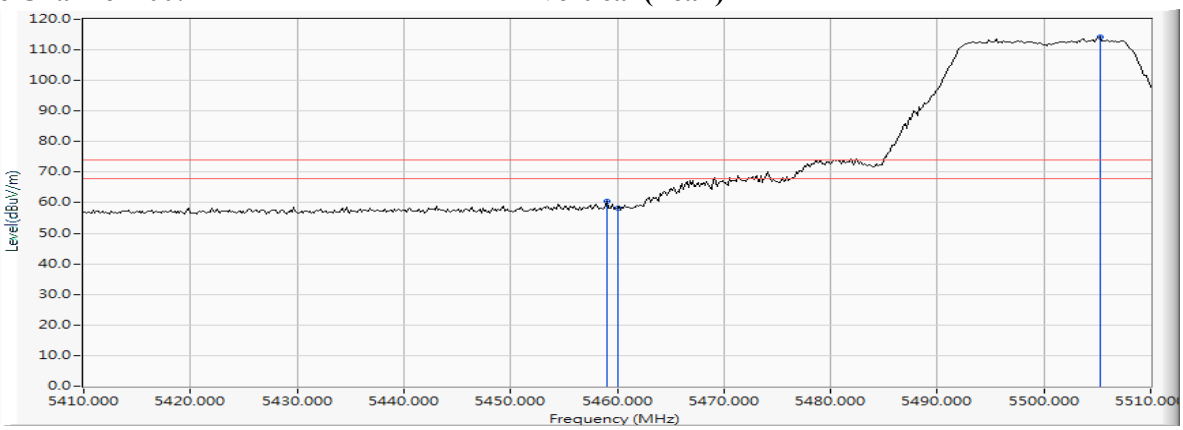

Figure Channel 100: Vertical (Average)

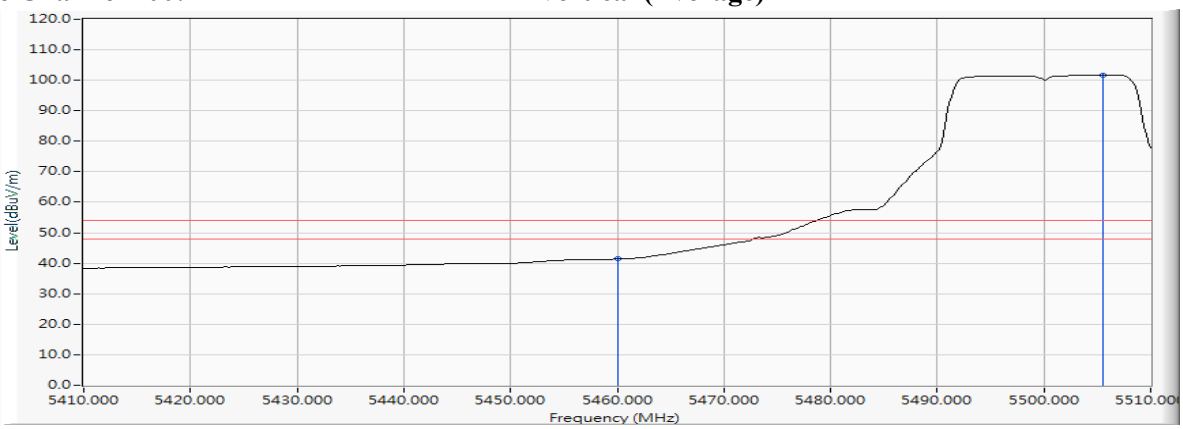

Note:

1. All readings above 1GHz are performed with peak and/or average measurements as necessary.
2. Measurement Level = Reading Level + Correct Factor.
3. The average measurement was not performed when the peak measured data under the limit of average detection.

Product : Intel® Wireless-AC 9560
Test Item : Band Edge Data
Test Date : 2018/12/24
Test Mode : Mode 2 SISO B: Transmit (802.11a_6Mbps) -Channel 100 (5500MHz)

RF Radiated Measurement:

	Frequency (MHz)	Correct Factor (dB)	Reading Level (dBµV)	Measure Level (dBµV /m)	Margin (dB)	Limit (dBµV /m)	Result
Horizontal	5467.101	16.195	41.568	57.763	-4.986	68.220	Pass
Horizontal	5470.000	16.200	39.989	56.189	-6.347	68.220	Pass
Horizontal	5505.072	16.272	86.060	102.333	--	--	--

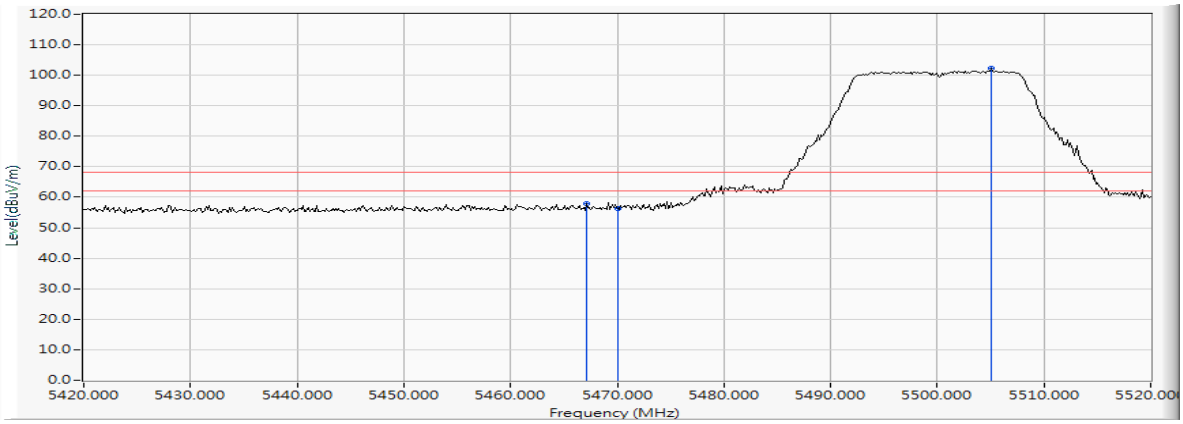

	Frequency (MHz)	Correct Factor (dB)	Reading Level (dBµV)	Measure Level (dBµV /m)	Margin (dB)	Limit (dBµV /m)	Result
Vertical	5469.275	16.199	51.795	67.993	-0.463	68.220	Pass
Vertical	5470.000	16.200	50.849	67.049	-1.006	68.220	Pass
Vertical	5504.638	16.273	97.583	113.856	--	--	--

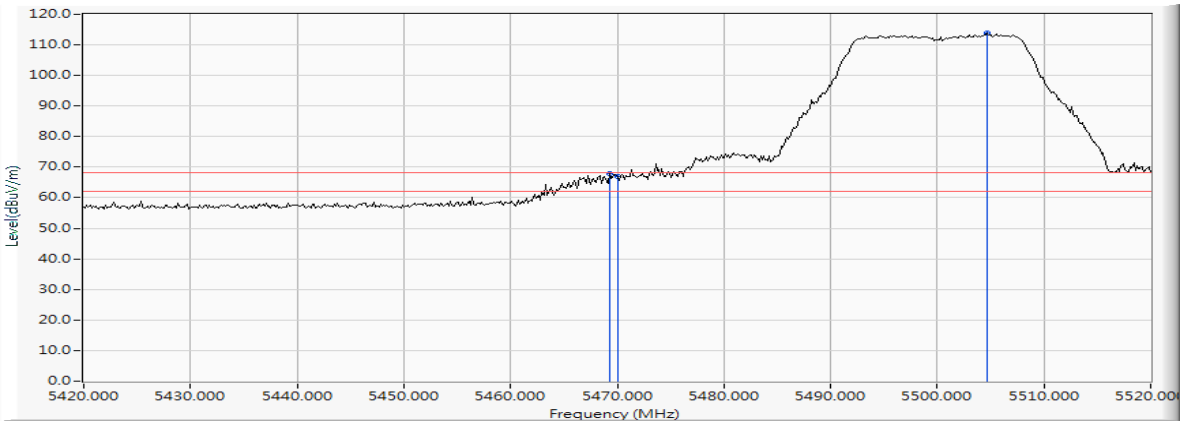

Product : Intel® Wireless-AC 9560
Test Item : Band Edge Data
Test Date : 2018/12/24
Test Mode : Mode 2 SISO B: Transmit (802.11a_6Mbps) -Channel 140 (5700MHz)

RF Radiated Measurement:

	Frequency (MHz)	Correct Factor (dB)	Reading Level (dBµV)	Measure Level (dBµV /m)	Margin (dB)	Limit (dBµV /m)	Result
Horizontal	5693.261	16.494	83.192	99.685	--	--	--
Horizontal	5725.000	16.544	40.719	57.263	-3.470	68.220	Pass
Horizontal	5726.884	16.547	42.667	59.214	-2.836	68.220	Pass

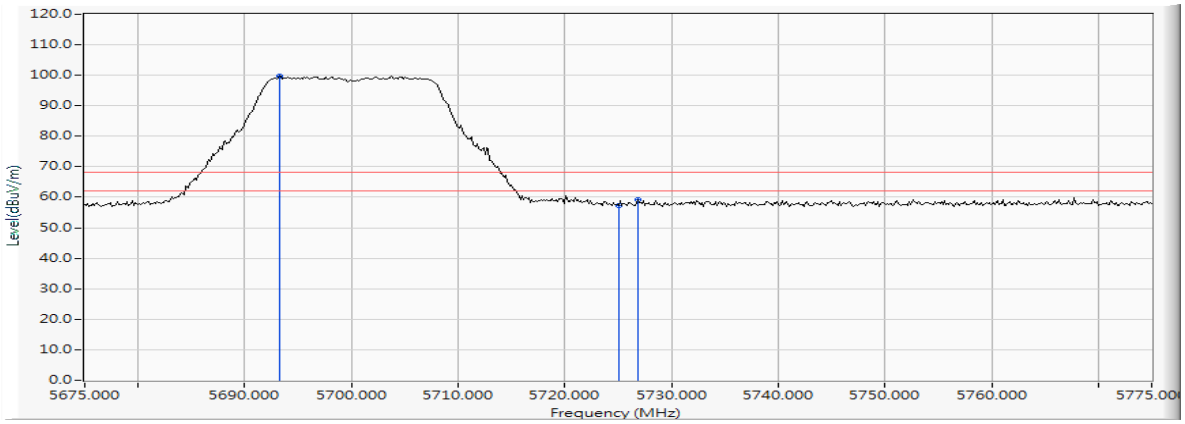

	Frequency (MHz)	Correct Factor (dB)	Reading Level (dBµV)	Measure Level (dBµV /m)	Margin (dB)	Limit (dBµV /m)	Result
Vertical	5704.855	16.508	97.794	114.302	--	--	--
Vertical	5725.000	16.544	47.453	63.997	-2.268	68.220	Pass
Vertical	5732.826	16.551	48.907	65.458	-0.300	68.220	Pass

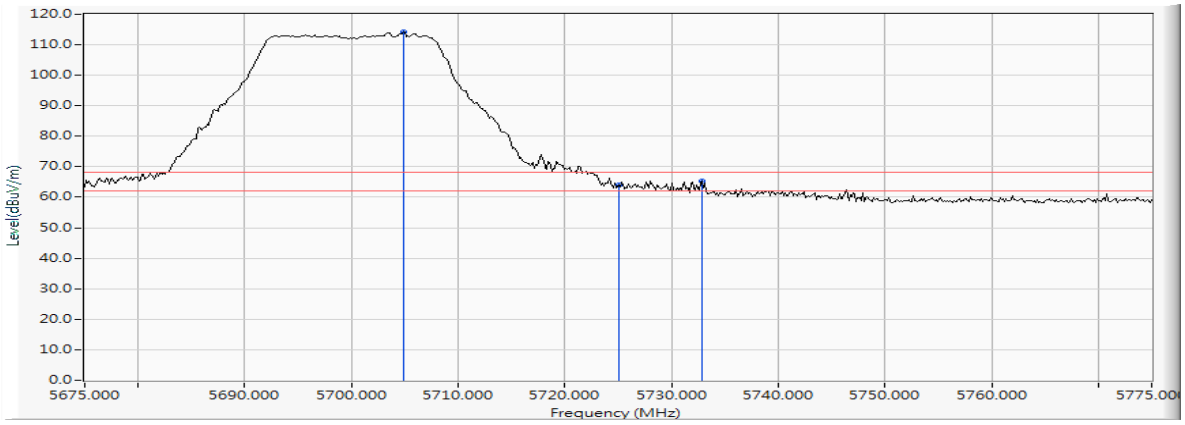

Product : Intel® Wireless-AC 9560
Test Item : Band Edge Data
Test Date : 2018/12/24
Test Mode : Mode 2 SISO B: Transmit (802.11a_6Mbps) -Channel 149 (5745MHz)

RF Radiated Measurement:

	Frequency (MHz)	Correct Factor (dB)	Reading Level (dBµV)	Measure Level (dBµV /m)	Margin (dB)	Limit (dBµV /m)	Result
Horizontal	5646.667	16.437	41.732	58.170	-10.050	68.220	Pass
Horizontal	5650.000	16.447	41.290	57.737	-10.483	68.220	Pass
Horizontal	5700.000	16.502	45.185	61.687	-43.513	105.200	Pass
Horizontal	5720.000	16.535	51.412	67.947	-42.853	110.800	Pass
Horizontal	5725.000	16.544	62.061	78.605	-43.595	122.200	Pass
Horizontal	5748.623	16.566	87.293	103.859	--	--	--

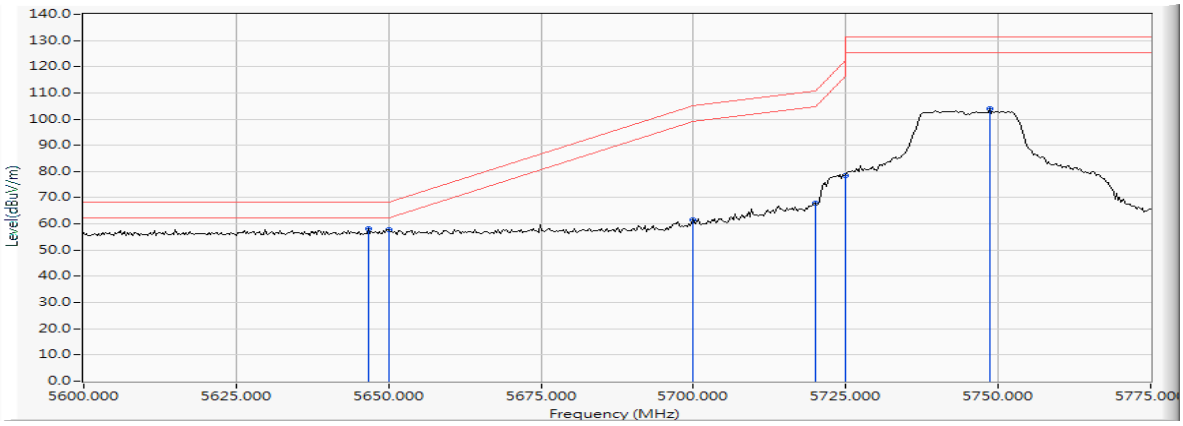

Product : Intel® Wireless-AC 9560
Test Item : Band Edge Data
Test Date : 2018/12/24
Test Mode : Mode 2 SISO B: Transmit (802.11a_6Mbps) -Channel 149 (5745MHz)

RF Radiated Measurement:

	Frequency (MHz)	Correct Factor (dB)	Reading Level (dBµV)	Measure Level (dBµV /m)	Margin (dB)	Limit (dBµV /m)	Result
Vertical	5648.188	16.442	43.985	60.427	-7.793	68.220	Pass
Vertical	5650.000	16.447	42.301	58.748	-9.472	68.220	Pass
Vertical	5700.000	16.502	56.353	72.855	-32.345	105.200	Pass
Vertical	5709.565	16.515	63.763	80.278	-27.600	107.878	Pass
Vertical	5720.000	16.535	63.693	80.228	-30.572	110.800	Pass
Vertical	5725.000	16.544	74.966	91.510	-30.690	122.200	Pass
Vertical	5750.145	16.568	99.410	115.978	--	--	--

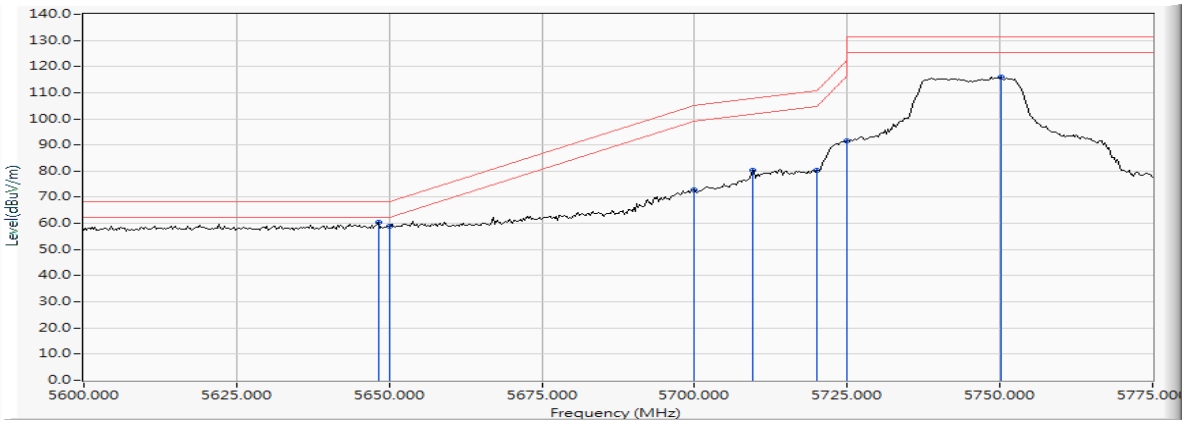

Product : Intel® Wireless-AC 9560
Test Item : Band Edge Data
Test Date : 2018/12/24
Test Mode : Mode 2 SISO B: Transmit (802.11a_6Mbps) -Channel 165 (5825MHz)

RF Radiated Measurement:

	Frequency (MHz)	Correct Factor (dB)	Reading Level (dBµV)	Measure Level (dBµV /m)	Margin (dB)	Limit (dBµV /m)	Result
Horizontal	5828.116	16.716	86.425	103.141	--	--	--
Horizontal	5850.000	16.748	46.947	63.695	-58.505	122.200	Pass
Horizontal	5855.000	16.758	43.889	60.647	-50.153	110.800	Pass
Horizontal	5857.391	16.764	44.923	61.687	-48.444	110.131	Pass
Horizontal	5875.000	16.807	41.280	58.088	-47.112	105.200	Pass
Horizontal	5925.000	16.920	41.822	58.742	-9.458	68.200	Pass

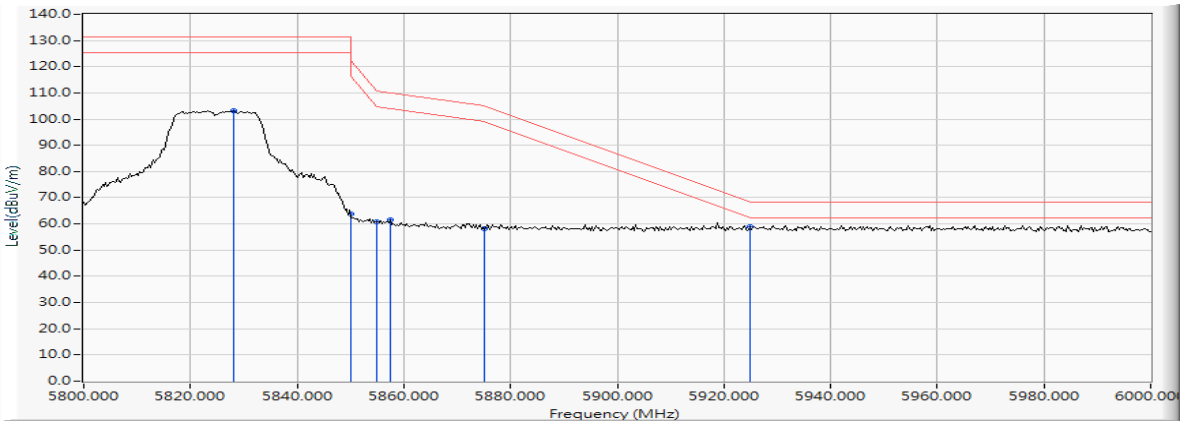

Product : Intel® Wireless-AC 9560
Test Item : Band Edge Data
Test Date : 2018/12/24
Test Mode : Mode 2 SISO B: Transmit (802.11a_6Mbps) -Channel 149 (5825MHz)

RF Radiated Measurement:

	Frequency (MHz)	Correct Factor (dB)	Reading Level (dBµV)	Measure Level (dBµV /m)	Margin (dB)	Limit (dBµV /m)	Result
Vertical	5830.145	16.719	98.898	115.617	--	--	--
Vertical	5850.000	16.748	59.135	75.883	-46.317	122.200	Pass
Vertical	5855.000	16.758	56.959	73.717	-37.083	110.800	Pass
Vertical	5857.681	16.764	57.571	74.336	-35.713	110.049	Pass
Vertical	5875.000	16.807	48.733	65.541	-39.659	105.200	Pass
Vertical	5876.232	16.811	49.442	66.253	-38.035	104.288	Pass
Vertical	5925.000	16.920	42.606	59.526	-8.674	68.200	Pass
Vertical	5932.174	16.927	43.658	60.585	-7.615	68.200	Pass

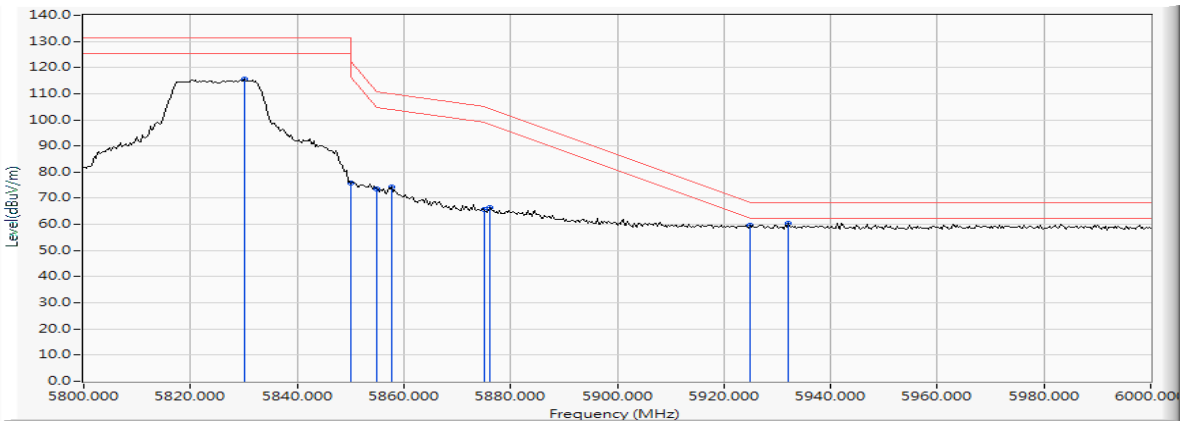

Product : Intel® Wireless-AC 9560
Test Item : Band Edge Data
Test Date : 2018/12/24
Test Mode : Mode 2 SISO B: Transmit (802.11n-20BW_7.2Mbps) -Channel 36 (5180MHz)

RF Radiated Measurement (Horizontal):

Channel No.	Frequency (MHz)	Correct Factor (dB)	Reading Level (dBμV)	Emission Level (dBμV/m)	Peak Limit (dBμV/m)	Average Limit (dBμV/m)	Result
36 (Peak)	5147.246	15.291	41.315	56.606	74.00	54.00	Pass
36 (Peak)	5150.000	15.307	39.018	54.325	74.00	54.00	Pass
36 (Peak)	5185.652	15.417	86.546	101.963	--	--	--
36 (Average)	5150.000	15.307	21.473	36.780	74.00	54.00	Pass
36 (Average)	5182.899	15.405	75.595	91.000	--	--	--

Figure Channel 36: Horizontal (Peak)

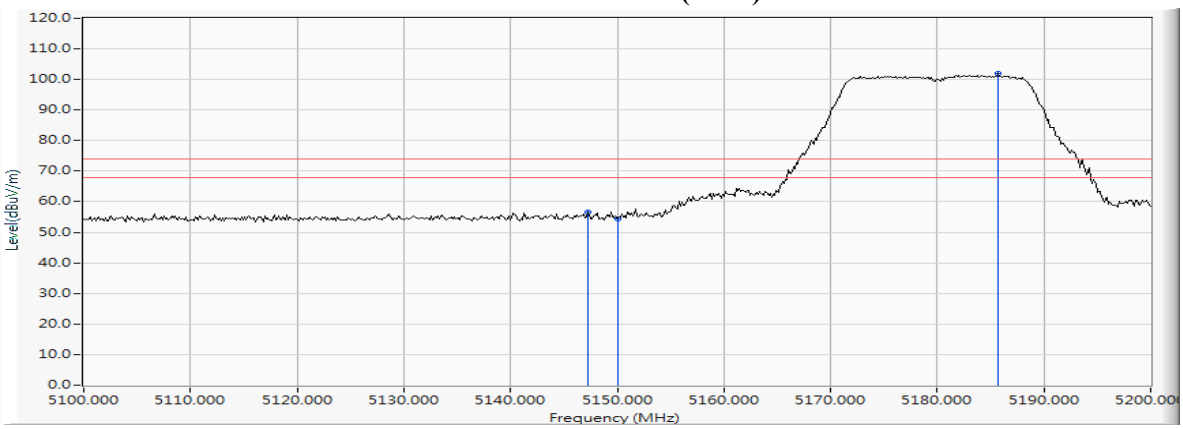

Figure Channel 36: Horizontal (Average)

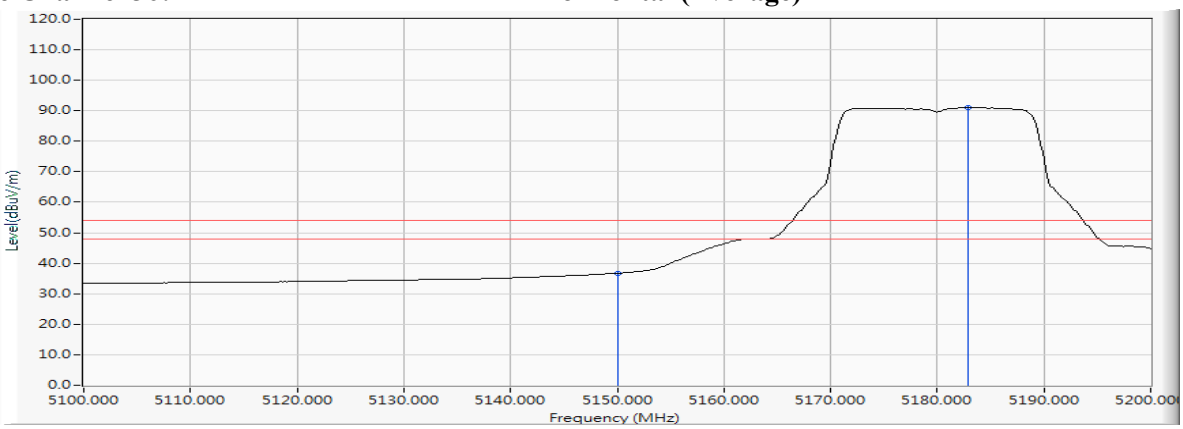

Note:

1. All readings above 1GHz are performed with peak and/or average measurements as necessary.
2. Measurement Level = Reading Level + Correct Factor.
3. The average measurement was not performed when the peak measured data under the limit of average detection.

Product : Intel® Wireless-AC 9560
Test Item : Band Edge Data
Test Date : 2018/12/24
Test Mode : Mode 2 SISO B: Transmit (802.11n-20BW_7.2Mbps) -Channel 36 (5180MHz)

RF Radiated Measurement (Vertical):

Channel No.	Frequency (MHz)	Correct Factor (dB)	Reading Level (dBμV)	Emission Level (dBμV/m)	Peak Limit (dBμV/m)	Average Limit (dBμV/m)	Result
36 (Peak)	5149.275	15.303	50.946	66.249	74.00	54.00	Pass
36 (Peak)	5150.000	15.307	47.835	63.142	74.00	54.00	Pass
36 (Peak)	5185.362	15.416	95.296	110.712	--	--	--
36 (Average)	5150.000	15.307	29.176	44.483	74.00	54.00	Pass
36 (Average)	5185.362	15.416	84.069	99.485	--	--	--

Figure Channel 36: Vertical (Peak)

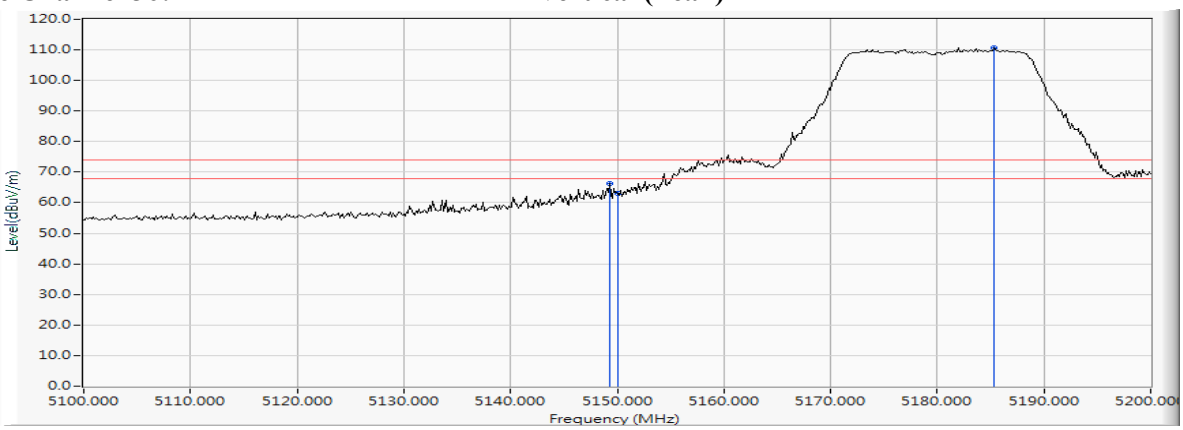

Figure Channel 36: Vertical (Average)

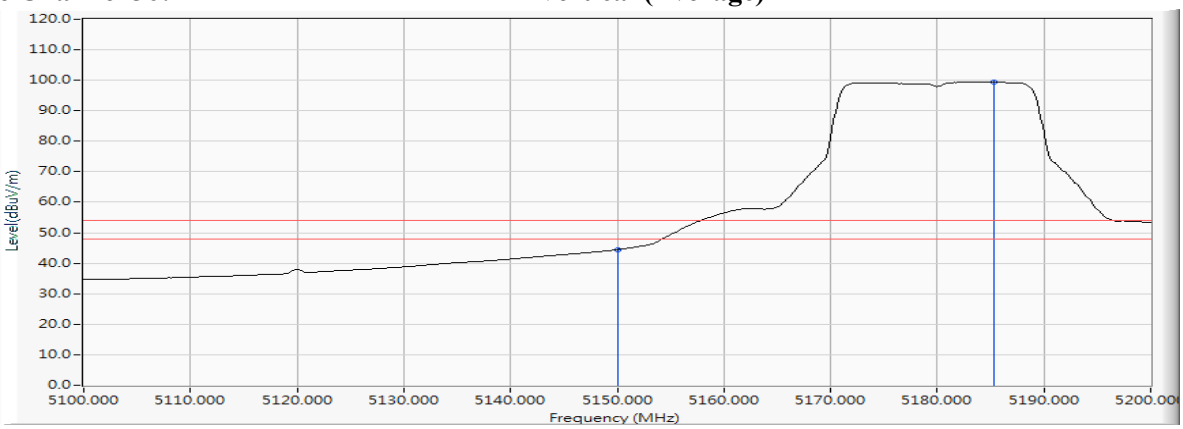

Note:

1. All readings above 1GHz are performed with peak and/or average measurements as necessary.
2. Measurement Level = Reading Level + Correct Factor.
3. The average measurement was not performed when the peak measured data under the limit of average detection.

Product : Intel® Wireless-AC 9560
Test Item : Band Edge Data
Test Date : 2018/12/24
Test Mode : Mode 2 SISO B: Transmit (802.11n-20BW_7.2Mbps) -Channel 64 (5320MHz)

RF Radiated Measurement (Horizontal):

Channel No.	Frequency (MHz)	Correct Factor (dB)	Reading Level (dBμV)	Emission Level (dBμV/m)	Peak Limit (dBμV/m)	Average Limit (dBμV/m)	Result
64 (Peak)	5324.058	15.863	82.985	98.848	--	--	--
64 (Peak)	5350.000	15.912	40.233	56.145	74.00	54.00	Pass
64 (Average)	5325.217	15.866	72.159	88.025	--	--	--
64 (Average)	5350.000	15.912	19.451	35.363	74.00	54.00	Pass

Figure Channel 64: Horizontal (Peak)

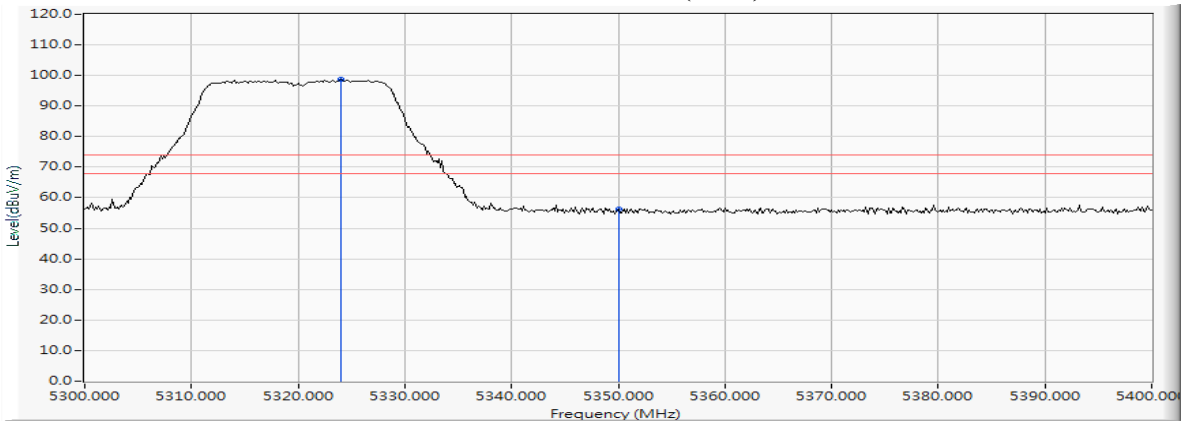

Figure Channel 64: Horizontal (Average)

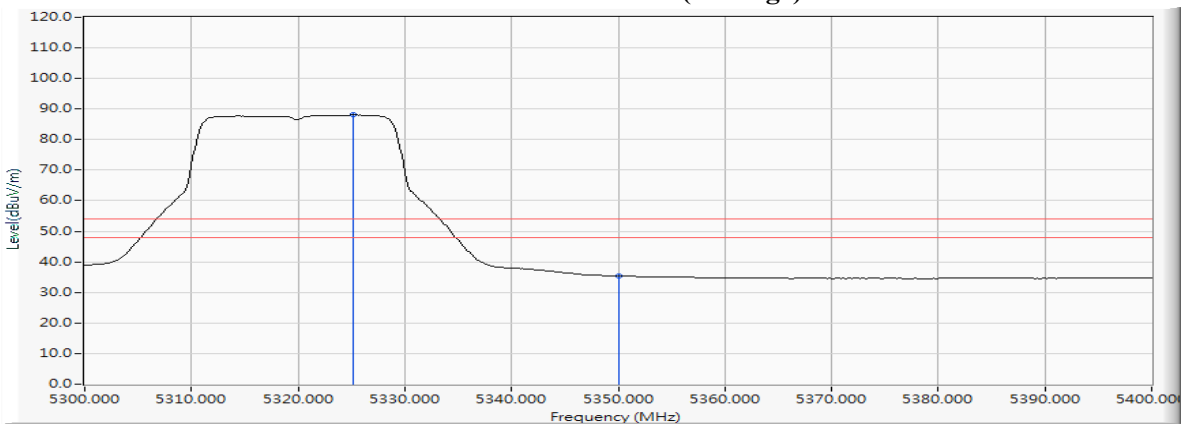

Note:

1. All readings above 1GHz are performed with peak and/or average measurements as necessary.
2. Measurement Level = Reading Level + Correct Factor.
3. The average measurement was not performed when the peak measured data under the limit of average detection.

Product : Intel® Wireless-AC 9560
Test Item : Band Edge Data
Test Date : 2018/12/24
Test Mode : Mode 2 SISO B: Transmit (802.11n-20BW_7.2Mbps) -Channel 64 (5320MHz)

RF Radiated Measurement (Vertical):

Channel No.	Frequency (MHz)	Correct Factor (dB)	Reading Level (dBμV)	Emission Level (dBμV/m)	Peak Limit (dBμV/m)	Average Limit (dBμV/m)	Result
64 (Peak)	5324.638	15.865	96.069	111.934	--	--	--
64 (Peak)	5350.000	15.912	42.325	58.237	74.00	54.00	Pass
64 (Peak)	5357.971	15.937	44.394	60.331	74.00	54.00	Pass
64 (Average)	5325.217	15.866	84.976	100.842	--	--	--
64 (Average)	5350.000	15.912	27.744	43.656	74.00	54.00	Pass

Figure Channel 64: Vertical (Peak)

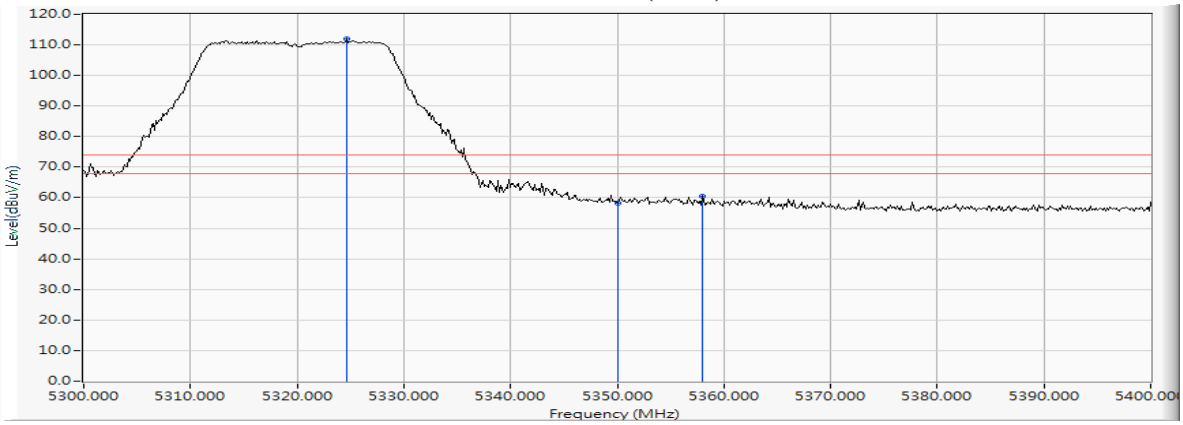

Figure Channel 64: Vertical (Average)

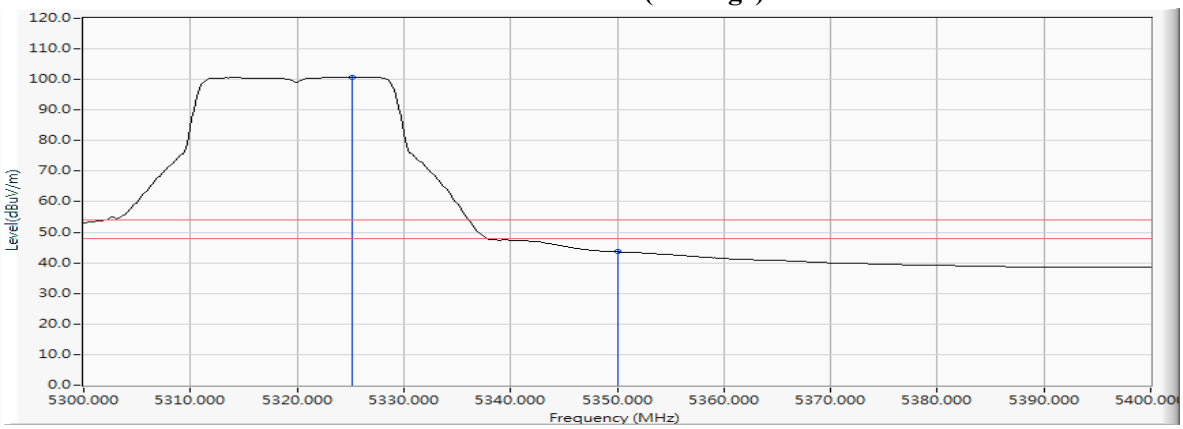

Note:

1. All readings above 1GHz are performed with peak and/or average measurements as necessary.
2. Measurement Level = Reading Level + Correct Factor.
3. The average measurement was not performed when the peak measured data under the limit of average detection.

Product : Intel® Wireless-AC 9560
Test Item : Band Edge Data
Test Date : 2018/12/24
Test Mode : Mode 2 SISO B: Transmit (802.11n-20BW_7.2Mbps) -Channel 100 (5500MHz)

RF Radiated Measurement (Horizontal):

Channel No.	Frequency (MHz)	Correct Factor (dB)	Reading Level (dBμV)	Emission Level (dBμV/m)	Peak Limit (dBμV/m)	Average Limit (dBμV/m)	Result
100 (Peak)	5454.203	16.171	41.589	57.760	74.00	54.00	Pass
100 (Peak)	5460.000	16.185	40.645	56.830	74.00	54.00	Pass
100 (Peak)	5505.072	16.272	85.664	101.937	--	--	--
100 (Average)	5460.000	16.185	20.771	36.956	74.00	54.00	Pass
100 (Average)	5505.362	16.272	74.118	90.391	--	--	--

Figure Channel 100: Horizontal (Peak)

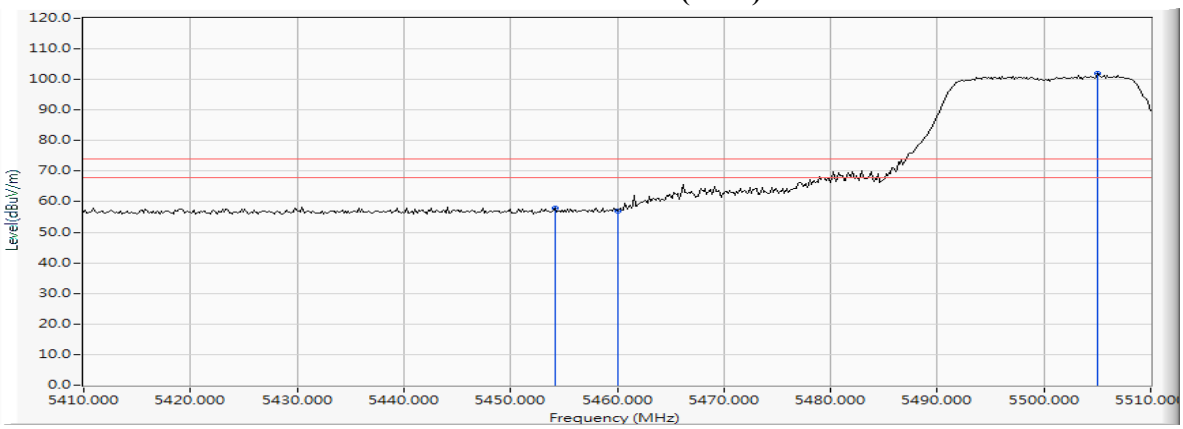

Figure Channel 100: Horizontal (Average)

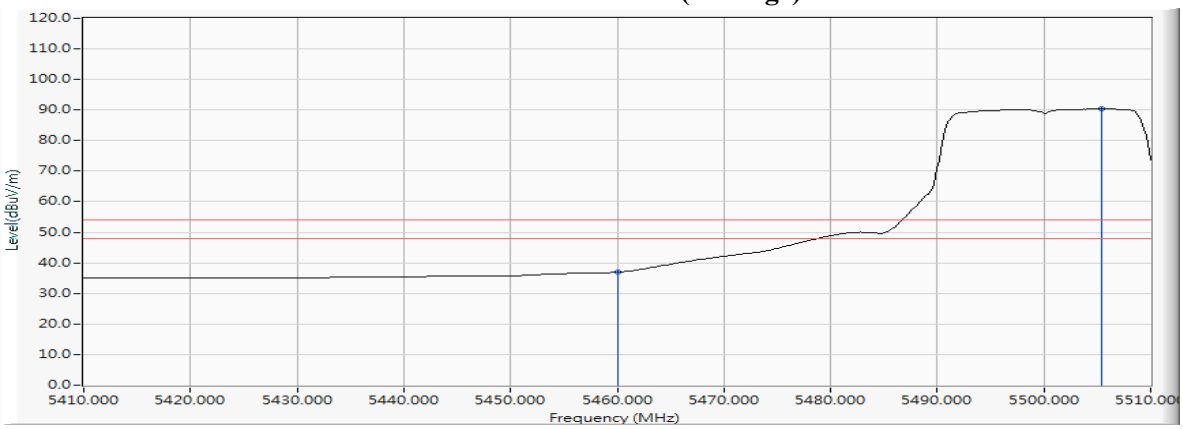

Note:

1. All readings above 1GHz are performed with peak and/or average measurements as necessary.
2. Measurement Level = Reading Level + Correct Factor.
3. The average measurement was not performed when the peak measured data under the limit of average detection.

Product : Intel® Wireless-AC 9560
Test Item : Band Edge Data
Test Date : 2018/12/24
Test Mode : Mode 2 SISO B: Transmit (802.11n-20BW_7.2Mbps) -Channel 100 (5500MHz)

RF Radiated Measurement (Vertical):

Channel No.	Frequency (MHz)	Correct Factor (dB)	Reading Level (dBμV)	Emission Level (dBμV/m)	Peak Limit (dBμV/m)	Average Limit (dBμV/m)	Result
100 (Peak)	5457.246	16.180	43.386	59.567	74.00	54.00	Pass
100 (Peak)	5460.000	16.185	42.227	58.412	74.00	54.00	Pass
100 (Peak)	5505.942	16.273	96.483	112.756	--	--	--
100 (Average)	5460.000	16.185	25.176	41.361	74.00	54.00	Pass
100 (Average)	5505.217	16.272	85.685	101.958	--	--	--

Figure Channel 100: Vertical (Peak)

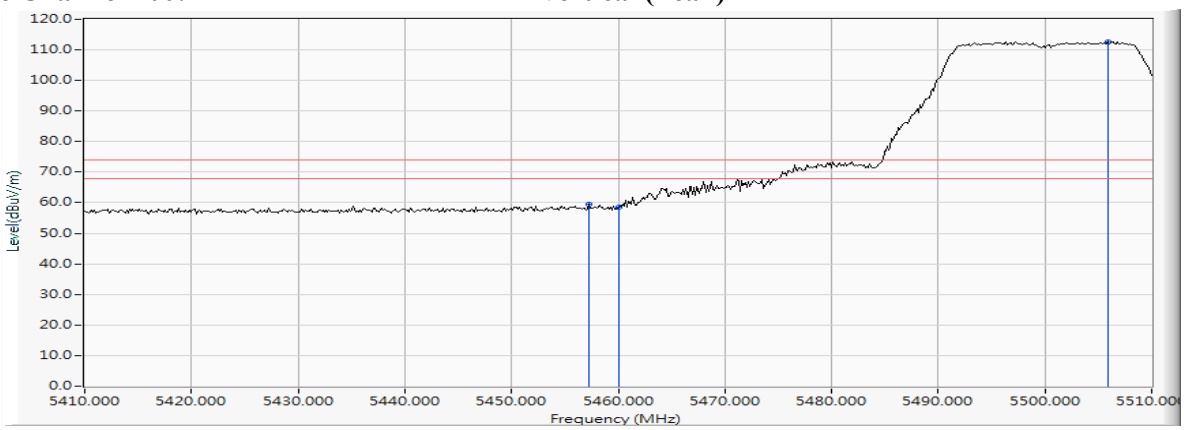

Figure Channel 100: Vertical (Average)

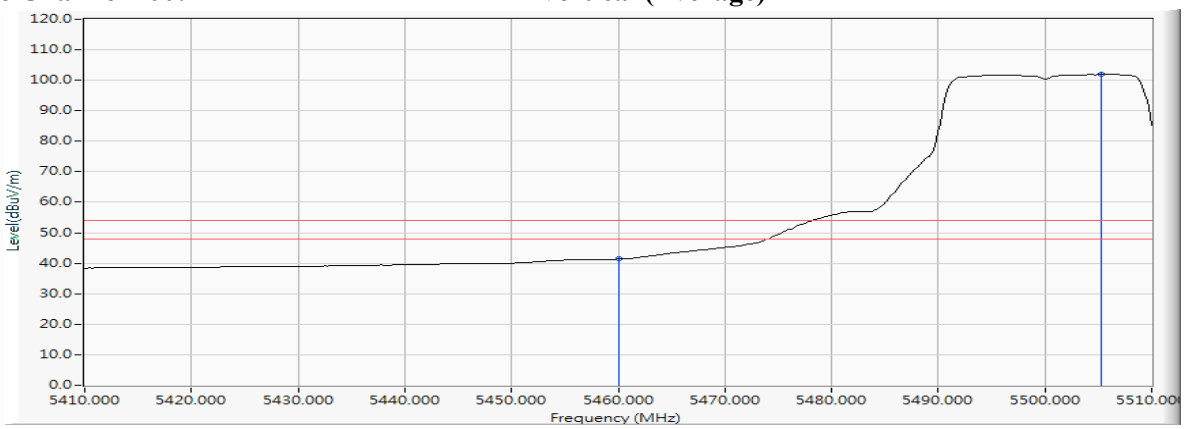

Note:

1. All readings above 1GHz are performed with peak and/or average measurements as necessary.
2. Measurement Level = Reading Level + Correct Factor.
3. The average measurement was not performed when the peak measured data under the limit of average detection.

Product : Intel® Wireless-AC 9560
Test Item : Band Edge Data
Test Date : 2018/12/24
Test Mode : Mode 2 SISO B: Transmit (802.11n-20BW_7.2Mbps) -Channel 100 (5500MHz)

RF Radiated Measurement:

	Frequency (MHz)	Correct Factor (dB)	Reading Level (dBµV)	Measure Level (dBµV /m)	Margin (dB)	Limit (dBµV /m)	Result
Horizontal	5468.261	16.197	48.784	64.981	-3.239	68.220	Pass
Horizontal	5470.000	16.200	47.917	64.117	-4.103	68.220	Pass
Horizontal	5496.087	16.265	84.866	101.131	--	--	--

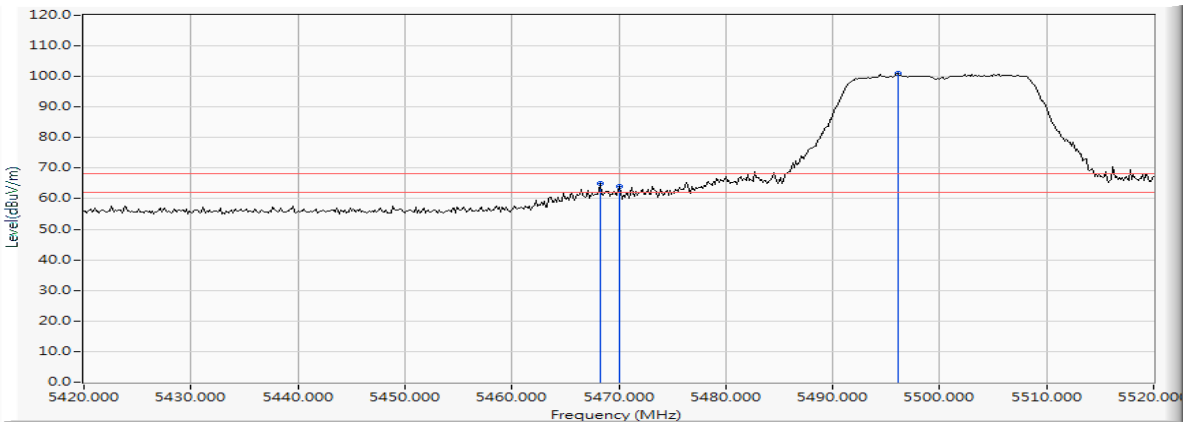

	Frequency (MHz)	Correct Factor (dB)	Reading Level (dBµV)	Measure Level (dBµV /m)	Margin (dB)	Limit (dBµV /m)	Result
Vertical	5465.652	16.192	51.162	67.355	-0.865	68.220	Pass
Vertical	5470.000	16.200	45.833	62.033	-6.187	68.220	Pass
Vertical	5503.043	16.273	96.519	112.792	--	--	--

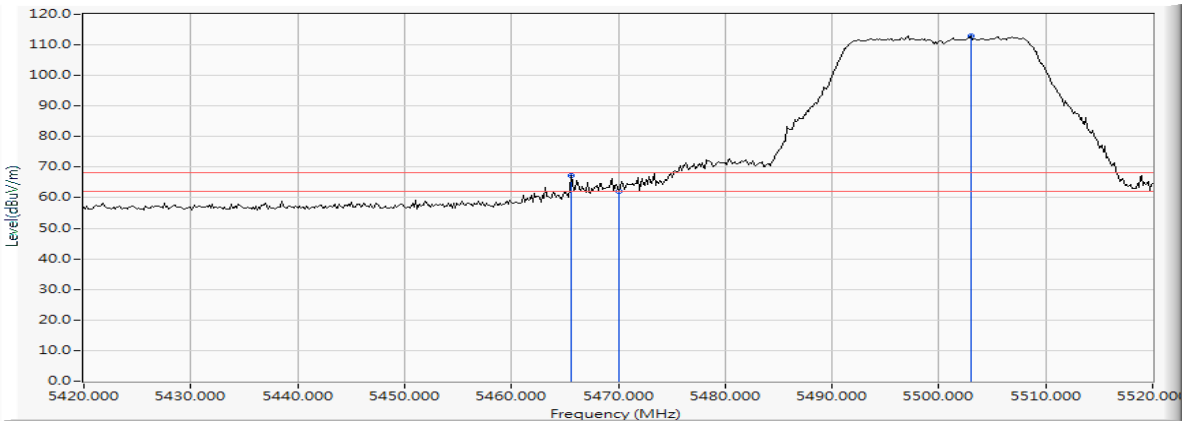

Product : Intel® Wireless-AC 9560
Test Item : Band Edge Data
Test Date : 2018/12/24
Test Mode : Mode 2 SISO B: Transmit (802.11n-20BW_7.2Mbps) -Channel 140 (5700MHz)

RF Radiated Measurement:

	Frequency (MHz)	Correct Factor (dB)	Reading Level (dBµV)	Measure Level (dBµV /m)	Margin (dB)	Limit (dBµV /m)	Result
Horizontal	5694.420	16.494	82.702	99.197	--	--	--
Horizontal	5725.000	16.544	41.146	57.690	-10.530	68.220	Pass
Horizontal	5729.348	16.548	42.328	58.877	-9.343	68.220	Pass

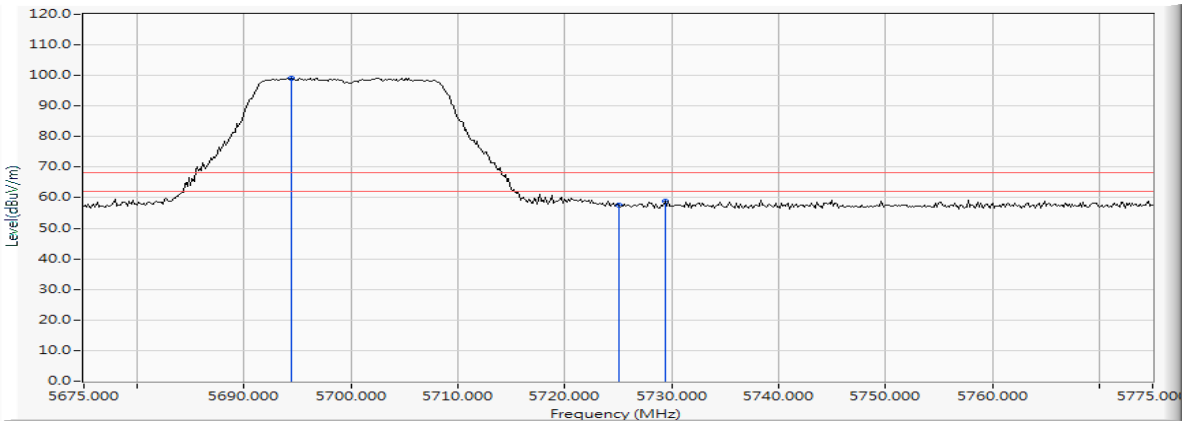

	Frequency (MHz)	Correct Factor (dB)	Reading Level (dBµV)	Measure Level (dBµV /m)	Margin (dB)	Limit (dBµV /m)	Result
Vertical	5697.609	16.499	96.692	113.191	--	--	--
Vertical	5725.000	16.544	50.254	66.798	-1.422	68.220	Pass

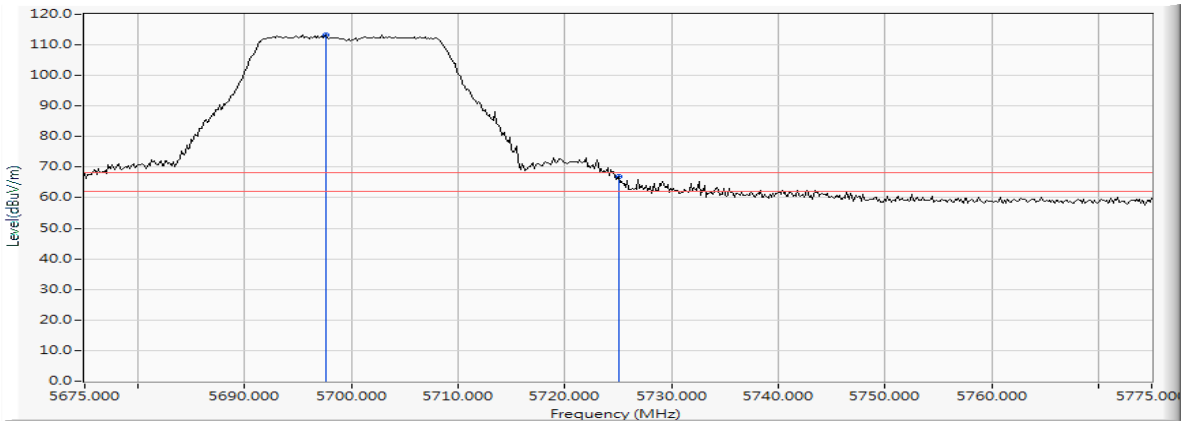

Product : Intel® Wireless-AC 9560
Test Item : Band Edge Data
Test Date : 2018/12/24
Test Mode : Mode 2 SISO B: Transmit (802.11n-20BW_7.2Mbps) -Channel 149 (5745MHz)

RF Radiated Measurement:

	Frequency (MHz)	Correct Factor (dB)	Reading Level (dBµV)	Measure Level (dBµV /m)	Margin (dB)	Limit (dBµV /m)	Result
Horizontal	5630.942	16.409	41.514	57.923	-10.297	68.220	Pass
Horizontal	5650.000	16.447	39.447	55.894	-12.326	68.220	Pass
Horizontal	5696.377	16.496	43.322	59.819	-42.701	102.520	Pass
Horizontal	5700.000	16.502	42.456	58.958	-46.242	105.200	Pass
Horizontal	5720.000	16.535	52.824	69.359	-41.441	110.800	Pass
Horizontal	5725.000	16.544	60.432	76.976	-45.224	122.200	Pass
Horizontal	5742.536	16.557	86.041	102.598	--	--	--

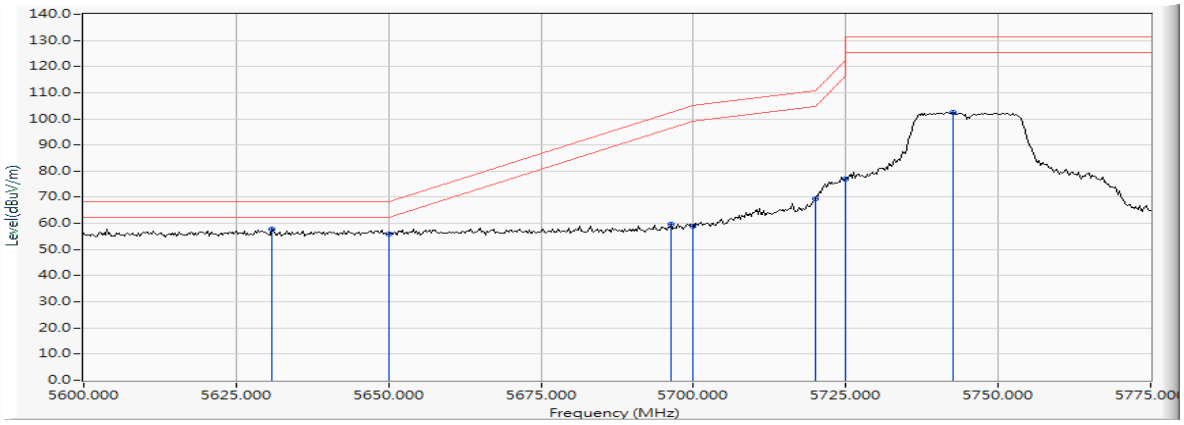

Product : Intel® Wireless-AC 9560
Test Item : Band Edge Data
Test Date : 2018/12/24
Test Mode : Mode 2 SISO B: Transmit (802.11n-20BW_7.2Mbps) -Channel 149 (5745MHz)

RF Radiated Measurement:

	Frequency (MHz)	Correct Factor (dB)	Reading Level (dBµV)	Measure Level (dBµV /m)	Margin (dB)	Limit (dBµV /m)	Result
Vertical	5634.746	16.410	42.521	58.931	-9.289	68.220	Pass
Vertical	5650.000	16.447	41.518	57.965	-10.255	68.220	Pass
Vertical	5700.000	16.502	56.547	73.049	-32.151	105.200	Pass
Vertical	5717.428	16.530	63.813	80.343	-29.737	110.080	Pass
Vertical	5720.000	16.535	62.592	79.127	-31.673	110.800	Pass
Vertical	5725.000	16.544	72.451	88.995	-33.205	122.200	Pass
Vertical	5751.159	16.570	98.717	115.287	--	--	--

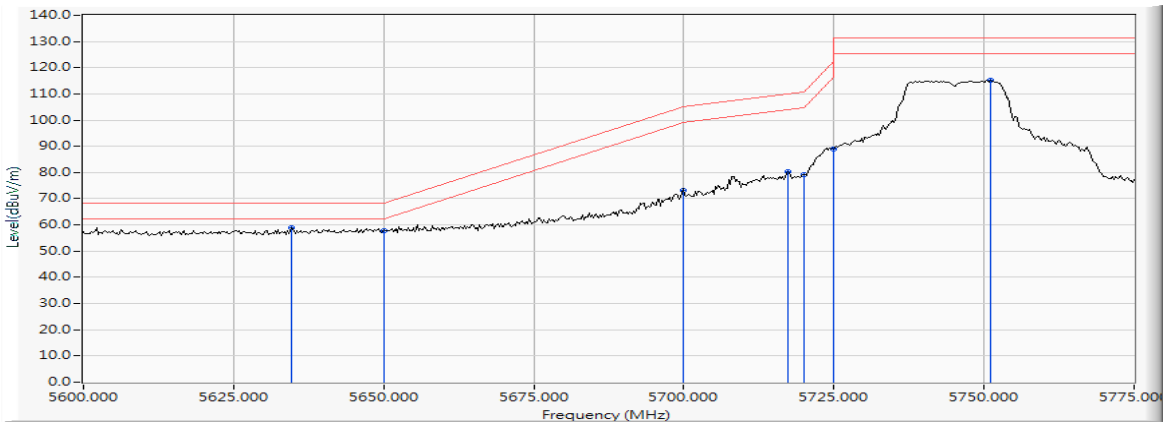

Product : Intel® Wireless-AC 9560
Test Item : Band Edge Data
Test Date : 2018/12/24
Test Mode : Mode 2 SISO B: Transmit (802.11n-20BW_7.2Mbps) -Channel 165 (5825MHz)

RF Radiated Measurement:

	Frequency (MHz)	Correct Factor (dB)	Reading Level (dBµV)	Measure Level (dBµV /m)	Margin (dB)	Limit (dBµV /m)	Result
Horizontal	5821.739	16.707	86.562	103.269	--	--	--
Horizontal	5850.000	16.748	53.549	70.297	-51.903	122.200	Pass
Horizontal	5855.000	16.758	46.966	63.724	-47.076	110.800	Pass
Horizontal	5875.000	16.807	42.535	59.343	-45.857	105.200	Pass
Horizontal	5892.174	16.850	43.664	60.514	-31.977	92.491	Pass
Horizontal	5925.000	16.920	41.686	58.606	-9.594	68.200	Pass
Horizontal	5929.855	16.925	43.644	60.569	-7.631	68.200	Pass

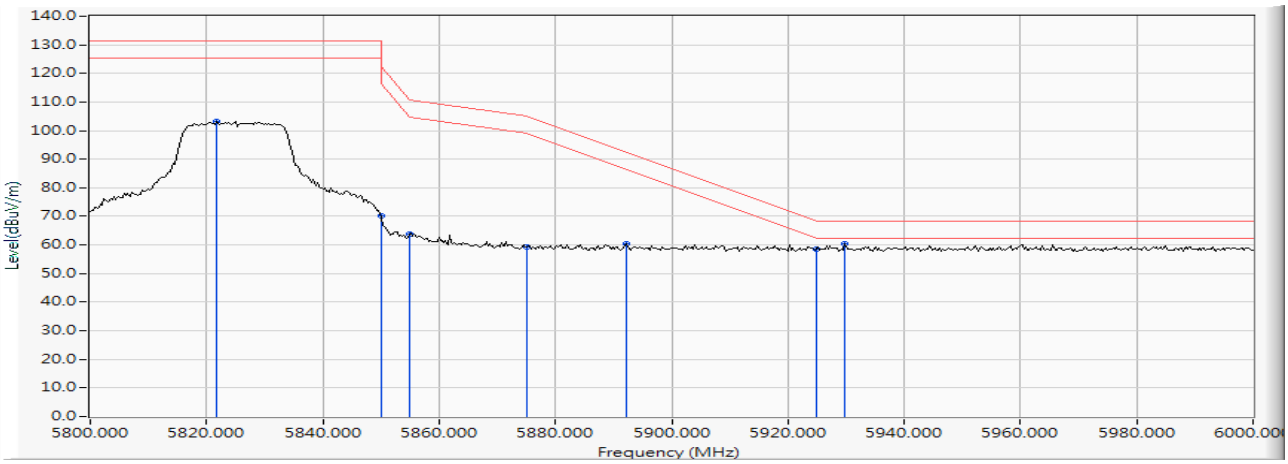

Product : Intel® Wireless-AC 9560
Test Item : Band Edge Data
Test Date : 2018/12/24
Test Mode : Mode 2 SISO B: Transmit (802.11n-20BW_7.2Mbps) -Channel 165 (5825MHz)

RF Radiated Measurement:

	Frequency (MHz)	Correct Factor (dB)	Reading Level (dBµV)	Measure Level (dBµV /m)	Margin (dB)	Limit (dBµV /m)	Result
Vertical	5831.014	16.720	98.233	114.953	--	--	--
Vertical	5850.000	16.748	64.678	81.426	-40.774	122.200	Pass
Vertical	5855.000	16.758	56.003	72.761	-38.039	110.800	Pass
Vertical	5858.261	16.767	56.822	73.588	-36.299	109.887	Pass
Vertical	5875.000	16.807	47.939	64.747	-40.453	105.200	Pass
Vertical	5925.000	16.920	41.678	58.598	-9.602	68.200	Pass
Vertical	5935.942	16.932	42.631	59.563	-8.637	68.200	Pass

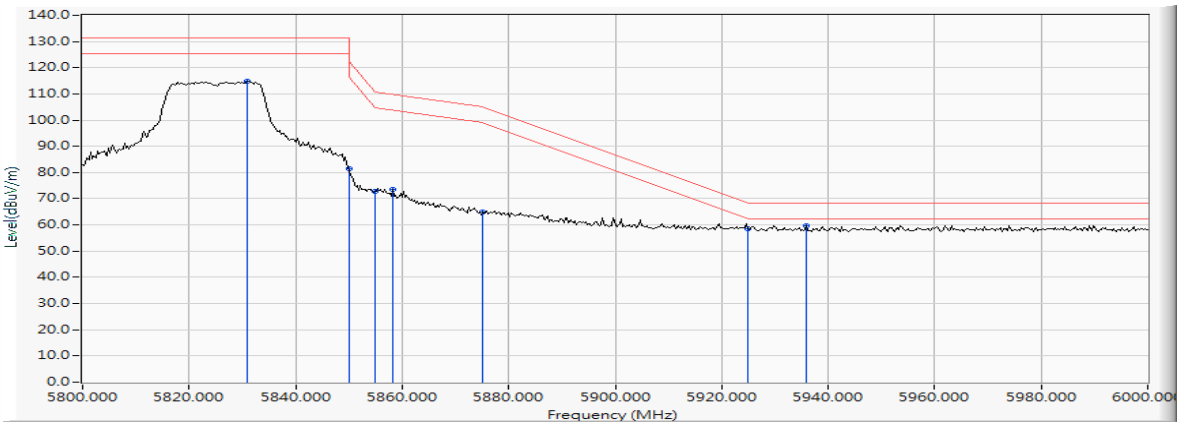

Product : Intel® Wireless-AC 9560
Test Item : Band Edge Data
Test Date : 2018/12/24
Test Mode : Mode 2 SISO B: Transmit (802.11n-40BW_15Mbps) -Channel 38 (5190MHz)

RF Radiated Measurement (Horizontal):

Channel No.	Frequency (MHz)	Correct Factor (dB)	Reading Level (dBμV)	Emission Level (dBμV/m)	Peak Limit (dBμV/m)	Average Limit (dBμV/m)	Result
38 (Peak)	5139.855	15.249	41.283	56.532	74.00	54.00	Pass
38 (Peak)	5150.000	15.307	39.115	54.422	74.00	54.00	Pass
38 (Peak)	5179.420	15.389	83.207	98.596	--	--	--
38 (Average)	5150.000	15.307	20.798	36.105	74.00	54.00	Pass
38 (Average)	5184.058	15.410	71.426	86.836	--	--	--

Figure Channel 38: Horizontal (Peak)

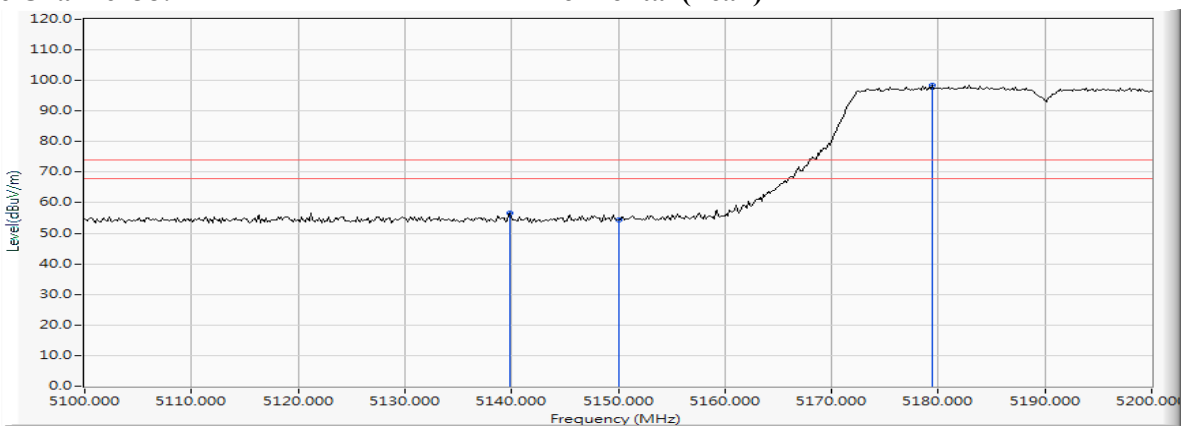

Figure Channel 38: Horizontal (Average)

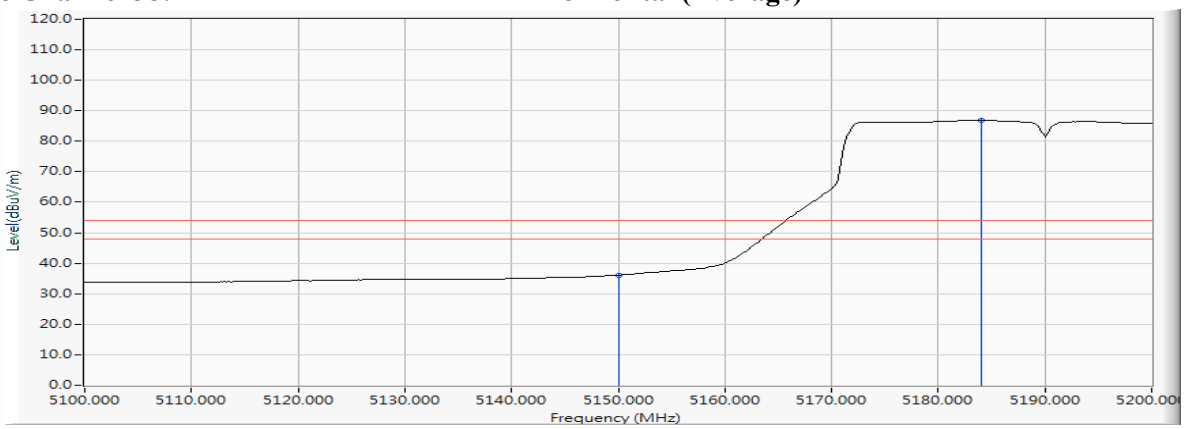

Note:

1. All readings above 1GHz are performed with peak and/or average measurements as necessary.
2. Measurement Level = Reading Level + Correct Factor.
3. The average measurement was not performed when the peak measured data under the limit of average detection.

Product	:	Intel® Wireless-AC 9560
Test Item	:	Band Edge Data
Test Date	:	2018/12/24
Test Mode	:	Mode 2 SISO B: Transmit (802.11n-40BW_15Mbps) -Channel 38 (5190MHz)

RF Radiated Measurement (Vertical):

Channel No.	Frequency (MHz)	Correct Factor (dB)	Reading Level (dBμV)	Emission Level (dBμV/m)	Peak Limit (dBμV/m)	Average Limit (dBμV/m)	Result
38 (Peak)	5147.681	15.293	47.158	62.452	74.00	54.00	Pass
38 (Peak)	5150.000	15.307	45.686	60.993	74.00	54.00	Pass
38 (Peak)	5183.768	15.409	91.603	107.012	--	--	--
38 (Average)	5150.000	15.307	27.631	42.938	74.00	54.00	Pass
38 (Average)	5184.203	15.410	79.769	95.180	--	--	--

Figure Channel 38: Vertical (Peak)

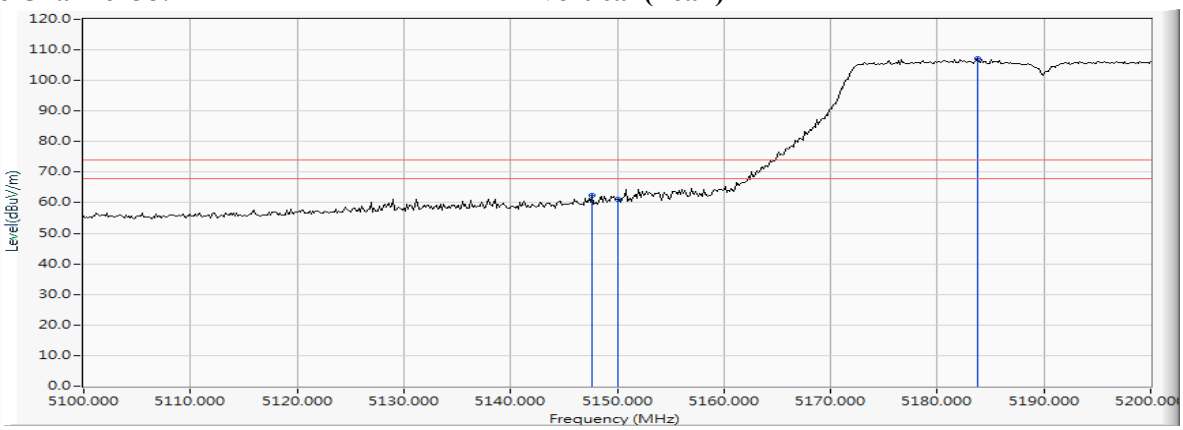

Figure Channel 38: Vertical (Average)

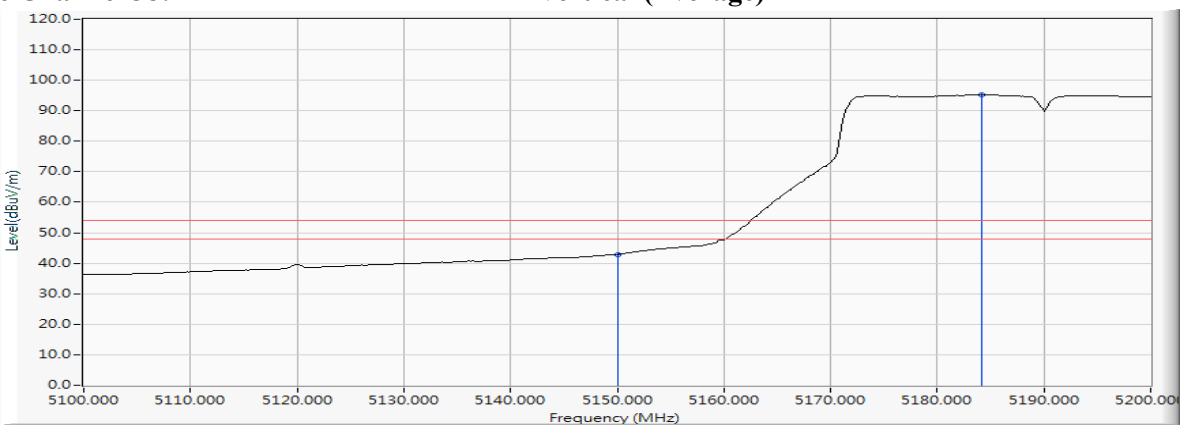

Note:

1. All readings above 1GHz are performed with peak and/or average measurements as necessary.
2. Measurement Level = Reading Level + Correct Factor.
3. The average measurement was not performed when the peak measured data under the limit of average detection.

Product : Intel® Wireless-AC 9560
Test Item : Band Edge Data
Test Date : 2018/12/24
Test Mode : Mode 2 SISO B: Transmit (802.11n-40BW_15Mbps) -Channel 62 (5310MHz)

RF Radiated Measurement (Horizontal):

Channel No.	Frequency (MHz)	Correct Factor (dB)	Reading Level (dBμV)	Emission Level (dBμV/m)	Peak Limit (dBμV/m)	Average Limit (dBμV/m)	Result
62 (Peak)	5322.754	15.858	78.825	94.684	--	--	--
62 (Peak)	5350.000	15.912	40.262	56.174	74.00	54.00	Pass
62 (Peak)	5363.913	15.956	41.752	57.708	74.00	54.00	Pass
62 (Average)	5323.043	15.860	66.996	82.856	--	--	--
62 (Average)	5350.000	15.912	19.021	34.933	74.00	54.00	Pass

Figure Channel 62: Horizontal (Peak)

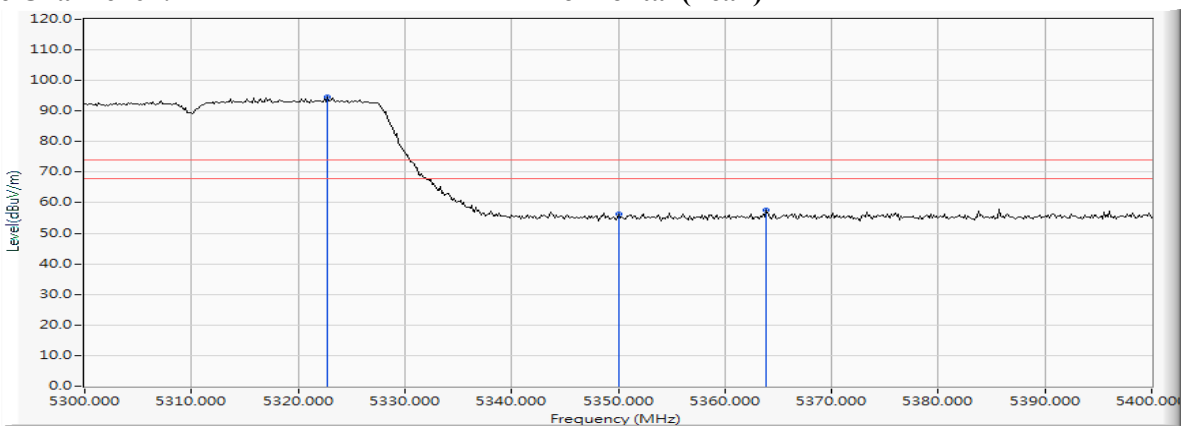

Figure Channel 62: Horizontal (Average)

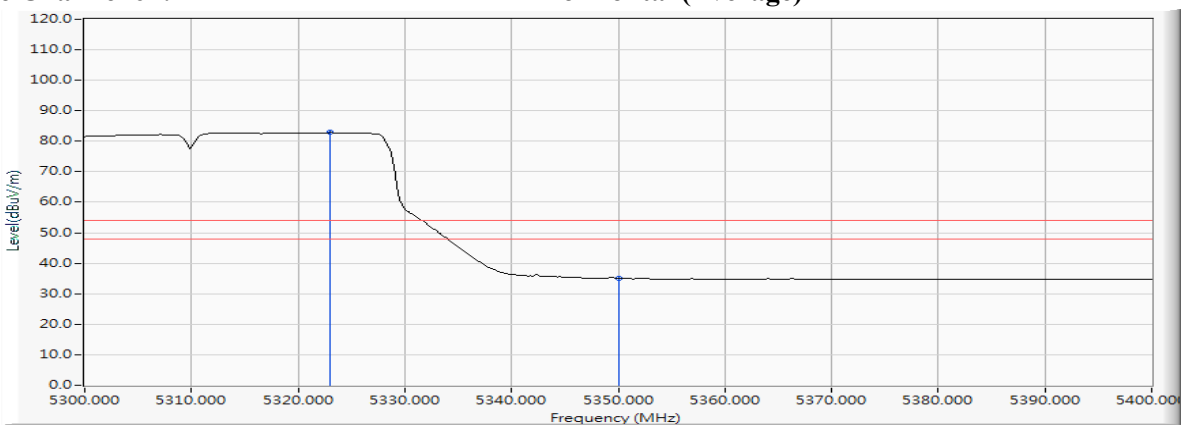

Note:

1. All readings above 1GHz are performed with peak and/or average measurements as necessary.
2. Measurement Level = Reading Level + Correct Factor.
3. The average measurement was not performed when the peak measured data under the limit of average detection.

Product : Intel® Wireless-AC 9560
Test Item : Band Edge Data
Test Date : 2018/12/24
Test Mode : Mode 2 SISO B: Transmit (802.11n-40BW_15Mbps) -Channel 62 (5310MHz)

RF Radiated Measurement (Vertical):

Channel No.	Frequency (MHz)	Correct Factor (dB)	Reading Level (dBμV)	Emission Level (dBμV/m)	Peak Limit (dBμV/m)	Average Limit (dBμV/m)	Result
62 (Peak)	5300.145	15.796	91.082	106.878	--	--	--
62 (Peak)	5350.000	15.912	46.182	62.094	74.00	54.00	Pass
62 (Peak)	5351.014	15.915	47.215	63.130	74.00	54.00	Pass
62 (Average)	5301.884	15.801	79.861	95.662	--	--	--
62 (Average)	5350.000	15.912	30.168	46.080	74.00	54.00	Pass

Figure Channel 62: Vertical (Peak)

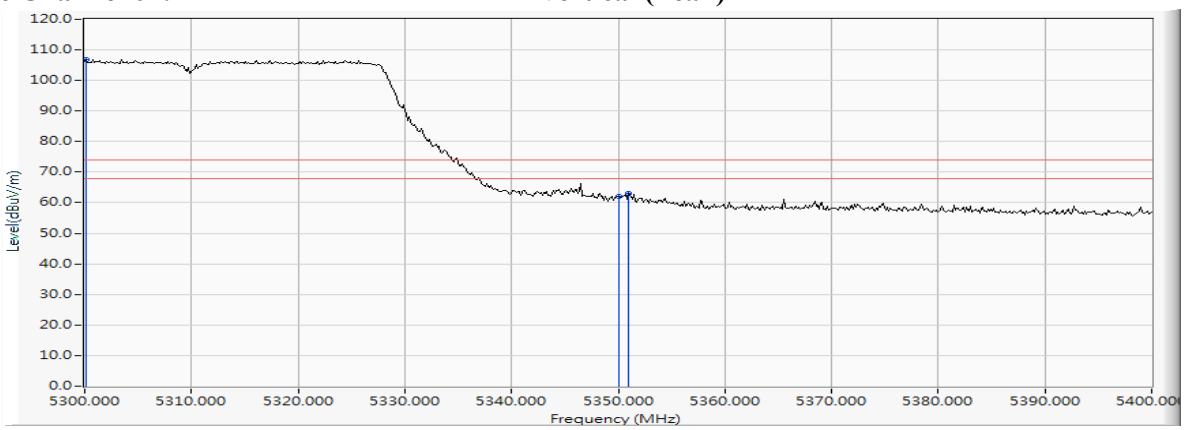

Figure Channel 62: Vertical (Average)

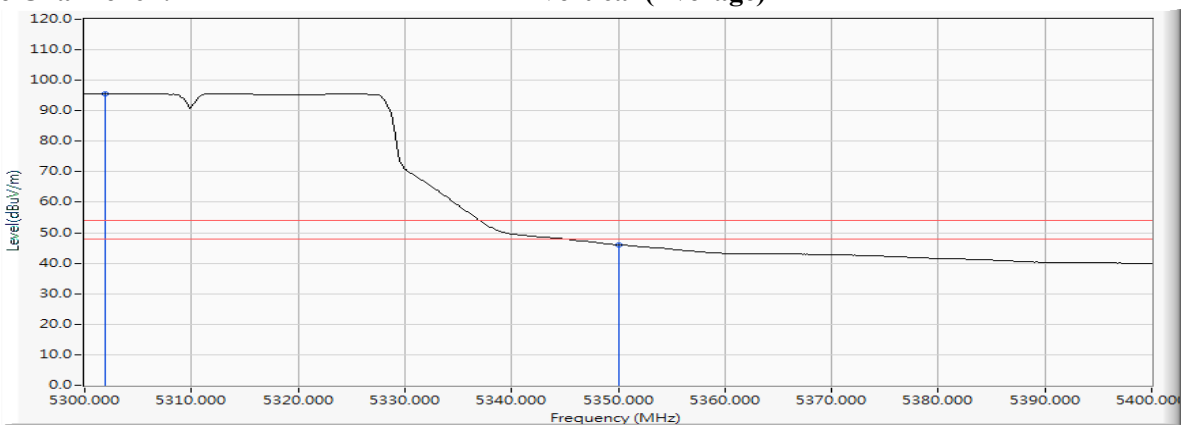

Note:

1. All readings above 1GHz are performed with peak and/or average measurements as necessary.
2. Measurement Level = Reading Level + Correct Factor.
3. The average measurement was not performed when the peak measured data under the limit of average detection.

Product : Intel® Wireless-AC 9560
Test Item : Band Edge Data
Test Date : 2018/12/24
Test Mode : Mode 2 SISO B: Transmit (802.11n-40BW_15Mbps) -Channel 102 (5510MHz)

RF Radiated Measurement (Horizontal):

Channel No.	Frequency (MHz)	Correct Factor (dB)	Reading Level (dBμV)	Emission Level (dBμV/m)	Peak Limit (dBμV/m)	Average Limit (dBμV/m)	Result
102 (Peak)	5435.652	16.115	41.344	57.459	74.00	54.00	Pass
102 (Peak)	5460.000	16.185	40.040	56.225	74.00	54.00	Pass
102 (Peak)	5495.072	16.263	79.739	96.003	--	--	--
102 (Average)	5460.000	16.185	19.516	35.701	74.00	54.00	Pass
102 (Average)	5504.493	16.273	68.550	84.823	--	--	--

Figure Channel 102: Horizontal (Peak)

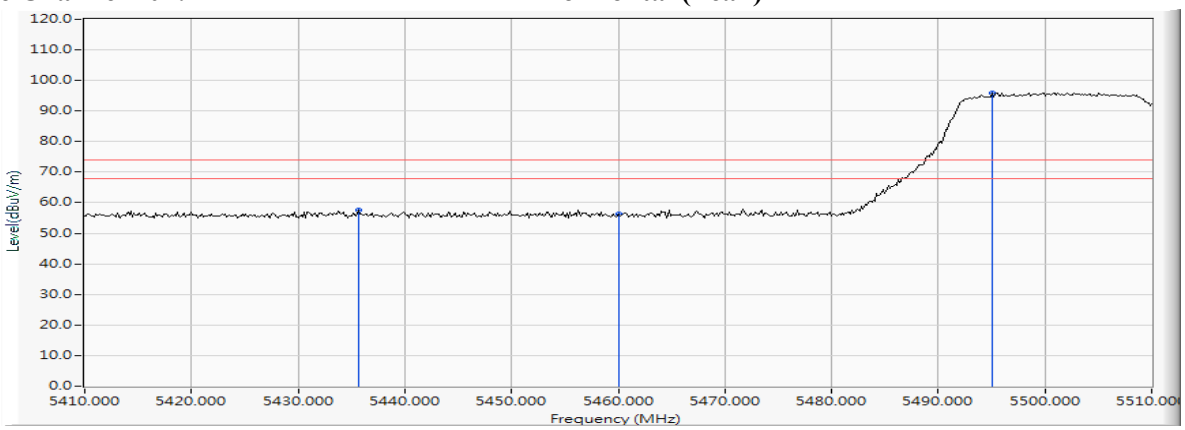

Figure Channel 102: Horizontal (Average)

Note:

1. All readings above 1GHz are performed with peak and/or average measurements as necessary.
2. Measurement Level = Reading Level + Correct Factor.
3. The average measurement was not performed when the peak measured data under the limit of average detection.

Product : Intel® Wireless-AC 9560
Test Item : Band Edge Data
Test Date : 2018/12/24
Test Mode : Mode 2 SISO B: Transmit (802.11n-40BW_15Mbps) -Channel 102 (5510MHz)

RF Radiated Measurement (Vertical):

Channel No.	Frequency (MHz)	Correct Factor (dB)	Reading Level (dBμV)	Emission Level (dBμV/m)	Peak Limit (dBμV/m)	Average Limit (dBμV/m)	Result
102 (Peak)	5458.841	16.183	46.527	62.710	74.00	54.00	Pass
102 (Peak)	5460.000	16.185	45.525	61.710	74.00	54.00	Pass
102 (Peak)	5501.014	16.272	93.826	110.097	--	--	--
102 (Average)	5460.000	16.185	29.037	45.222	74.00	54.00	Pass
102 (Average)	5505.072	16.272	82.055	98.328	--	--	--

Figure Channel 102: Vertical (Peak)

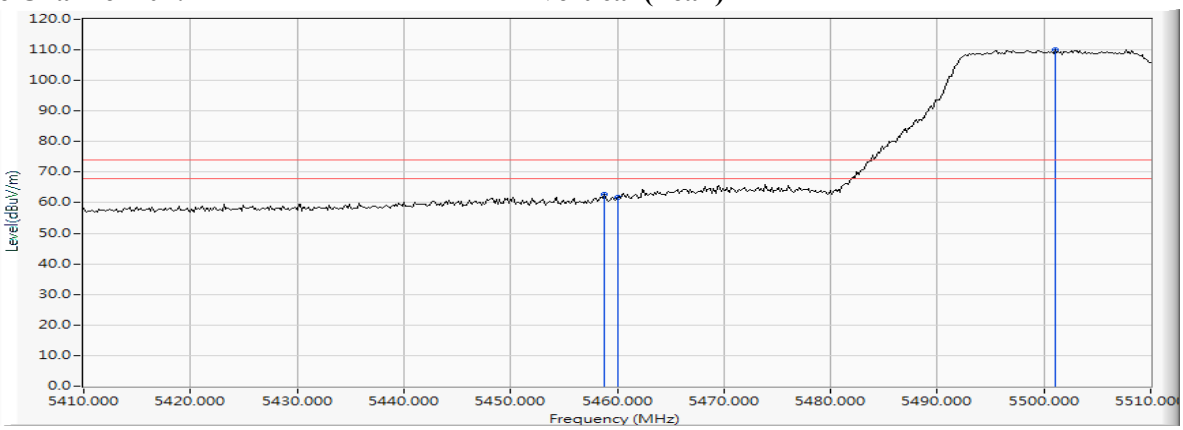

Figure Channel 102: Vertical (Average)

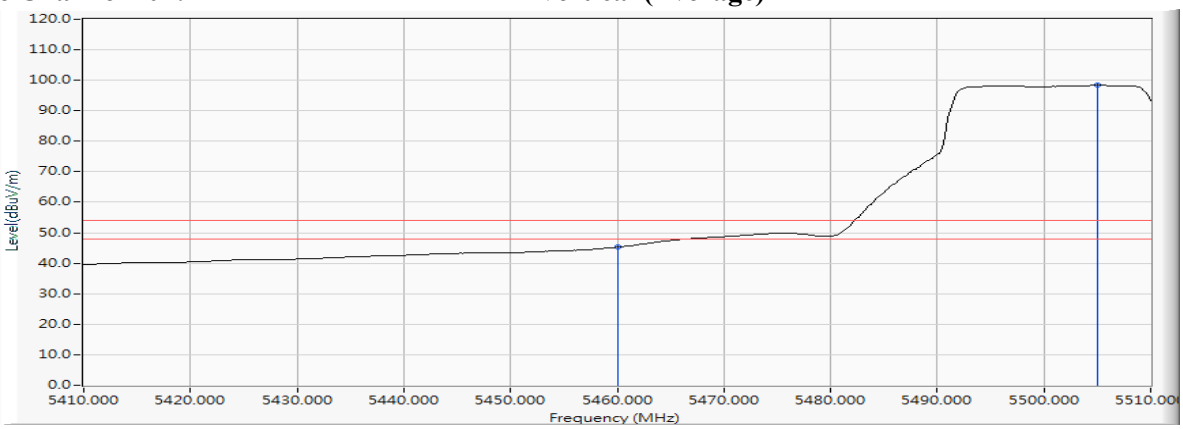

Note:

1. All readings above 1GHz are performed with peak and/or average measurements as necessary.
2. Measurement Level = Reading Level + Correct Factor.
3. The average measurement was not performed when the peak measured data under the limit of average detection.

Product : Intel® Wireless-AC 9560
Test Item : Band Edge Data
Test Date : 2018/12/24
Test Mode : Mode 2 SISO B: Transmit (802.11n-40BW_15Mbps) -Channel 102 (5510MHz)

RF Radiated Measurement:

	Frequency (MHz)	Correct Factor (dB)	Reading Level (dBµV)	Measure Level (dBµV /m)	Margin (dB)	Limit (dBµV /m)	Result
Horizontal	5454.638	16.172	41.798	57.970	-10.250	68.220	Pass
Horizontal	5470.000	16.200	40.187	56.387	-11.833	68.220	Pass
Horizontal	5498.261	16.268	79.629	95.897	--	--	--

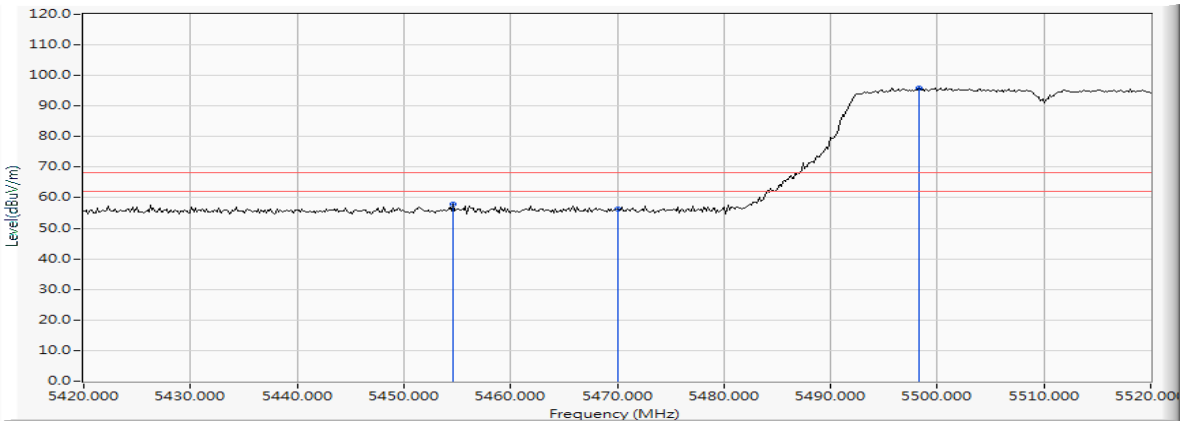

	Frequency (MHz)	Correct Factor (dB)	Reading Level (dBµV)	Measure Level (dBµV /m)	Margin (dB)	Limit (dBµV /m)	Result
Vertical	5469.565	16.199	47.773	63.972	-4.248	68.220	Pass
Vertical	5470.000	16.200	45.977	62.177	-6.043	68.220	Pass
Vertical	5498.551	16.268	93.428	109.696	--	--	--

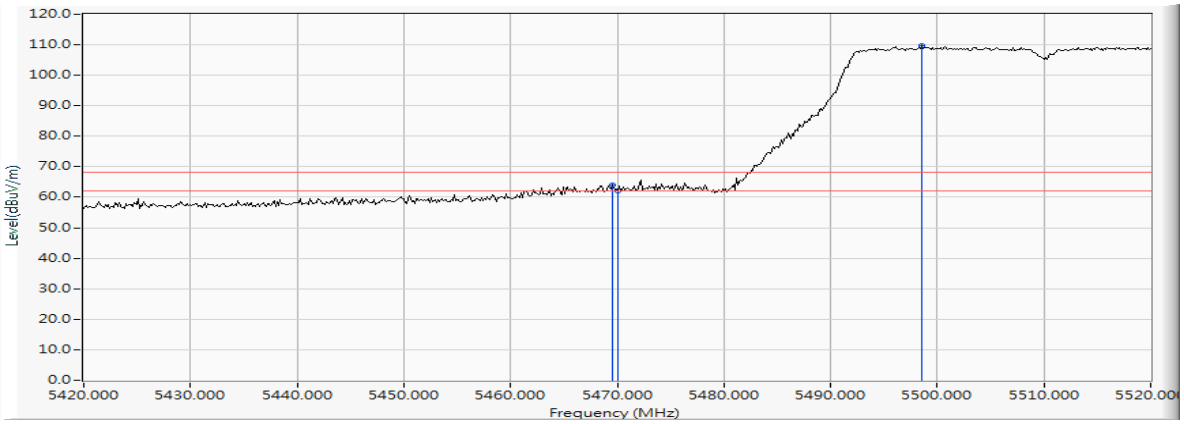

Product : Intel® Wireless-AC 9560
Test Item : Band Edge Data
Test Date : 2018/12/24
Test Mode : Mode 2 SISO B: Transmit (802.11n-40BW_15Mbps) -Channel 134 (5670MHz)

RF Radiated Measurement:

	Frequency (MHz)	Correct Factor (dB)	Reading Level (dBµV)	Measure Level (dBµV /m)	Margin (dB)	Limit (dBµV /m)	Result
Horizontal	5683.261	16.482	81.645	98.126	--	--	--
Horizontal	5725.000	16.544	42.337	58.881	-9.339	68.220	Pass
Horizontal	5725.580	16.546	43.899	60.444	-7.776	68.220	Pass

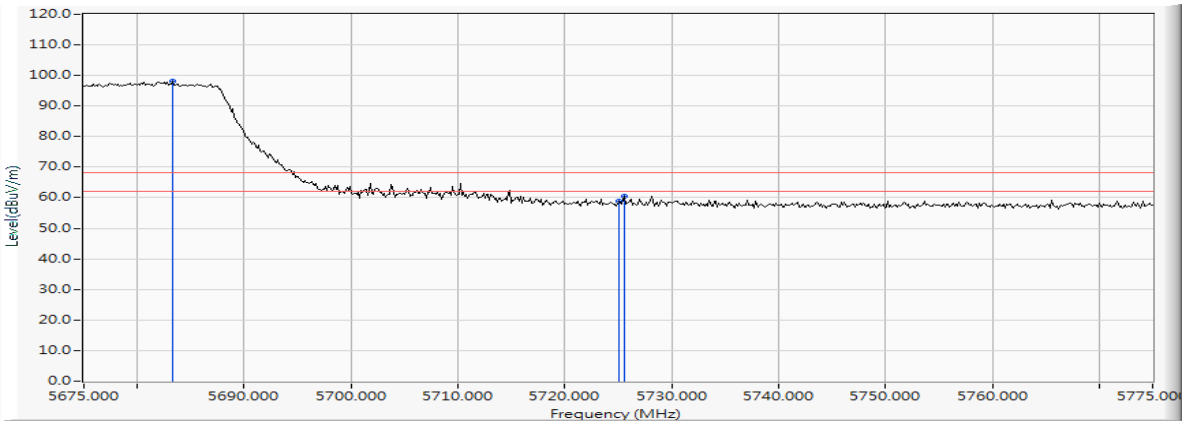

	Frequency (MHz)	Correct Factor (dB)	Reading Level (dBµV)	Measure Level (dBµV /m)	Margin (dB)	Limit (dBµV /m)	Result
Vertical	5682.971	16.481	95.487	111.968	--	--	--
Vertical	5725.000	16.544	46.864	63.408	-4.812	68.220	Pass

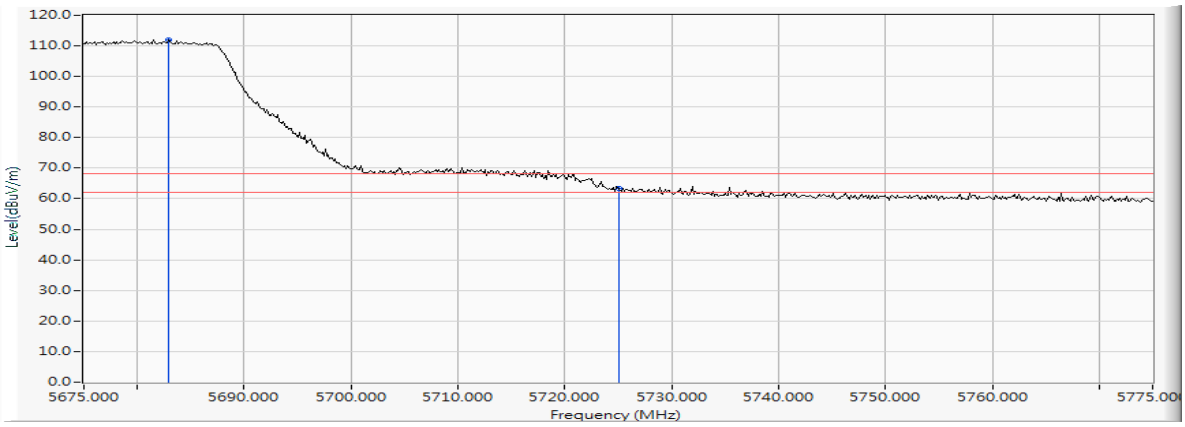

Product : Intel® Wireless-AC 9560
Test Item : Band Edge Data
Test Date : 2018/12/24
Test Mode : Mode 2 SISO B: Transmit (802.11n-40BW_15Mbps) -Channel 151 (5755MHz)

RF Radiated Measurement:

	Frequency (MHz)	Correct Factor (dB)	Reading Level (dBµV)	Measure Level (dBµV /m)	Margin (dB)	Limit (dBµV /m)	Result
Horizontal	5636.522	16.410	41.550	57.961	-10.259	68.220	Pass
Horizontal	5650.000	16.447	40.673	57.120	-11.100	68.220	Pass
Horizontal	5700.000	16.502	44.603	61.105	-44.095	105.200	Pass
Horizontal	5718.949	16.533	61.454	77.987	-32.519	110.506	Pass
Horizontal	5720.000	16.535	59.795	76.330	-34.470	110.800	Pass
Horizontal	5725.000	16.544	60.200	76.744	-45.456	122.200	Pass
Horizontal	5749.384	16.567	83.086	99.653	--	--	--

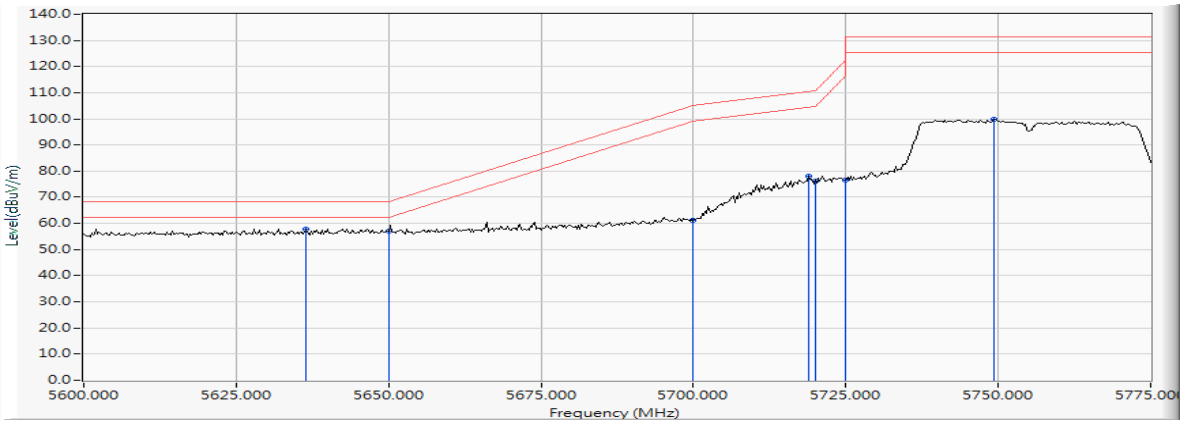

Product : Intel® Wireless-AC 9560
Test Item : Band Edge Data
Test Date : 2018/12/24
Test Mode : Mode 2 SISO B: Transmit (802.11n-40BW_15Mbps) -Channel 151 (5755MHz)

RF Radiated Measurement:

	Frequency (MHz)	Correct Factor (dB)	Reading Level (dBµV)	Measure Level (dBµV /m)	Margin (dB)	Limit (dBµV /m)	Result
Vertical	5646.920	16.438	45.241	61.679	-6.541	68.220	Pass
Vertical	5650.000	16.447	43.992	60.439	-7.781	68.220	Pass
Vertical	5698.152	16.500	56.447	72.946	-30.887	103.833	Pass
Vertical	5700.000	16.502	55.205	71.707	-33.493	105.200	Pass
Vertical	5716.667	16.528	69.358	85.887	-23.980	109.867	Pass
Vertical	5720.000	16.535	67.449	83.984	-26.816	110.800	Pass
Vertical	5725.000	16.544	67.802	84.346	-37.854	122.200	Pass
Vertical	5739.239	16.555	94.374	110.929	--	--	--

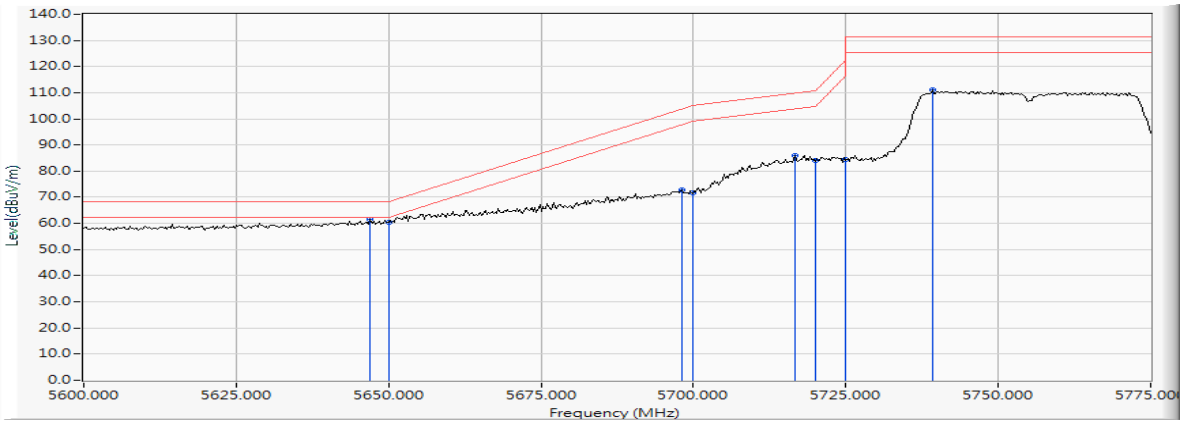

Product : Intel® Wireless-AC 9560
Test Item : Band Edge Data
Test Date : 2018/12/24
Test Mode : Mode 2 SISO B: Transmit (802.11n-40BW_15Mbps) -Channel 159 (5795MHz)

RF Radiated Measurement:

	Frequency (MHz)	Correct Factor (dB)	Reading Level (dBµV)	Measure Level (dBµV /m)	Margin (dB)	Limit (dBµV /m)	Result
Horizontal	5805.000	16.672	82.353	99.025	--	--	--
Horizontal	5850.000	16.748	46.401	63.149	-59.051	122.200	Pass
Horizontal	5855.000	16.758	44.692	61.450	-49.350	110.800	Pass
Horizontal	5856.848	16.763	45.520	62.283	-48.000	110.283	Pass
Horizontal	5875.000	16.807	42.700	59.508	-45.692	105.200	Pass
Horizontal	5885.217	16.836	44.198	61.035	-36.604	97.639	Pass
Horizontal	5925.000	16.920	41.317	58.237	-9.963	68.200	Pass
Horizontal	5961.522	16.976	43.426	60.402	-7.798	68.200	Pass

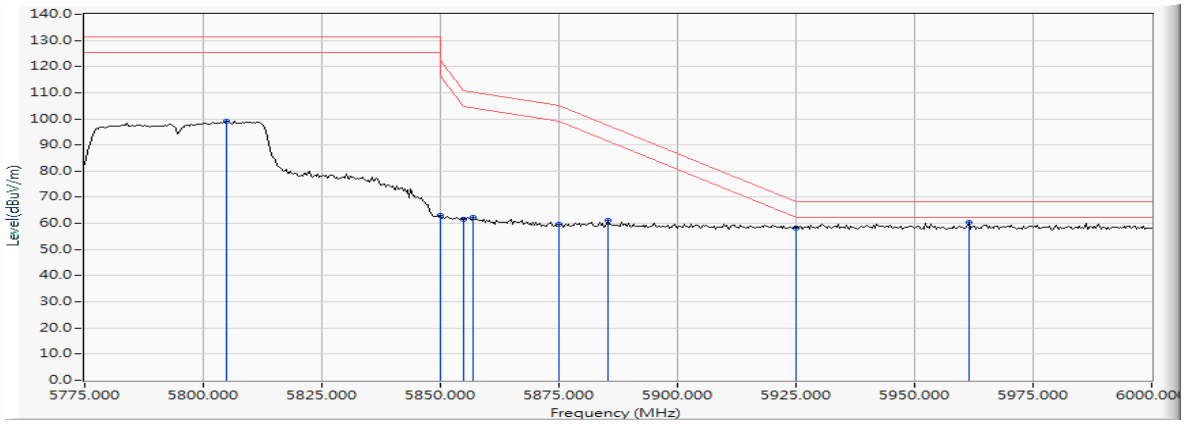

Product : Intel® Wireless-AC 9560
Test Item : Band Edge Data
Test Date : 2018/12/24
Test Mode : Mode 2 SISO B: Transmit (802.11n-40BW_15Mbps) -Channel 159 (5795MHz)

RF Radiated Measurement:

	Frequency (MHz)	Correct Factor (dB)	Reading Level (dBµV)	Measure Level (dBµV /m)	Margin (dB)	Limit (dBµV /m)	Result
Vertical	5803.696	16.669	95.329	111.998	--	--	--
Vertical	5850.000	16.748	57.207	73.955	-48.245	122.200	Pass
Vertical	5855.000	16.758	55.865	72.623	-38.177	110.800	Pass
Vertical	5858.152	16.766	57.199	73.965	-35.952	109.917	Pass
Vertical	5875.000	16.807	53.168	69.976	-35.224	105.200	Pass
Vertical	5925.000	16.920	43.304	60.224	-7.976	68.200	Pass
Vertical	5933.478	16.929	44.373	61.302	-6.898	68.200	Pass

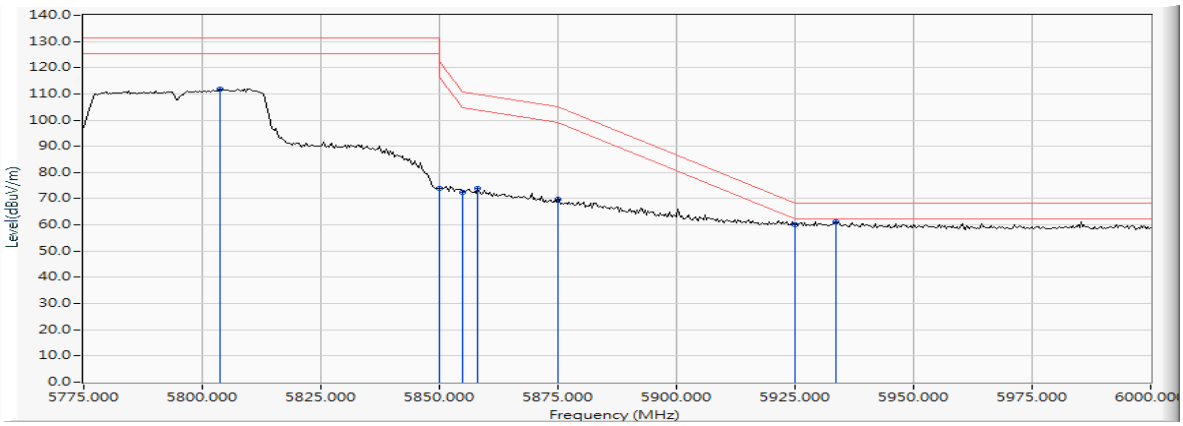

Product : Intel® Wireless-AC 9560
Test Item : Band Edge Data
Test Date : 2018/12/24
Test Mode : Mode 2 SISO B: Transmit (802.11ac-80BW_32.5Mbps) -Channel 42 (5210MHz)

RF Radiated Measurement (Horizontal):

Channel No.	Frequency (MHz)	Correct Factor (dB)	Reading Level (dBμV)	Emission Level (dBμV/m)	Peak Limit (dBμV/m)	Average Limit (dBμV/m)	Result
42 (Peak)	5130.725	15.204	41.153	56.357	74.00	54.00	Pass
42 (Peak)	5150.000	15.307	39.134	54.441	74.00	54.00	Pass
42 (Peak)	5197.246	15.462	79.031	94.493	--	--	--
42 (Average)	5150.000	15.307	21.263	36.570	74.00	54.00	Pass
42 (Average)	5194.783	15.453	66.728	82.181	--	--	--

Figure Channel 42: Horizontal (Peak)

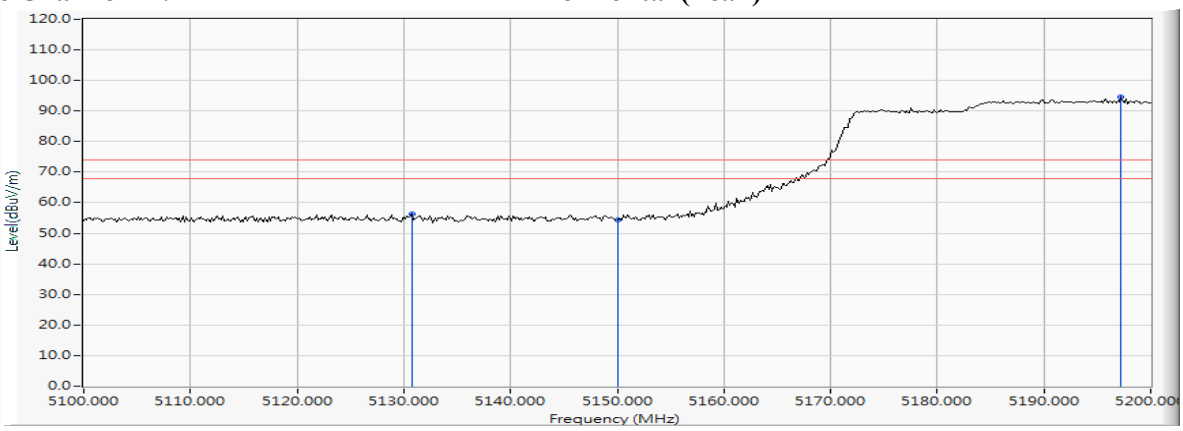

Figure Channel 42: Horizontal (Average)

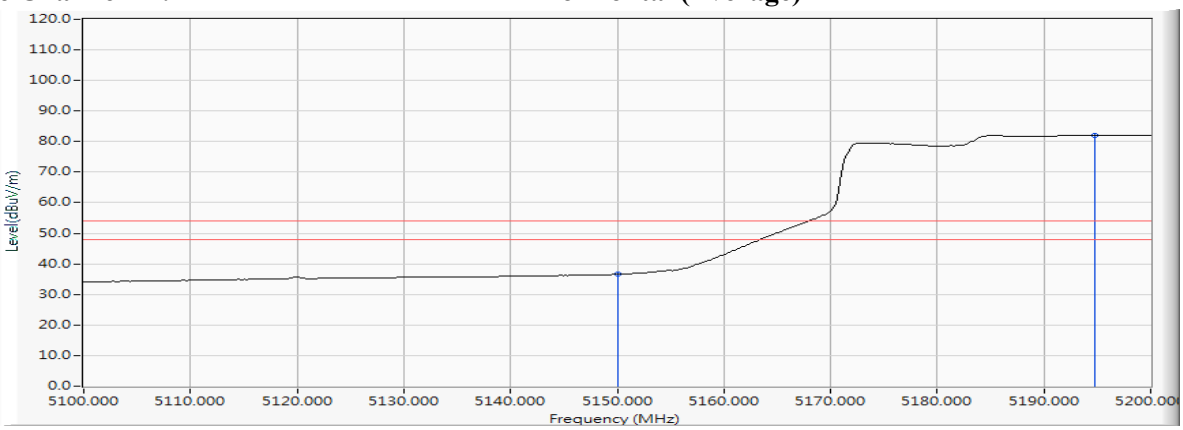

Note:

1. All readings above 1GHz are performed with peak and/or average measurements as necessary.
2. Measurement Level = Reading Level + Correct Factor.
3. The average measurement was not performed when the peak measured data under the limit of average detection.

Product : Intel® Wireless-AC 9560
Test Item : Band Edge Data
Test Date : 2018/12/24
Test Mode : Mode 2 SISO B: Transmit (802.11ac-80BW_32.5Mbps) -Channel 42 (5210MHz)

RF Radiated Measurement (Vertical):

Channel No.	Frequency (MHz)	Correct Factor (dB)	Reading Level (dBµV)	Emission Level (dBµV/m)	Peak Limit (dBµV/m)	Average Limit (dBµV/m)	Result
42 (Peak)	5133.913	15.217	44.719	59.935	74.00	54.00	Pass
42 (Peak)	5150.000	15.307	43.313	58.620	74.00	54.00	Pass
42 (Peak)	5185.217	15.415	89.002	104.417	--	--	--
42 (Average)	5150.000	15.307	28.987	44.294	74.00	54.00	Pass
42 (Average)	5194.348	15.452	76.935	92.386	--	--	--

Figure Channel 42: Vertical (Peak)

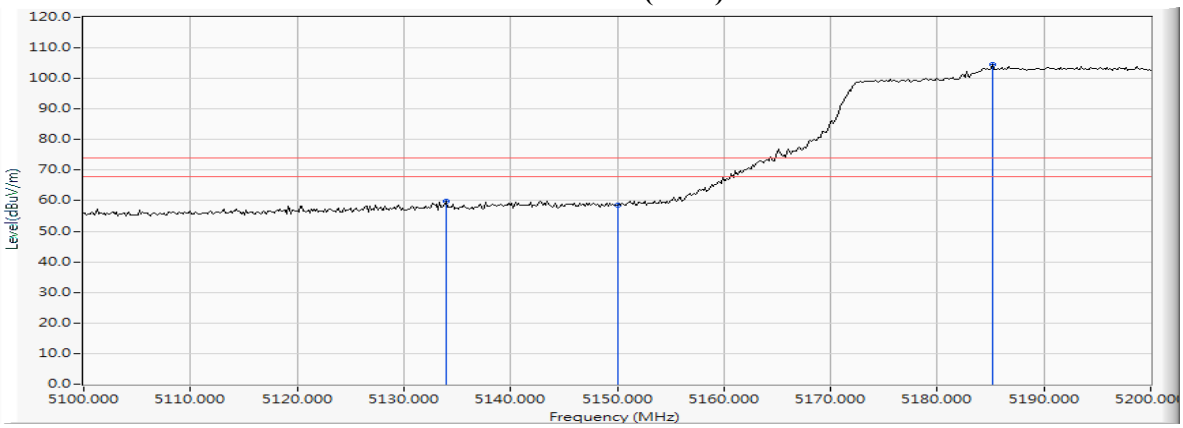

Figure Channel 42: Vertical (Average)

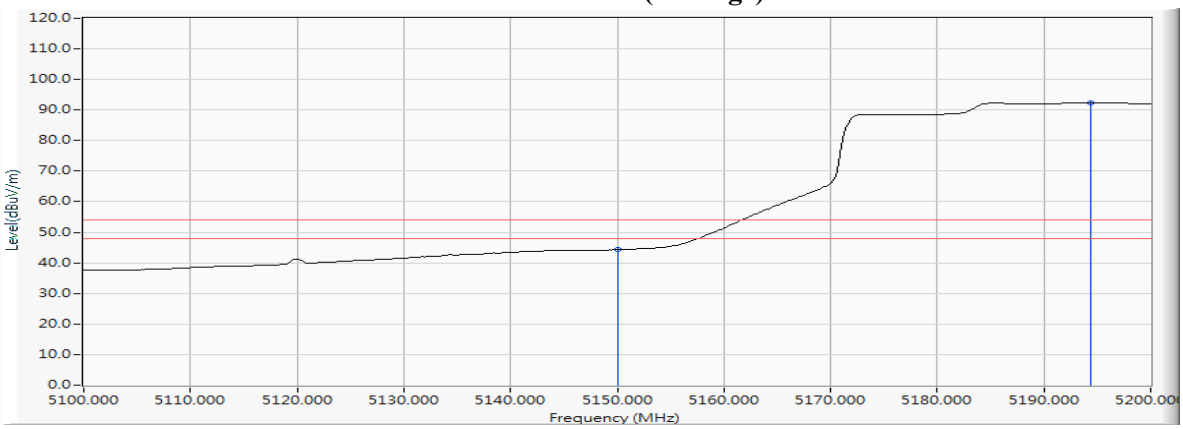

Note:

1. All readings above 1GHz are performed with peak and/or average measurements as necessary.
2. Measurement Level = Reading Level + Correct Factor.
3. The average measurement was not performed when the peak measured data under the limit of average detection

.

Product : Intel® Wireless-AC 9560

Test Item : Band Edge Data

Test Date : 2018/12/24

Test Mode : Mode 2 SISO B: Transmit (802.11ac-80BW_32.5Mbps) -Channel 58 (5290MHz)

RF Radiated Measurement (Horizontal):

Channel No.	Frequency (MHz)	Correct Factor (dB)	Reading Level (dBµV)	Emission Level (dBµV/m)	Peak Limit (dBµV/m)	Average Limit (dBµV/m)	Result
58 (Peak)	5303.333	15.805	77.740	93.544	--	--	--
58 (Peak)	5350.000	15.912	39.759	55.671	74.00	54.00	Pass
58 (Peak)	5352.609	15.920	41.191	57.111	74.00	54.00	Pass
58 (Average)	5303.188	15.804	66.418	82.222	--	--	--
58 (Average)	5350.000	15.912	20.657	36.569	74.00	54.00	Pass

Figure Channel 58: Horizontal (Peak)

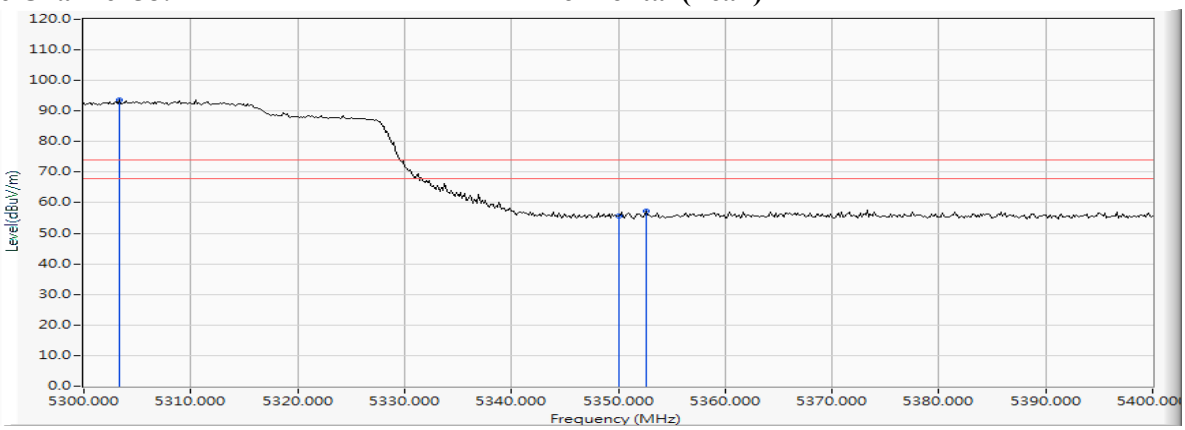

Figure Channel 58: Horizontal (Average)

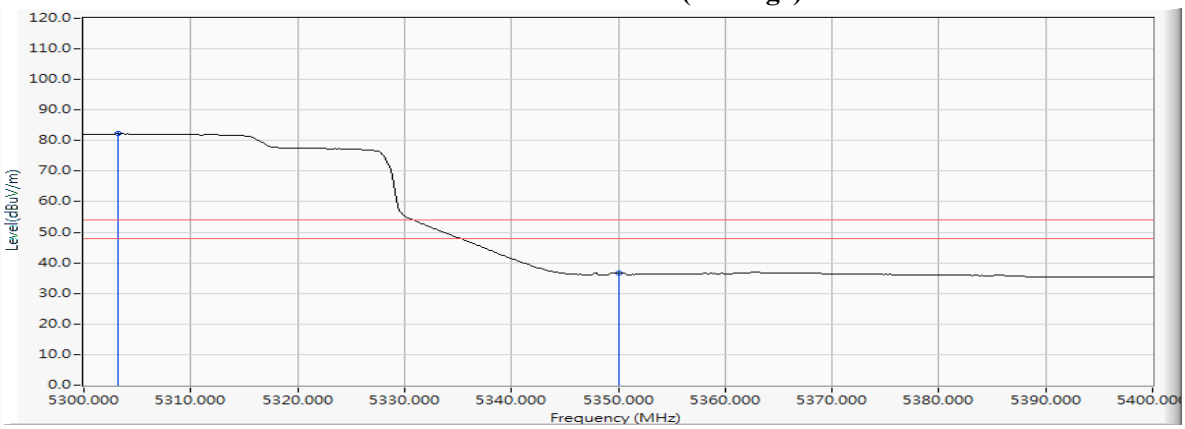

Note:

1. All readings above 1GHz are performed with peak and/or average measurements as necessary.
2. Measurement Level = Reading Level + Correct Factor.
3. The average measurement was not performed when the peak measured data under the limit of average detection.

Product : Intel® Wireless-AC 9560
Test Item : Band Edge Data
Test Date : 2018/12/24
Test Mode : Mode 2 SISO B: Transmit (802.11ac-80BW_32.5Mbps) -Channel 58 (5290MHz)

RF Radiated Measurement (Vertical):

Channel No.	Frequency (MHz)	Correct Factor (dB)	Reading Level (dBµV)	Emission Level (dBµV/m)	Peak Limit (dBµV/m)	Average Limit (dBµV/m)	Result
58 (Peak)	5306.522	15.812	90.637	106.449	--	--	--
58 (Peak)	5350.000	15.912	44.662	60.574	74.00	54.00	Pass
58 (Peak)	5352.029	15.919	45.854	61.773	74.00	54.00	Pass
58 (Average)	5301.159	15.799	79.059	94.858	--	--	--
58 (Average)	5350.000	15.912	30.874	46.786	74.00	54.00	Pass
58 (Average)	5358.261	15.938	31.411	47.349	74.00	54.00	Pass

Figure Channel 58: Vertical (Peak)

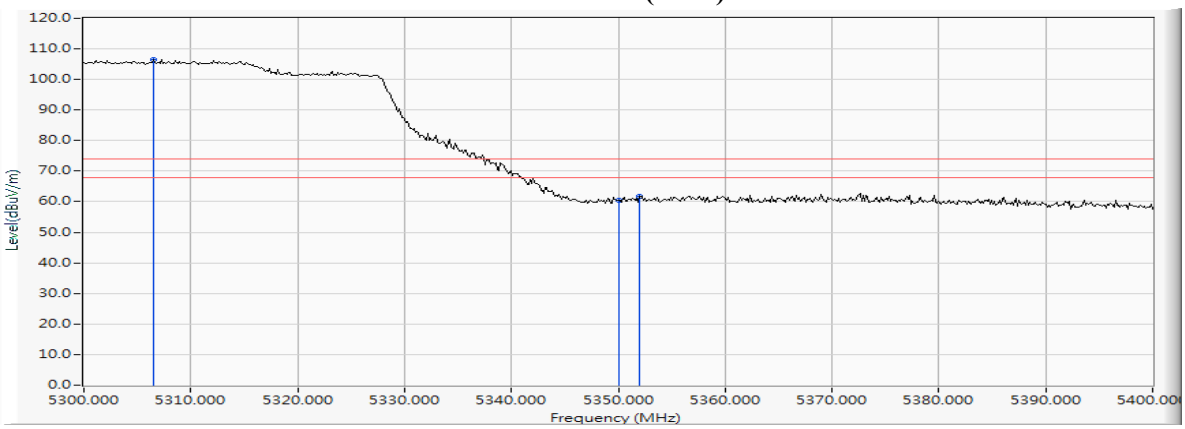

Figure Channel 58: Vertical (Average)

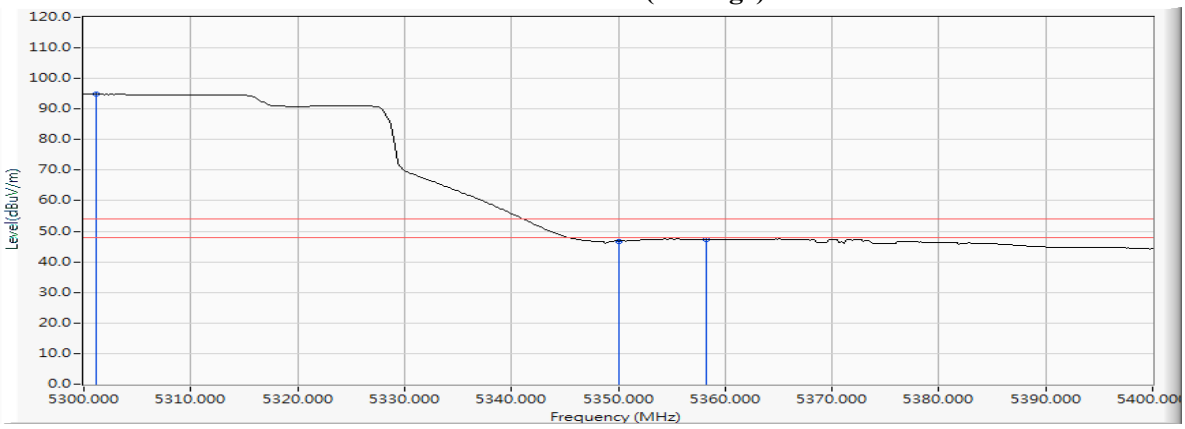

Note:

1. All readings above 1GHz are performed with peak and/or average measurements as necessary.
2. Measurement Level = Reading Level + Correct Factor.
3. The average measurement was not performed when the peak measured data under the limit of average detection.

Product : Intel® Wireless-AC 9560
Test Item : Band Edge Data
Test Date : 2018/12/24
Test Mode : Mode 2 SISO B: Transmit (802.11ac-80BW_32.5Mbps) -Channel 106 (5530MHz)

RF Radiated Measurement (Horizontal):

Channel No.	Frequency (MHz)	Correct Factor (dB)	Reading Level (dBµV)	Emission Level (dBµV/m)	Peak Limit (dBµV/m)	Average Limit (dBµV/m)	Result
106 (Peak)	5448.116	16.151	41.246	57.397	74.00	54.00	Pass
106 (Peak)	5460.000	16.185	40.536	56.721	74.00	54.00	Pass
106 (Peak)	5509.710	16.275	77.651	93.926	--	--	--
106 (Average)	5460.000	16.185	21.053	37.238	74.00	54.00	Pass
106 (Average)	5506.377	16.273	66.401	82.674	--	--	--

Figure Channel 106: Horizontal (Peak)

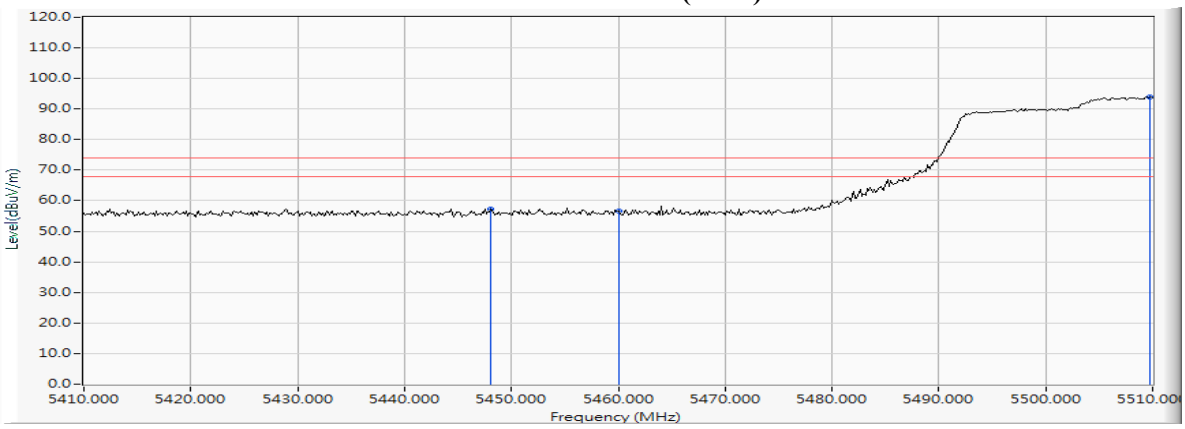

Figure Channel 106: Horizontal (Average)

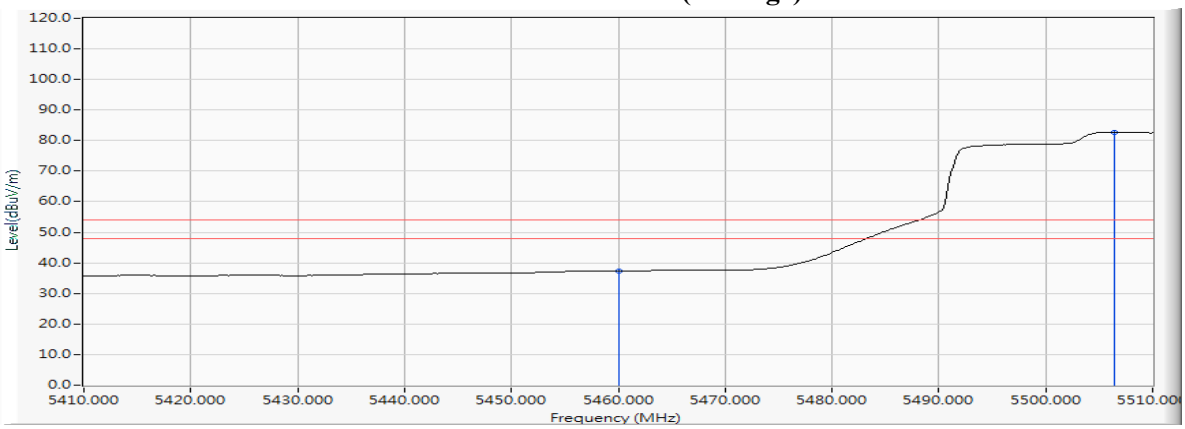

Note:

1. All readings above 1GHz are performed with peak and/or average measurements as necessary.
2. Measurement Level = Reading Level + Correct Factor.
3. The average measurement was not performed when the peak measured data under the limit of average detection.

Product : Intel® Wireless-AC 9560
Test Item : Band Edge Data
Test Date : 2018/12/24
Test Mode : Mode 2 SISO B: Transmit (802.11ac-80BW_32.5Mbps) -Channel 106 (5530MHz)

RF Radiated Measurement (Vertical):

Channel No.	Frequency (MHz)	Correct Factor (dB)	Reading Level (dBµV)	Emission Level (dBµV/m)	Peak Limit (dBµV/m)	Average Limit (dBµV/m)	Result
106 (Peak)	5452.754	16.167	48.789	64.955	74.00	54.00	Pass
106 (Peak)	5460.000	16.185	47.378	63.563	74.00	54.00	Pass
106 (Peak)	5506.232	16.273	91.863	108.136	--	--	--
106 (Average)	5460.000	16.185	33.146	49.331	74.00	54.00	Pass
106 (Average)	5506.087	16.273	80.330	96.603	--	--	--

Figure Channel 106: Vertical (Peak)

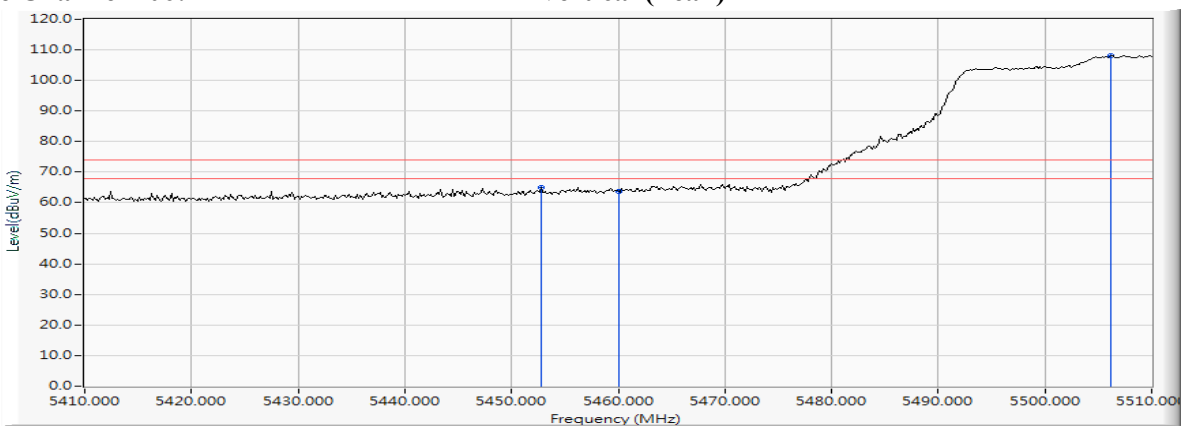

Figure Channel 106: Vertical (Average)

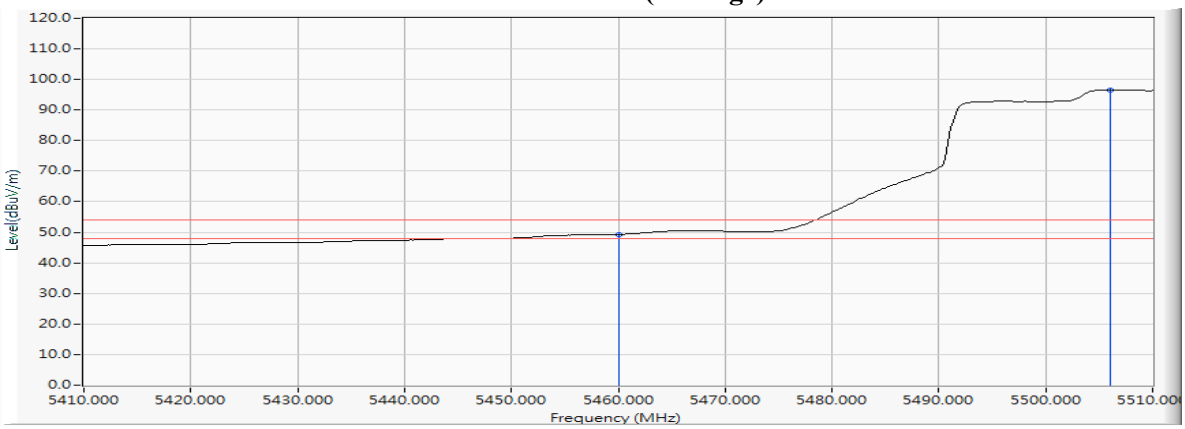

Note:

1. All readings above 1GHz are performed with peak and/or average measurements as necessary.
2. Measurement Level = Reading Level + Correct Factor.
3. The average measurement was not performed when the peak measured data under the limit of average detection.

Product : Intel® Wireless-AC 9560
Test Item : Band Edge Data
Test Date : 2018/12/24
Test Mode : Mode 2 SISO B: Transmit (802.11ac-160BW_65Mbps) -Channel 50 (5250MHz)

RF Radiated Measurement (Horizontal):

Channel No.	Frequency (MHz)	Correct Factor (dB)	Reading Level (dBμV)	Emission Level (dBμV/m)	Peak Limit (dBμV/m)	Average Limit (dBμV/m)	Result
50 (Peak)	5125.652	15.187	41.484	56.671	74.00	54.00	Pass
50 (Peak)	5150.000	15.307	39.924	55.231	74.00	54.00	Pass
50 (Peak)	5198.696	15.468	72.727	88.195	--	--	--
50 (Peak)	5350.000	15.912	40.304	56.216	74.00	54.00	Pass
50 (Peak)	5374.348	15.985	42.634	58.619	74.00	54.00	Pass
50 (Average)	5138.696	15.243	19.228	34.471	74.00	54.00	Pass
50 (Average)	5150.000	15.307	18.943	34.250	74.00	54.00	Pass
50 (Average)	5197.391	15.463	61.216	76.679	--	--	--
50 (Average)	5350.000	15.912	20.505	36.417	74.00	54.00	Pass
50 (Average)	5399.565	16.028	23.744	39.772	74.00	54.00	Pass

Figure Channel 50: Horizontal (Peak)

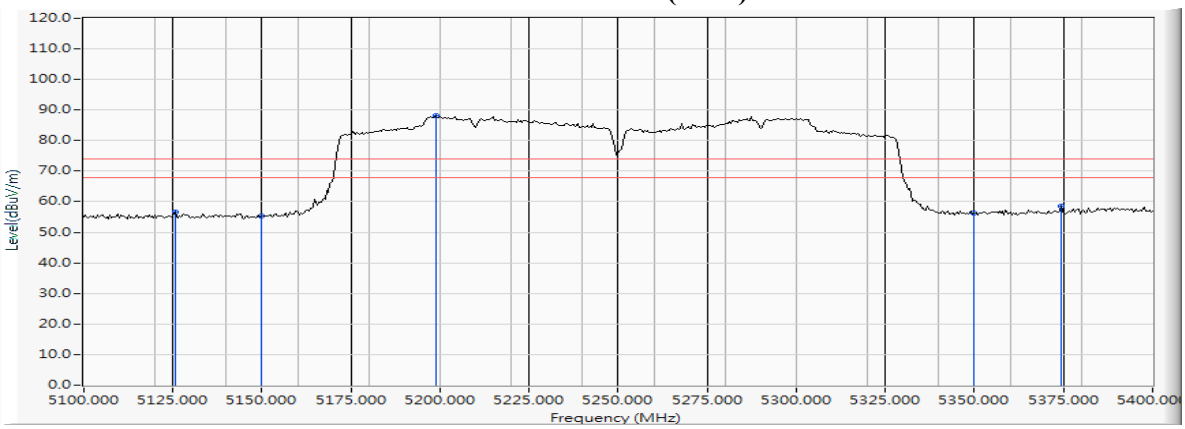

Figure Channel 50: Horizontal (Average)

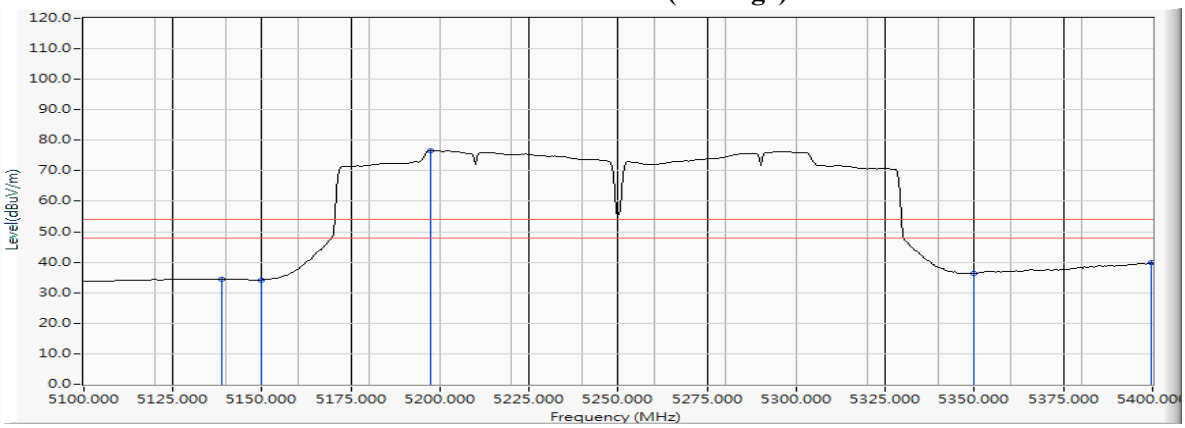

Note:

1. All readings above 1GHz are performed with peak and/or average measurements as necessary.
2. Measurement Level = Reading Level + Correct Factor.
3. The average measurement was not performed when the peak measured data under the limit of average detection.

Product : Intel® Wireless-AC 9560
Test Item : Band Edge Data
Test Date : 2018/12/24
Test Mode : Mode 2 SISO B: Transmit (802.11ac-160BW_65Mbps) -Channel 50 (5250MHz)

RF Radiated Measurement (Vertical):

Channel No.	Frequency (MHz)	Correct Factor (dB)	Reading Level (dBμV)	Emission Level (dBμV/m)	Peak Limit (dBμV/m)	Average Limit (dBμV/m)	Result
50 (Peak)	5126.957	15.191	42.092	57.283	74.00	54.00	Pass
50 (Peak)	5150.000	15.307	41.349	56.656	74.00	54.00	Pass
50 (Peak)	5238.261	15.627	81.631	97.258	--	--	--
50 (Peak)	5350.000	15.912	43.887	59.799	74.00	54.00	Pass
50 (Peak)	5363.913	15.956	45.570	61.526	74.00	54.00	Pass
50 (Average)	5150.000	15.307	24.965	40.272	74.00	54.00	Pass
50 (Average)	5254.783	15.691	69.885	85.575	--	--	--
50 (Average)	5350.000	15.912	28.798	44.710	74.00	54.00	Pass
50 (Average)	5399.130	16.027	31.280	47.307	74.00	54.00	Pass

Figure Channel 50: Vertical (Peak)

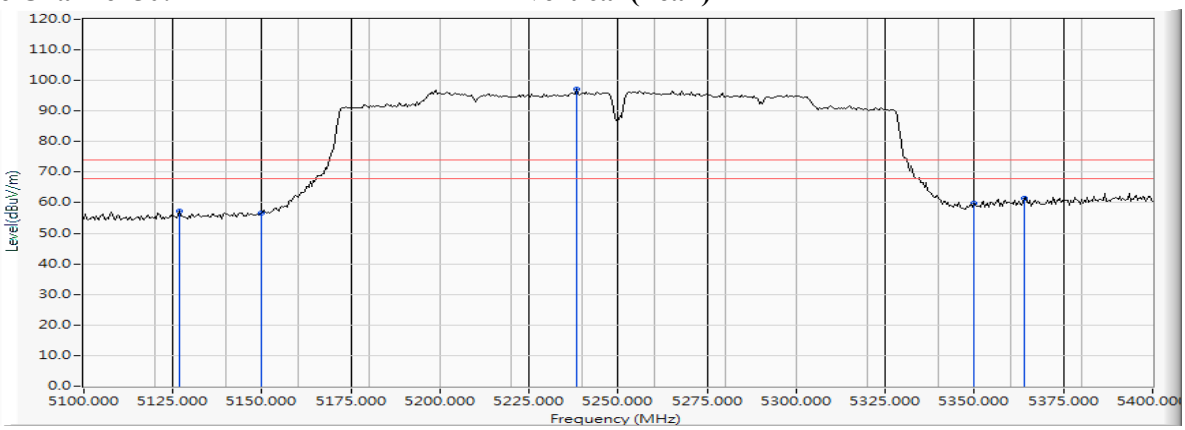

Figure Channel 50: Vertical (Average)

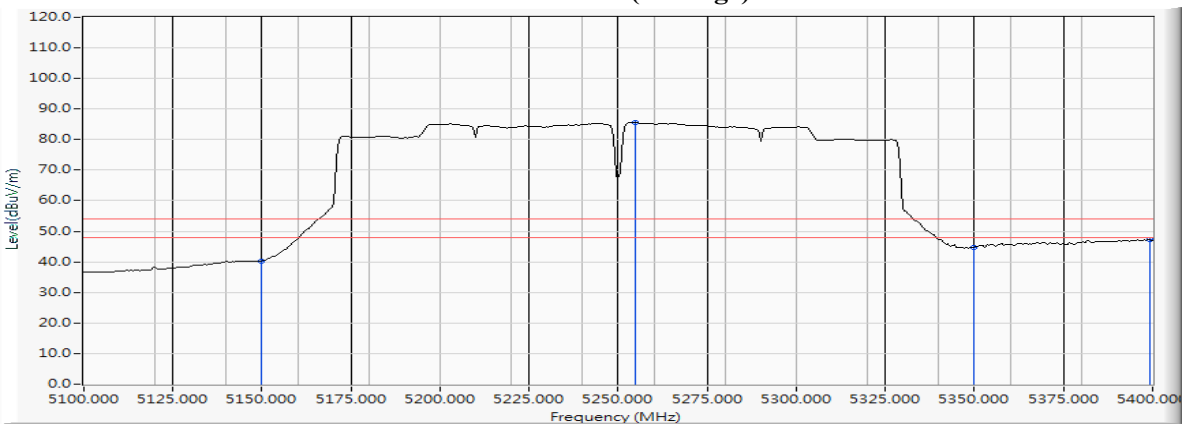

Note:

1. All readings above 1GHz are performed with peak and/or average measurements as necessary.
2. Measurement Level = Reading Level + Correct Factor.
3. The average measurement was not performed when the peak measured data under the limit of average detection.

Product : Intel® Wireless-AC 9560
Test Item : Band Edge Data
Test Date : 2018/12/24
Test Mode : Mode 2 SISO B: Transmit (802.11ac-160BW_65Mbps) -Channel 114 (5570MHz)

RF Radiated Measurement (Horizontal):

Channel No.	Frequency (MHz)	Correct Factor (dB)	Reading Level (dBµV)	Emission Level (dBµV/m)	Peak Limit (dBµV/m)	Average Limit (dBµV/m)	Result
114 (Peak)	5426.087	16.095	42.691	58.786	74.00	54.00	Pass
114 (Peak)	5460.000	16.185	39.904	56.089	74.00	54.00	Pass
114 (Peak)	5558.261	16.325	73.855	90.180	--	--	--
114 (Average)	5425.217	16.094	23.258	39.352	74.00	54.00	Pass
114 (Average)	5460.000	16.185	21.867	38.052	74.00	54.00	Pass
114 (Average)	5553.478	16.325	62.668	78.993	--	--	--

Figure Channel 114: Horizontal (Peak)

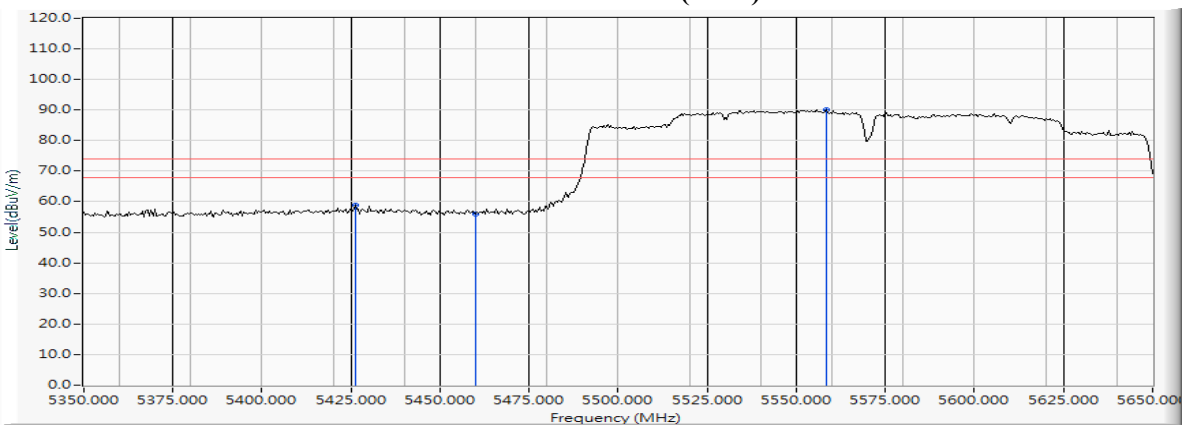

Figure Channel 114: Horizontal (Average)

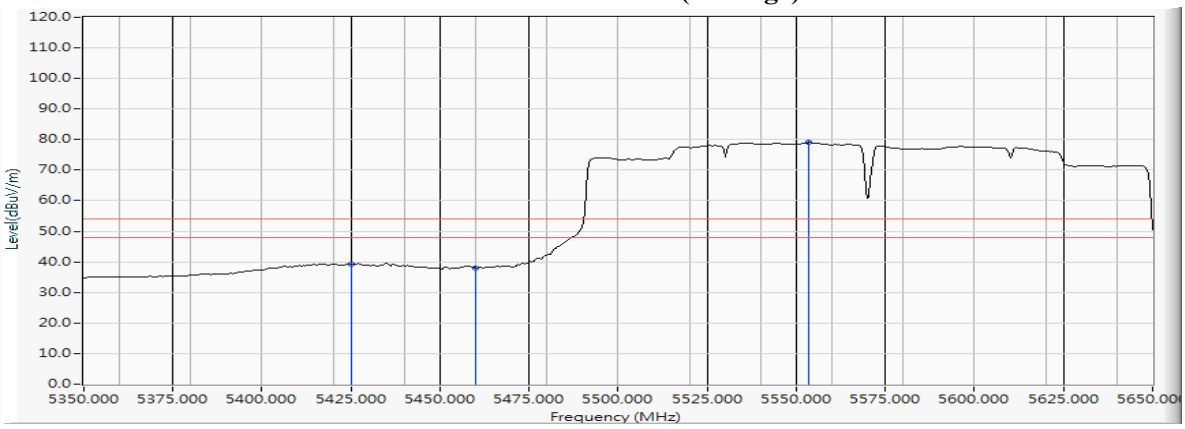

Note:

1. All readings above 1GHz are performed with peak and/or average measurements as necessary.
2. Measurement Level = Reading Level + Correct Factor.
3. The average measurement was not performed when the peak measured data under the limit of average detection.

Product : Intel® Wireless-AC 9560
Test Item : Band Edge Data
Test Date : 2018/12/24
Test Mode : Mode 2 SISO B: Transmit (802.11ac-160BW_65Mbps) -Channel 114 (5570MHz)

RF Radiated Measurement (Vertical):

Channel No.	Frequency (MHz)	Correct Factor (dB)	Reading Level (dBµV)	Emission Level (dBµV/m)	Peak Limit (dBµV/m)	Average Limit (dBµV/m)	Result
114 (Peak)	5443.478	16.136	51.747	67.883	74.00	54.00	Pass
114 (Peak)	5460.000	16.185	49.931	66.116	74.00	54.00	Pass
114 (Peak)	5520.000	16.293	87.377	103.669	--	--	--
114 (Average)	5460.000	16.185	36.136	52.321	74.00	54.00	Pass
114 (Average)	5525.217	16.301	75.955	92.256	--	--	--

Figure Channel 114: Vertical (Peak)

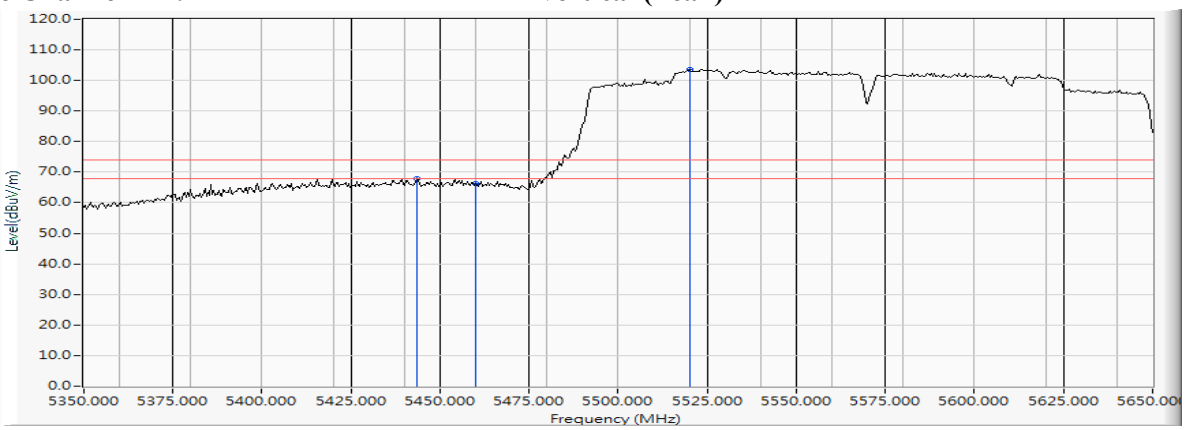

Figure Channel 114: Vertical (Average)

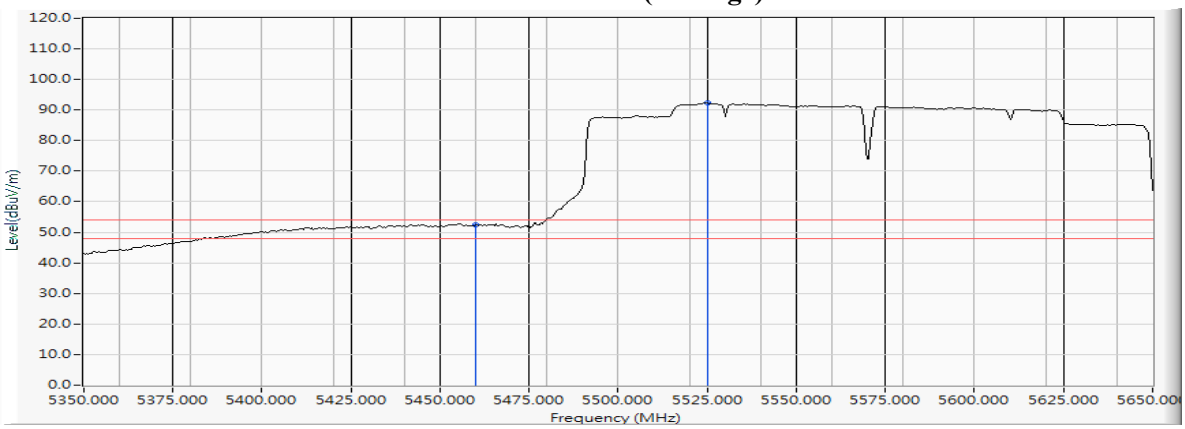

Note:

1. All readings above 1GHz are performed with peak and/or average measurements as necessary.
2. Measurement Level = Reading Level + Correct Factor.
3. The average measurement was not performed when the peak measured data under the limit of average detection.

Product : Intel® Wireless-AC 9560
Test Item : Band Edge Data
Test Date : 2018/12/23
Test Mode : Mode 2 SISO B: Transmit (802.11ac-80BW_32.5Mbps) -Channel 106 (5530MHz)

RF Radiated Measurement:

	Frequency (MHz)	Correct Factor (dB)	Reading Level (dBµV)	Measure Level (dBµV /m)	Margin (dB)	Limit (dBµV /m)	Result
Horizontal	5462.319	16.188	42.386	58.574	-9.646	68.220	Pass
Horizontal	5470.000	16.200	39.349	55.549	-12.671	68.220	Pass
Horizontal	5515.362	16.284	77.942	94.226	--	--	Pass

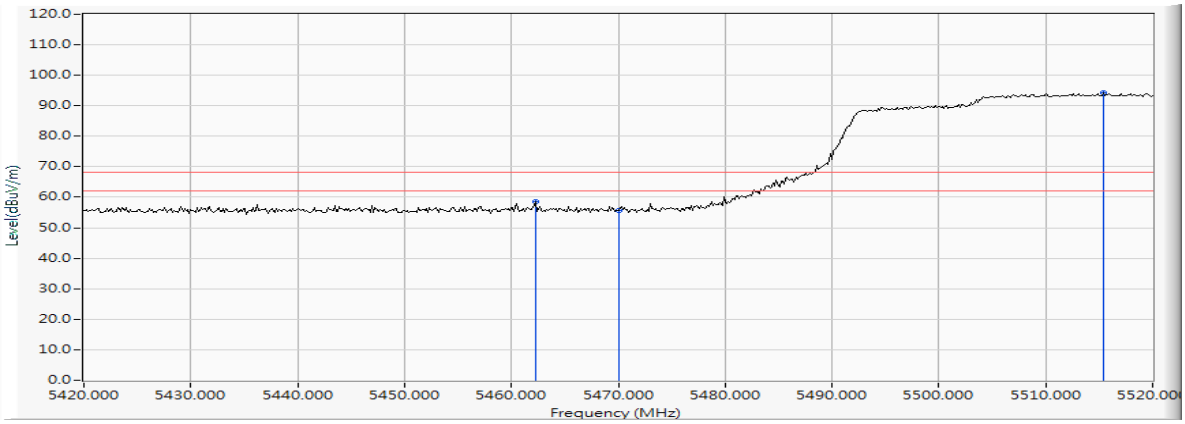

	Frequency (MHz)	Correct Factor (dB)	Reading Level (dBm)	Measure Level (dBm/m)	Margin (dB)	Limit (dBm/m)	Result
Vertical	5461.014	16.186	48.671	64.857	-3.363	68.220	Pass
Vertical	5470.000	16.200	47.866	64.066	-4.154	68.220	Pass
Vertical	5509.130	16.274	91.556	107.831	--	--	--

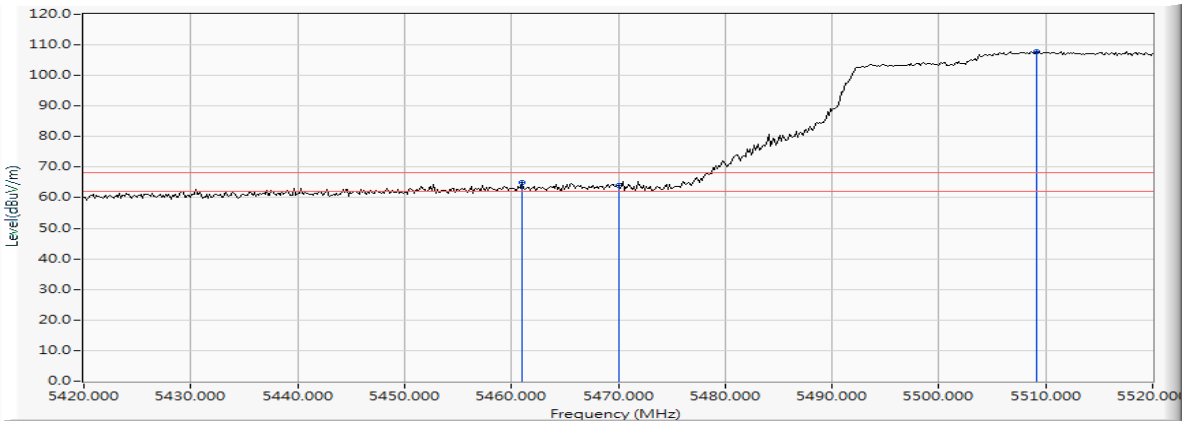

Product : Intel® Wireless-AC 9560
Test Item : Band Edge Data
Test Date : 2018/12/23
Test Mode : Mode 2 SISO B: Transmit (802.11ac-80BW_32.5Mbps) -Channel 155 (5775MHz)

RF Radiated Measurement:

	Frequency (MHz)	Correct Factor (dB)	Reading Level (dBµV)	Measure Level (dBµV /m)	Margin (dB)	Limit (dBµV /m)	Result
Horizontal	5650.000	16.447	41.248	57.695	-10.525	68.220	Pass
Horizontal	5700.000	16.502	44.415	60.917	-44.283	105.200	Pass
Horizontal	5719.420	16.533	47.567	64.101	-46.537	110.638	Pass
Horizontal	5720.000	16.535	45.951	62.486	-48.314	110.800	Pass
Horizontal	5725.000	16.544	49.009	65.553	-56.647	122.200	Pass
Horizontal	5753.623	16.573	79.476	96.050	--	--	--
Horizontal	5850.000	16.748	45.439	62.187	-60.013	122.200	Pass
Horizontal	5855.000	16.758	44.991	61.749	-49.051	110.800	Pass
Horizontal	5875.000	16.807	42.484	59.292	-45.908	105.200	Pass
Horizontal	5876.522	16.812	44.556	61.368	-42.706	104.074	Pass
Horizontal	5925.000	16.920	41.533	58.453	-9.747	68.200	Pass
Horizontal	5951.304	16.956	43.179	60.135	-8.065	68.200	Pass

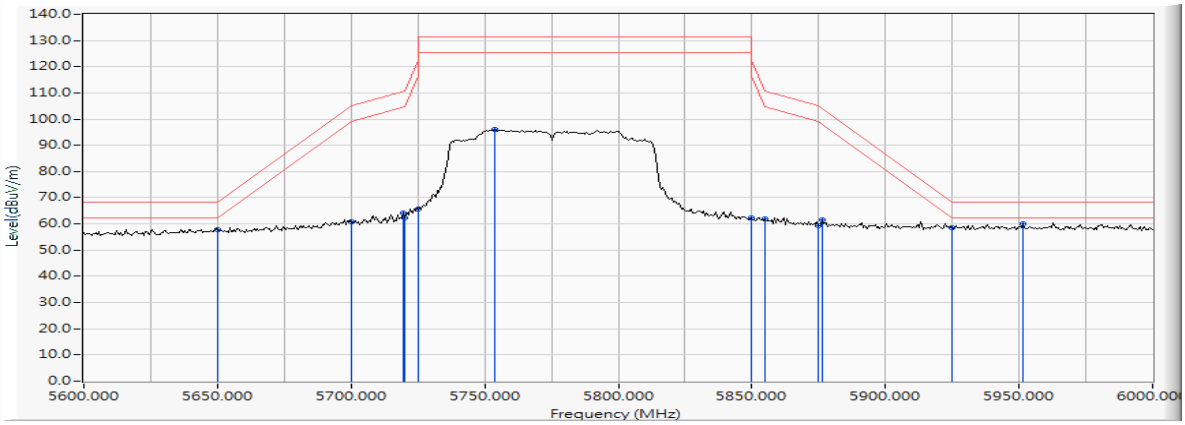

Product : Intel® Wireless-AC 9560
Test Item : Band Edge Data
Test Date : 2018/12/23
Test Mode : Mode 2 SISO B: Transmit (802.11ac-80BW_32.5Mbps) -Channel 155 (5775MHz)

RF Radiated Measurement:

	Frequency (MHz)	Correct Factor (dB)	Reading Level (dBµV)	Measure Level (dBµV /m)	Margin (dB)	Limit (dBµV /m)	Result
Vertical	5647.536	16.440	51.200	67.640	-0.580	68.220	Pass
Vertical	5650.000	16.447	49.864	66.311	-1.909	68.220	Pass
Vertical	5700.000	16.502	56.193	72.695	-32.505	105.200	Pass
Vertical	5718.261	16.532	62.083	78.615	-31.698	110.313	Pass
Vertical	5720.000	16.535	59.355	75.890	-34.910	110.800	Pass
Vertical	5725.000	16.544	61.902	78.446	-43.754	122.200	Pass
Vertical	5795.362	16.648	92.290	108.938	--	--	--
Vertical	5850.000	16.748	57.793	74.541	-47.659	122.200	Pass
Vertical	5855.000	16.758	57.125	73.883	-36.917	110.800	Pass
Vertical	5875.000	16.807	52.467	69.275	-35.925	105.200	Pass
Vertical	5881.739	16.826	53.622	70.449	-29.764	100.213	Pass
Vertical	5925.000	16.920	44.608	61.528	-6.672	68.200	Pass

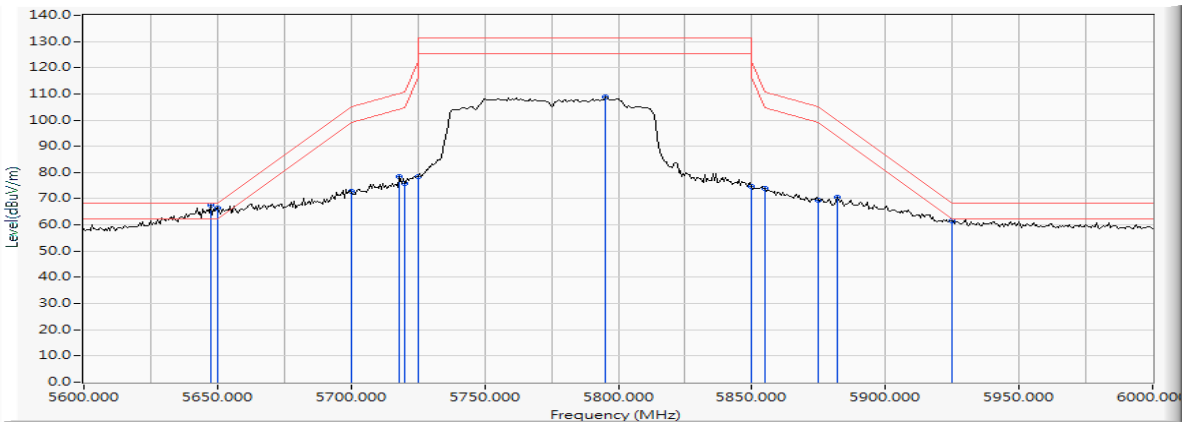

Product : Intel® Wireless-AC 9560
Test Item : Band Edge Data
Test Date : 2018/12/23
Test Mode : Mode 2 SISO B: Transmit (802.11ac-160BW_65Mbps) -Channel 114 (5570 MHz)

RF Radiated Measurement:

	Frequency (MHz)	Correct Factor (dB)	Reading Level (dBµV)	Measure Level (dBµV /m)	Margin (dB)	Limit (dBµV /m)	Result
Horizontal	5413.913	16.064	42.163	58.227	-9.993	68.220	Pass
Horizontal	5470.000	16.200	41.065	57.265	-10.955	68.220	Pass
Horizontal	5552.609	16.325	73.811	90.135	--	--	--

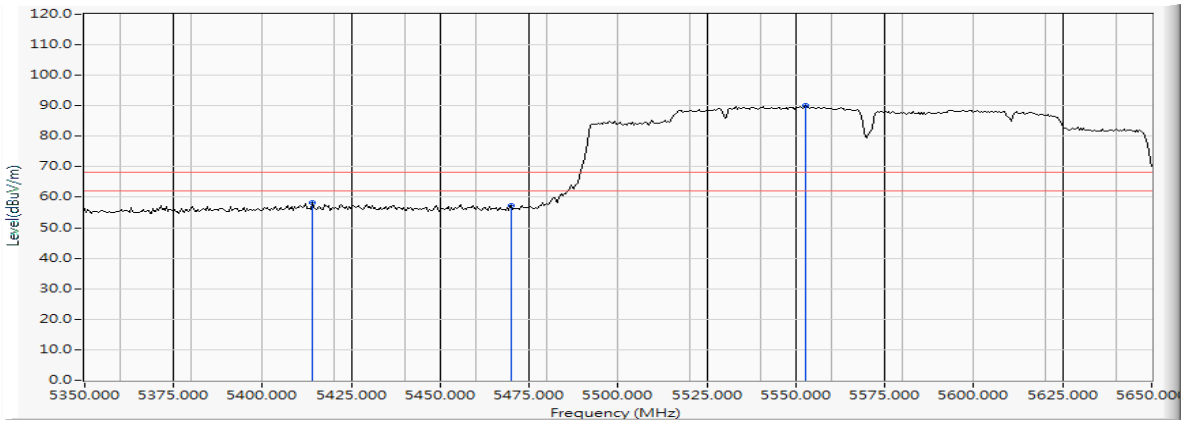

RF Radiated Measurement:

	Frequency (MHz)	Correct Factor (dB)	Reading Level (dBµV)	Measure Level (dBµV /m)	Margin (dB)	Limit (dBµV /m)	Result
Vertical	5453.913	16.170	51.973	68.143	-0.077	68.220	Pass
Vertical	5470.000	16.200	48.550	64.750	-3.470	68.220	Pass
Vertical	5537.826	16.317	87.410	103.726	--	--	--

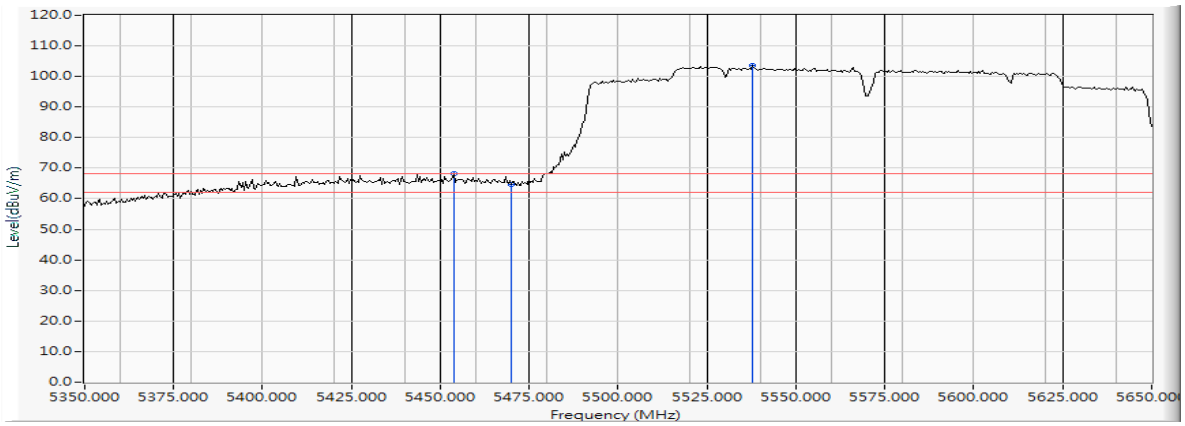

Product : Intel® Wireless-AC 9560
Test Item : Band Edge Data
Test Date : 2018/12/24
Test Mode : Mode 3 MIMO: Transmit (802.11n-20BW_14.4Mbps) -Channel 36 (5180MHz)

RF Radiated Measurement (Horizontal):

Channel No.	Frequency (MHz)	Correct Factor (dB)	Reading Level (dBμV)	Emission Level (dBμV/m)	Peak Limit (dBμV/m)	Average Limit (dBμV/m)	Result
36 (Peak)	5141.739	15.260	41.774	57.034	74.00	54.00	Pass
36 (Peak)	5150.000	15.307	39.607	54.914	74.00	54.00	Pass
36 (Peak)	5184.638	15.412	87.088	102.501	--	--	--
36 (Average)	5150.000	15.307	19.090	34.397	74.00	54.00	Pass
36 (Average)	5185.217	15.415	74.177	89.592	--	--	--

Figure Channel 36: Horizontal (Peak)

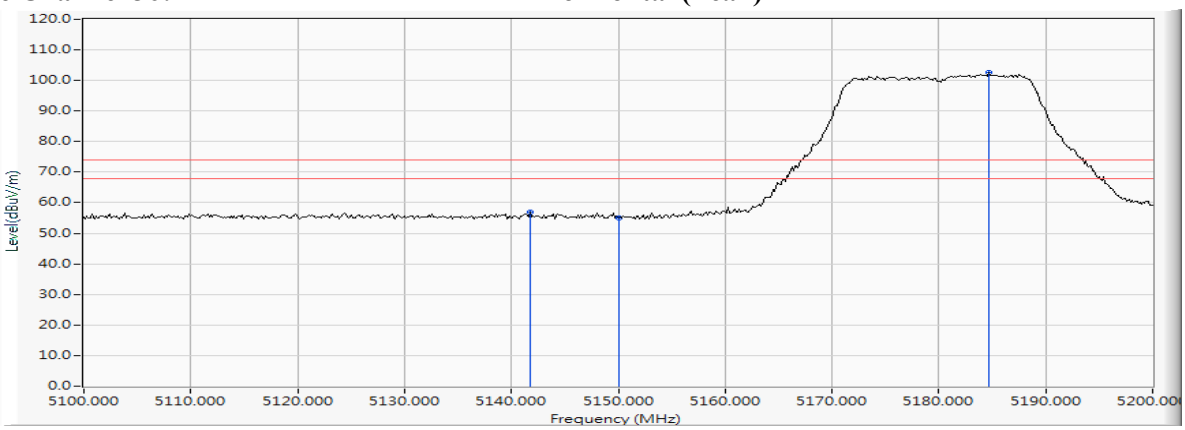

Figure Channel 36: Horizontal (Average)

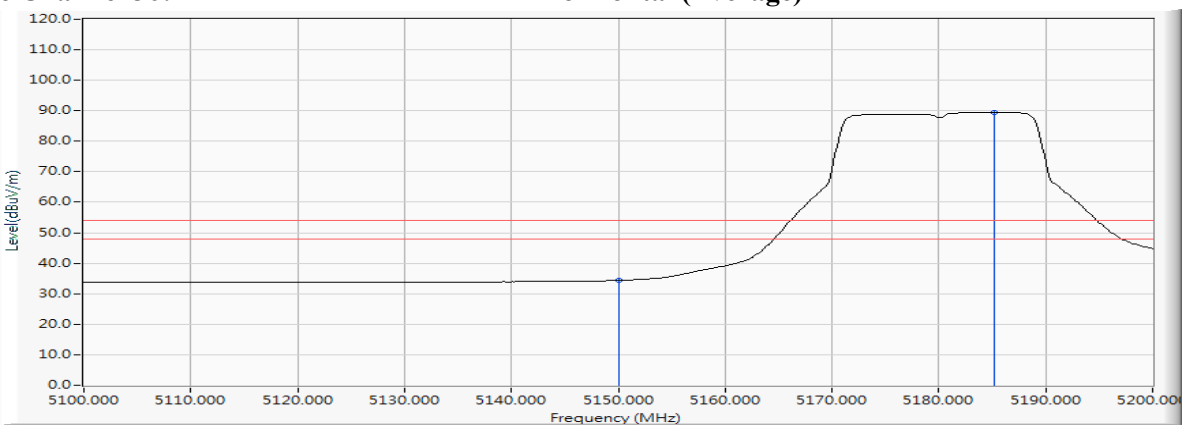

Note:

1. All readings above 1GHz are performed with peak and/or average measurements as necessary.
2. Measurement Level = Reading Level + Correct Factor.
3. The average measurement was not performed when the peak measured data under the limit of average detection.

Product : Intel® Wireless-AC 9560
Test Item : Band Edge Data
Test Date : 2018/12/24
Test Mode : Mode 3 MIMO: Transmit (802.11n-20BW_14.4Mbps) -Channel 36 (5180MHz)

RF Radiated Measurement (Vertical):

Channel No.	Frequency (MHz)	Correct Factor (dB)	Reading Level (dBµV)	Emission Level (dBµV/m)	Peak Limit (dBµV/m)	Average Limit (dBµV/m)	Result
36 (Peak)	5147.971	15.296	42.101	57.396	74.00	54.00	Pass
36 (Peak)	5150.000	15.307	41.559	56.866	74.00	54.00	Pass
36 (Peak)	5184.058	15.410	94.924	110.334	--	--	--
36 (Average)	5150.000	15.307	23.876	39.183	74.00	54.00	Pass
36 (Average)	5183.768	15.409	82.450	97.859	--	--	--

Figure Channel 36: Vertical (Peak)

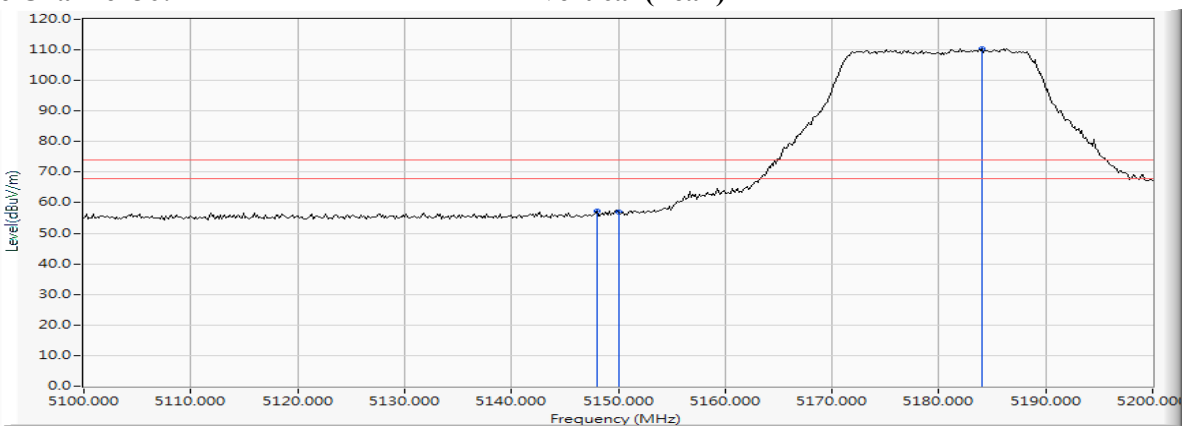

Figure Channel 36: Vertical (Average)

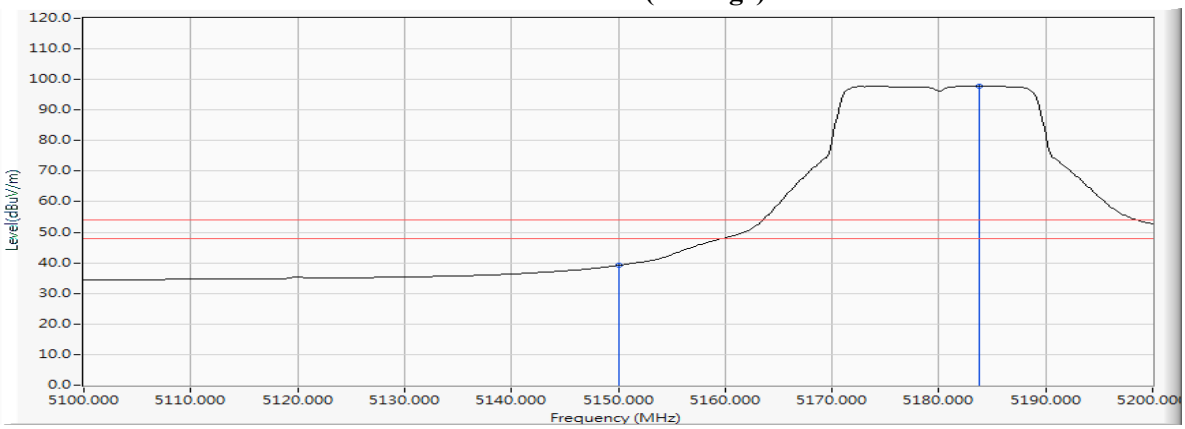

Note:

1. All readings above 1GHz are performed with peak and/or average measurements as necessary.
2. Measurement Level = Reading Level + Correct Factor.
3. The average measurement was not performed when the peak measured data under the limit of average detection.

Product : Intel® Wireless-AC 9560
Test Item : Band Edge Data
Test Date : 2018/12/24
Test Mode : Mode 3 MIMO: Transmit (802.11n-20BW_14.4Mbps) -Channel 64 (5320MHz)

RF Radiated Measurement (Horizontal):

Channel No.	Frequency (MHz)	Correct Factor (dB)	Reading Level (dBμV)	Emission Level (dBμV/m)	Peak Limit (dBμV/m)	Average Limit (dBμV/m)	Result
64 (Peak)	5325.217	15.866	86.633	102.499	--	--	--
64 (Peak)	5350.000	15.912	40.961	56.873	74.00	54.00	Pass
64 (Peak)	5380.435	16.001	42.230	58.231	74.00	54.00	Pass
64 (Average)	5313.333	15.829	73.579	89.407	--	--	--
64 (Average)	5350.000	15.912	20.820	36.732	74.00	54.00	Pass

Figure Channel 64: Horizontal (Peak)

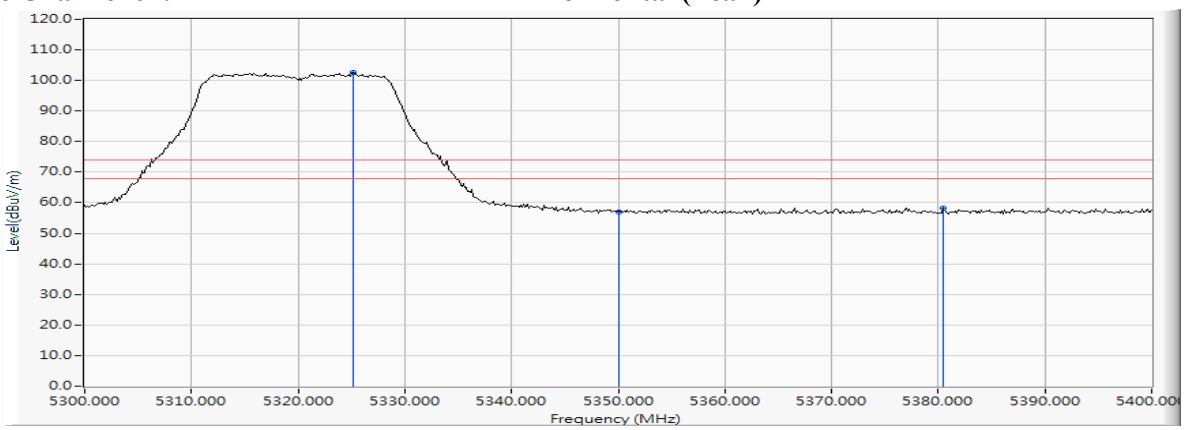

Figure Channel 64: Horizontal (Average)

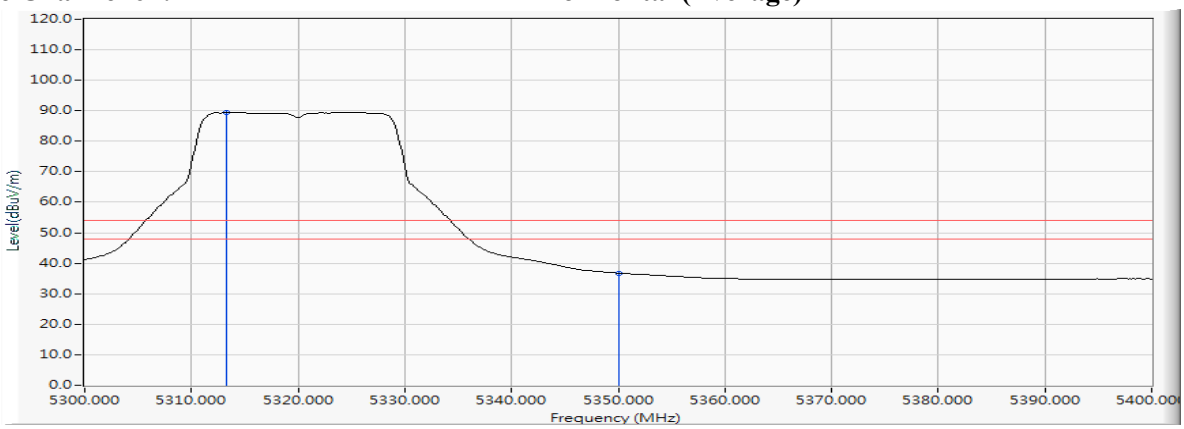

Note:

1. All readings above 1GHz are performed with peak and/or average measurements as necessary.
2. Measurement Level = Reading Level + Correct Factor.
3. The average measurement was not performed when the peak measured data under the limit of average detection.

Product : Intel® Wireless-AC 9560
Test Item : Band Edge Data
Test Date : 2018/12/24
Test Mode : Mode 3 MIMO: Transmit (802.11n-20BW_14.4Mbps) -Channel 64 (5320MHz)

RF Radiated Measurement (Vertical):

Channel No.	Frequency (MHz)	Correct Factor (dB)	Reading Level (dBμV)	Emission Level (dBμV/m)	Peak Limit (dBμV/m)	Average Limit (dBμV/m)	Result
64 (Peak)	5325.652	15.868	99.895	115.763	--	--	--
64 (Peak)	5350.000	15.912	50.178	66.090	74.00	54.00	Pass
64 (Average)	5325.362	15.867	86.655	102.522	--	--	--
64 (Average)	5350.000	15.912	32.331	48.243	74.00	54.00	Pass

Figure Channel 64: Vertical (Peak)

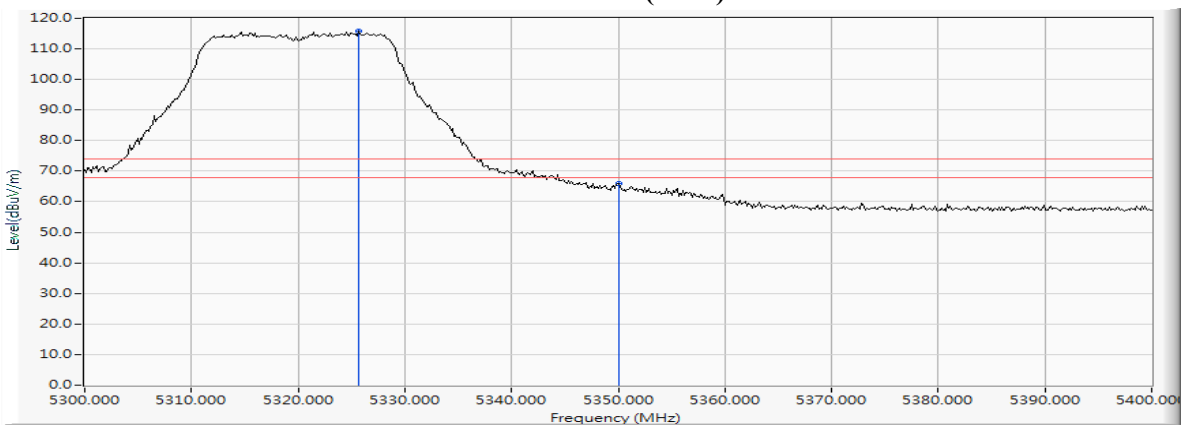

Figure Channel 64: Vertical (Average)

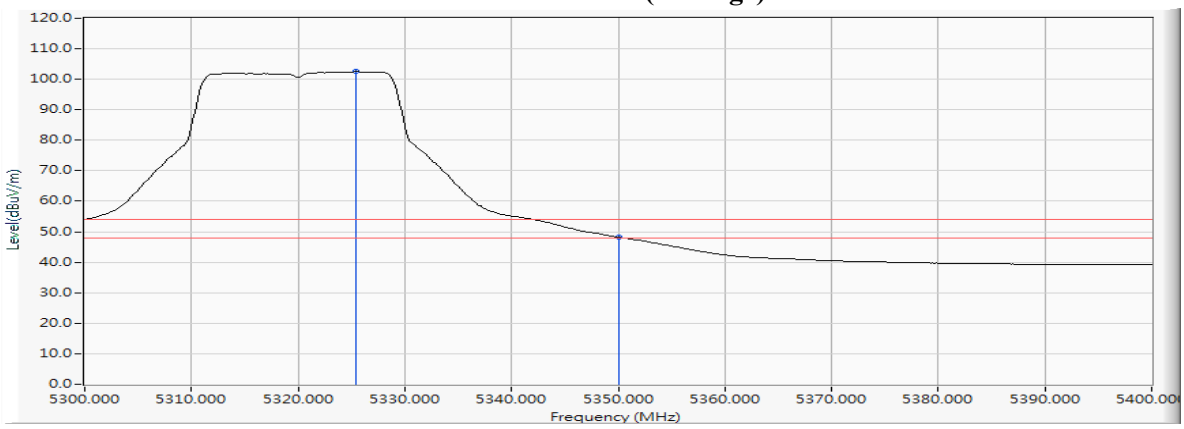

Note:

1. All readings above 1GHz are performed with peak and/or average measurements as necessary.
2. Measurement Level = Reading Level + Correct Factor.
3. The average measurement was not performed when the peak measured data under the limit of average detection.

Product : Intel® Wireless-AC 9560
Test Item : Band Edge Data
Test Date : 2018/12/24
Test Mode : Mode 3 MIMO: Transmit (802.11n-20BW_14.4Mbps) -Channel 100 (5500MHz)

RF Radiated Measurement (Horizontal):

Channel No.	Frequency (MHz)	Correct Factor (dB)	Reading Level (dBμV)	Emission Level (dBμV/m)	Peak Limit (dBμV/m)	Average Limit (dBμV/m)	Result
100 (Peak)	5436.957	16.118	42.047	58.165	74.00	54.00	Pass
100 (Peak)	5460.000	16.185	40.549	56.734	74.00	54.00	Pass
100 (Peak)	5493.768	16.262	84.251	100.512	--	--	--
100 (Average)	5460.000	16.185	19.003	35.188	74.00	54.00	Pass
100 (Average)	5494.928	16.263	71.565	87.829	--	--	--

Figure Channel 100: Horizontal (Peak)

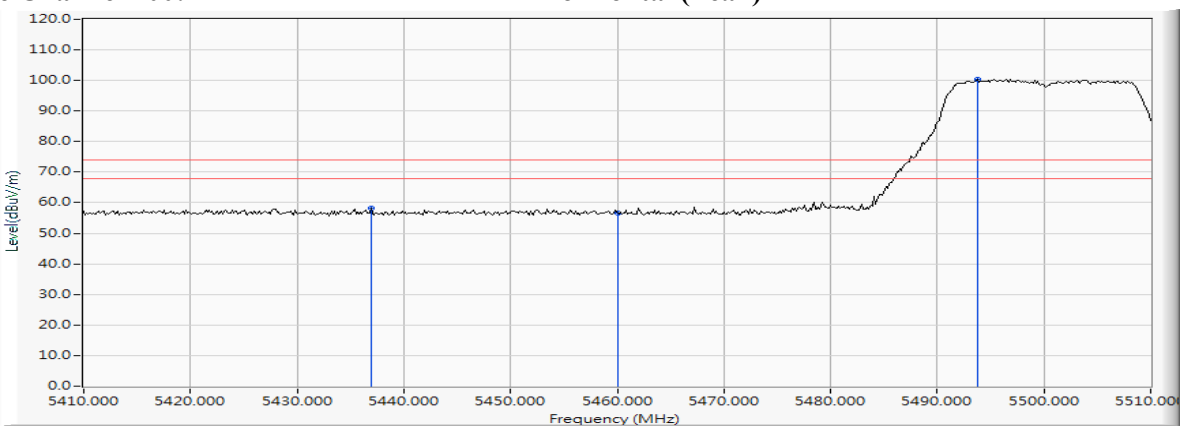

Figure Channel 100: Horizontal (Average)

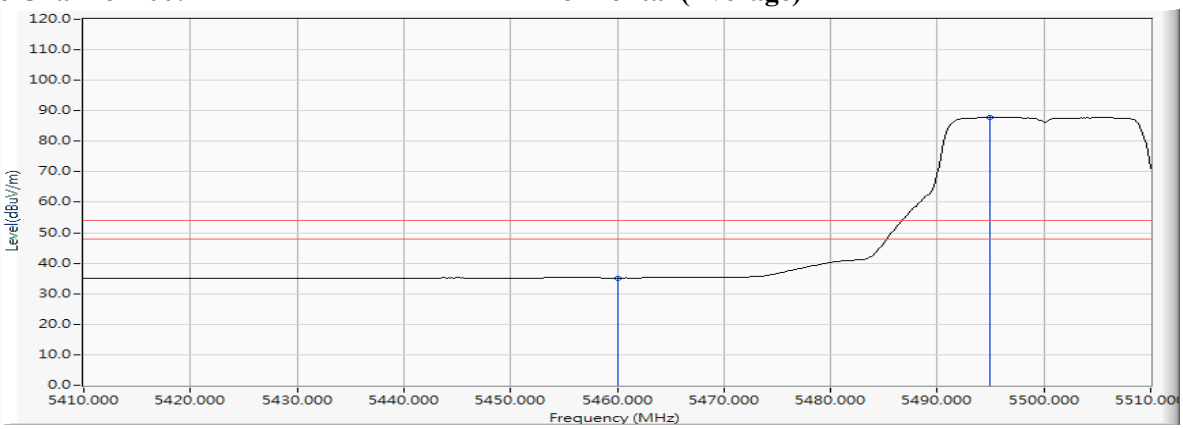

Note:

1. All readings above 1GHz are performed with peak and/or average measurements as necessary.
2. Measurement Level = Reading Level + Correct Factor.
3. The average measurement was not performed when the peak measured data under the limit of average detection.

Product : Intel® Wireless-AC 9560
Test Item : Band Edge Data
Test Date : 2018/12/27
Test Mode : Mode 3 MIMO: Transmit (802.11n-20BW_14.4Mbps) -Channel 100 (5500MHz)

RF Radiated Measurement (Vertical):

Channel No.	Frequency (MHz)	Correct Factor (dB)	Reading Level (dBμV)	Emission Level (dBμV/m)	Peak Limit (dBμV/m)	Average Limit (dBμV/m)	Result
100 (Peak)	5450.000	16.157	43.363	59.520	74.00	54.00	Pass
100 (Peak)	5460.000	16.185	41.474	57.659	74.00	54.00	Pass
100 (Peak)	5494.783	16.263	96.817	113.080	--	--	--
100 (Average)	5460.000	16.185	24.372	40.557	74.00	54.00	Pass
100 (Average)	5494.348	16.262	84.218	100.480	--	--	--

Figure Channel 100: Vertical (Peak)

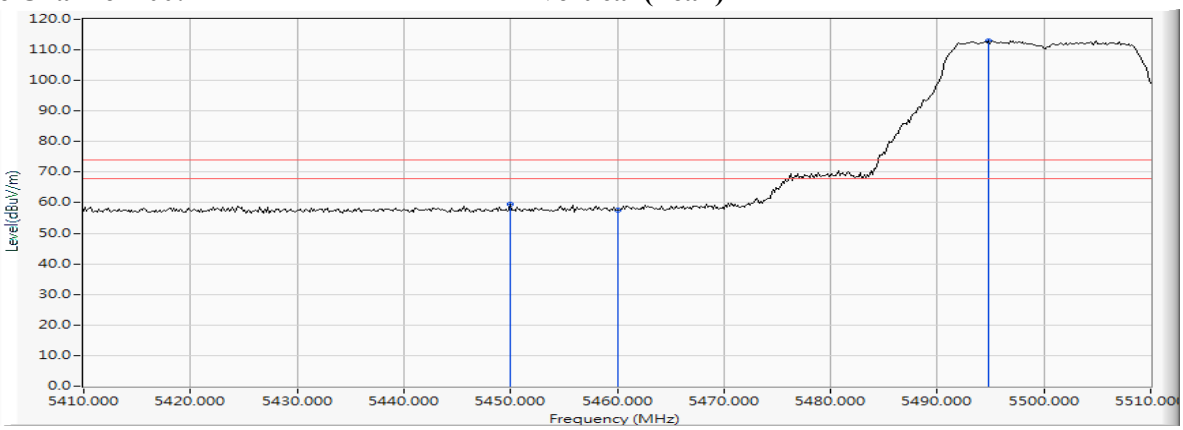

Figure Channel 100: Vertical (Average)

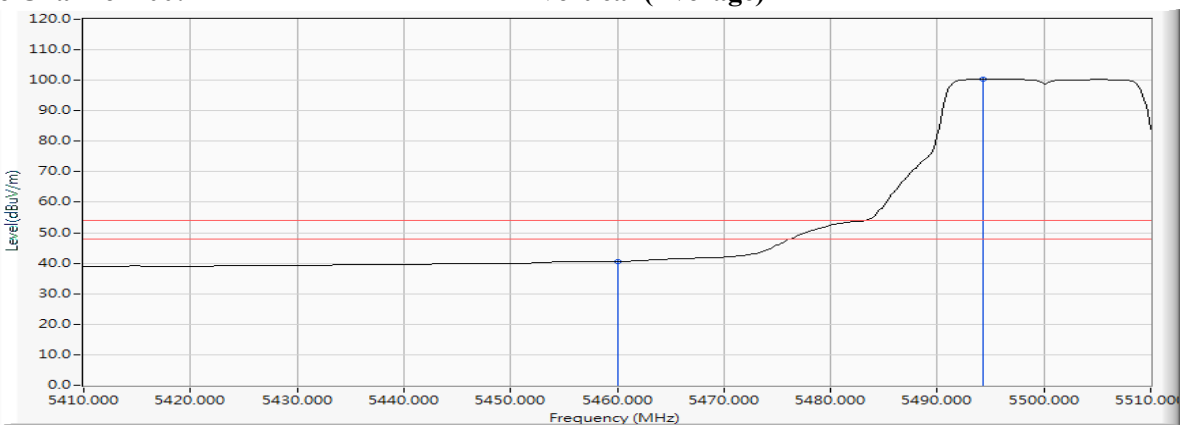

Note:

1. All readings above 1GHz are performed with peak and/or average measurements as necessary.
2. Measurement Level = Reading Level + Correct Factor.
3. The average measurement was not performed when the peak measured data under the limit of average detection.

Product : Intel® Wireless-AC 9560
Test Item : Band Edge Data
Test Date : 2018/12/24
Test Mode : Mode 3 MIMO: Transmit (802.11n-20BW_14.4Mbps) -Channel 100 (5500MHz)

RF Radiated Measurement:

	Frequency (MHz)	Correct Factor (dB)	Reading Level (dBµV)	Measure Level (dBµV /m)	Margin (dB)	Limit (dBµV /m)	Result
Horizontal	5465.652	16.192	42.494	58.687	-9.533	68.220	Pass
Horizontal	5470.000	16.200	40.745	56.945	-11.275	68.220	Pass
Horizontal	5505.072	16.272	84.199	100.472	--	--	--

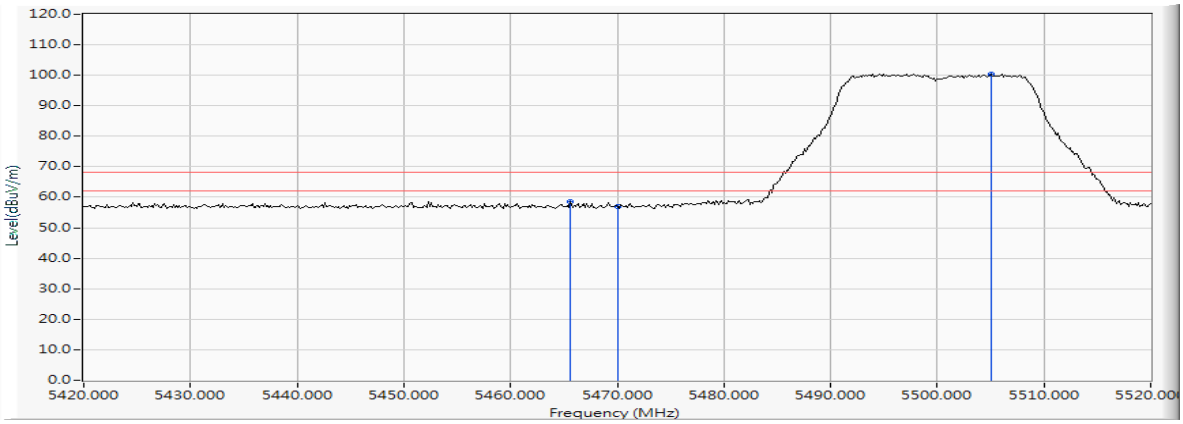

	Frequency (MHz)	Correct Factor (dB)	Reading Level (dBµV)	Measure Level (dBµV /m)	Margin (dB)	Limit (dBµV /m)	Result
Vertical	5466.232	16.193	43.945	60.139	-8.081	68.220	Pass
Vertical	5470.000	16.200	42.611	58.811	-9.409	68.220	Pass
Vertical	5494.348	16.262	97.280	113.542	--	--	--

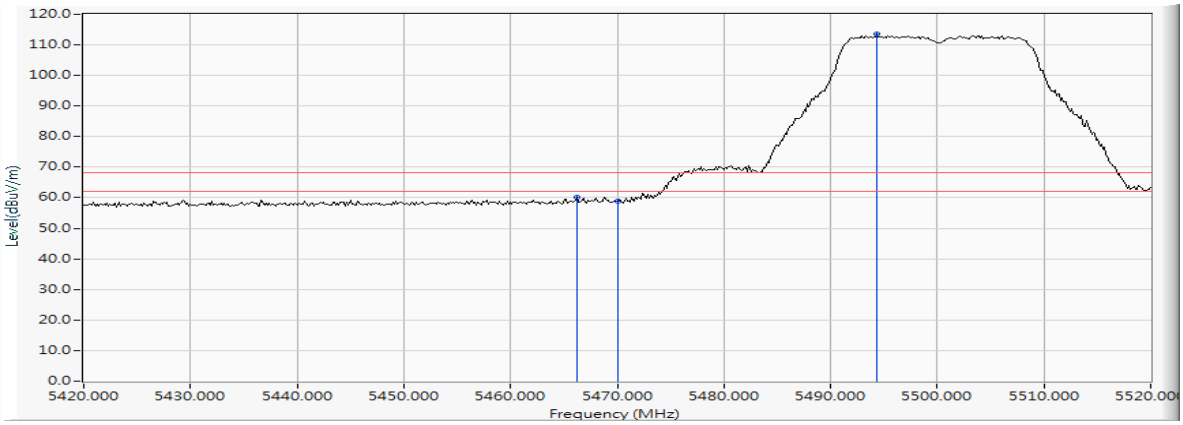

Product : Intel® Wireless-AC 9560
Test Item : Band Edge Data
Test Date : 2018/12/24
Test Mode : Mode 3 MIMO: Transmit (802.11n-20BW_14.4Mbps) -Channel 140 (5700MHz)

RF Radiated Measurement:

	Frequency (MHz)	Correct Factor (dB)	Reading Level (dBµV)	Measure Level (dBµV /m)	Margin (dB)	Limit (dBµV /m)	Result
Horizontal	5702.101	16.504	87.347	103.851	--	--	--
Horizontal	5725.000	16.544	43.154	59.698	-8.522	68.220	Pass
Horizontal	5725.725	16.546	43.775	60.321	-7.899	68.220	Pass

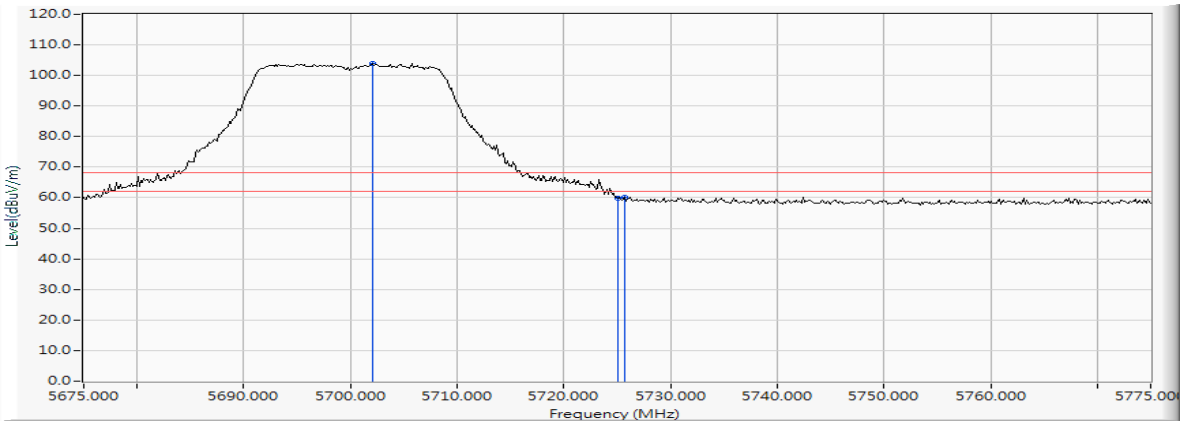

	Frequency (MHz)	Correct Factor (dB)	Reading Level (dBµV)	Measure Level (dBµV /m)	Margin (dB)	Limit (dBµV /m)	Result
Vertical	5694.275	16.494	99.767	116.261	--	--	--
Vertical	5725.000	16.544	51.376	67.920	-0.300	68.220	Pass

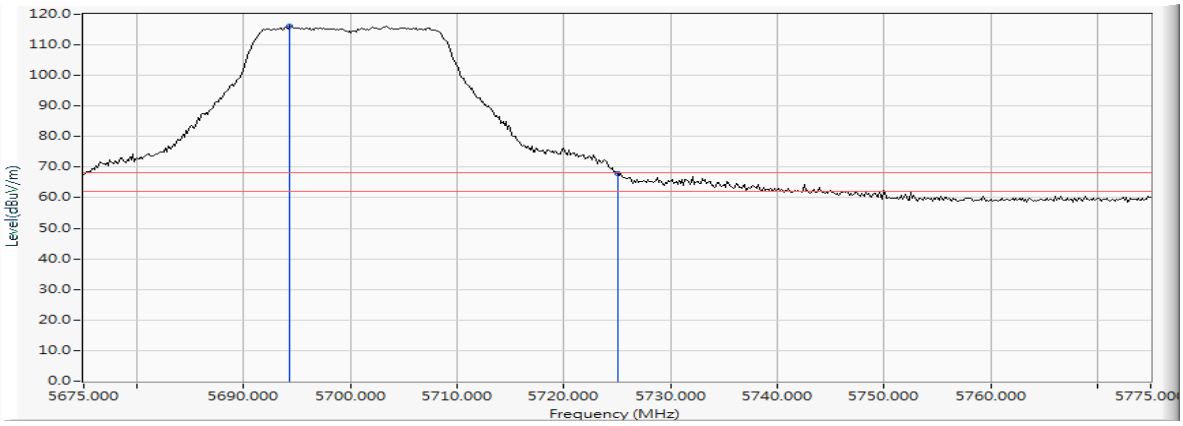

Product : Intel® Wireless-AC 9560
Test Item : Band Edge Data
Test Date : 2018/12/24
Test Mode : Mode 3 MIMO: Transmit (802.11n-20BW_14.4Mbps) -Channel 149 (5745MHz)

RF Radiated Measurement:

	Frequency (MHz)	Correct Factor (dB)	Reading Level (dBµV)	Measure Level (dBµV /m)	Margin (dB)	Limit (dBµV /m)	Result
Horizontal	5644.638	16.432	42.211	58.643	-9.577	68.220	Pass
Horizontal	5650.000	16.447	41.587	58.034	-10.186	68.220	Pass
Horizontal	5691.558	16.490	42.567	59.058	-39.898	98.956	Pass
Horizontal	5700.000	16.502	41.624	58.126	-47.074	105.200	Pass
Horizontal	5720.000	16.535	46.805	63.340	-47.460	110.800	Pass
Horizontal	5725.000	16.544	52.906	69.450	-52.750	122.200	Pass
Horizontal	5740.761	16.556	87.155	103.711	--	--	--

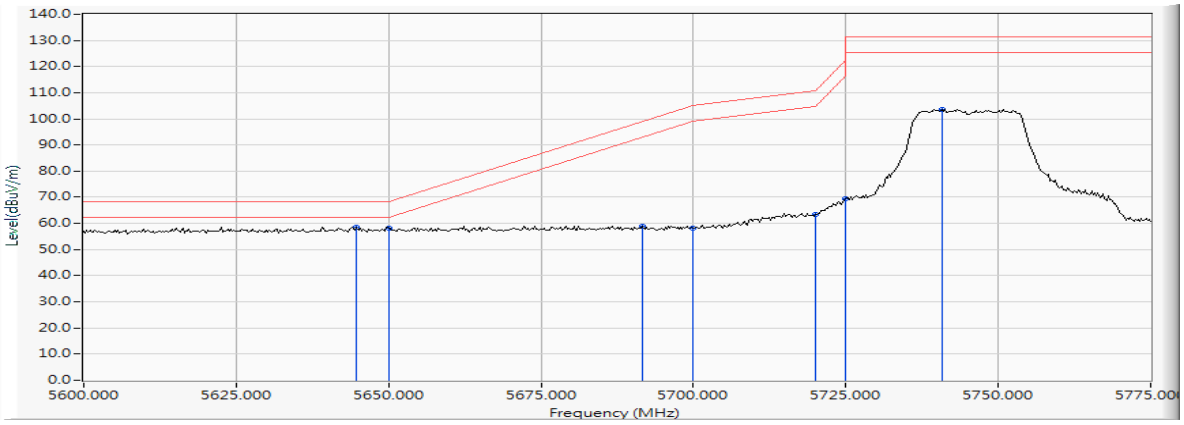

Product : Intel® Wireless-AC 9560
Test Item : Band Edge Data
Test Date : 2018/12/24
Test Mode : Mode 3 MIMO: Transmit (802.11n-20BW_14.4Mbps) -Channel 149 (5745MHz)

RF Radiated Measurement:

	Frequency (MHz)	Correct Factor (dB)	Reading Level (dBµV)	Measure Level (dBµV /m)	Margin (dB)	Limit (dBµV /m)	Result
Vertical	5629.420	16.408	43.493	59.901	-8.319	68.220	Pass
Vertical	5650.000	16.447	42.447	58.894	-9.326	68.220	Pass
Vertical	5698.406	16.500	49.951	66.451	-37.570	104.021	Pass
Vertical	5700.000	16.502	49.440	65.942	-39.258	105.200	Pass
Vertical	5714.891	16.525	60.437	76.962	-32.407	109.369	Pass
Vertical	5720.000	16.535	59.736	76.271	-34.529	110.800	Pass
Vertical	5725.000	16.544	65.450	81.994	-40.206	122.200	Pass
Vertical	5741.268	16.556	100.485	117.042	--	--	--

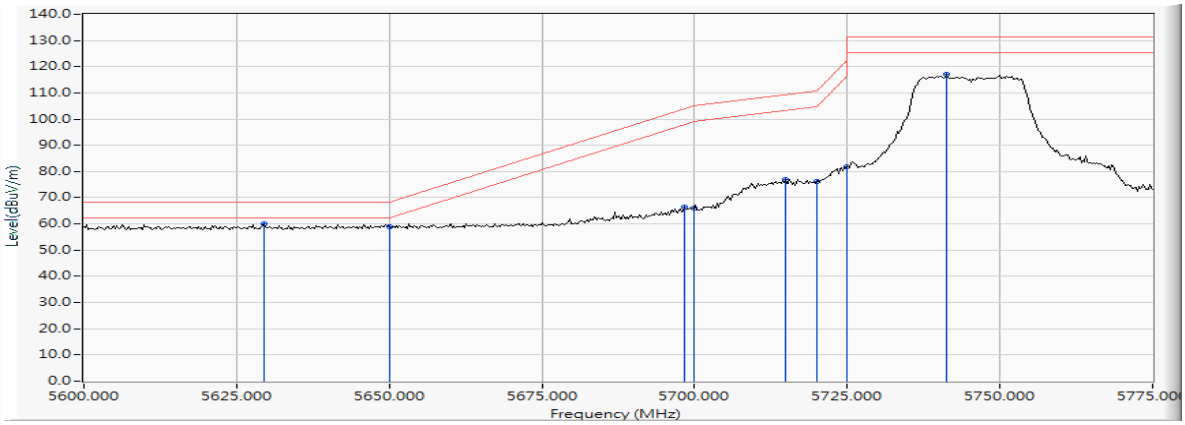

Product : Intel® Wireless-AC 9560
Test Item : Band Edge Data
Test Date : 2018/12/24
Test Mode : Mode 3 MIMO: Transmit (802.11n-20BW_14.4Mbps) -Channel 165 (5825MHz)

RF Radiated Measurement:

	Frequency (MHz)	Correct Factor (dB)	Reading Level (dBµV)	Measure Level (dBµV /m)	Margin (dB)	Limit (dBµV /m)	Result
Horizontal	5829.855	16.719	88.629	105.347	--	--	--
Horizontal	5850.000	16.748	47.091	63.839	-58.361	122.200	Pass
Horizontal	5855.000	16.758	45.269	62.027	-48.773	110.800	Pass
Horizontal	5856.812	16.763	45.640	62.403	-47.890	110.293	Pass
Horizontal	5875.000	16.807	42.956	59.764	-45.436	105.200	Pass
Horizontal	5915.942	16.896	44.175	61.070	-13.833	74.903	Pass
Horizontal	5925.000	16.920	42.290	59.210	-8.990	68.200	Pass
Horizontal	5929.855	16.925	43.847	60.772	-7.428	68.200	Pass

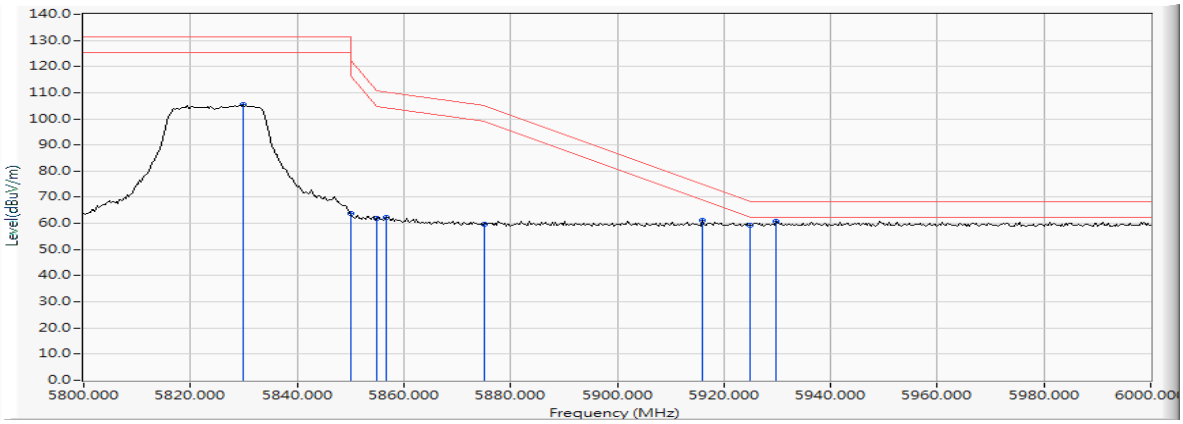

Product : Intel® Wireless-AC 9560
Test Item : Band Edge Data
Test Date : 2018/12/24
Test Mode : Mode 3 MIMO: Transmit (802.11n-20BW_14.4Mbps) -Channel 165 (5825MHz)

RF Radiated Measurement:

	Frequency (MHz)	Correct Factor (dB)	Reading Level (dBµV)	Measure Level (dBµV /m)	Margin (dB)	Limit (dBµV /m)	Result
Vertical	5821.739	16.707	99.090	115.797	--	--	--
Vertical	5850.000	16.748	58.069	74.817	-47.383	122.200	Pass
Vertical	5855.000	16.758	55.029	71.787	-39.013	110.800	Pass
Vertical	5855.652	16.760	55.734	72.494	-38.123	110.617	Pass
Vertical	5875.000	16.807	46.505	63.313	-41.887	105.200	Pass
Vertical	5875.652	16.809	48.385	65.194	-39.524	104.718	Pass
Vertical	5925.000	16.920	42.626	59.546	-8.654	68.200	Pass
Vertical	5981.739	17.022	44.331	61.354	-6.846	68.200	Pass

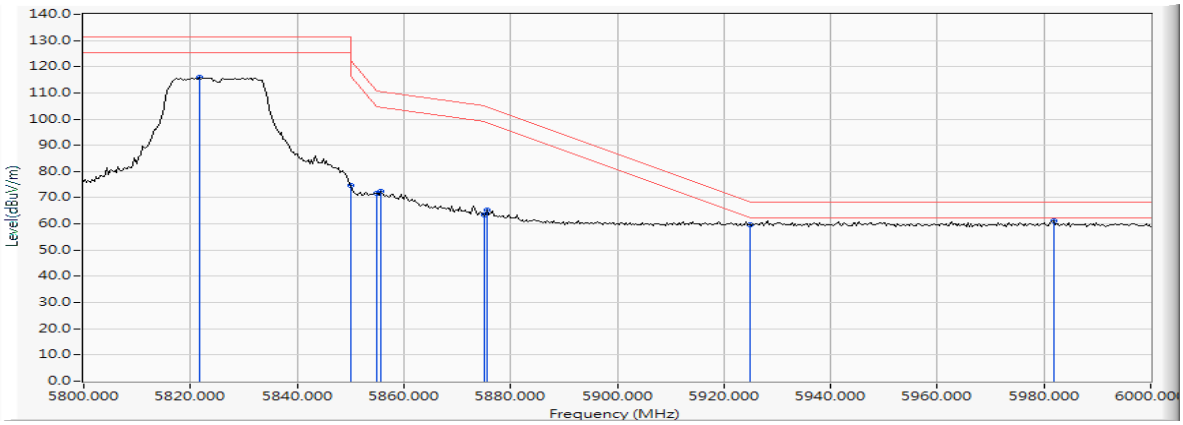

Product : Intel® Wireless-AC 9560
Test Item : Band Edge Data
Test Date : 2018/12/27
Test Mode : Mode 3 MIMO: Transmit (802.11n-40BW_30Mbps) -Channel 38 (5190MHz)

RF Radiated Measurement (Horizontal):

Channel No.	Frequency (MHz)	Correct Factor (dB)	Reading Level (dBµV)	Emission Level (dBµV/m)	Peak Limit (dBµV/m)	Average Limit (dBµV/m)	Result
38 (Peak)	5132.754	15.212	42.354	57.565	74.00	54.00	Pass
38 (Peak)	5150.000	15.307	40.753	56.060	74.00	54.00	Pass
38 (Peak)	5183.333	15.407	84.682	100.089	--	--	--
38 (Average)	5150.000	15.307	21.079	36.386	74.00	54.00	Pass
38 (Average)	5193.623	15.448	71.274	86.722	--	--	--

Figure Channel 38: Horizontal (Peak)

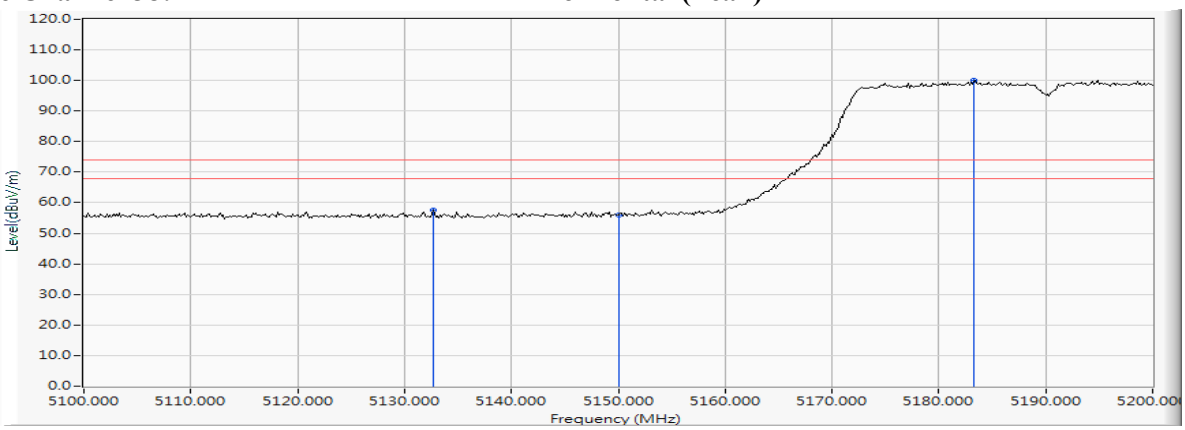

Figure Channel 38: Horizontal (Average)

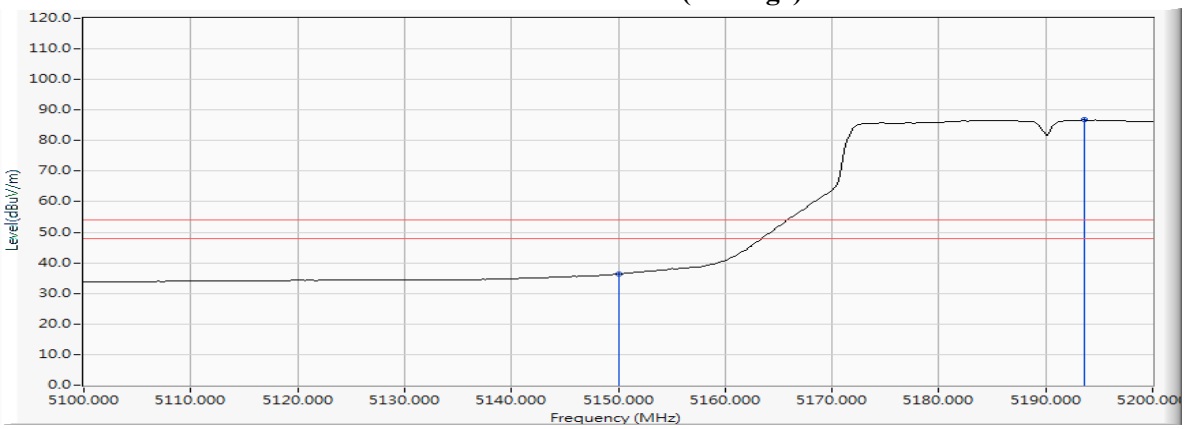

Note:

1. All readings above 1GHz are performed with peak and/or average measurements as necessary.
2. Measurement Level = Reading Level + Correct Factor.
3. The average measurement was not performed when the peak measured data under the limit of average detection.

Product : Intel® Wireless-AC 9560
Test Item : Band Edge Data
Test Date : 2018/12/27
Test Mode : Mode 3 MIMO: Transmit (802.11n-40BW_30Mbps) -Channel 38 (5190MHz)

RF Radiated Measurement (Vertical):

Channel No.	Frequency (MHz)	Correct Factor (dB)	Reading Level (dBμV)	Emission Level (dBμV/m)	Peak Limit (dBμV/m)	Average Limit (dBμV/m)	Result
38 (Peak)	5149.565	15.304	45.558	60.863	74.00	54.00	Pass
38 (Peak)	5150.000	15.307	44.262	59.569	74.00	54.00	Pass
38 (Peak)	5180.145	15.392	92.682	108.074	--	--	--
38 (Average)	5150.000	15.307	29.383	44.690	74.00	54.00	Pass
38 (Average)	5182.898	15.405	79.062	94.467	--	--	--

Figure Channel 38: Vertical (Peak)

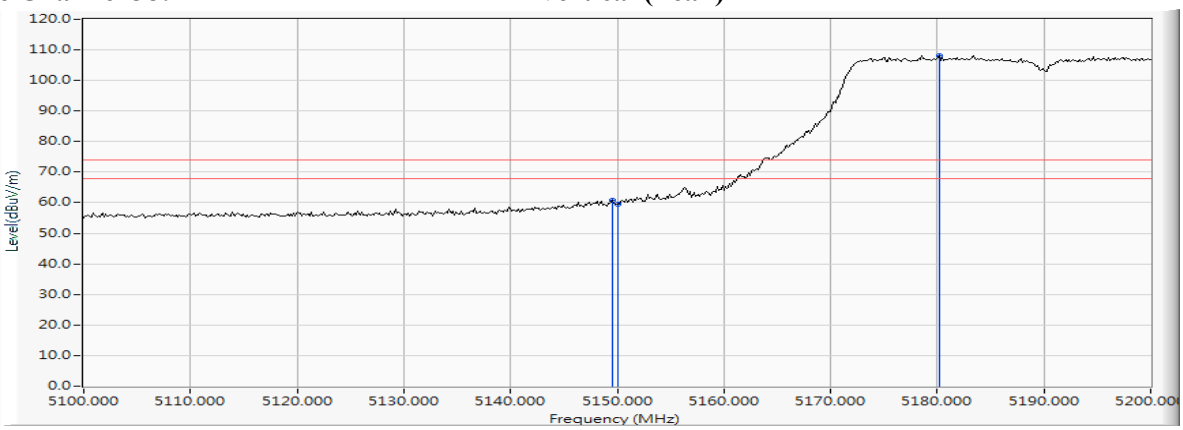

Figure Channel 38: Vertical (Average)

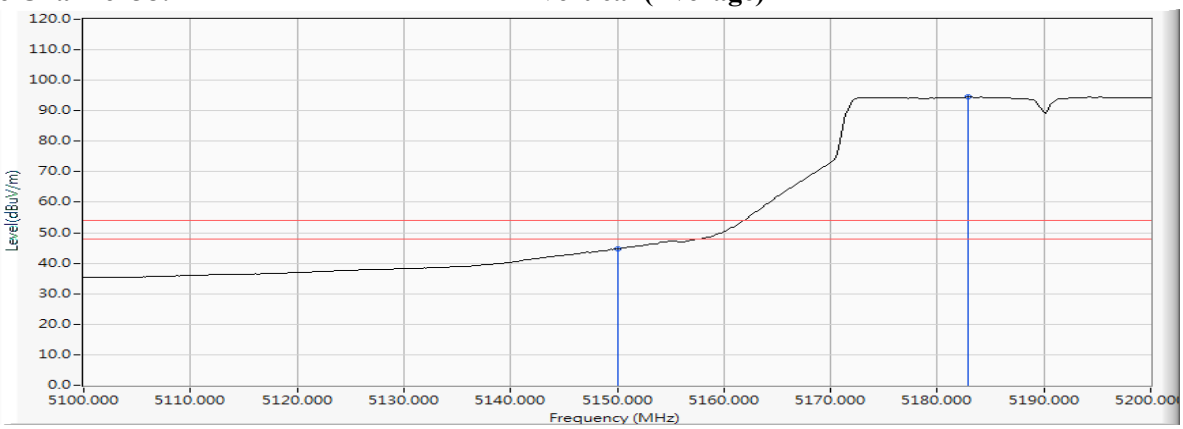

Note:

1. All readings above 1GHz are performed with peak and/or average measurements as necessary.
2. Measurement Level = Reading Level + Correct Factor.
3. The average measurement was not performed when the peak measured data under the limit of average detection.

Product : Intel® Wireless-AC 9560
Test Item : Band Edge Data
Test Date : 2018/12/27
Test Mode : Mode 3 MIMO: Transmit (802.11n-40BW_30Mbps) -Channel 62 (5310MHz)

RF Radiated Measurement (Horizontal):

Channel No.	Frequency (MHz)	Correct Factor (dB)	Reading Level (dBμV)	Emission Level (dBμV/m)	Peak Limit (dBμV/m)	Average Limit (dBμV/m)	Result
62 (Peak)	5303.043	15.804	82.720	98.524	--	--	--
62 (Peak)	5350.000	15.912	40.747	56.659	74.00	54.00	Pass
62 (Peak)	5370.580	15.975	42.078	58.053	74.00	54.00	Pass
62 (Average)	5322.319	15.858	69.610	85.467	--	--	--
62 (Average)	5350.000	15.912	21.138	37.050	74.00	54.00	Pass

Figure Channel 62: Horizontal (Peak)

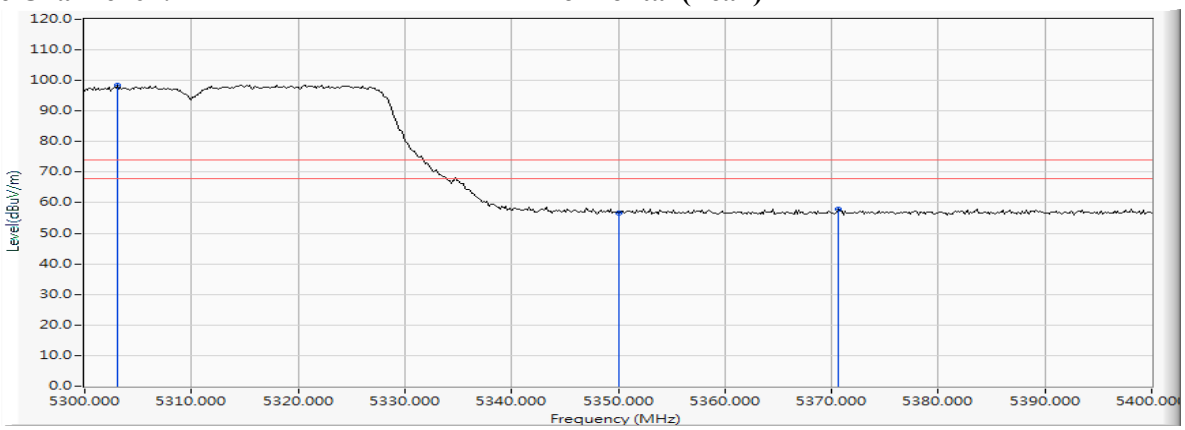

Figure Channel 62: Horizontal (Average)

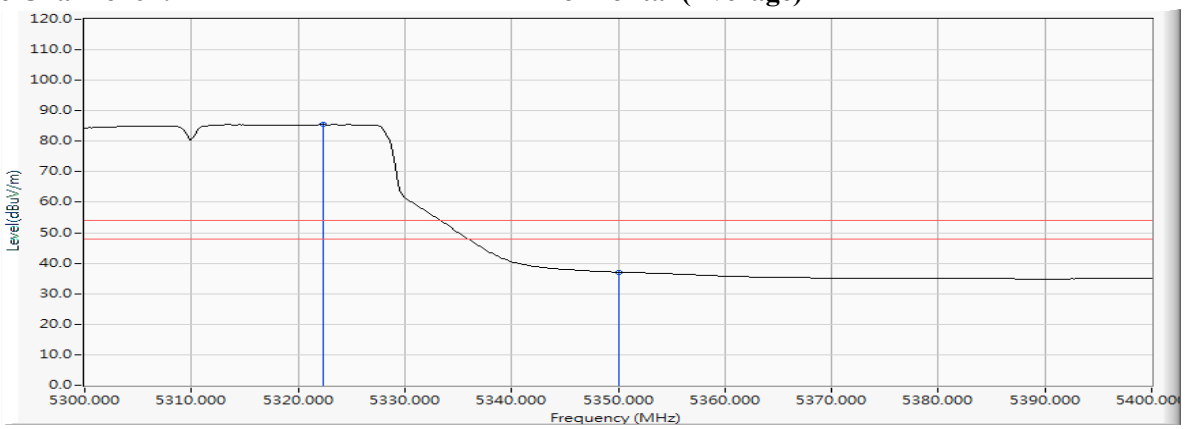

Note:

1. All readings above 1GHz are performed with peak and/or average measurements as necessary.
2. Measurement Level = Reading Level + Correct Factor.
3. The average measurement was not performed when the peak measured data under the limit of average detection.

Product : Intel® Wireless-AC 9560
Test Item : Band Edge Data
Test Date : 2018/12/27
Test Mode : Mode 3 MIMO: Transmit (802.11n-40BW_30Mbps) -Channel 62 (5310MHz)

RF Radiated Measurement (Vertical):

Channel No.	Frequency (MHz)	Correct Factor (dB)	Reading Level (dBμV)	Emission Level (dBμV/m)	Peak Limit (dBμV/m)	Average Limit (dBμV/m)	Result
62 (Peak)	5320.580	15.852	96.252	112.104	--	--	--
62 (Peak)	5350.000	15.912	47.572	63.484	74.00	54.00	Pass
62 (Peak)	5353.188	15.922	49.102	65.024	74.00	54.00	Pass
62 (Average)	5324.638	15.865	82.552	98.417	--	--	--
62 (Average)	5350.000	15.912	32.794	48.706	74.00	54.00	Pass

Figure Channel 62: Vertical (Peak)

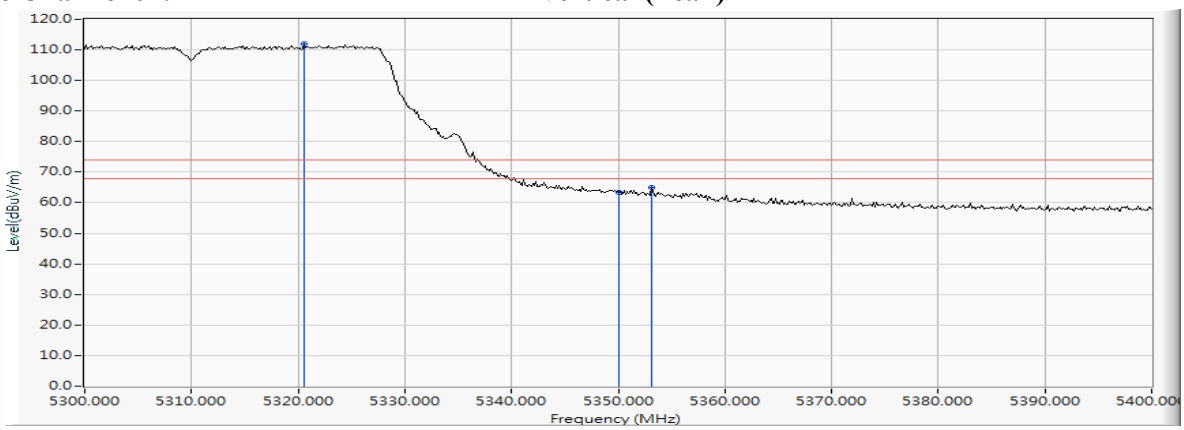

Figure Channel 62: Vertical (Average)

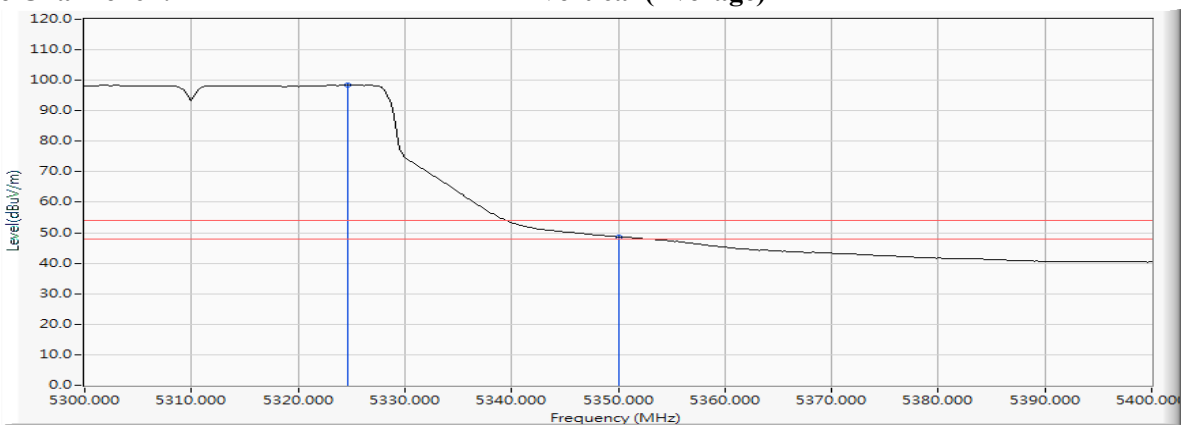

Note:

1. All readings above 1GHz are performed with peak and/or average measurements as necessary.
2. Measurement Level = Reading Level + Correct Factor.
3. The average measurement was not performed when the peak measured data under the limit of average detection.

Product : Intel® Wireless-AC 9560
Test Item : Band Edge Data
Test Date : 2018/12/27
Test Mode : Mode 3 MIMO: Transmit (802.11n-40BW_30Mbps) -Channel 102 (5510MHz)

RF Radiated Measurement (Horizontal):

Channel No.	Frequency (MHz)	Correct Factor (dB)	Reading Level (dBμV)	Emission Level (dBμV/m)	Peak Limit (dBμV/m)	Average Limit (dBμV/m)	Result
102 (Peak)	5440.290	16.126	42.462	58.588	74.00	54.00	Pass
102 (Peak)	5460.000	16.185	41.637	57.822	74.00	54.00	Pass
102 (Peak)	5505.797	16.273	81.382	97.655	--	--	--
102 (Average)	5460.000	16.185	19.655	35.840	74.00	54.00	Pass
102 (Average)	5506.812	16.273	68.133	84.406	--	--	--

Figure Channel 102: Horizontal (Peak)

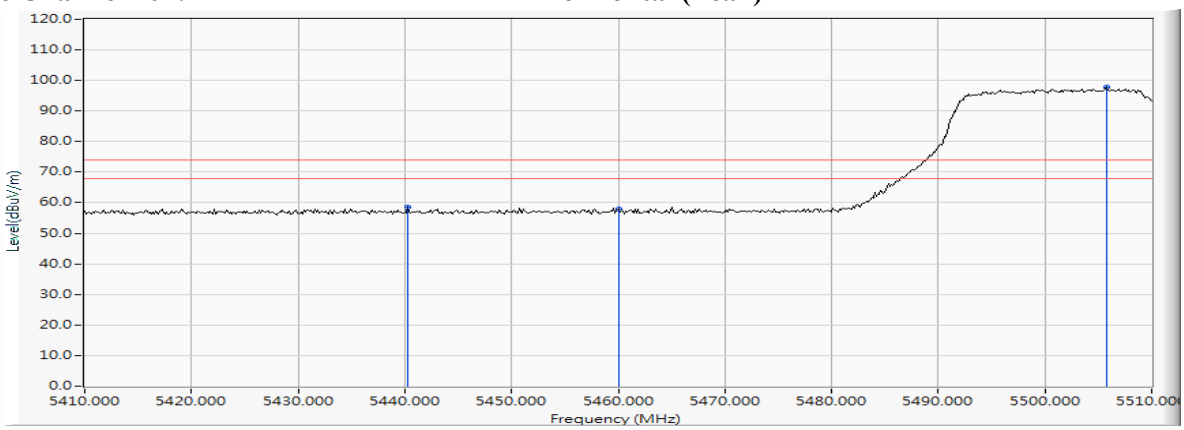

Figure Channel 102: Horizontal (Average)

Note:

1. All readings above 1GHz are performed with peak and/or average measurements as necessary.
2. Measurement Level = Reading Level + Correct Factor.
3. The average measurement was not performed when the peak measured data under the limit of average detection.

Product : Intel® Wireless-AC 9560
Test Item : Band Edge Data
Test Date : 2018/12/27
Test Mode : Mode 3 MIMO: Transmit (802.11n-40BW_30Mbps) -Channel 102 (5510MHz)

RF Radiated Measurement (Vertical):

Channel No.	Frequency (MHz)	Correct Factor (dB)	Reading Level (dBμV)	Emission Level (dBμV/m)	Peak Limit (dBμV/m)	Average Limit (dBμV/m)	Result
102 (Peak)	5457.536	16.181	45.724	61.905	74.00	54.00	Pass
102 (Peak)	5460.000	16.185	42.969	59.154	74.00	54.00	Pass
102 (Peak)	5499.420	16.269	94.873	111.142	--	--	--
102 (Average)	5460.000	16.185	27.315	43.500	74.00	54.00	Pass
102 (Average)	5505.507	16.273	81.634	97.907	--	--	--

Figure Channel 102: Vertical (Peak)

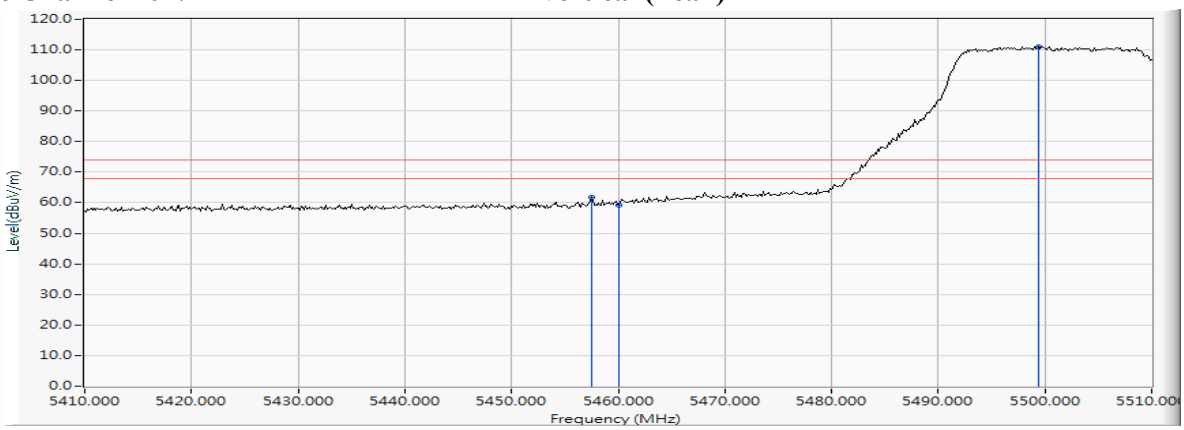

Figure Channel 102: Vertical (Average)

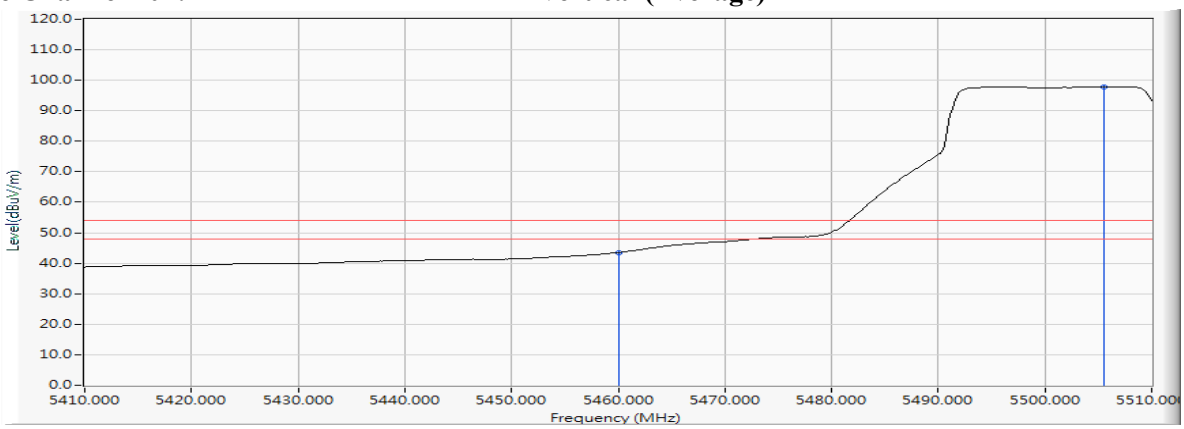

Note:

1. All readings above 1GHz are performed with peak and/or average measurements as necessary.
2. Measurement Level = Reading Level + Correct Factor.
3. The average measurement was not performed when the peak measured data under the limit of average detection.

Product : Intel® Wireless-AC 9560
Test Item : Band Edge Data
Test Date : 2018/12/24
Test Mode : Mode 3 MIMO: Transmit (802.11n-40BW_30Mbps) -Channel 102 (5510MHz)

RF Radiated Measurement:

	Frequency (MHz)	Correct Factor (dB)	Reading Level (dBµV)	Measure Level (dBµV /m)	Margin (dB)	Limit (dBµV /m)	Result
Horizontal	5463.043	16.189	42.254	58.443	-9.777	68.220	Pass
Horizontal	5470.000	16.200	41.085	57.285	-10.935	68.220	Pass
Horizontal	5518.696	16.289	81.890	98.180	--	--	--

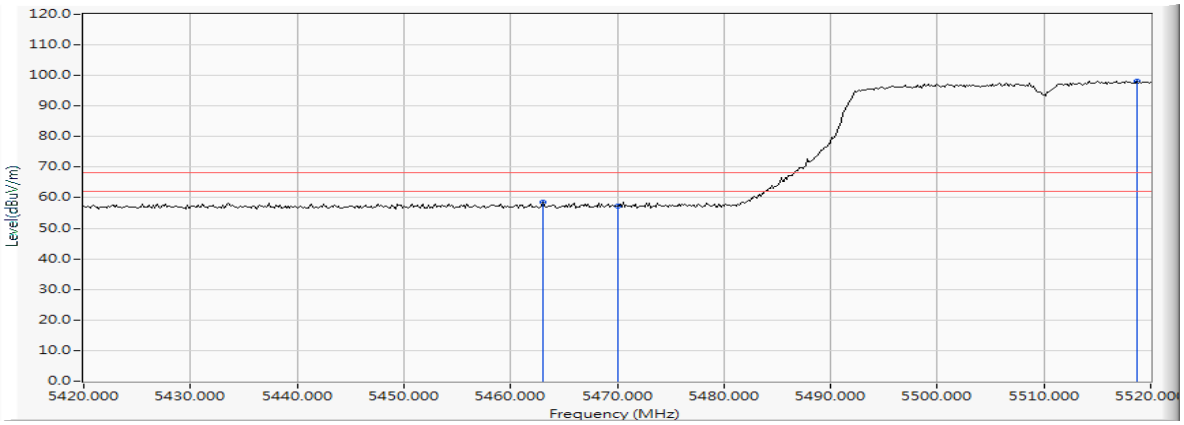

	Frequency (MHz)	Correct Factor (dB)	Reading Level (dBµV)	Measure Level (dBµV /m)	Margin (dB)	Limit (dBµV /m)	Result
Vertical	5468.406	16.197	47.934	64.131	-4.089	68.220	Pass
Vertical	5470.000	16.200	46.393	62.593	-5.627	68.220	Pass
Vertical	5514.203	16.281	95.322	111.604	--	--	--

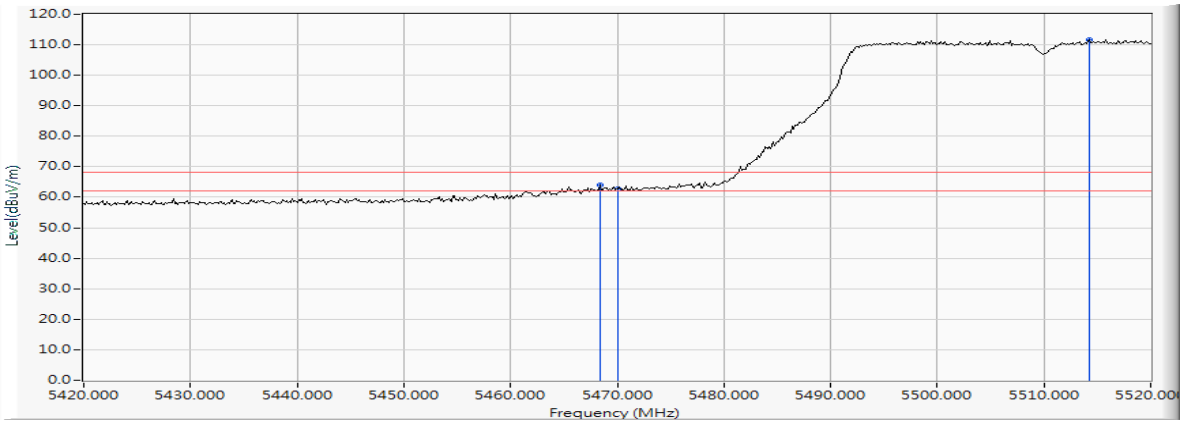

Product : Intel® Wireless-AC 9560
Test Item : Band Edge Data
Test Date : 2018/12/24
Test Mode : Mode 3 MIMO: Transmit (802.11n-40BW_30Mbps) -Channel 134 (5670MHz)

RF Radiated Measurement:

	Frequency (MHz)	Correct Factor (dB)	Reading Level (dBµV)	Measure Level (dBµV /m)	Margin (dB)	Limit (dBµV /m)	Result
Horizontal	5682.246	16.481	85.488	101.968	--	--	--
Horizontal	5725.000	16.544	42.863	59.407	-8.813	68.220	Pass
Horizontal	5752.826	16.572	43.637	60.209	-8.011	68.220	Pass

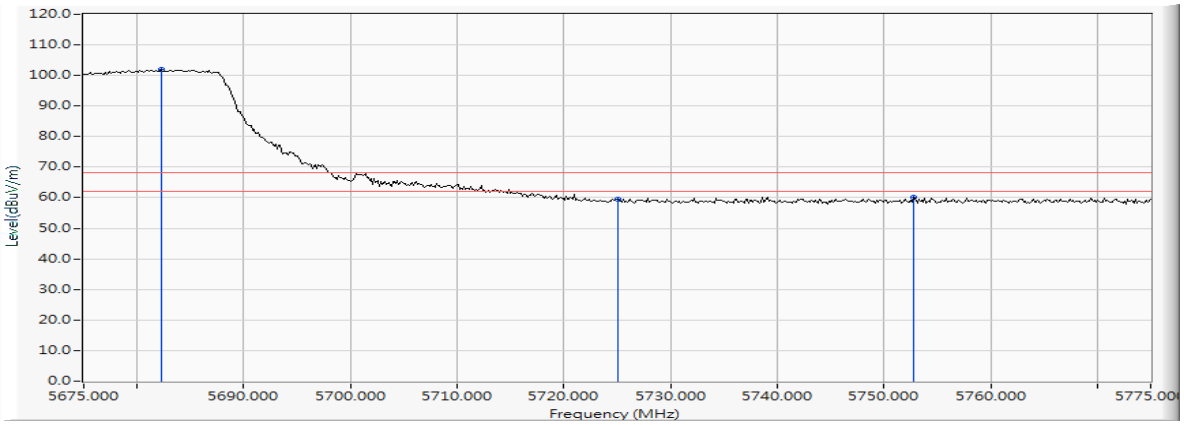

	Frequency (MHz)	Correct Factor (dB)	Reading Level (dBµV)	Measure Level (dBµV /m)	Margin (dB)	Limit (dBµV /m)	Result
Vertical	5681.957	16.480	97.113	113.593	--	--	--
Vertical	5725.000	16.544	46.665	63.209	-5.011	68.220	Pass
Vertical	5725.580	16.546	48.990	65.535	-2.685	68.220	Pass

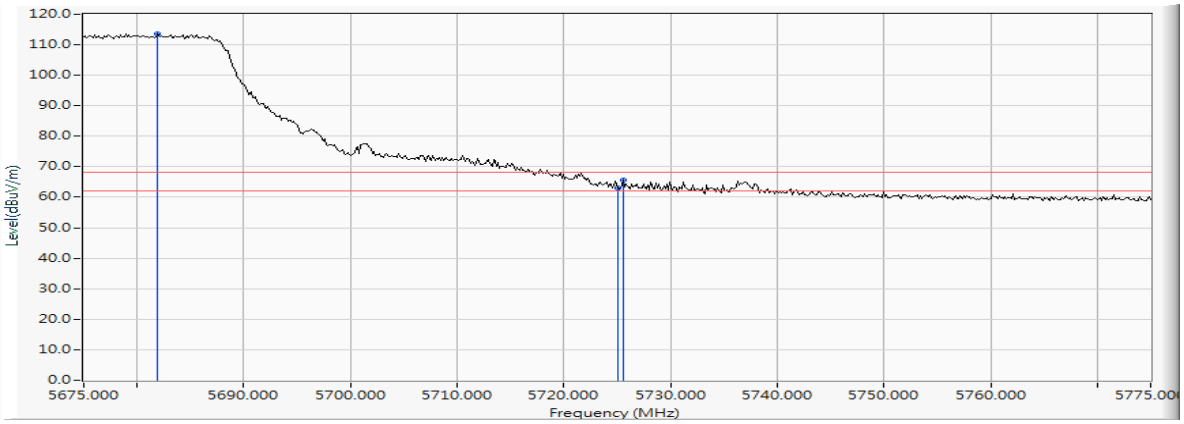

Product : Intel® Wireless-AC 9560
Test Item : Band Edge Data
Test Date : 2018/12/24
Test Mode : Mode 3 MIMO: Transmit (802.11n-40BW_30Mbps) -Channel 151 (5755MHz)

RF Radiated Measurement:

	Frequency (MHz)	Correct Factor (dB)	Reading Level (dBµV)	Measure Level (dBµV /m)	Margin (dB)	Limit (dBµV /m)	Result
Horizontal	5642.355	16.426	42.682	59.108	-9.112	68.220	Pass
Horizontal	5650.000	16.447	41.081	57.528	-10.692	68.220	Pass
Horizontal	5697.899	16.499	45.938	62.437	-41.209	103.646	Pass
Horizontal	5700.000	16.502	44.503	61.005	-44.195	105.200	Pass
Horizontal	5719.710	16.535	54.129	70.664	-40.055	110.719	Pass
Horizontal	5720.000	16.535	53.818	70.353	-40.447	110.800	Pass
Horizontal	5722.246	16.540	57.355	73.894	-42.027	115.921	Pass
Horizontal	5725.000	16.544	53.020	69.564	-52.636	122.200	Pass
Horizontal	5759.529	16.582	85.753	102.336	--	--	--

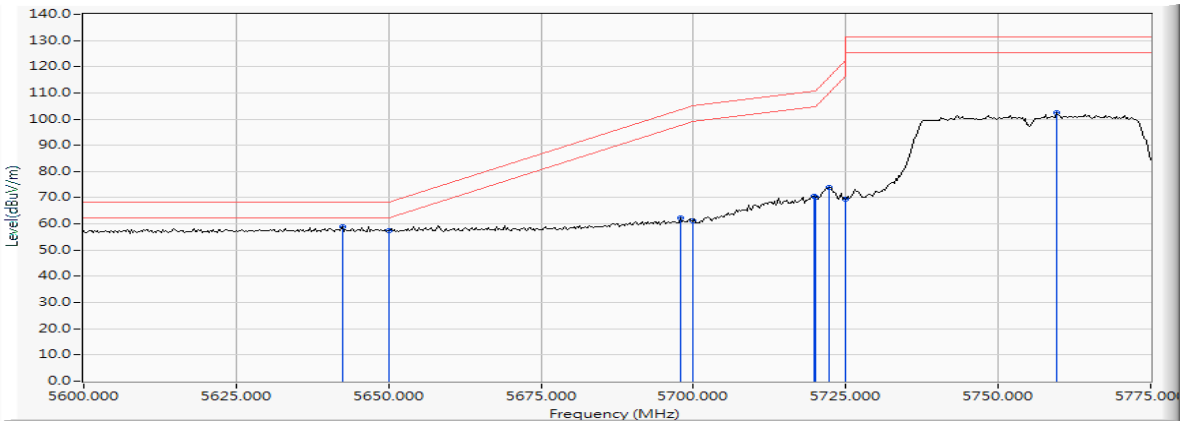

Product : Intel® Wireless-AC 9560
Test Item : Band Edge Data
Test Date : 2018/12/24
Test Mode : Mode 3 MIMO: Transmit (802.11n-40BW_30Mbps) -Channel 151 (5755MHz)

RF Radiated Measurement:

	Frequency (MHz)	Correct Factor (dB)	Reading Level (dBµV)	Measure Level (dBµV /m)	Margin (dB)	Limit (dBµV /m)	Result
Vertical	5624.348	16.407	43.424	59.831	-8.389	68.220	Pass
Vertical	5650.000	16.447	42.120	58.567	-9.653	68.220	Pass
Vertical	5698.913	16.500	54.230	70.730	-33.666	104.396	Pass
Vertical	5700.000	16.502	52.869	69.371	-35.829	105.200	Pass
Vertical	5719.457	16.534	64.499	81.033	-29.615	110.648	Pass
Vertical	5720.000	16.535	64.591	81.126	-29.674	110.800	Pass
Vertical	5721.993	16.539	68.946	85.485	-29.859	115.344	Pass
Vertical	5725.000	16.544	64.158	80.702	-41.498	122.200	Pass
Vertical	5770.688	16.597	96.322	112.919	--	--	--

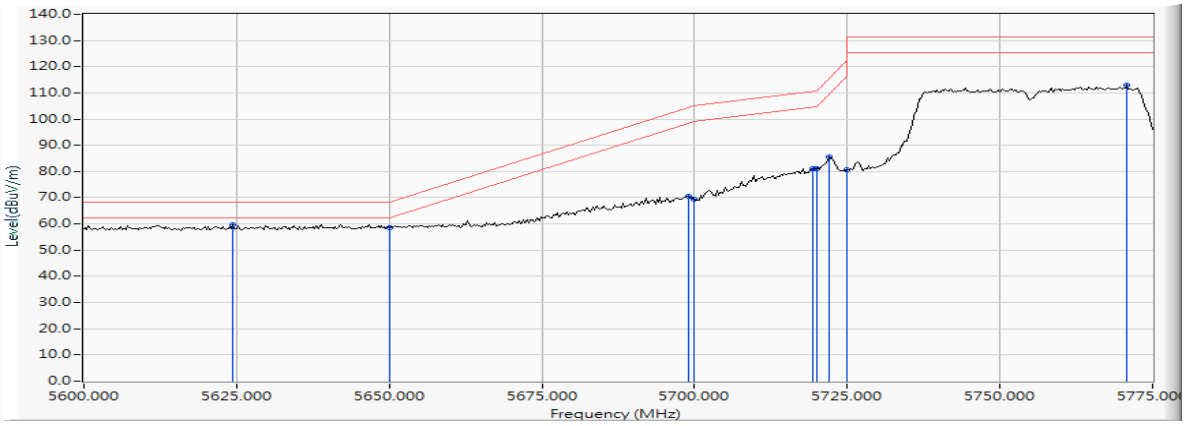

Product : Intel® Wireless-AC 9560
Test Item : Band Edge Data
Test Date : 2018/12/24
Test Mode : Mode 3 MIMO: Transmit (802.11n-40BW_30Mbps) -Channel 159 (5795MHz)

RF Radiated Measurement:

	Frequency (MHz)	Correct Factor (dB)	Reading Level (dBµV)	Measure Level (dBµV /m)	Margin (dB)	Limit (dBµV /m)	Result
Horizontal	5806.957	16.677	84.563	101.240	--	--	--
Horizontal	5850.000	16.748	46.064	62.812	-59.388	122.200	Pass
Horizontal	5850.652	16.749	47.358	64.107	-56.606	120.713	Pass
Horizontal	5855.000	16.758	46.134	62.892	-47.908	110.800	Pass
Horizontal	5857.826	16.765	46.829	63.594	-46.415	110.009	Pass
Horizontal	5875.000	16.807	43.372	60.180	-45.020	105.200	Pass
Horizontal	5882.283	16.828	44.307	61.135	-38.676	99.811	Pass
Horizontal	5925.000	16.920	43.413	60.333	-7.867	68.200	Pass
Horizontal	5981.739	17.022	43.574	60.597	-7.603	68.200	Pass

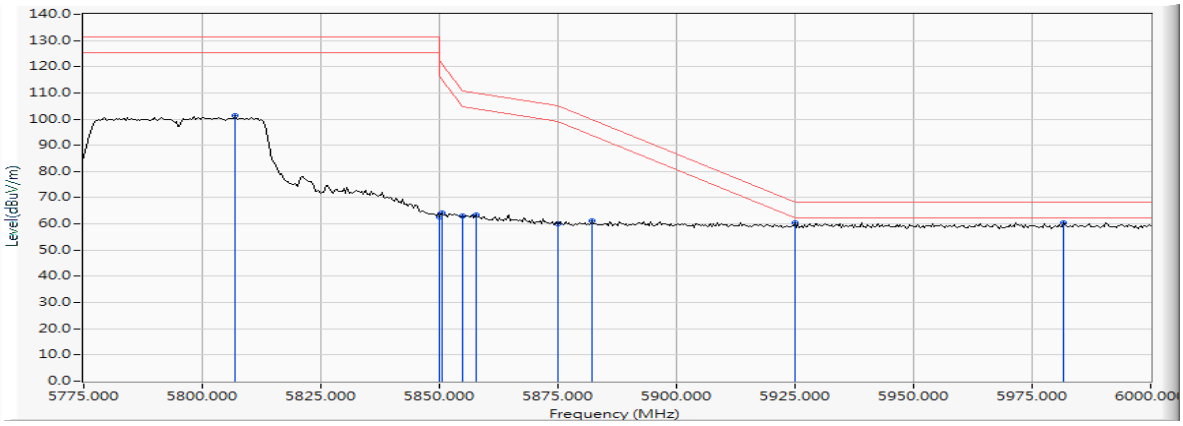

Product : Intel® Wireless-AC 9560
Test Item : Band Edge Data
Test Date : 2018/12/24
Test Mode : Mode 3 MIMO: Transmit (802.11n-40BW_30Mbps) -Channel 159 (5795MHz)

RF Radiated Measurement:

	Frequency (MHz)	Correct Factor (dB)	Reading Level (dBµV)	Measure Level (dBµV /m)	Margin (dB)	Limit (dBµV /m)	Result
Vertical	5800.109	16.660	96.960	113.620	--	--	--
Vertical	5850.000	16.748	57.085	73.833	-48.367	122.200	Pass
Vertical	5851.630	16.750	57.950	74.701	-43.783	118.484	Pass
Vertical	5855.000	16.758	56.466	73.224	-37.576	110.800	Pass
Vertical	5875.000	16.807	51.824	68.632	-36.568	105.200	Pass
Vertical	5925.000	16.920	43.515	60.435	-7.765	68.200	Pass
Vertical	5955.326	16.964	44.363	61.327	-6.873	68.200	Pass

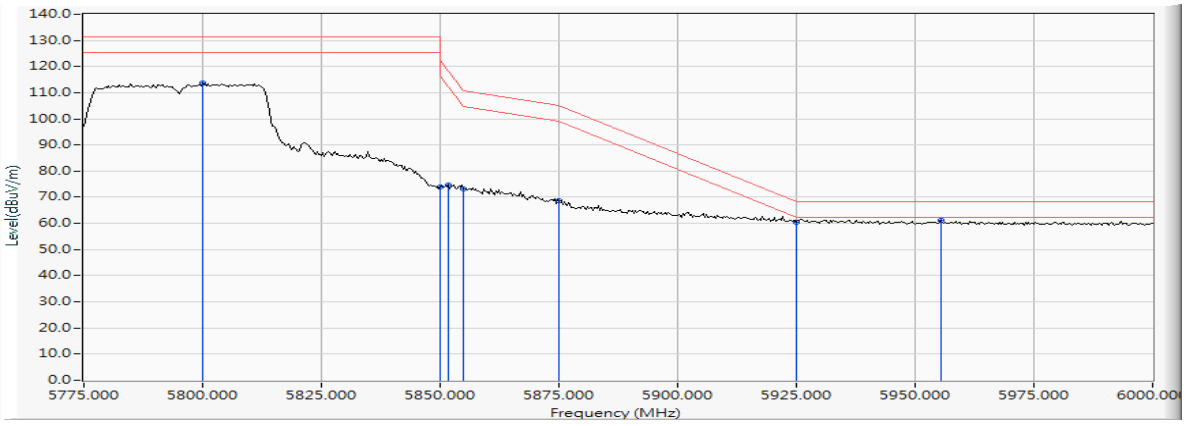

Product : Intel® Wireless-AC 9560
Test Item : Band Edge Data
Test Date : 2018/12/27
Test Mode : Mode 3 MIMO: Transmit (802.11ac-80BW_65Mbps) -Channel 42 (5210MHz)

RF Radiated Measurement (Horizontal):

Channel No.	Frequency (MHz)	Correct Factor (dB)	Reading Level (dBµV)	Emission Level (dBµV/m)	Peak Limit (dBµV/m)	Average Limit (dBµV/m)	Result
42 (Peak)	5103.333	15.097	42.023	57.120	74.00	54.00	Pass
42 (Peak)	5150.000	15.307	41.201	56.508	74.00	54.00	Pass
42 (Peak)	5192.464	15.444	80.676	96.120	--	--	--
42 (Average)	5150.000	15.307	20.261	35.568	74.00	54.00	Pass
42 (Average)	5186.667	15.421	67.512	82.934	--	--	--

Figure Channel 42: Horizontal (Peak)

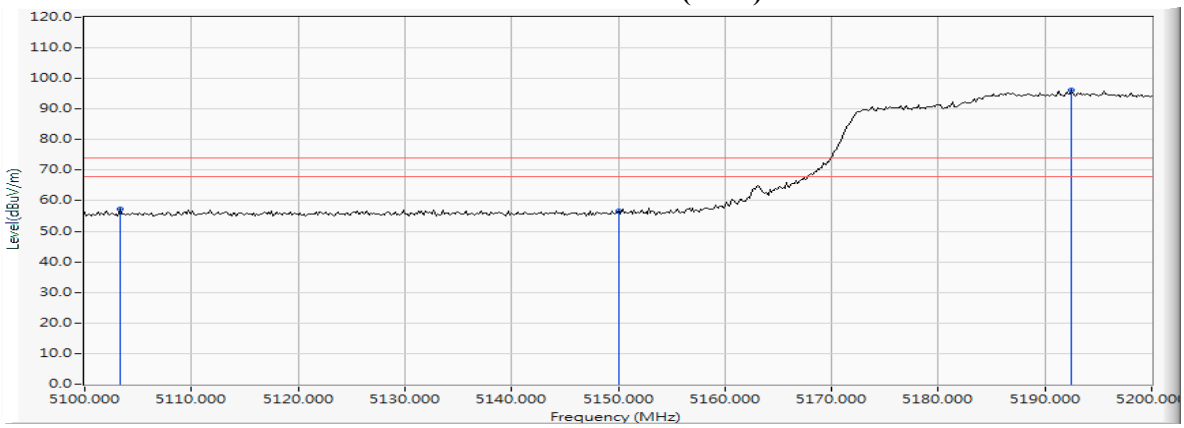

Figure Channel 42: Horizontal (Average)

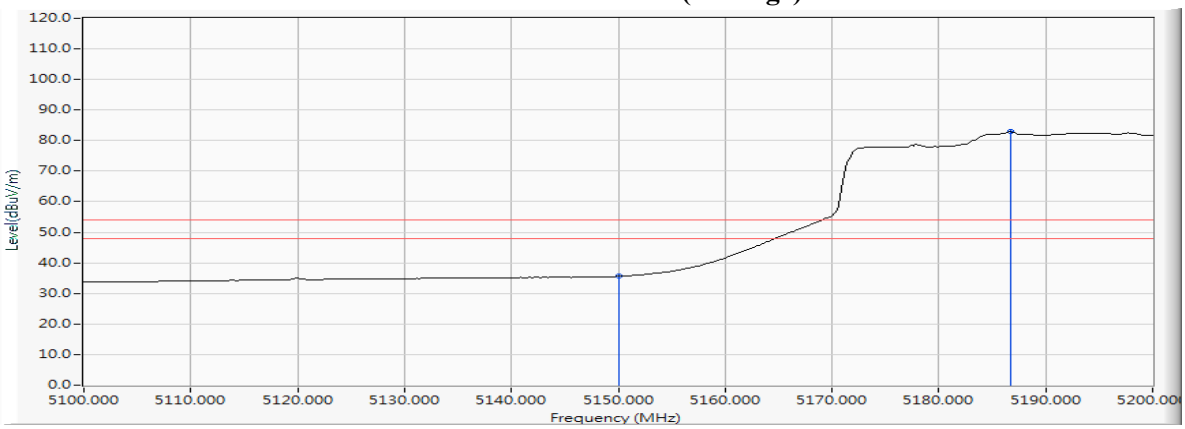

Note:

1. All readings above 1GHz are performed with peak and/or average measurements as necessary.
2. Measurement Level = Reading Level + Correct Factor.
3. The average measurement was not performed when the peak measured data under the limit of average detection.

Product : Intel® Wireless-AC 9560
Test Item : Band Edge Data
Test Date : 2018/12/27
Test Mode : Mode 3 MIMO: Transmit (802.11ac-80BW_65Mbps) -Channel 42 (5210MHz)

RF Radiated Measurement (Vertical):

Channel No.	Frequency (MHz)	Correct Factor (dB)	Reading Level (dBµV)	Emission Level (dBµV/m)	Peak Limit (dBµV/m)	Average Limit (dBµV/m)	Result
42 (Peak)	5149.130	15.302	45.341	60.643	74.00	54.00	Pass
42 (Peak)	5150.000	15.307	43.785	59.092	74.00	54.00	Pass
42 (Peak)	5195.072	15.454	87.178	102.632	--	--	--
42 (Average)	5150.000	15.307	27.604	42.911	74.00	54.00	Pass
42 (Average)	5186.522	15.421	74.369	89.790	--	--	--

Figure Channel 42: Vertical (Peak)

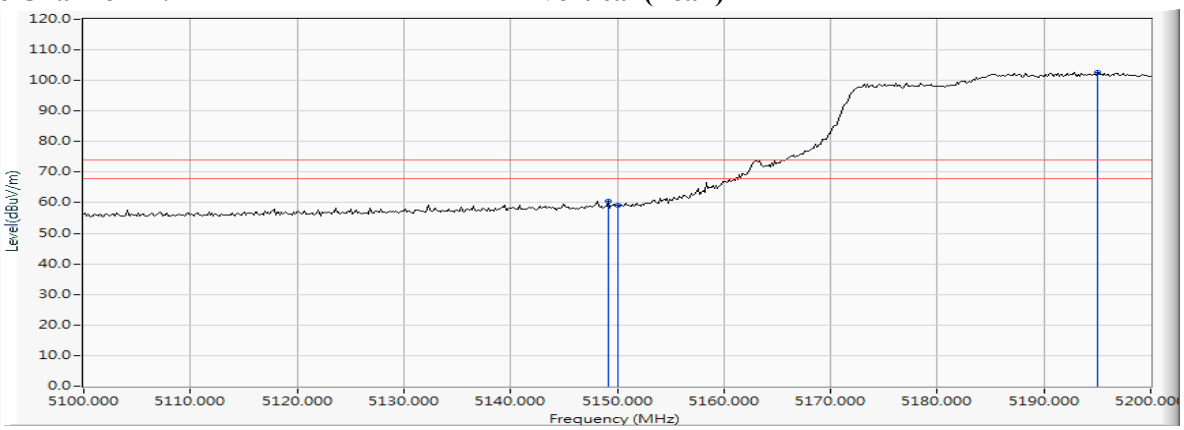

Figure Channel 42: Vertical (Average)

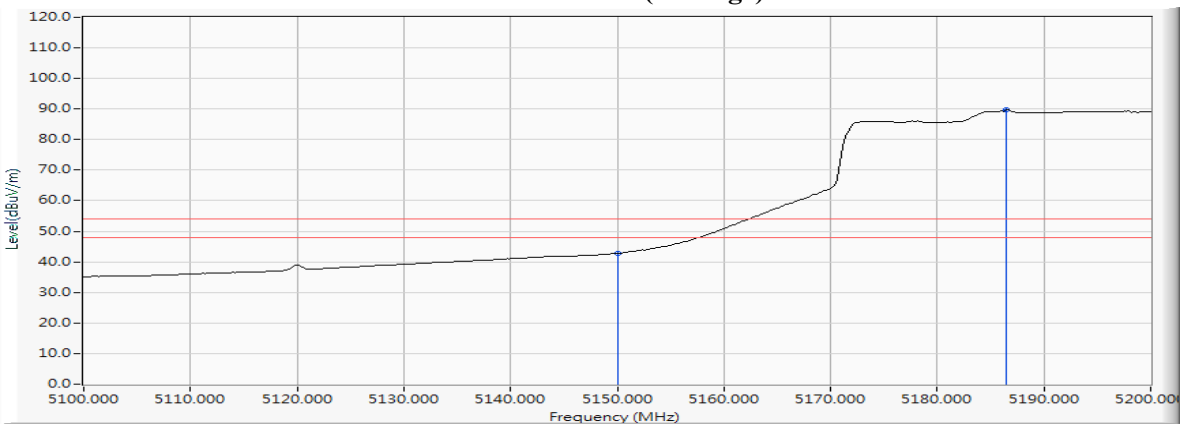

Note:

1. All readings above 1GHz are performed with peak and/or average measurements as necessary.
2. Measurement Level = Reading Level + Correct Factor.
3. The average measurement was not performed when the peak measured data under the limit of average detection.

Product : Intel® Wireless-AC 9560
Test Item : Band Edge Data
Test Date : 2018/12/27
Test Mode : Mode 3 MIMO: Transmit (802.11ac-80BW_65Mbps) -Channel 58 (5290MHz)

RF Radiated Measurement (Horizontal):

Channel No.	Frequency (MHz)	Correct Factor (dB)	Reading Level (dBμV)	Emission Level (dBμV/m)	Peak Limit (dBμV/m)	Average Limit (dBμV/m)	Result
58 (Peak)	5311.159	15.823	74.394	90.217	--	--	--
58 (Peak)	5350.000	15.912	40.752	56.664	74.00	54.00	Pass
58 (Peak)	5356.087	15.931	42.240	58.171	74.00	54.00	Pass
58 (Average)	5300.145	15.796	62.248	78.044	--	--	--
58 (Average)	5350.000	15.912	20.377	36.289	74.00	54.00	Pass

Figure Channel 58: Horizontal (Peak)

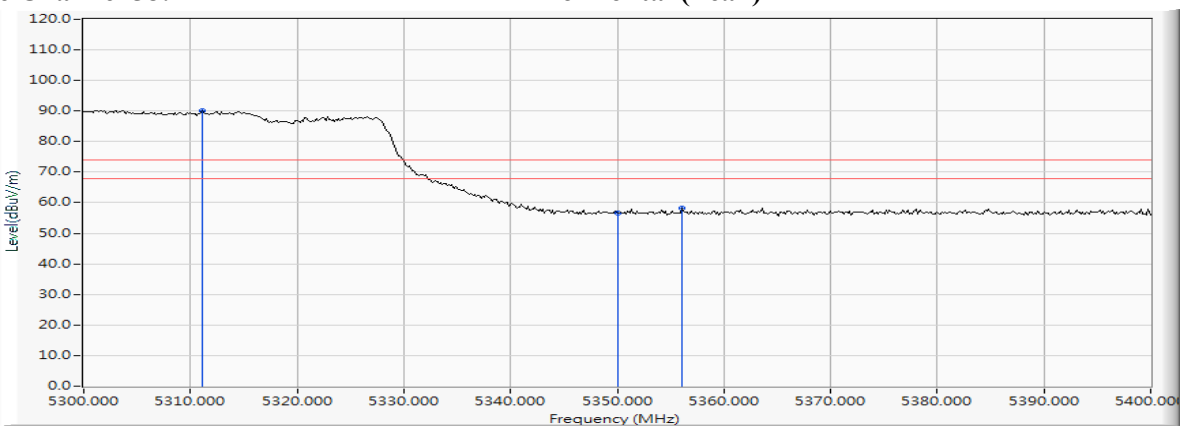

Figure Channel 58: Horizontal (Average)

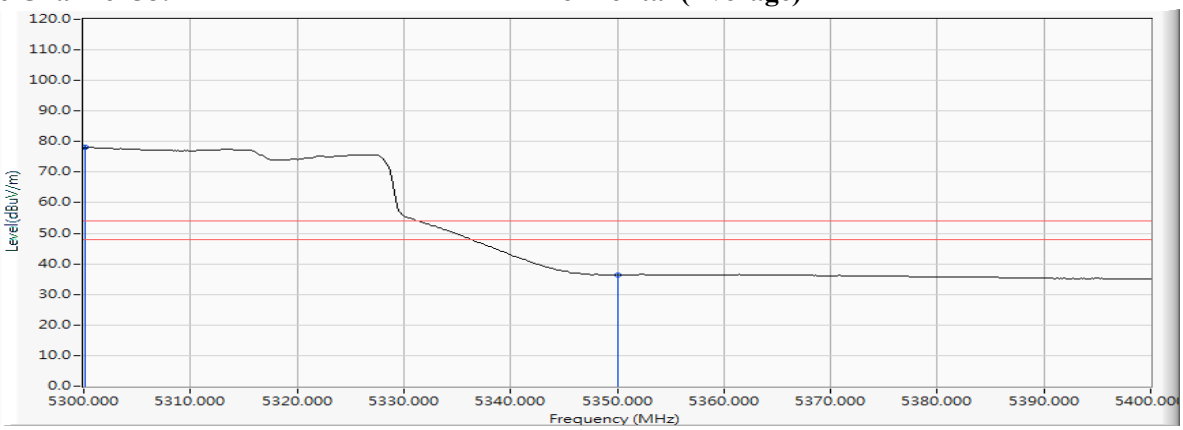

Note:

1. All readings above 1GHz are performed with peak and/or average measurements as necessary.
2. Measurement Level = Reading Level + Correct Factor.
3. The average measurement was not performed when the peak measured data under the limit of average detection

.

Product : Intel® Wireless-AC 9560
Test Item : Band Edge Data
Test Date : 2018/12/27
Test Mode : Mode 3 MIMO: Transmit (802.11ac-80BW_65Mbps) -Channel 58 (5290MHz)

RF Radiated Measurement (Vertical):

Channel No.	Frequency (MHz)	Correct Factor (dB)	Reading Level (dBµV)	Emission Level (dBµV/m)	Peak Limit (dBµV/m)	Average Limit (dBµV/m)	Result
58 (Peak)	5304.348	15.807	92.021	107.828	--	--	--
58 (Peak)	5350.000	15.912	45.167	61.079	74.00	54.00	Pass
58 (Peak)	5357.971	15.937	46.635	62.572	74.00	54.00	Pass
58 (Average)	5302.174	15.801	79.687	95.488	--	--	--
58 (Average)	5350.000	15.912	30.032	45.944	74.00	54.00	Pass

Figure Channel 58: Vertical (Peak)

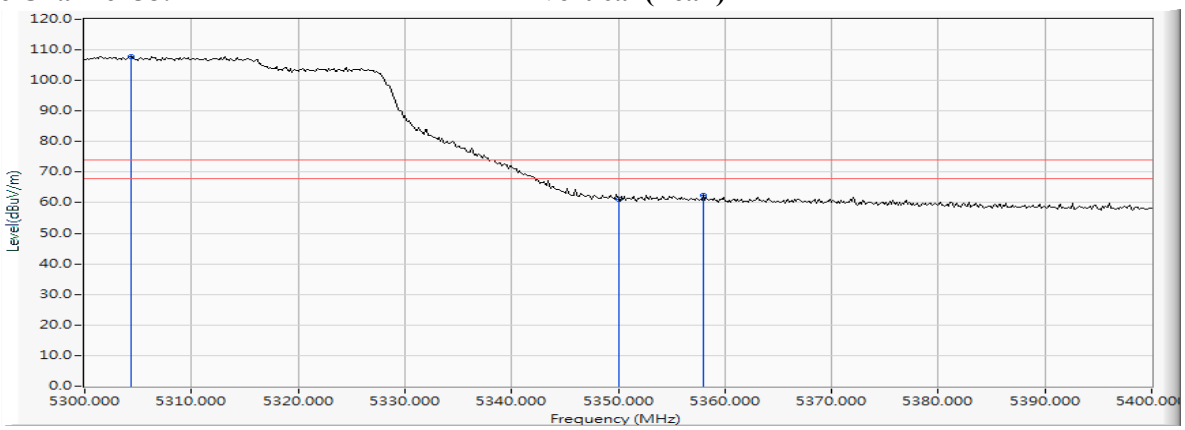

Figure Channel 58: Vertical (Average)

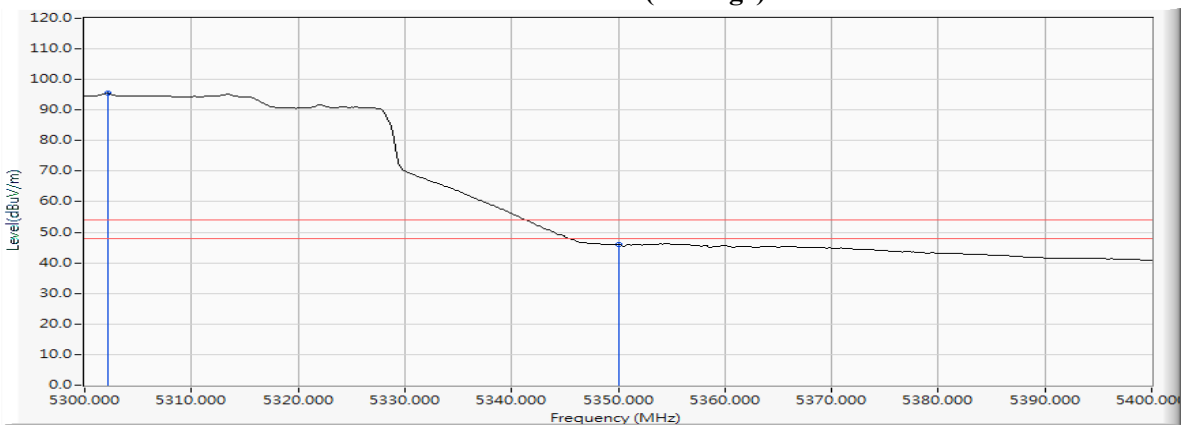

Note:

1. All readings above 1GHz are performed with peak and/or average measurements as necessary.
2. Measurement Level = Reading Level + Correct Factor.
3. The average measurement was not performed when the peak measured data under the limit of average detection.

Product : Intel® Wireless-AC 9560
Test Item : Band Edge Data
Test Date : 2018/12/27
Test Mode : Mode 3 MIMO: Transmit (802.11ac-80BW_65Mbps) -Channel 106 (5530MHz)

RF Radiated Measurement (Horizontal):

Channel No.	Frequency (MHz)	Correct Factor (dB)	Reading Level (dBμV)	Emission Level (dBμV/m)	Peak Limit (dBμV/m)	Average Limit (dBμV/m)	Result
106 (Peak)	5454.493	16.172	43.174	59.346	74.00	54.00	Pass
106 (Peak)	5460.000	16.185	41.514	57.699	74.00	54.00	Pass
106 (Peak)	5506.087	16.273	77.793	94.066	--	--	--
106 (Average)	5460.000	16.185	22.222	38.407	74.00	54.00	Pass
106 (Average)	5506.667	16.273	65.285	81.558	--	--	--

Figure Channel 106: Horizontal (Peak)

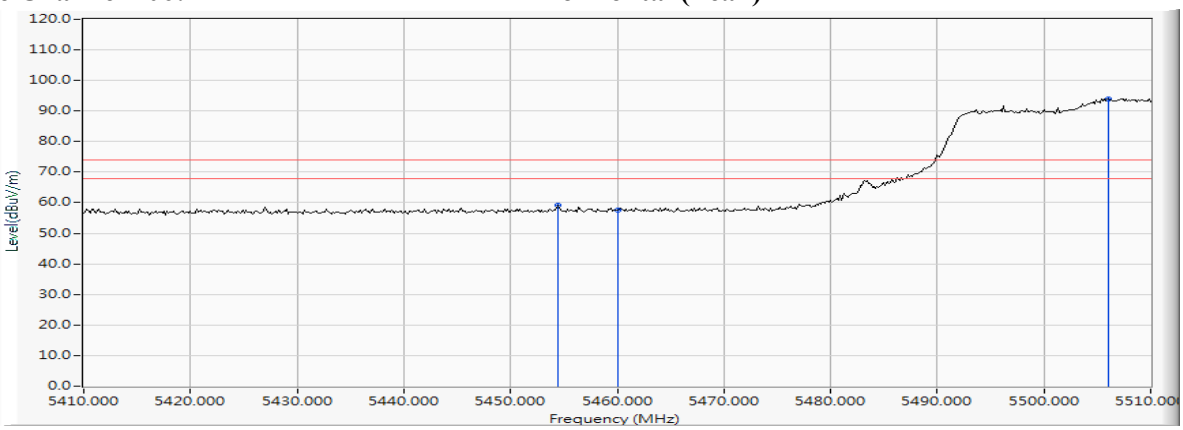

Figure Channel 106: Horizontal (Average)

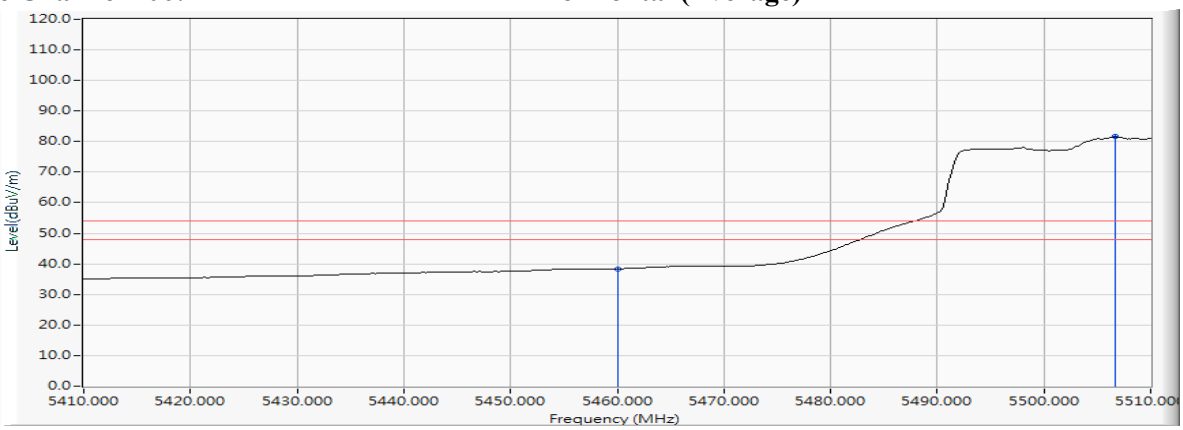

Note:

1. All readings above 1GHz are performed with peak and/or average measurements as necessary.
2. Measurement Level = Reading Level + Correct Factor.
3. The average measurement was not performed when the peak measured data under the limit of average detection.

Product : Intel® Wireless-AC 9560
Test Item : Band Edge Data
Test Date : 2018/12/27
Test Mode : Mode 3 MIMO: Transmit (802.11ac-80BW_65Mbps) -Channel 106 (5530MHz)

RF Radiated Measurement (Vertical):

Channel No.	Frequency (MHz)	Correct Factor (dB)	Reading Level (dBμV)	Emission Level (dBμV/m)	Peak Limit (dBμV/m)	Average Limit (dBμV/m)	Result
106 (Peak)	5459.710	16.184	47.139	63.323	74.00	54.00	Pass
106 (Peak)	5460.000	16.185	45.524	61.709	74.00	54.00	Pass
106 (Peak)	5508.696	16.274	91.059	107.333	--	--	--
106 (Average)	5460.000	16.185	30.976	47.161	74.00	54.00	Pass
106 (Average)	5506.667	16.273	78.261	94.534	--	--	--

Figure Channel 106: Vertical (Peak)

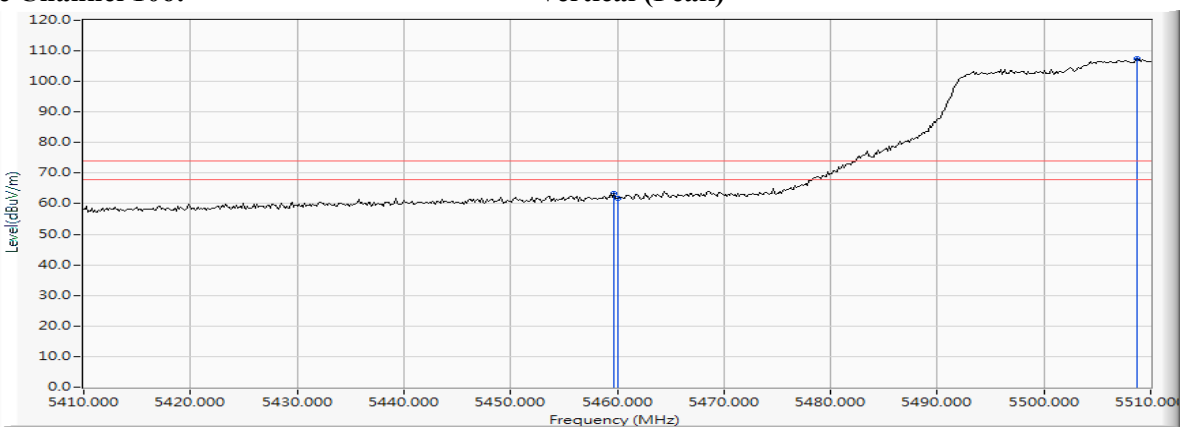

Figure Channel 106: Vertical (Average)

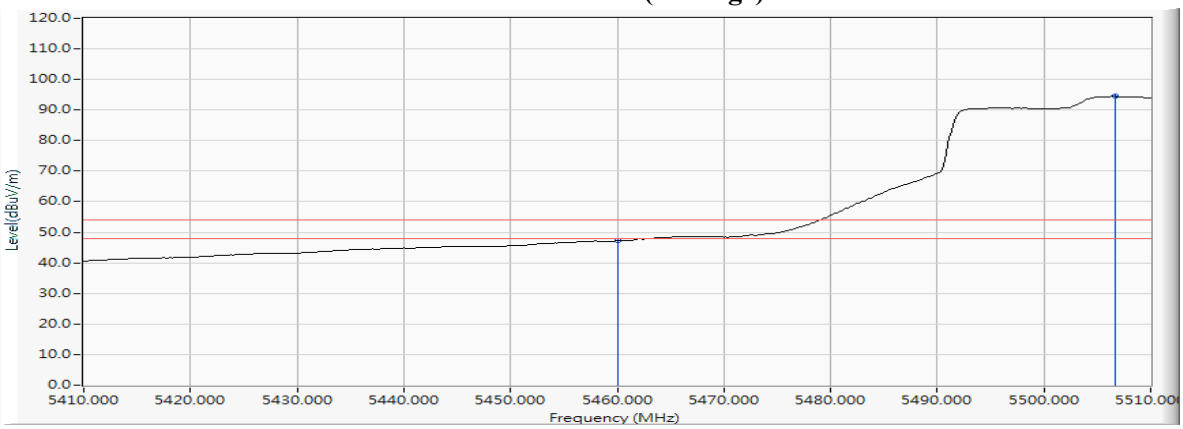

Note:

1. All readings above 1GHz are performed with peak and/or average measurements as necessary.
2. Measurement Level = Reading Level + Correct Factor.
3. The average measurement was not performed when the peak measured data under the limit of average detection.