Tracer 5i computer assembly, rear view showing
DM3730 SOM-LV tuning components, coax cables and antennas





top circuit layer of radios on SOM, showing integrated antenna (disconnected)

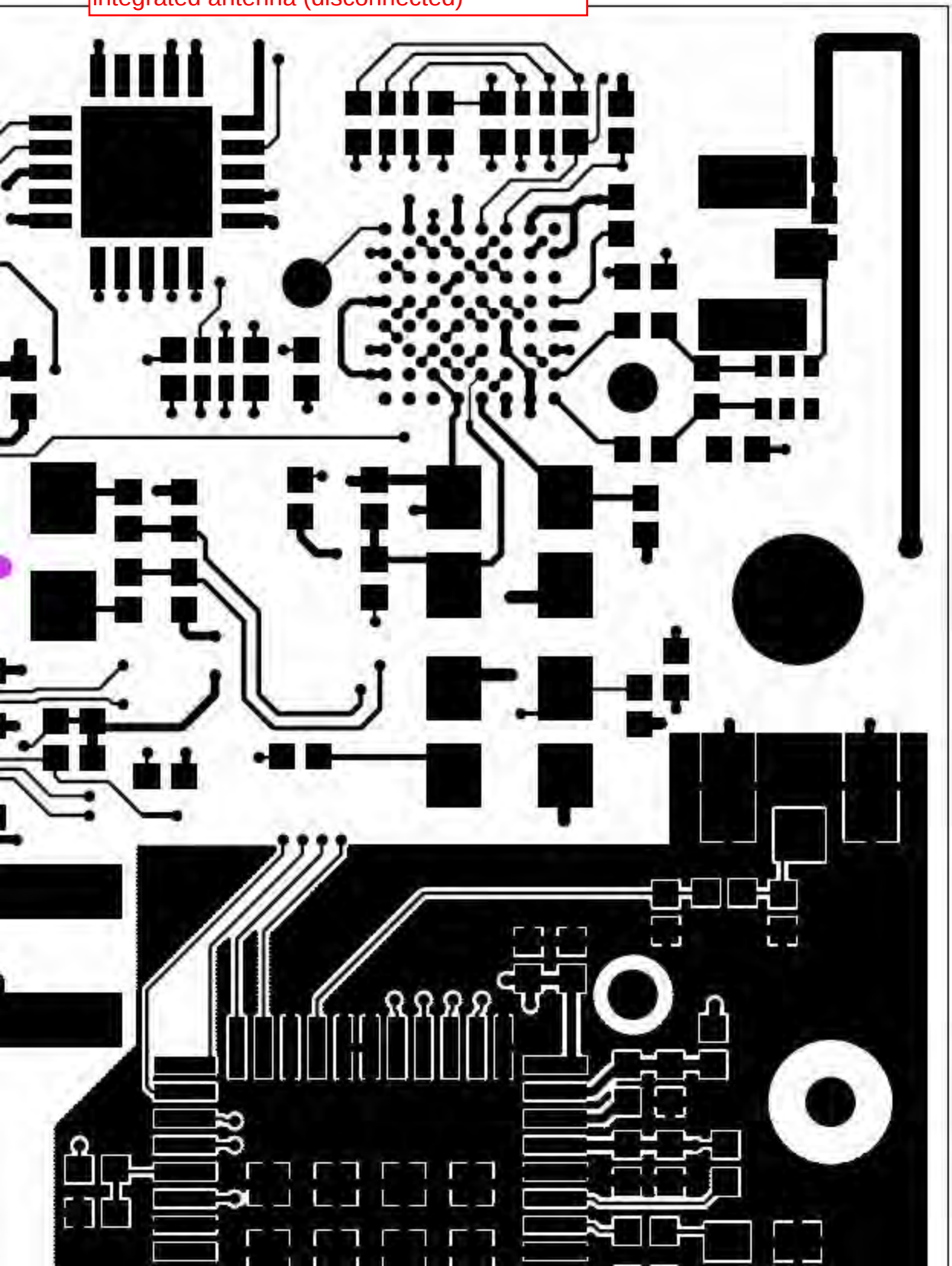


SMT antennas
BT
Wi-Fi
BT
WIFI
E1
E2
GND
TP1
LOGIC
00:08:EE:09:D4:67
00:08:EE:09:D4:68

OMAP Computer and radios - top side

OMAP Computer and Radios - bottom side



Baseboard assembly - Bottom side



Baseboard assembly - Top side

Rear I/O - top

Rear I/O - bottom



Battery board - top



Battery board - Bottom



Motherboard - top



Motherboard - bottom



DP Processor board - top



DP Processor board - bottom



signal board - top



signal board - bottom

Headboard - top

headboard - bottom



front switchboard - top



front switchboard - bottom



camera board - top

camera board - bottom