英文說明書

正

Warranty card

Shinbobo
新 保 寶 機 器 人 Remote · Mobile · Monitoring

1. Our warranty
1.1 Your Shinbobo is warranted for one year after the date of sale.
1.2 The battery of Shinbobo is warranted for half a year.
1.3 In case of any product failure under normal use in warranted period, call our customer service center and return your Shinbobo along with the warranted card to our service personnel for troubleshooting.
1.4 Please keep your warranty card properly. This company shall issue another one in no cases.

2. What is not warranted
2.1 Product damage due to improper use or disassembled or modified by you or any other one without permission from this company in
2.2 advance.
Product failure, damage, wear, paint off, or partial function loss due to
2.3 crashes in its use.
Failure or damage due to natural disasters, typhoons, fires, floods,
2.4 explosions, other accidents or other force majeure.
Failure or damage due to poor environment conditions or other causes attributable to users.

Note: For services without warranty card or with warranty expired or not covered by this warranty the user may subject to extra maintenance charges.

Warranty period: One year after date of purchase
Taiwan Shin Kong Security Co., Ltd.
Customer service hot line: 0800-097-668
No. 128, Xingai Road, Neihu District, Taipei City
www.sks.com.tw

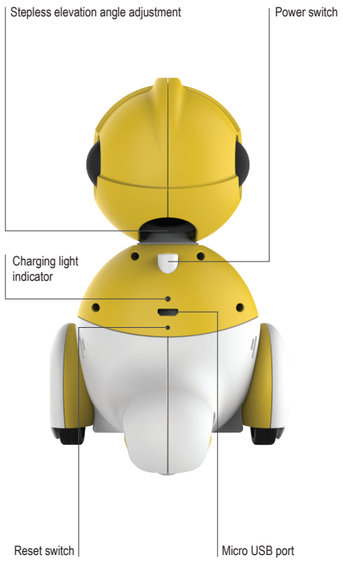

Shinbobo
新 保 寶 機 器 人 Remote · Mobile · Monitoring

Taiwan Shin Kong Security Co., Ltd.
Head office: NO. 128, Xingai Road, Neihu District, Taipei City
Tel.: (02) 7719-9888
Fax: (02) 2796-8899
www.sks.com.tw
Customer service hot line: 0800-097-668

Package included
Shinbobo robot, Micro USB charging cable, operation manual (this manual), warranty card

Product specification
Model: SGW1
Dimension: L 103mm, W 96mm, H 158mm
Connection: IEEE802, 11b/g/n support

Video recording: instant image streaming to mobile device
(resolution: maximum up to 720P@18FPS)

Conversation: Shinbobo robot featuring duplex conversation microphone
Sensor: IR LED light compensation
Charging: Micro USB port
Battery: 2600mAh@3.7V, for up to 2 hours of recording and streaming
Mobile device App: Android V4.3 or later edition, iOS V8.0 or later edition

Status light indicators	Yellow light
Flash at 5 second frequency: standby (no connection with smartphone)	
Flash at 1 second frequency: low battery	
Light continuously: connected with smartphone and in operation	

Power light indicators	Green light
Light continuously: charging in progress	
Light off: battery fully charged	



反

See pages below for settings and setup steps

Part 1
Shinbobo connection setup

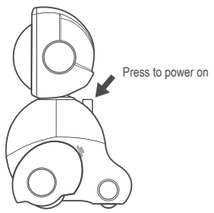

Step 1
Software installation
Connect to the Google Play/App Store, search for app Shinbobo, then download and install it.

App Store / Play store

Step 2
Enable the WiFi search function on your smartphone, search for WiFi AP Shinbobo_xxxxxx and connect to it with default password "12345678"

Step 3
Open this smartphone app, and select "add new device".

Step 4
Use smartphone app to scan QR code (UID) at bottom of your Shinbobo, do required setup after it is identified successfully.

Step 5
In your first device operation
Check password: admin (default) to enable it for running the Shinbobo robot

Part 2
WiFi setup

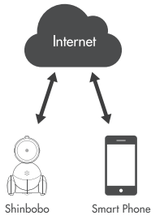

Step 1
Run App
Select device setup option
1. Select options at upper right corner of desired page
2. Select setup option.

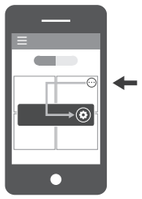

Step 2
Search for WiFi AP
Select wireless network dropdown menu in device setup page.

Step 3
Selection field WiFi AP
Type in password and complete the setup work.

Note
Your Shinbobo is now set. Follow steps below to verify its connect with the Internet.
1. Remove connection settings of your Shinbobo WiFi AP (Shinbobo_xxxxxx) from your smartphone WiFi settings to ensure your smartphone is able to connect the Internet.
2. Connect your smartphone to external WiFi or 3G/4G network.
3. Open smartphone App. If the Camera page displays then the setup work is done successfully.

*
For further information on your product, web operation interface, and other advanced settings, please connect to our official web site at http://www.sks.com.tw/Shinbobo.

正

Precautions
- Use your Shinbobo at location with WiFi AP
- DO NOT move your Shinbobo by holding at its head to prevent damage to it.
- Your Shinbobo is protected from splashing only. DO NOT immerse it in water or it may get damaged.
- Maximum wireless transmission speed varies with network environment.
- Please use your Shinbobo on flat floor indoor.
- DO NOT fall your Shinbobo to ground as it may get damaged.
- Your Shinbobo is designed for indoor use. Color of its surface may get biased due to insufficient ambient light or outdoor environment.
- This device complies with Part 15 of the FCC Rules.
- Operation is subject to the following two conditions: (1) this device may not cause harmful interference, and (2) this device must accept any interference received, including interference that may cause undesired operation.
- Warning: Changes or modifications to this unit not expressly approved by the party responsible for compliance could void the user authority to operate the equipment.
- 1.To comply with FCC RF exposure compliance requirements, a separation distance of at least 20 cm must be maintained between the antenna of this device and all persons.
- 2. This Transmitter must not be co-located or operating in conjunction with any other antenna or transmitter

反

Your Shinbobo is compliant with the Administrative Regulations on Low Power Radio Waves Radiated Devices:
Article 12:
Without permission granted by the NCC, any company, enterprise, or user is not allowed to change frequency, enhance transmitting power, or alter original characteristic as well as performance to an approved low power radio-frequency devices.
Article 14:
The low power radio-frequency devices shall not influence aircraft security and interfere legal communications. If found, the user shall cease operating immediately until no interference is achieved.
Said legal communications means radio communications is operated in compliance with the Telecommunications Act.
The low power radio-frequency devices must be susceptible with the interference from legal communications or ISM radio wave radiated devices.

Dealer stamp

This warranty card is valid only with dealer stamp

Model SGW1

Sold on yyy mm