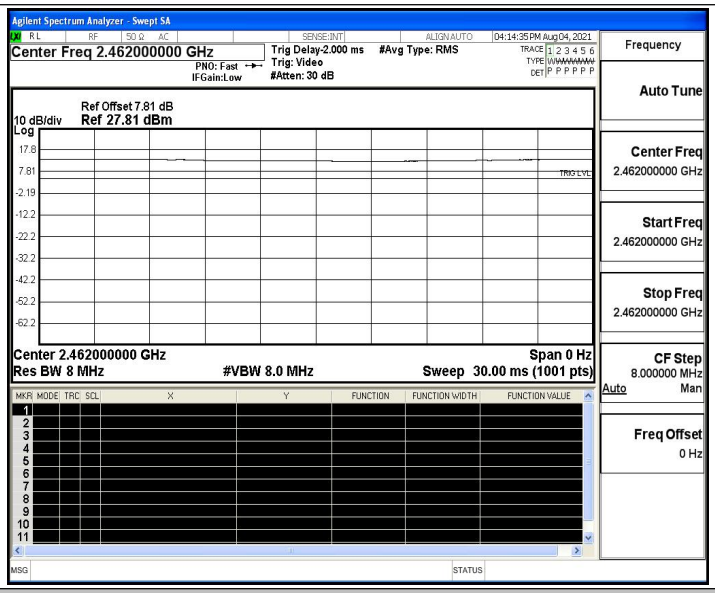

11G_Ant1_2412

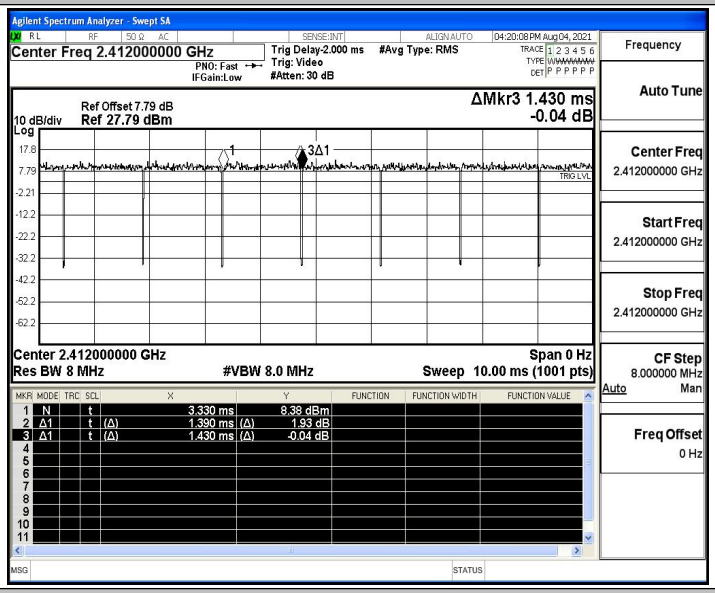

11G_Ant1_2437

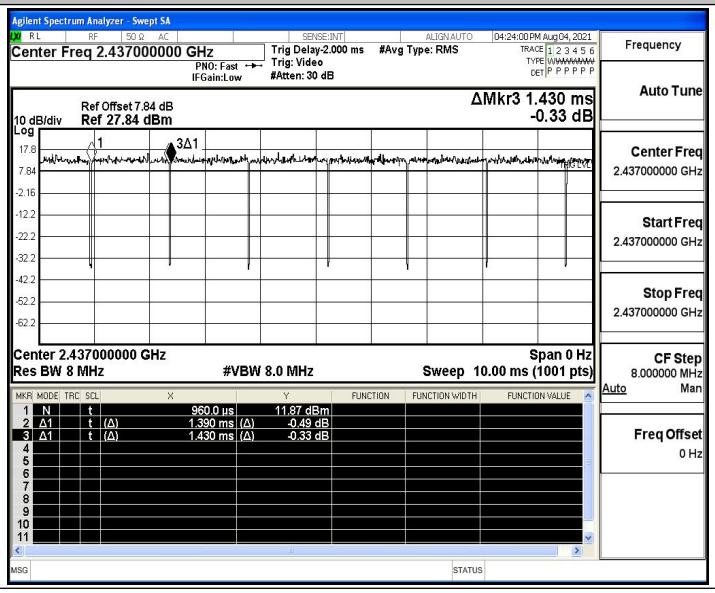

11G_Ant1_2462

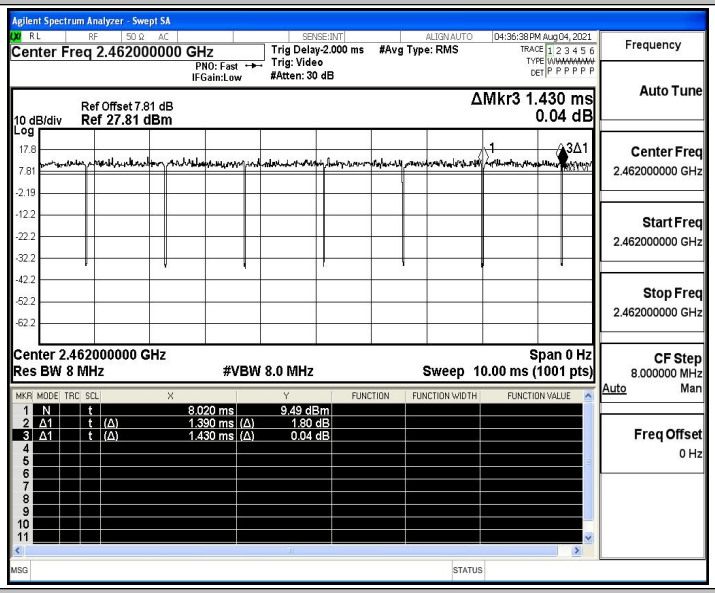

11N20SISO_Ant1_2412

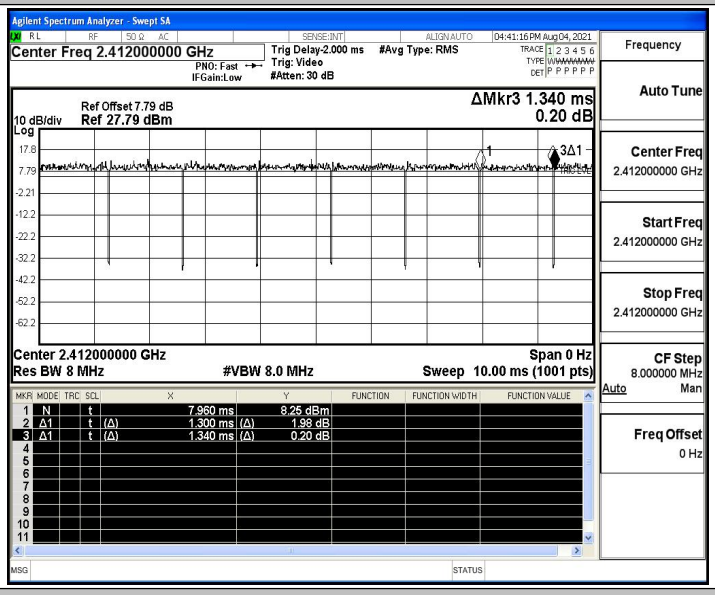

11N20SISO_Ant1_2437

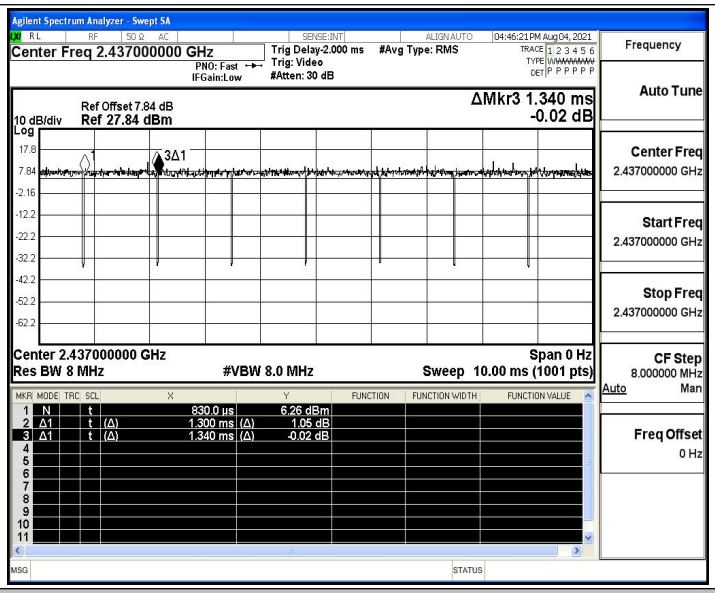

11N20SISO_Ant1_2462

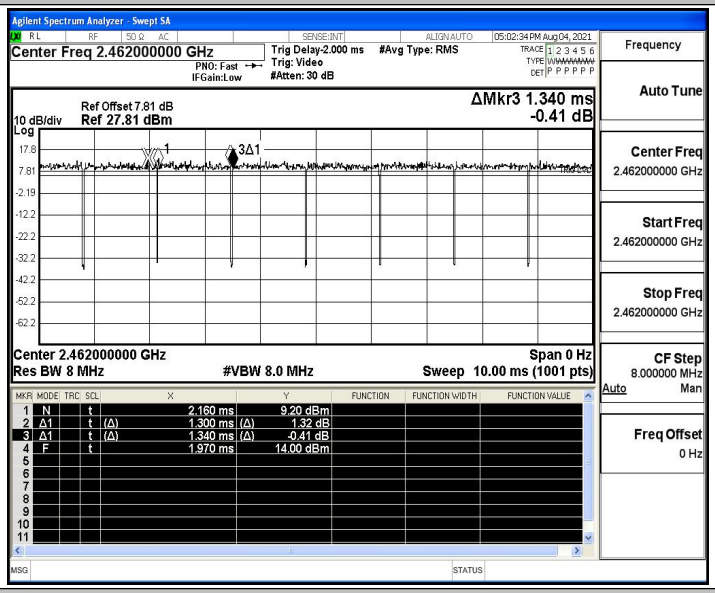

11N40SISO_Ant1_2422

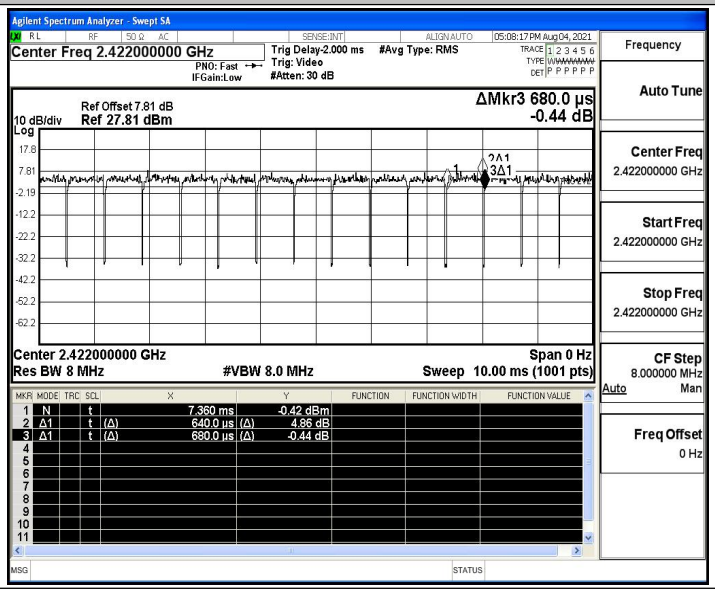

11N40SISO_Ant1_2437

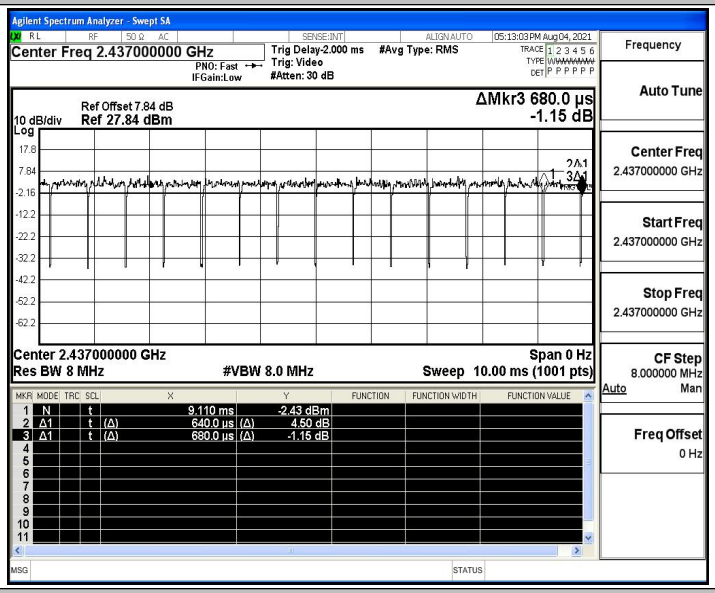

11N40SISO_Ant1_2452

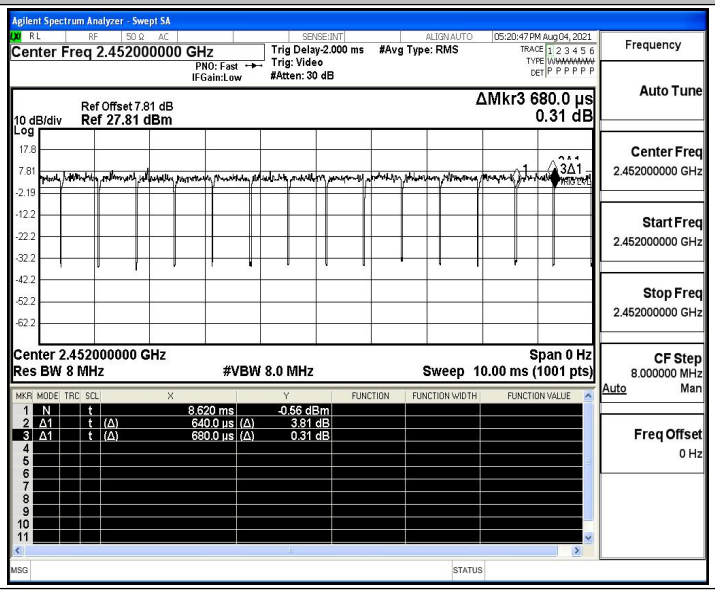

B.8 Emissions in Restricted Bands

Test Result

TestMode	Antenna	ChName	Channel	Detector	Freq. [MHz]	Result [dBm]	Limit [dBm]	Result [dBuV/m]	Limit [dBuV/m]	Verdict
11B	Ant1	Low	2412	AV	2310.000	-49.3	≤-41.20	45.90	≤54	PASS
				AV	2389.180	-48.53	≤-41.20	46.67	≤54	PASS
				AV	2390.000	-48.57	≤-41.20	46.63	≤54	PASS
				Peak	2310.000	-45.38	≤-21.20	49.82	≤74	PASS
				Peak	2310.660	-40.23	≤-21.20	54.97	≤74	PASS
				Peak	2390.000	-42.05	≤-21.20	53.15	≤74	PASS
		High	2462	AV	2483.500	-48.1	≤-41.20	47.10	≤54	PASS
				AV	2483.560	-48.13	≤-41.20	47.07	≤54	PASS
				AV	2500.000	-48.32	≤-41.20	46.88	≤54	PASS
				Peak	2483.500	-41.38	≤-21.20	53.82	≤74	PASS
				Peak	2486.310	-39.56	≤-21.20	55.64	≤74	PASS
				Peak	2500.000	-43.69	≤-21.20	51.51	≤74	PASS
11G	Ant1	Low	2412	AV	2310.000	-48.78	≤-41.20	46.42	≤54	PASS
				AV	2389.960	-47.54	≤-41.20	47.66	≤54	PASS
				AV	2390.000	-47.54	≤-41.20	47.66	≤54	PASS
				Peak	2310.000	-42.8	≤-21.20	52.40	≤74	PASS
				Peak	2386.580	-38	≤-21.20	57.20	≤74	PASS
				Peak	2390.000	-40.84	≤-21.20	54.36	≤74	PASS
		High	2462	AV	2483.500	-47.33	≤-41.20	47.87	≤54	PASS
				AV	2483.670	-47.18	≤-41.20	48.02	≤54	PASS
				AV	2500.000	-47.67	≤-41.20	47.53	≤54	PASS
				Peak	2483.500	-40.24	≤-21.20	54.96	≤74	PASS
				Peak	2495.330	-37.69	≤-21.20	57.51	≤74	PASS
				Peak	2500.000	-40.35	≤-21.20	54.85	≤74	PASS
11N20 SISO	Ant1	Low	2412	AV	2310.000	-48.67	≤-41.20	46.53	≤54	PASS
				AV	2389.960	-47.88	≤-41.20	47.32	≤54	PASS
				AV	2390.000	-47.88	≤-41.20	47.32	≤54	PASS
				Peak	2310.000	-41.77	≤-21.20	53.43	≤74	PASS
				Peak	2388.660	-39.15	≤-21.20	56.05	≤74	PASS
				Peak	2390.000	-41.91	≤-21.20	53.29	≤74	PASS
		High	2462	AV	2483.500	-47.57	≤-41.20	47.63	≤54	PASS
				AV	2484.220	-47.51	≤-41.20	47.69	≤54	PASS
				AV	2500.000	-47.79	≤-41.20	47.41	≤54	PASS
				Peak	2483.500	-40.13	≤-21.20	55.07	≤74	PASS
				Peak	2485.430	-38.87	≤-21.20	56.33	≤74	PASS
				Peak	2500.000	-40.66	≤-21.20	54.54	≤74	PASS

11N40 SISO	Ant1	Low	2422	AV	2310.000	-48.24	≤-41.20	46.96	≤54	PASS
				AV	2388.270	-46.09	≤-41.20	49.11	≤54	PASS
				AV	2390.000	-46.56	≤-41.20	48.64	≤54	PASS
				Peak	2310.000	-42.38	≤-21.20	52.82	≤74	PASS
				Peak	2386.840	-32.28	≤-21.20	62.92	≤74	PASS
				Peak	2390.000	-42.27	≤-21.20	52.93	≤74	PASS
		High	2452	AV	2483.500	-46.22	≤-41.20	48.98	≤54	PASS
				AV	2483.780	-45.83	≤-41.20	49.37	≤54	PASS
				AV	2500.000	-47.57	≤-41.20	47.63	≤54	PASS
				Peak	2483.500	-40.74	≤-21.20	54.46	≤74	PASS
				Peak	2485.210	-33.11	≤-21.20	62.09	≤74	PASS
				Peak	2500.000	-40.84	≤-21.20	54.36	≤74	PASS

Note：

1. The Antenna Gain is compensated in the graph.
2. The limit in dBm for average detector is conversion from 54dBuV/m, according to 15.209(a). The limit in dBm for peak detector is 20dB above the limit of average detector in dBm.

Test Graphs

11B_Ant1_Low_2412_AV

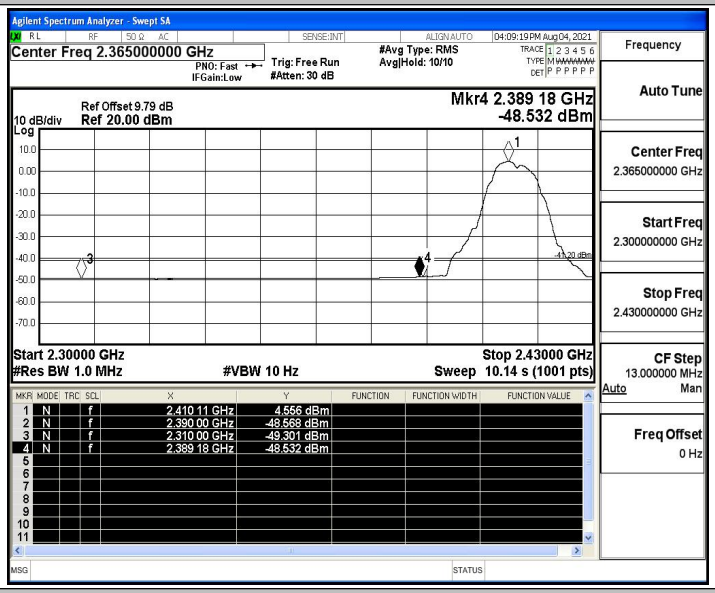

11B_Ant1_Low_2412_Peak

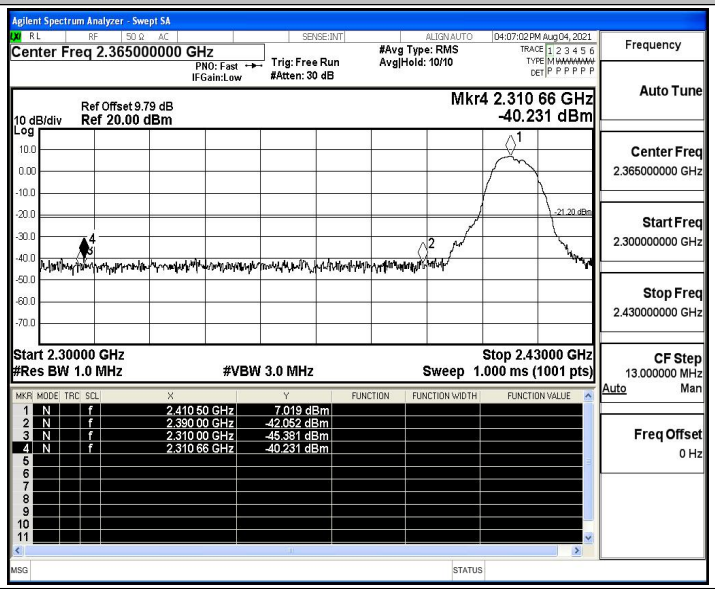

11B_Ant1_High_2462_AV

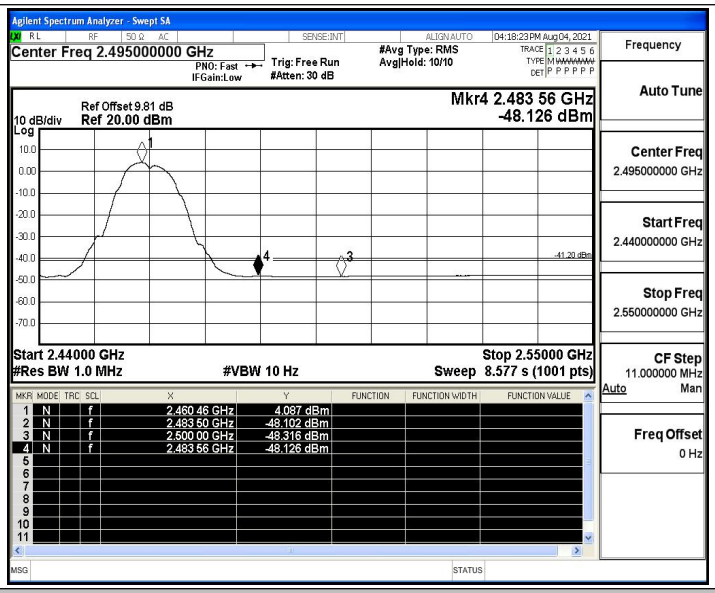

11B_Ant1_High_2462_Peak

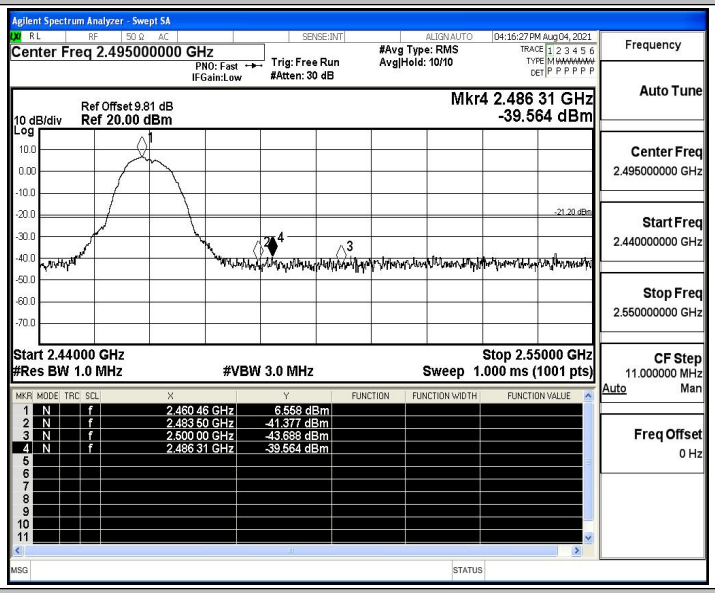

11G_Ant1_Low_2412_AV

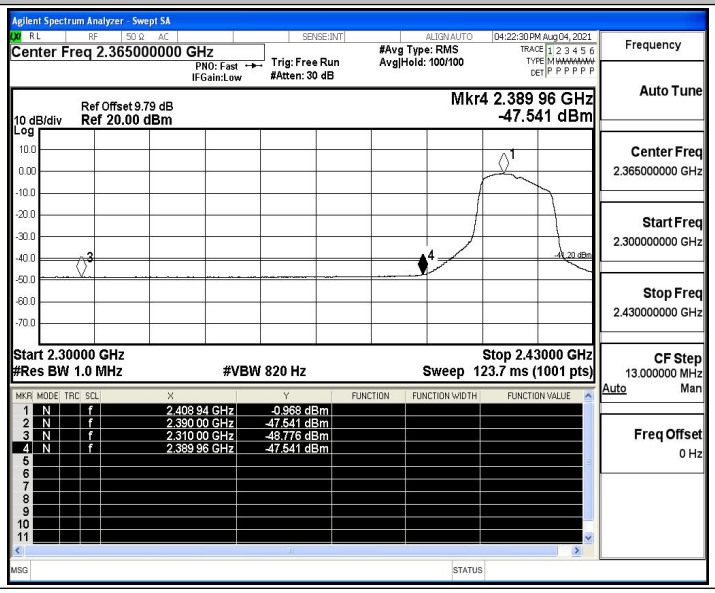

11G_Ant1_Low_2412_Peak

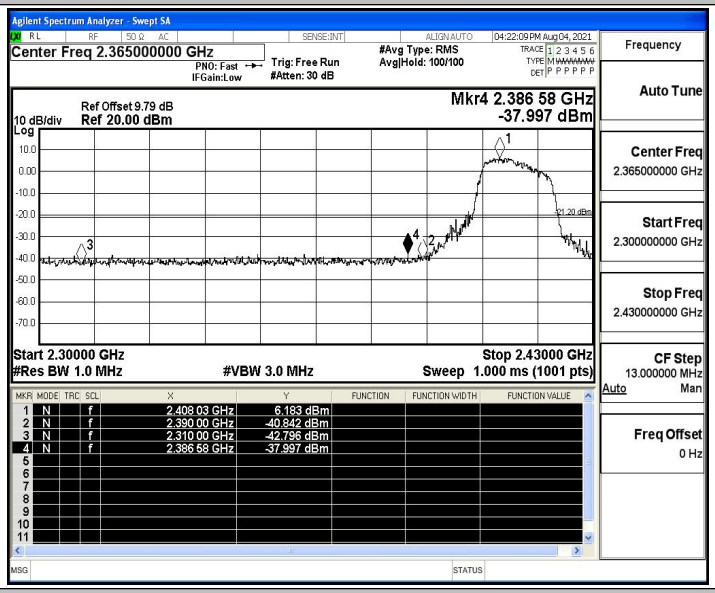

11G_Ant1_High_2462_AV

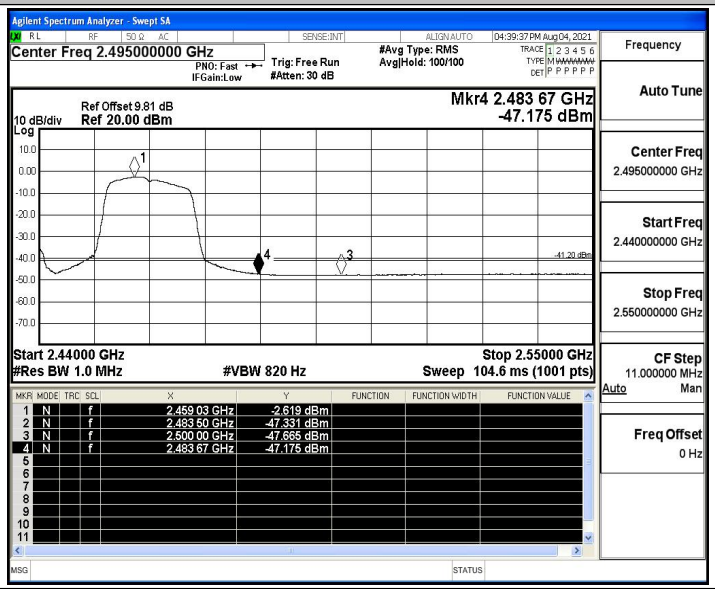

11G_Ant1_High_2462_Peak

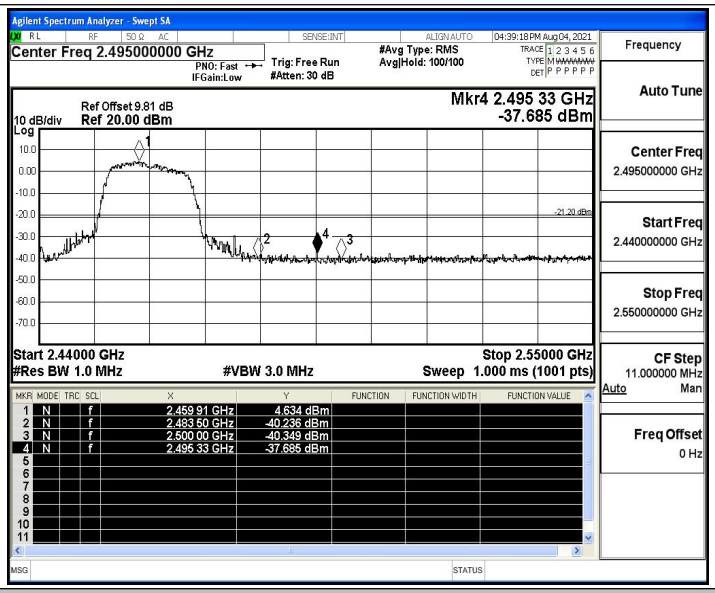

11N20SISO_Ant1_Low_2412_AV

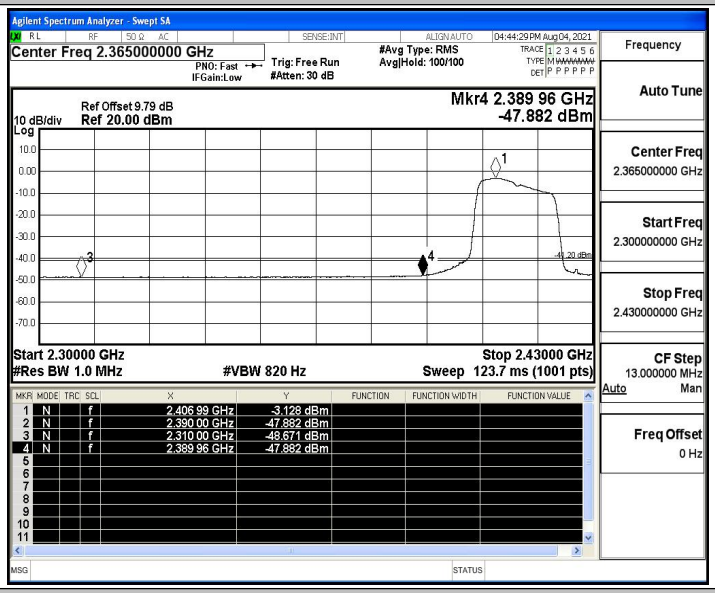

11N20SISO_Ant1_Low_2412_Peak

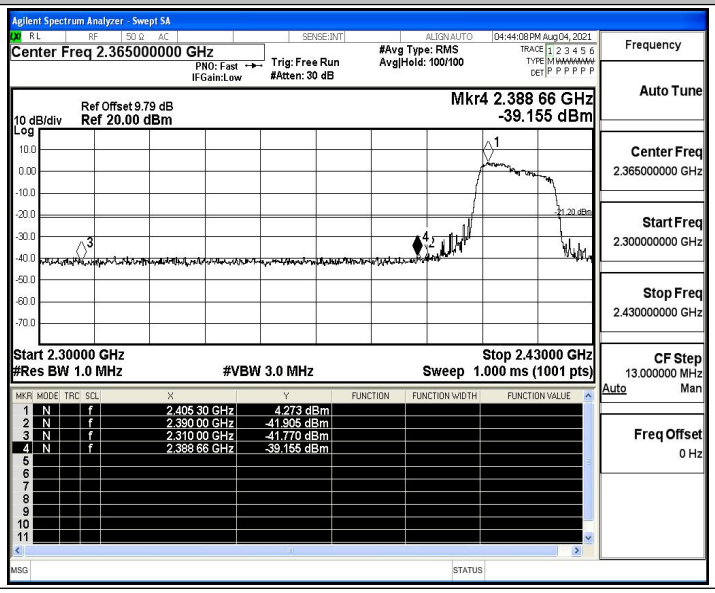

11N20SISO_Ant1_High_2462_AV

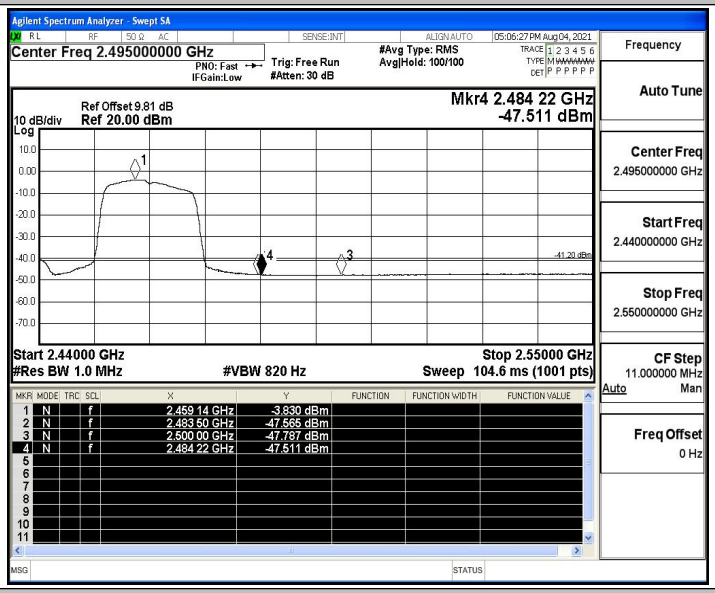

11N20SISO_Ant1_High_2462_Peak

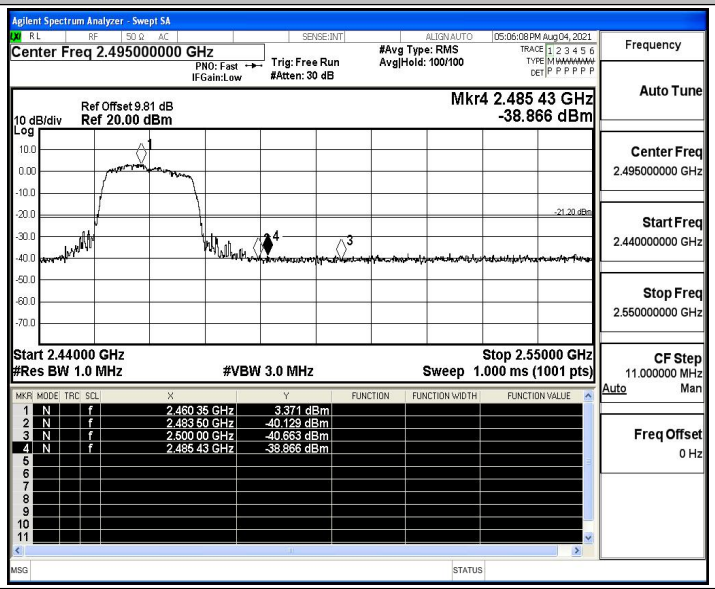

11N40SISO_Ant1_Low_2422_AV

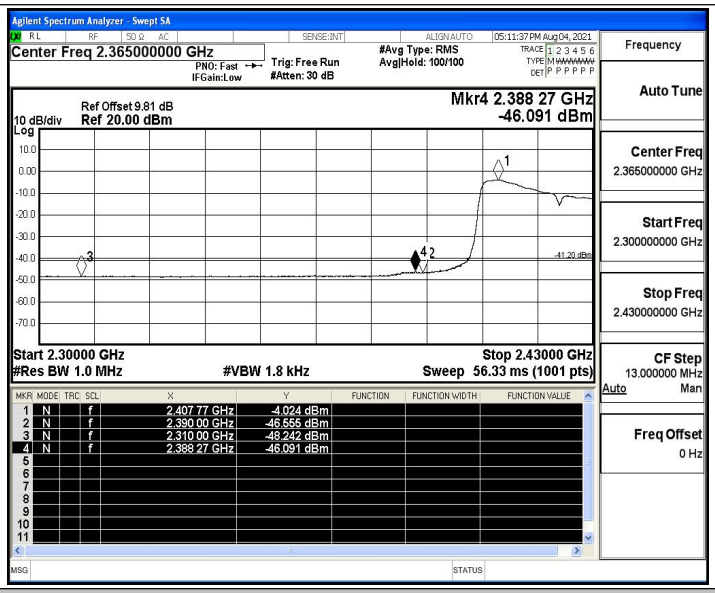

11N40SISO_Ant1_Low_2422_Peak

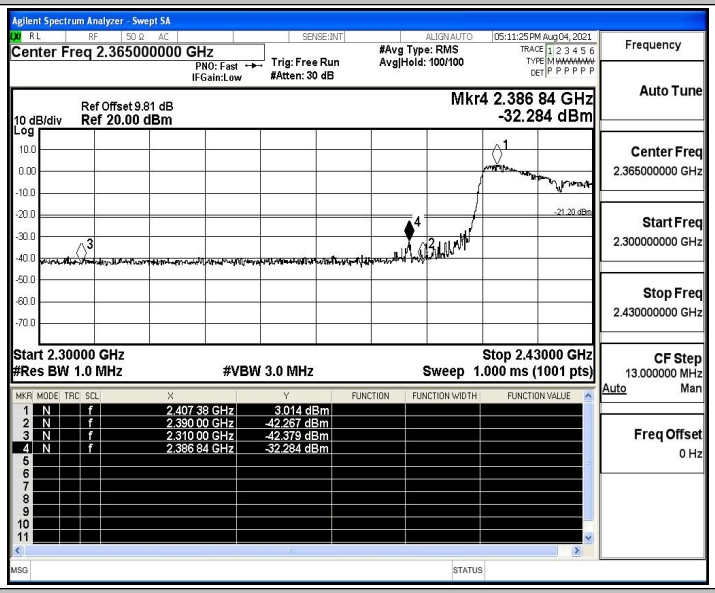

11N40SISO_Ant1_High_2452_AV

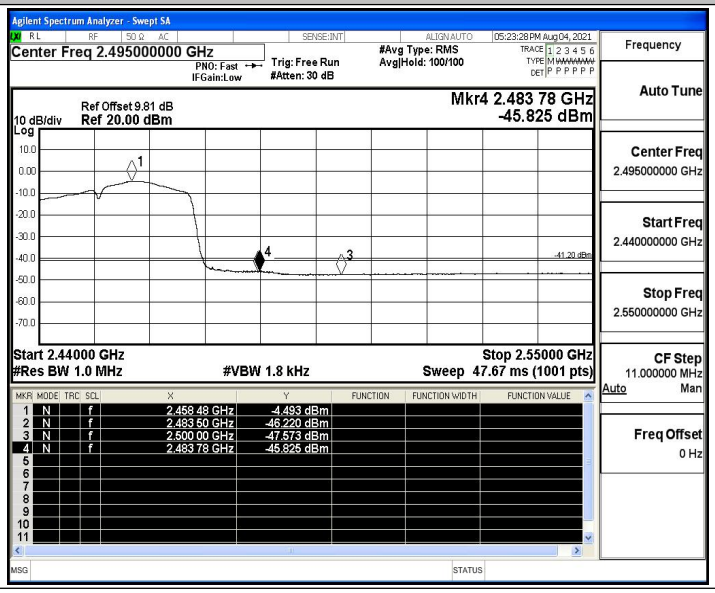
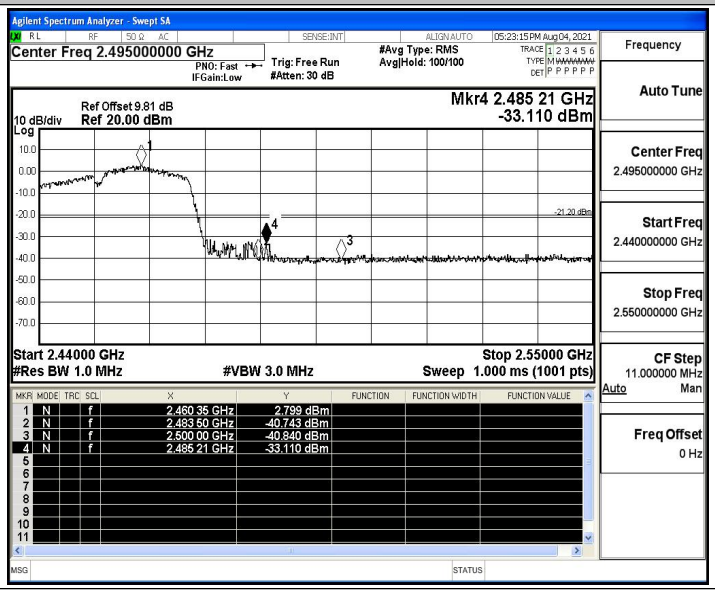
11N40SISO_Ant1_High_2452_Peak