Appendix A

RF Test Data for BT V5.0(Conducted Measurement)

Product Name: Hunting Camera

Test Model: NDL-W10

Environmental Conditions

Temperature:	21.1 ° C
Relative Humidity:	52.2%
ATM Pressure:	100.0 kPa
Test Engineer:	Carl Fu
Supervised by:	Huan Li

A.1 DTS Bandwidth

Test Result

TestMode	Antenna	Channel	DTS BW [MHz]	FL[MHz]	FH[MHz]	Limit[MHz]	Verdict
BLE_1M	Ant1	2402	0.684	2401.660	2402.344	≥0.5	PASS
		2440	0.704	2439.644	2440.348	≥0.5	PASS
		2480	0.700	2479.644	2480.344	≥0.5	PASS

Test Graphs

BLE_1M_Ant1_2402

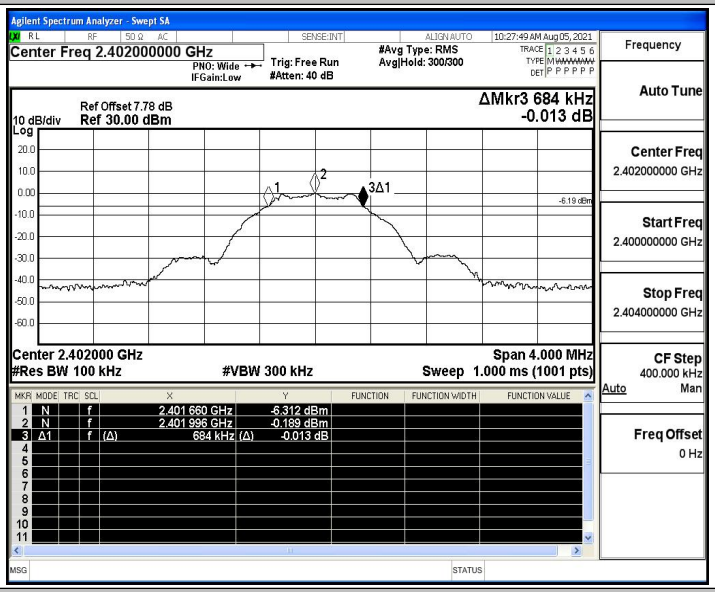

BLE_1M_Ant1_2440

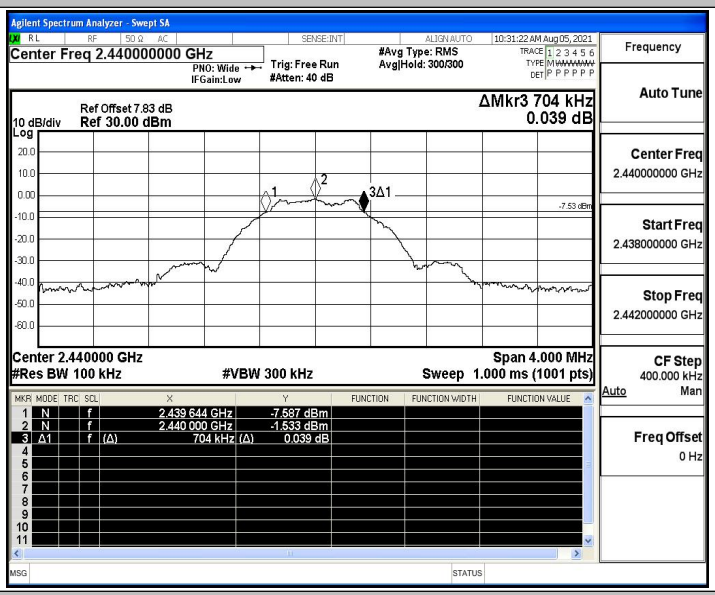

BLE_1M_Ant1_2480

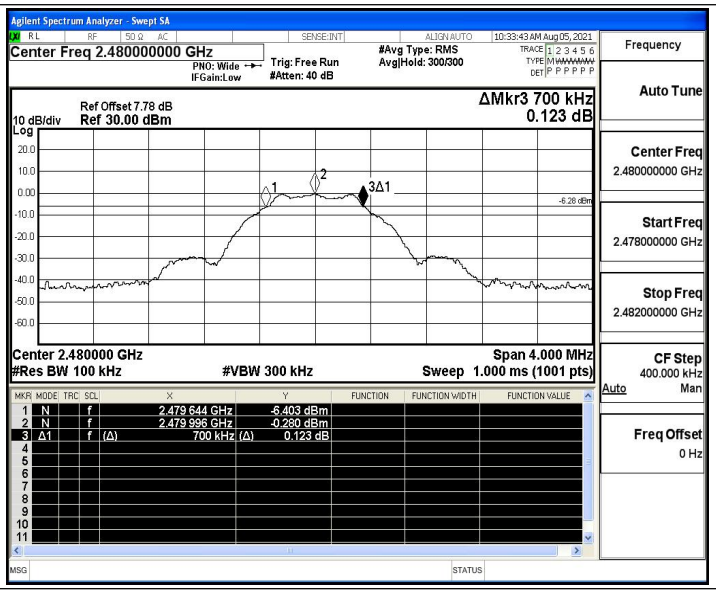
Agilent Spectrum Analyzer - Swept SA
Center Freq 2.480000000 GHz
PNO: Wide
IFGain:Low
Trig: Free Run
#Atten: 40 dB
#Avg Type: RMS
Avg|Hold: 300/300
10:33:43 AM Aug 05, 2021
Ref Offset 7.78 dB
10 dB/div Ref 30.00 dBm
Log
ΔMkr3 700 kHz
0.123 dB
-6.26 dBm
Center 2.480000 GHz
#Res BW 100 kHz
#VBW 300 kHz
Span 4.000 MHz
Sweep 1.000 ms (1001 pts)
1 N f 2.479 644 GHz -6.403 dBm
2 N f 2.479 996 GHz -0.280 dBm
3 Δ1 f (Δ) 700 kHz (Δ) 0.123 dB
Frequency
Auto Tune
Center Freq 2.480000000 GHz
Start Freq 2.478000000 GHz
Stop Freq 2.482000000 GHz
CF Step 400.000 kHz
Auto Man
Freq Offset 0 Hz

A.2 Maximum conducted output power

Test Result

TestMode	Antenna	Channel	Result[dBm]	Limit[dBm]	Verdict
BLE_1M	Ant1	2402	0.69	≤30	PASS
		2440	-0.69	≤30	PASS
		2480	0.59	≤30	PASS

Test Graphs

BLE_1M_Ant1_2402

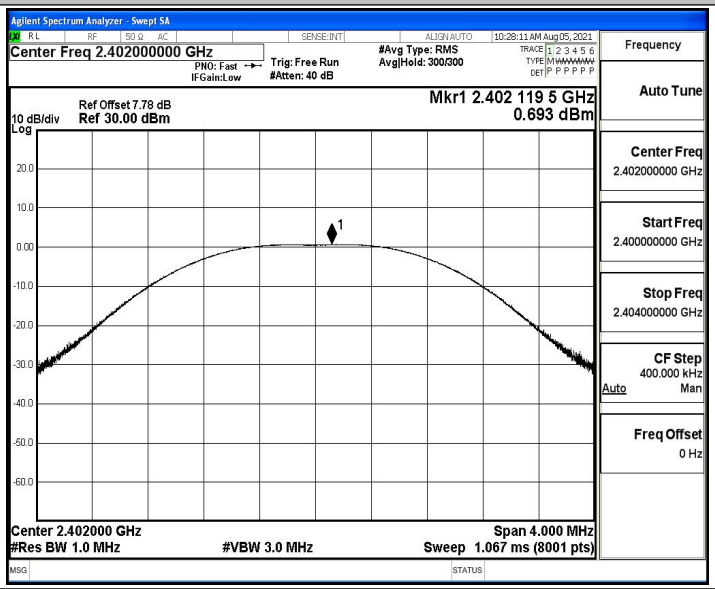

BLE_1M_Ant1_2440

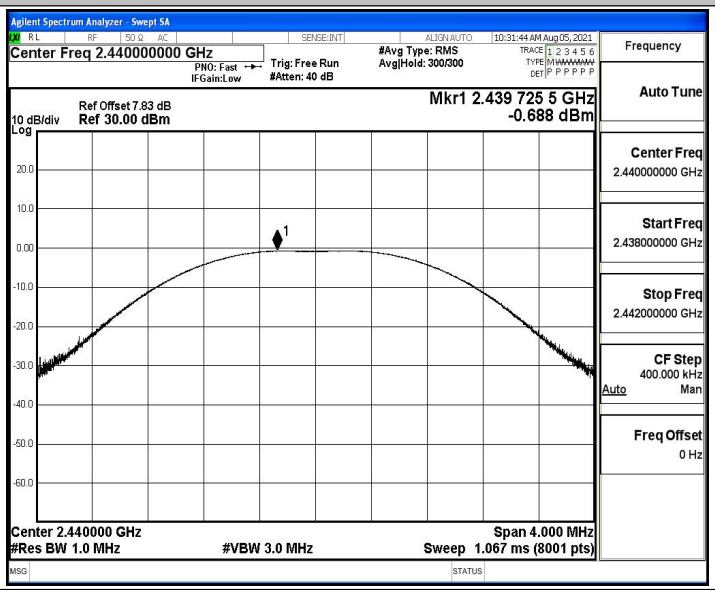

BLE_1M_Ant1_2480

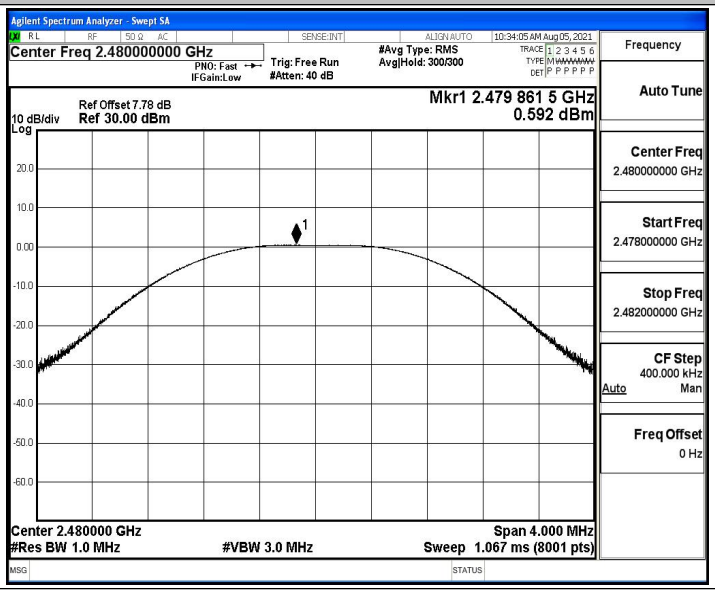

A.3 Maximum power spectral density

Test Result

TestMode	Antenna	Channel	Result[dBm/3-100kHz]	Limit[dBm/3kHz]	Verdict
BLE_1M	Ant1	2402	-14.38	≤8	PASS
		2440	-15.8	≤8	PASS
		2480	-14.43	≤8	PASS

Test Graphs

BLE_1M_Ant1_2402

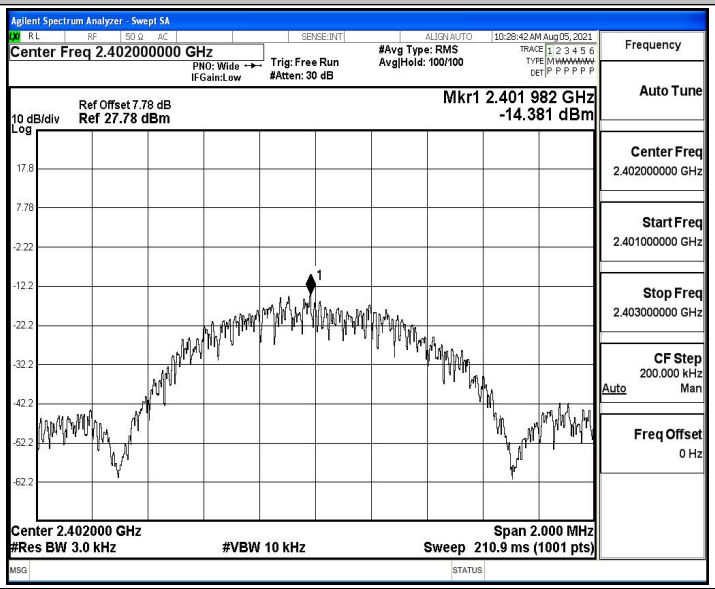

BLE_1M_Ant1_2440

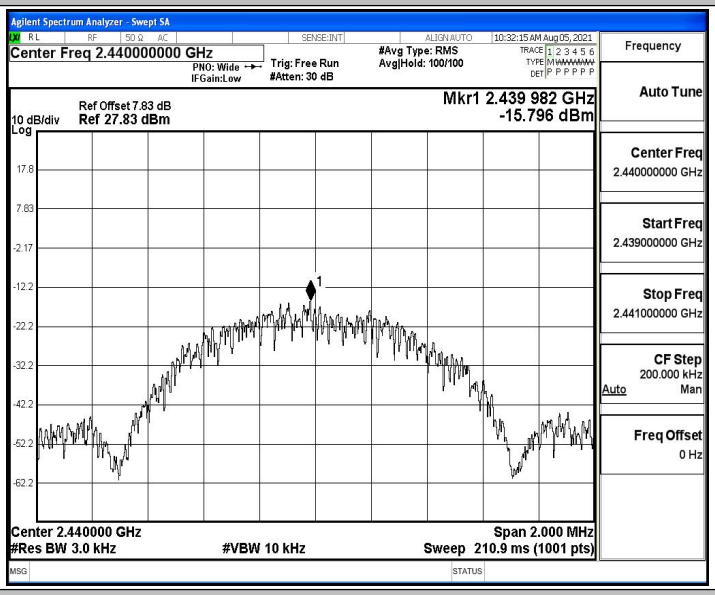

BLE_1M_Ant1_2480

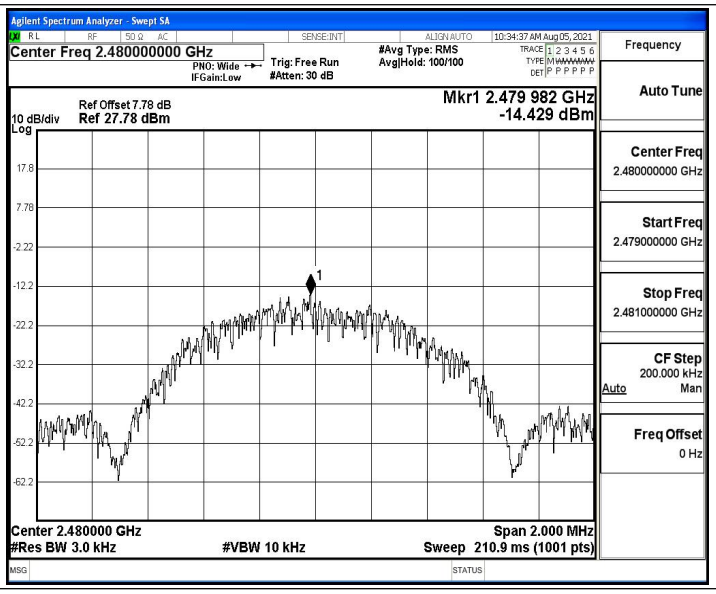
Agilent Spectrum Analyzer - Swept SA
Center Freq 2.480000000 GHz
PNO: Wide
IFGain:Low
Trig: Free Run
#Atten: 30 dB
#Avg Type: RMS
Avg|Hold: 100/100
10:34:37 AM Aug 05, 2021
Ref Offset 7.78 dB
10 dB/div
Ref 27.78 dBm
Log
Mkr1 2.479 982 GHz
-14.429 dBm
17.8
7.78
-2.22
-12.2
-22.2
-32.2
-42.2
-52.2
-62.2
Center 2.480000 GHz
#Res BW 3.0 kHz
#VBW 10 kHz
Span 2.000 MHz
Sweep 210.9 ms (1001 pts)
Frequency
Auto Tune
Center Freq
2.480000000 GHz
Start Freq
2.479000000 GHz
Stop Freq
2.481000000 GHz
CF Step
200.000 kHz
Auto
Man
Freq Offset
0 Hz

A.4 Band edge measurements

Test Result

TestMode	Antenna	ChName	Channel	RefLevel[dBm]	Result[dBm]	Limit[dBm]	Verdict
BLE_1M	Ant1	Low	2402	0.01	-50.25	≤-19.99	PASS
		High	2480	-0.66	-48.52	≤-20.66	PASS

Test Graphs

BLE_1M_Ant1_Low_2402

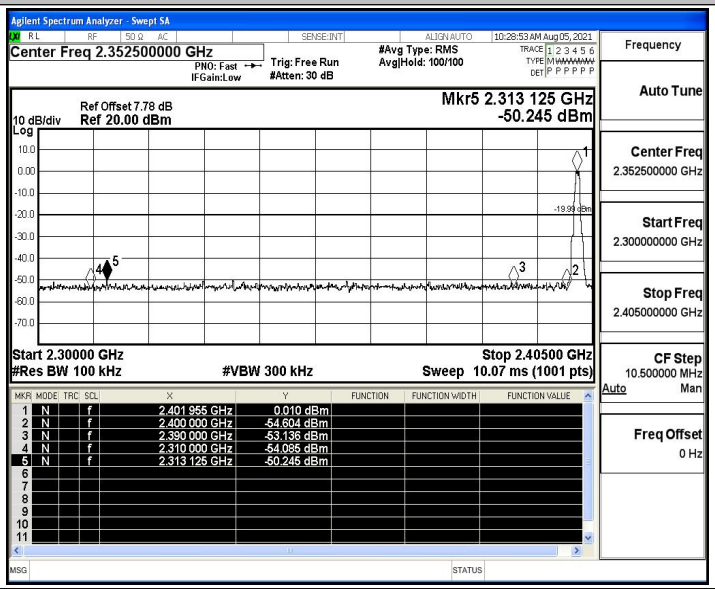

BLE_1M_Ant1_High_2480

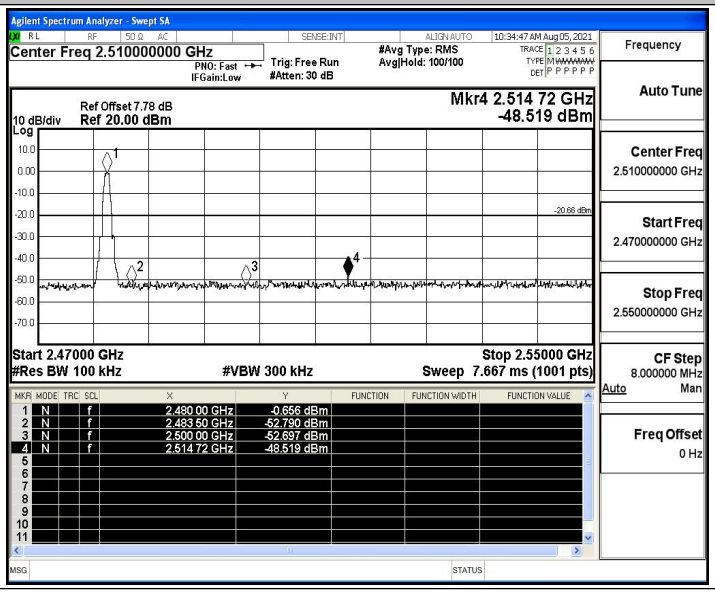

A.5 Conducted Spurious Emission

Test Result

TestMode	Antenna	Channel	FreqRange [MHz]	RefLevel [dBm]	Result[dBm]	Limit[dBm]	Verdict
BLE_1M	Ant1	2402	Reference	-0.56	-0.56	---	PASS
			30~1000	-0.56	-61.7	≤-20.56	PASS
			1000~26500	-0.56	-47.31	≤-20.56	PASS
		2440	Reference	-1.63	-1.63	---	PASS
			30~1000	-1.63	-62.47	≤-21.63	PASS
			1000~26500	-1.63	-47.2	≤-21.63	PASS
		2480	Reference	-0.48	-0.48	---	PASS
			30~1000	-0.48	-62.23	≤-20.48	PASS
			1000~26500	-0.48	-46.96	≤-20.48	PASS

Test Graphs

BLE_1M_Ant1_2402_0~Reference

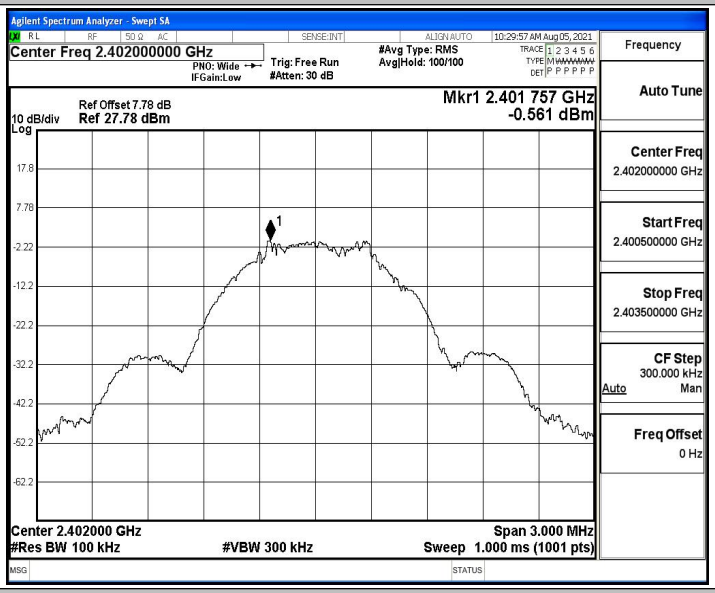

BLE_1M_Ant1_2402_30~1000

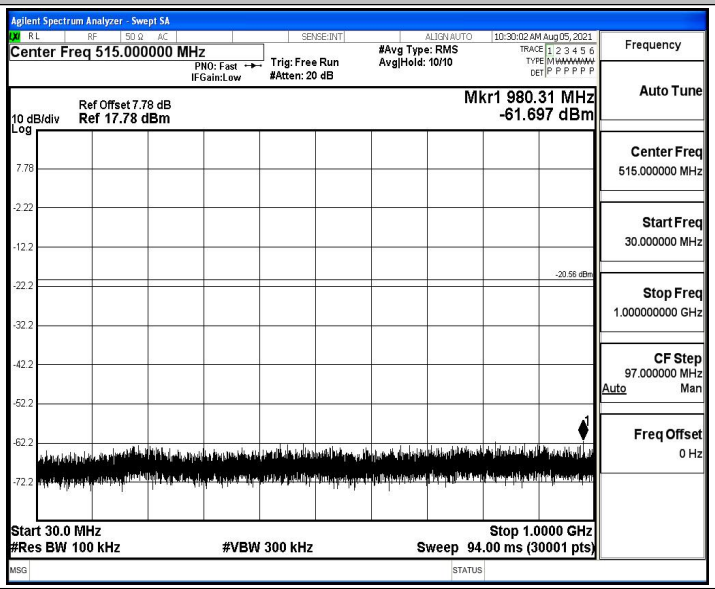

BLE_1M_Ant1_2402_1000~26500

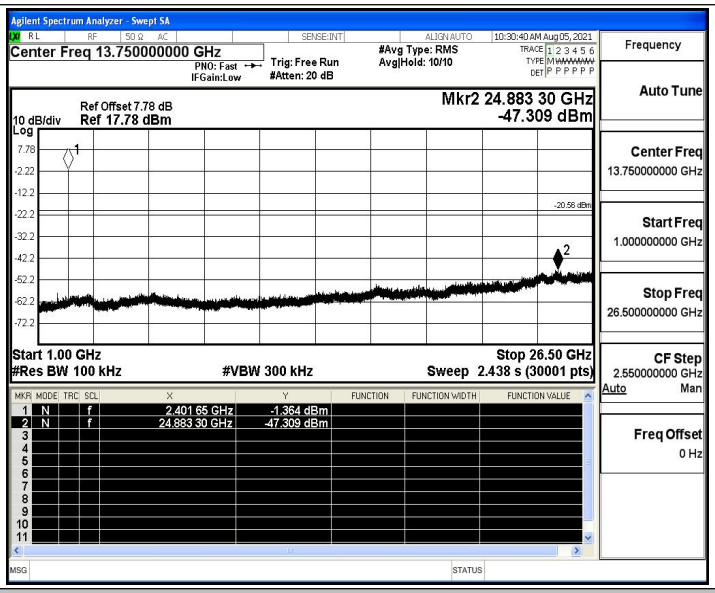

BLE_1M_Ant1_2440_0~Reference

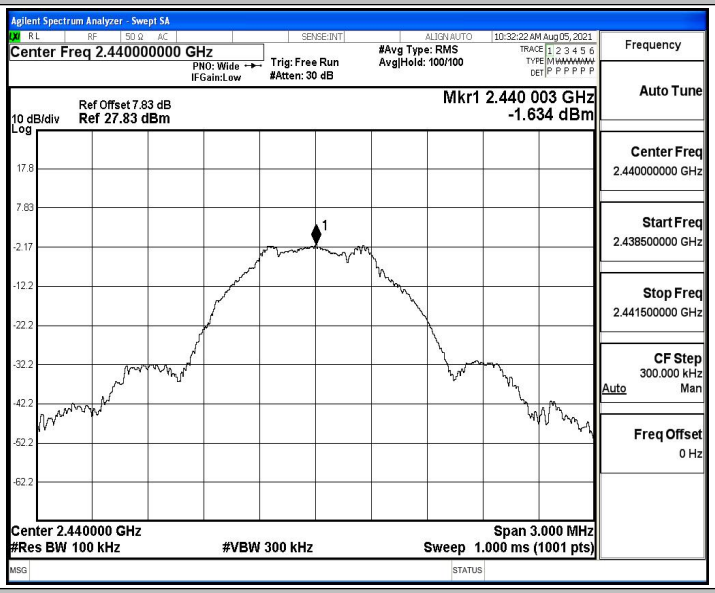

BLE_1M_Ant1_2440_30~1000

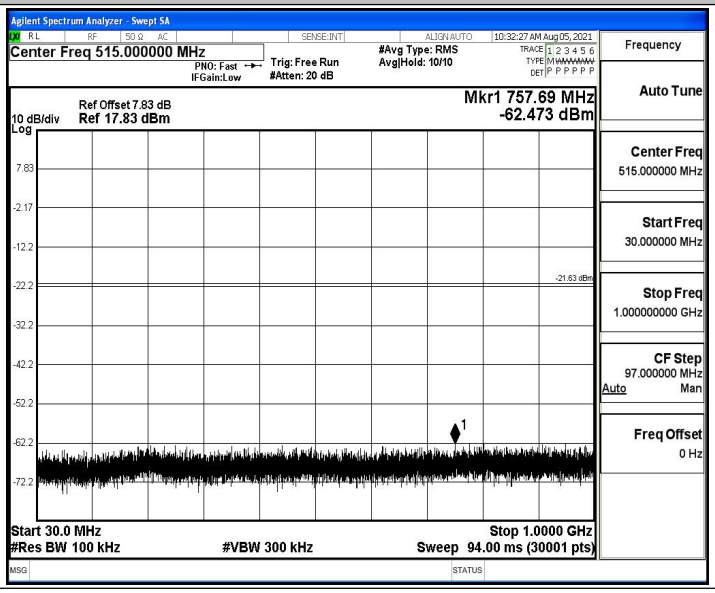

BLE_1M_Ant1_2440_1000~26500

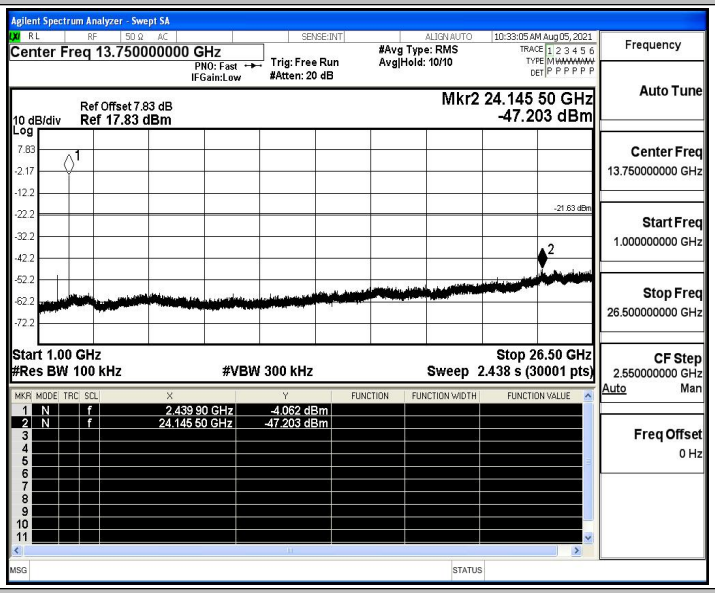

BLE_1M_Ant1_2480_0~Reference

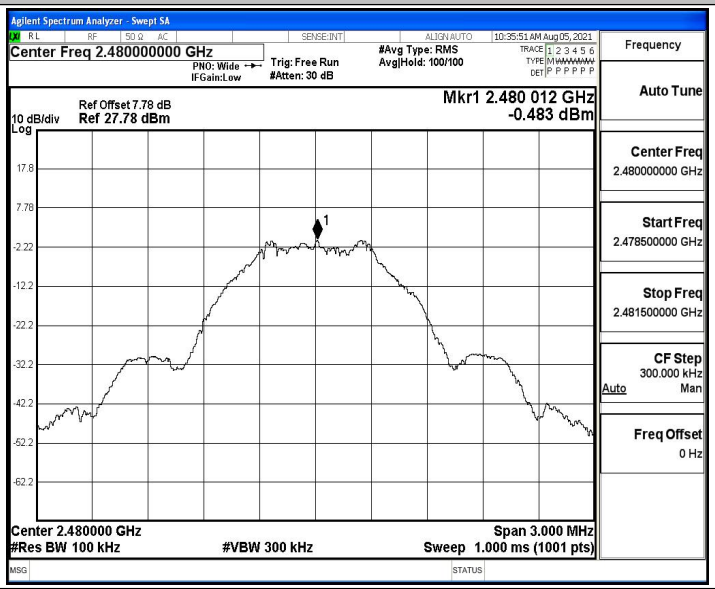

BLE_1M_Ant1_2480_30~1000

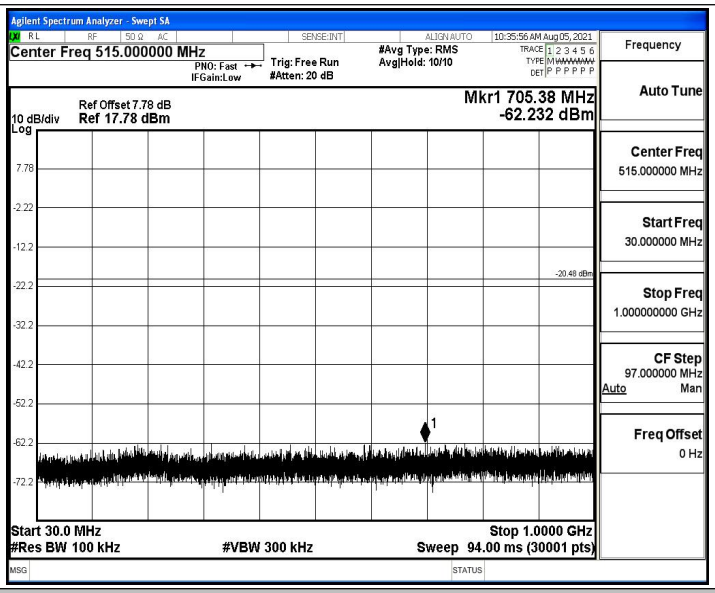

BLE_1M_Ant1_2480_1000~26500

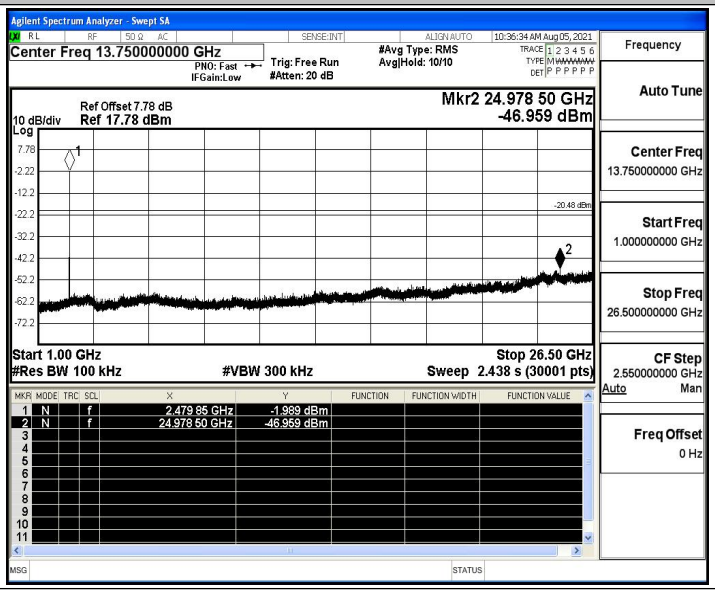

A.6 Duty Cycle

Test Result

TestMode	Antenna	Channel	ON Time [ms]	Period [ms]	X	DC [%]	xFactor	Limit	Verdict
BLE_1M	Ant1	2402	0.38	0.62	0.6129	61.29	2.13	---	PASS
		2440	0.38	0.62	0.6129	61.29	2.13	---	PASS
		2480	0.38	0.63	0.6032	60.32	2.20	---	PASS

Test Graphs

BLE_1M_Ant1_2402

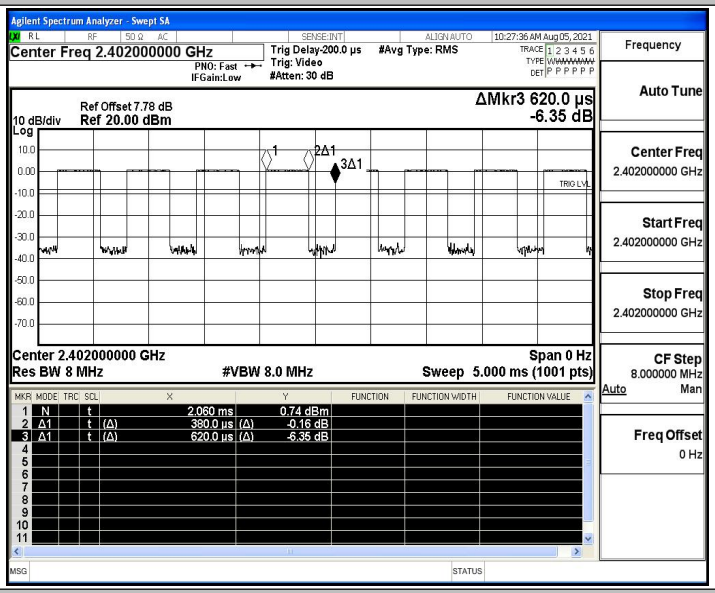

BLE_1M_Ant1_2440

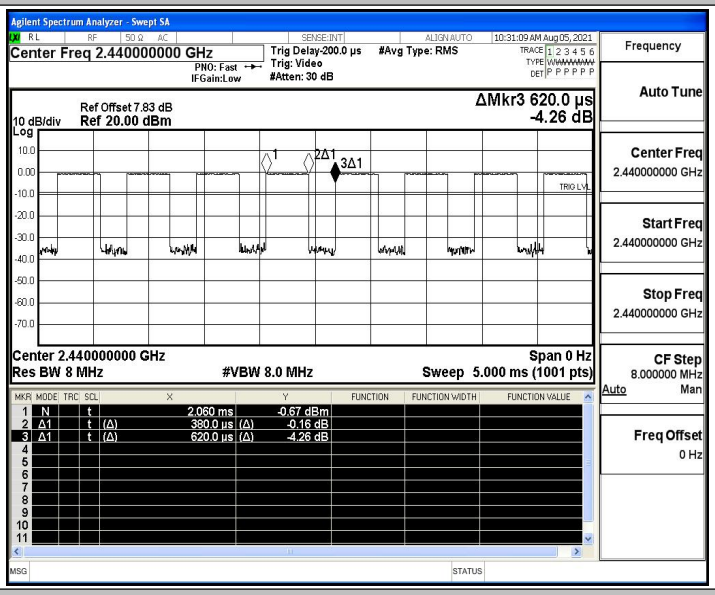

BLE_1M_Ant1_2480

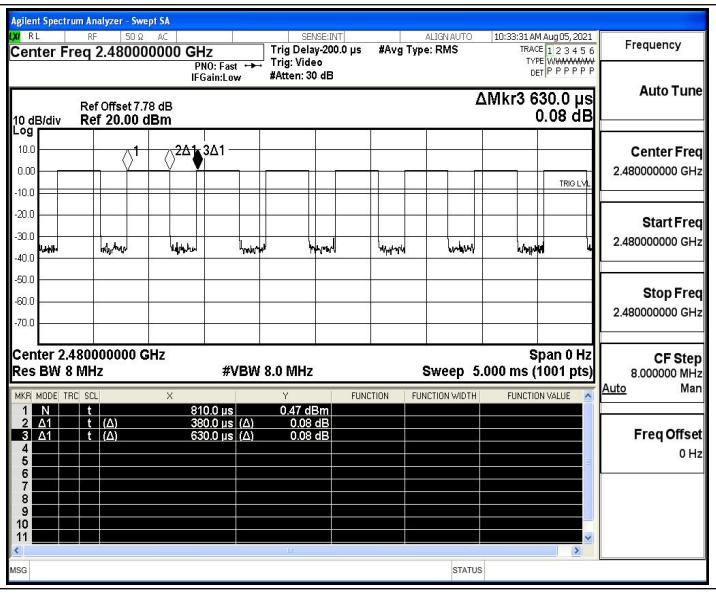
Agilent Spectrum Analyzer - Swept SA
Center Freq 2.480000000 GHz
Trig Delay-200.0 µs
#Avg Type: RMS
Trig: Video
#Atten: 30 dB
PNO: Fast
IFGain:Low
10:33:31 AM Aug 05, 2021
Ref Offset 7.78 dB
10 dB/div
Ref 20.00 dBm
Log
ΔMkr3 630.0 µs
0.08 dB
Center 2.480000000 GHz
Span 0 Hz
Res BW 8 MHz
#VBW 8.0 MHz
Sweep 5.000 ms (1001 pts)
1 N t 810.0 µs 0.47 dBm
2 Δ1 t (Δ) 380.0 µs (Δ) 0.08 dB
3 Δ1 t (Δ) 630.0 µs (Δ) 0.08 dB
Frequency
Auto Tune
Center Freq
2.480000000 GHz
Start Freq
2.480000000 GHz
Stop Freq
2.480000000 GHz
CF Step
8.000000 MHz
Auto
Man
Freq Offset
0 Hz

A.7 Emissions in Restricted Bands

Test Result

TestMode	Antenna	ChName	Channel	Detector	Freq. [MHz]	Result [dBm]	Limit [dBm]	Result [dBuV/m]	Limit [dBuV/m]	Verdict
BLE_1M	Ant1	Low	2402	AV	2310.000	-48.47	≤-41.20	46.73	≤54	PASS
				AV	2364.050	-47.77	≤-41.20	47.43	≤54	PASS
				AV	2390.000	-48.24	≤-41.20	46.96	≤54	PASS
				Peak	2310.000	-40.6	≤-21.20	54.60	≤74	PASS
				Peak	2359.010	-38.25	≤-21.20	56.95	≤74	PASS
				Peak	2390.000	-42.09	≤-21.20	53.11	≤74	PASS
		High	2480	AV	2483.500	-47.32	≤-41.20	47.88	≤54	PASS
				AV	2491.040	-47.3	≤-41.20	47.90	≤54	PASS
				AV	2500.000	-47.63	≤-41.20	47.57	≤54	PASS
				Peak	2483.500	-40.98	≤-21.20	54.22	≤74	PASS
				Peak	2490.640	-38.95	≤-21.20	56.25	≤74	PASS
				Peak	2500.000	-40.47	≤-21.20	54.73	≤74	PASS

Note：

1. The Antenna Gain is compensated in the graph.
2. The limit in dBm for average detector is conversion from 54dBuV/m, according to 15.209(a). The limit in dBm for peak detector is 20dB above the limit of average detector in dBm.

Test Graphs

BLE_1M_Ant1_Low_2402_AV

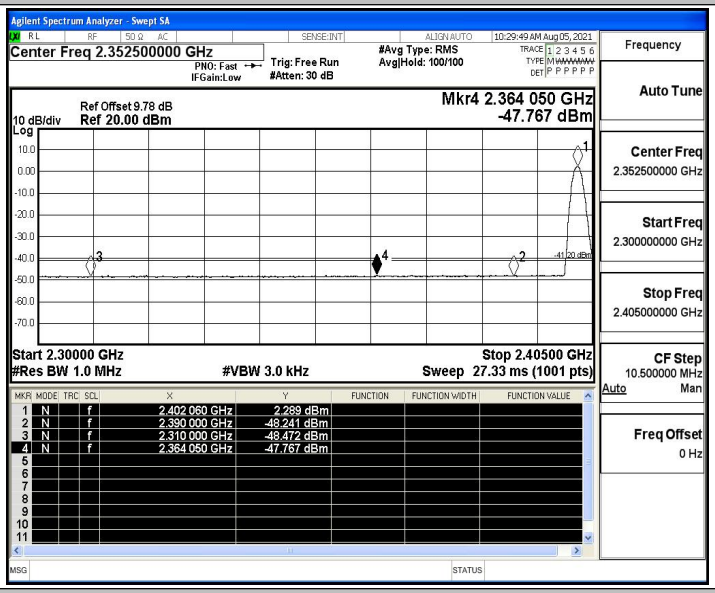

BLE_1M_Ant1_Low_2402_Peak

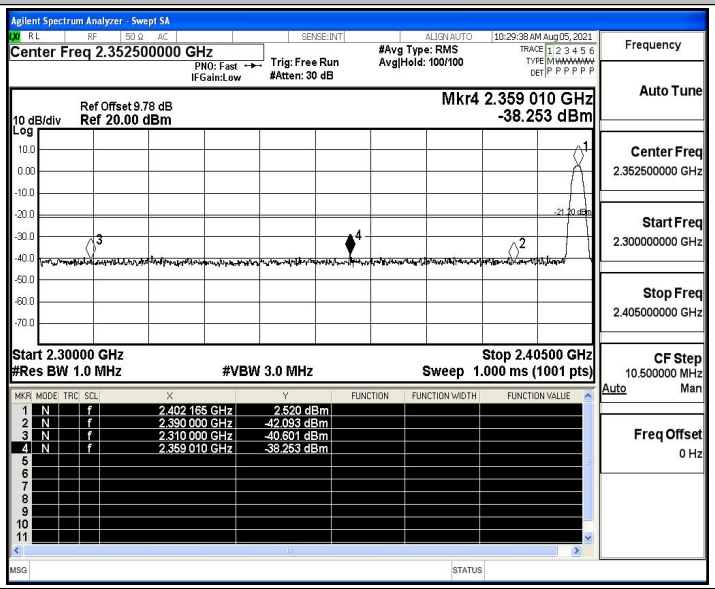

BLE_1M_Ant1_High_2480_AV

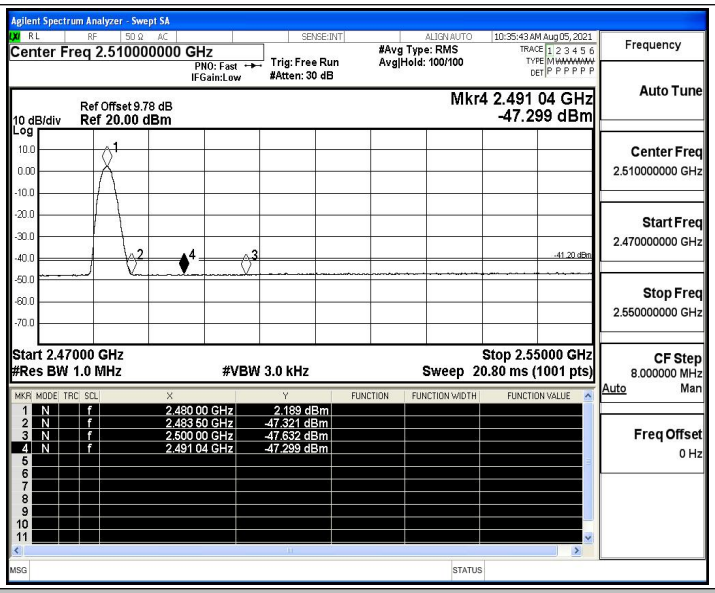
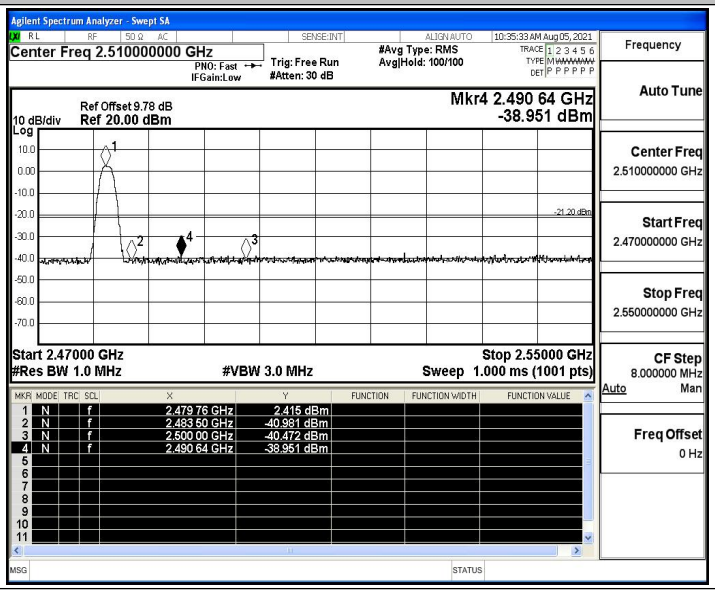
BLE_1M_Ant1_High_2480_Peak