5.1.1.5.2.2 Test RB=75RB

5.1.1.6 Test Mode = LTE/TM2 15MHz

5.1.1.6.1 Test Channel = LCH

5.1.1.6.1.1 Test RB=1RB

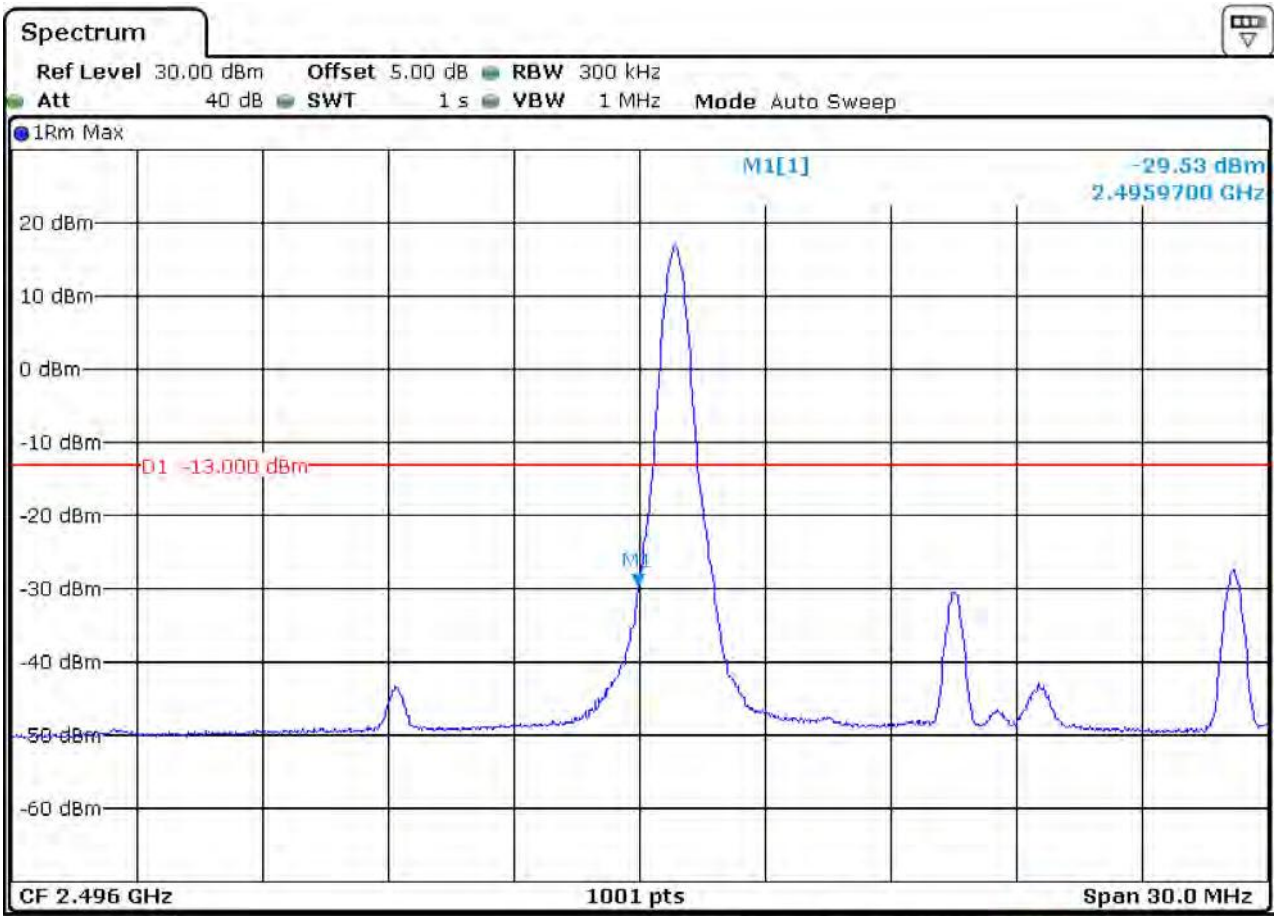

5.1.1.6.1.2 Test RB=75RB

5.1.1.6.2 Test Channel = HCH

5.1.1.6.2.1 Test RB=1RB

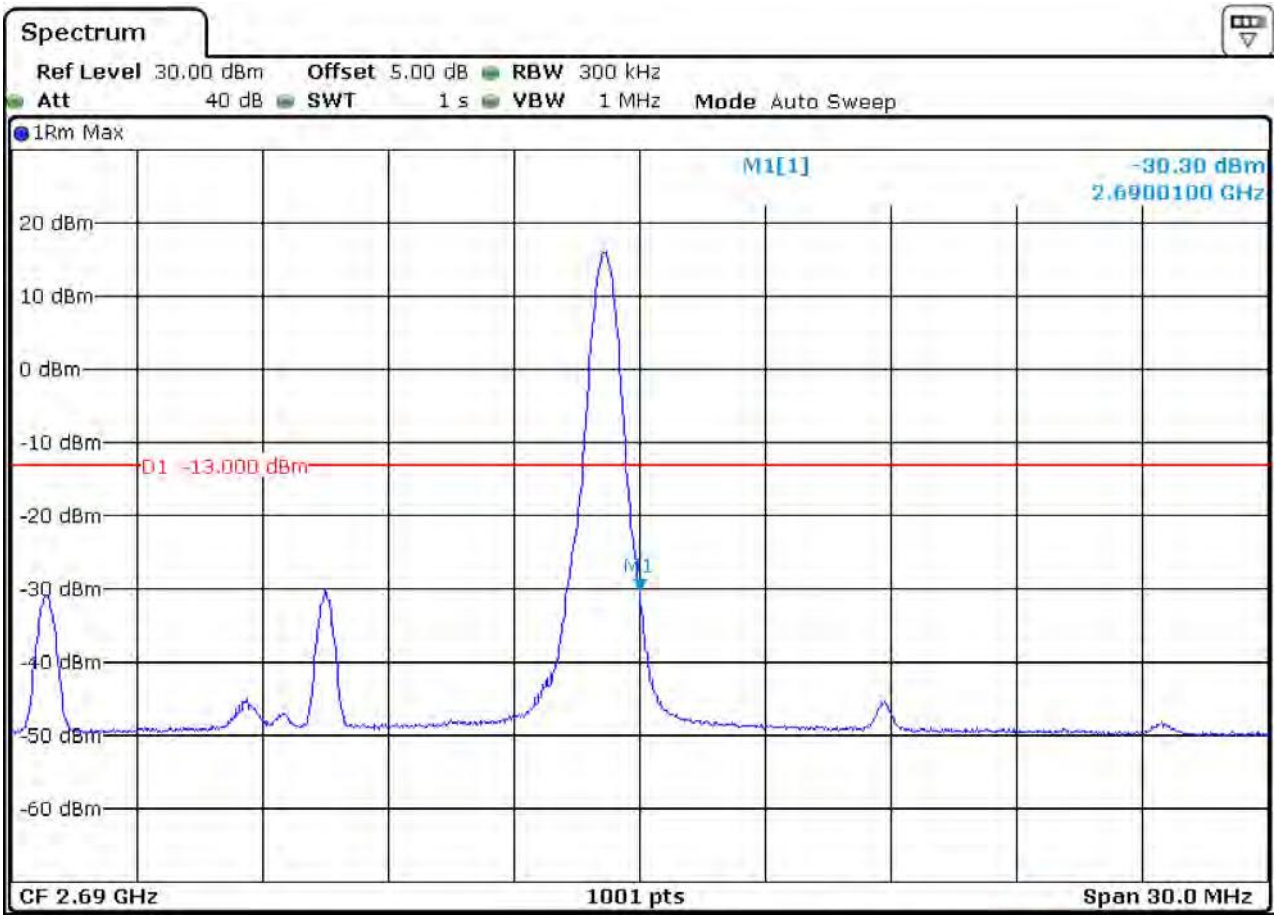

5.1.1.6.2.2 Test RB=75RB

5.1.1.7 Test Mode = LTE/TM1 20MHz

5.1.1.7.1 Test Channel = LCH

5.1.1.7.1.1 Test RB=1RB

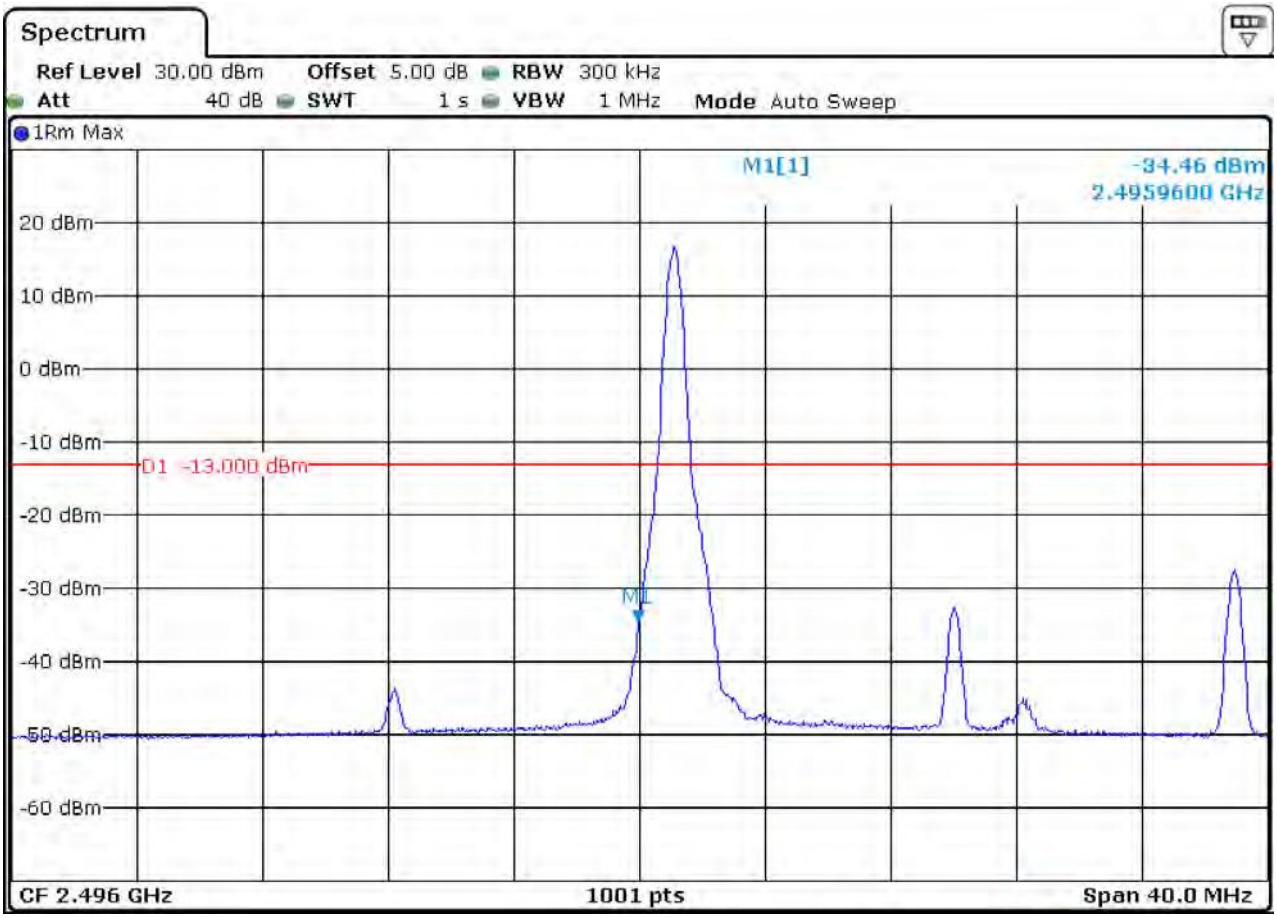

5.1.1.7.1.2 Test RB=100RB

5.1.1.7.2 Test Channel = HCH

5.1.1.7.2.1 Test RB=1RB

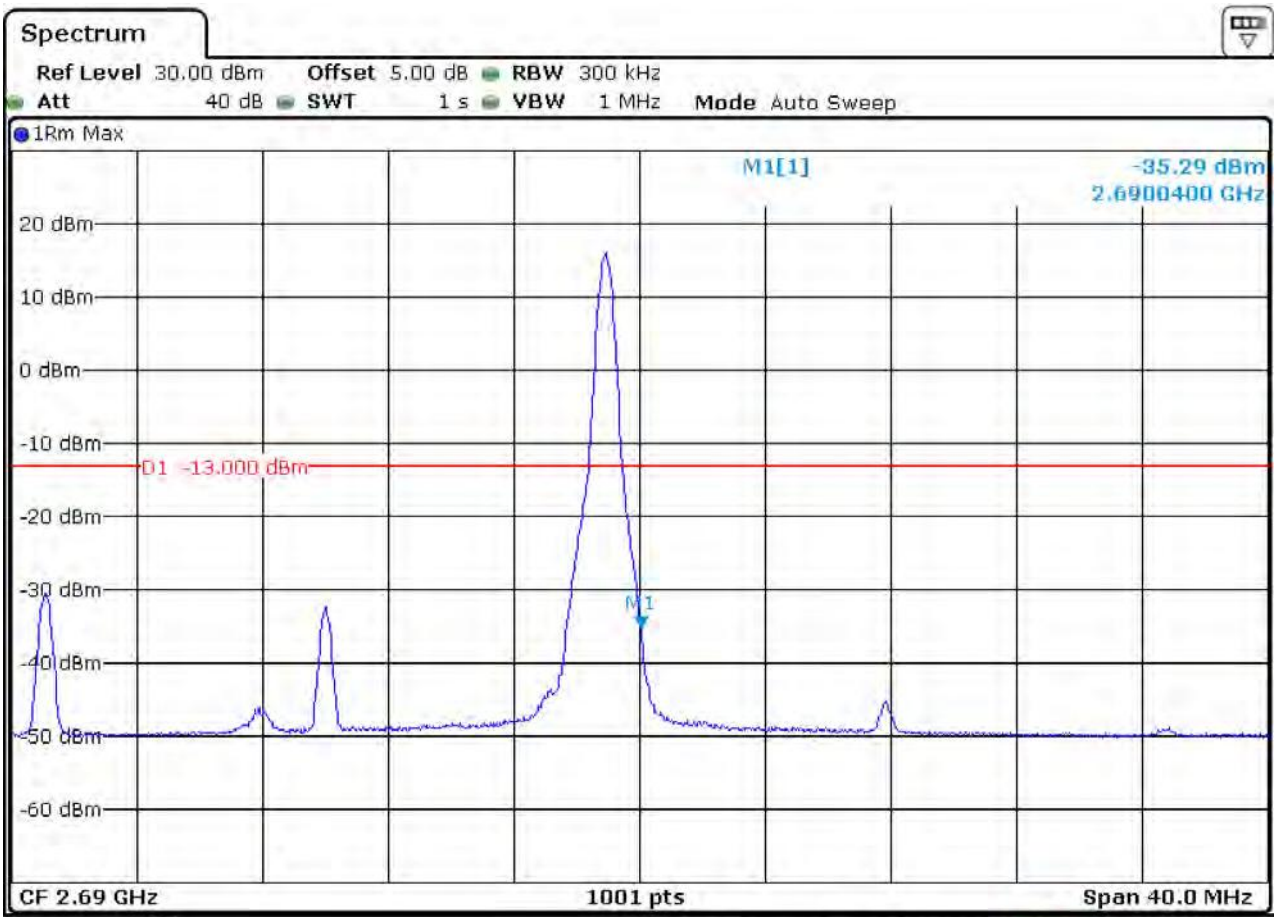

5.1.1.7.2.2 Test RB=100RB

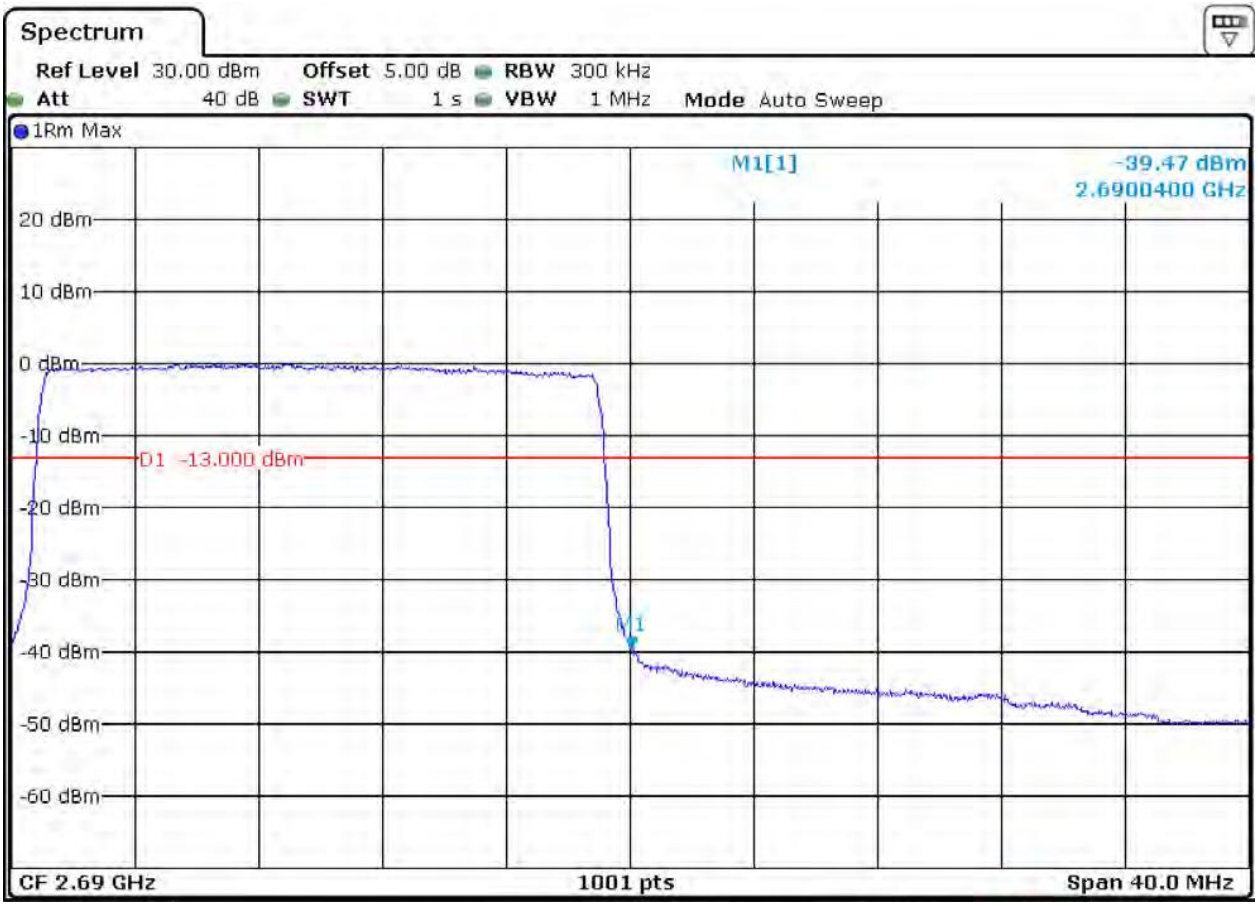

5.1.1.8 Test Mode = LTE/TM2 20MHz

5.1.1.8.1 Test Channel = LCH

5.1.1.8.1.1 Test RB=1RB

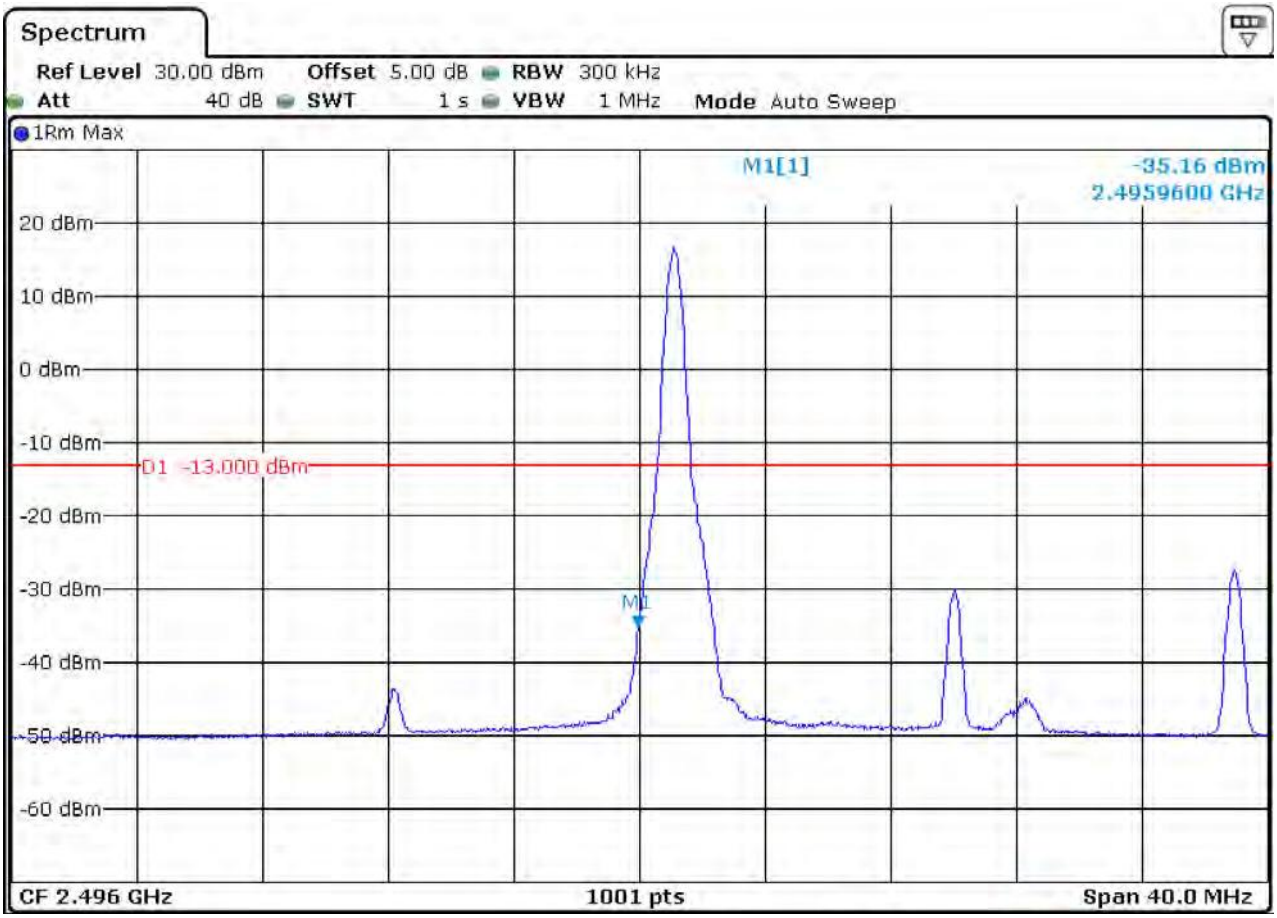

5.1.1.8.1.2 Test RB=100RB

5.1.1.8.2 Test Channel = HCH

5.1.1.8.2.1 Test RB=1RB

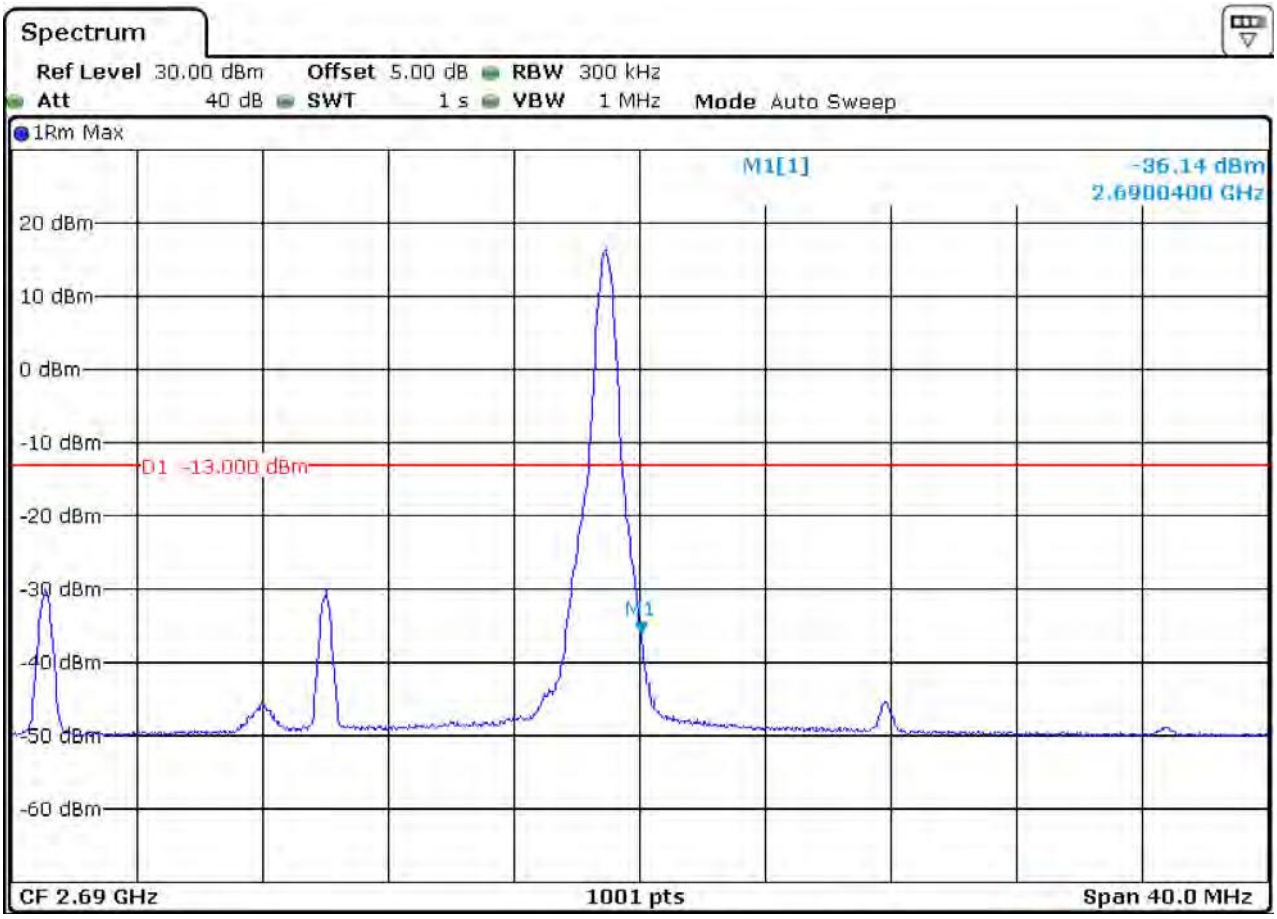

5.1.1.8.2.2 Test RB=100RB

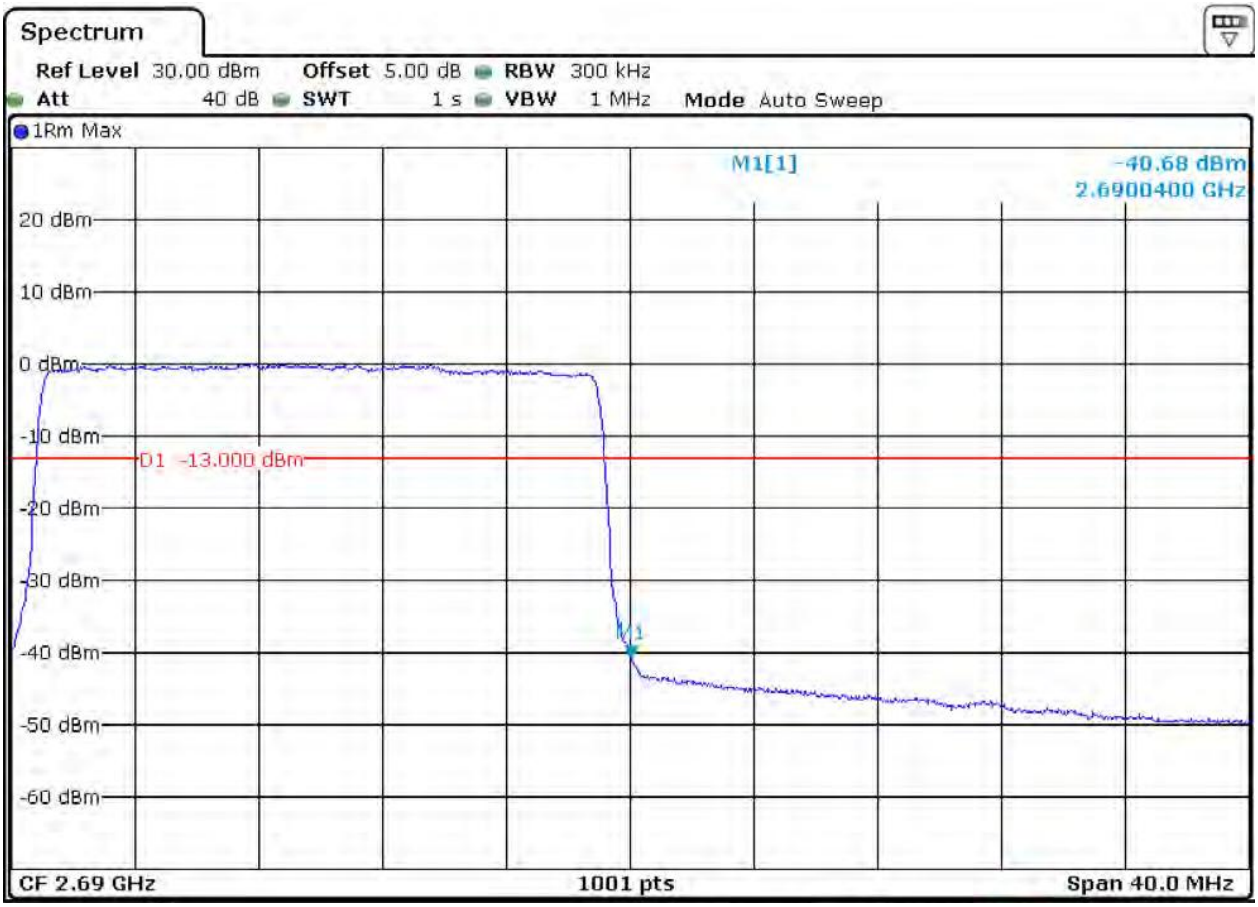

6 Spurious Emission at Antenna Terminal

NOTE: For the averaged unwanted emissions measurements, the measurement points in each sweep is greater than twice the Span/RBW in order to ensure bin-to-bin spacing of < RBW/2 so that narrowband signals are not lost between frequency bins. As to the present test item, the "Measurement Points = k * (Span / RBW)" with k between 4 and 5, which results in an acceptable level error of less than 0.5 dB.

Part I - Test Plots

6.1 For LTE

6.1.1 Test Band = LTE band41

6.1.1.1 Test Mode = LTE / TM1 5MHz RB1#0

6.1.1.1.1 Test Channel = LCH

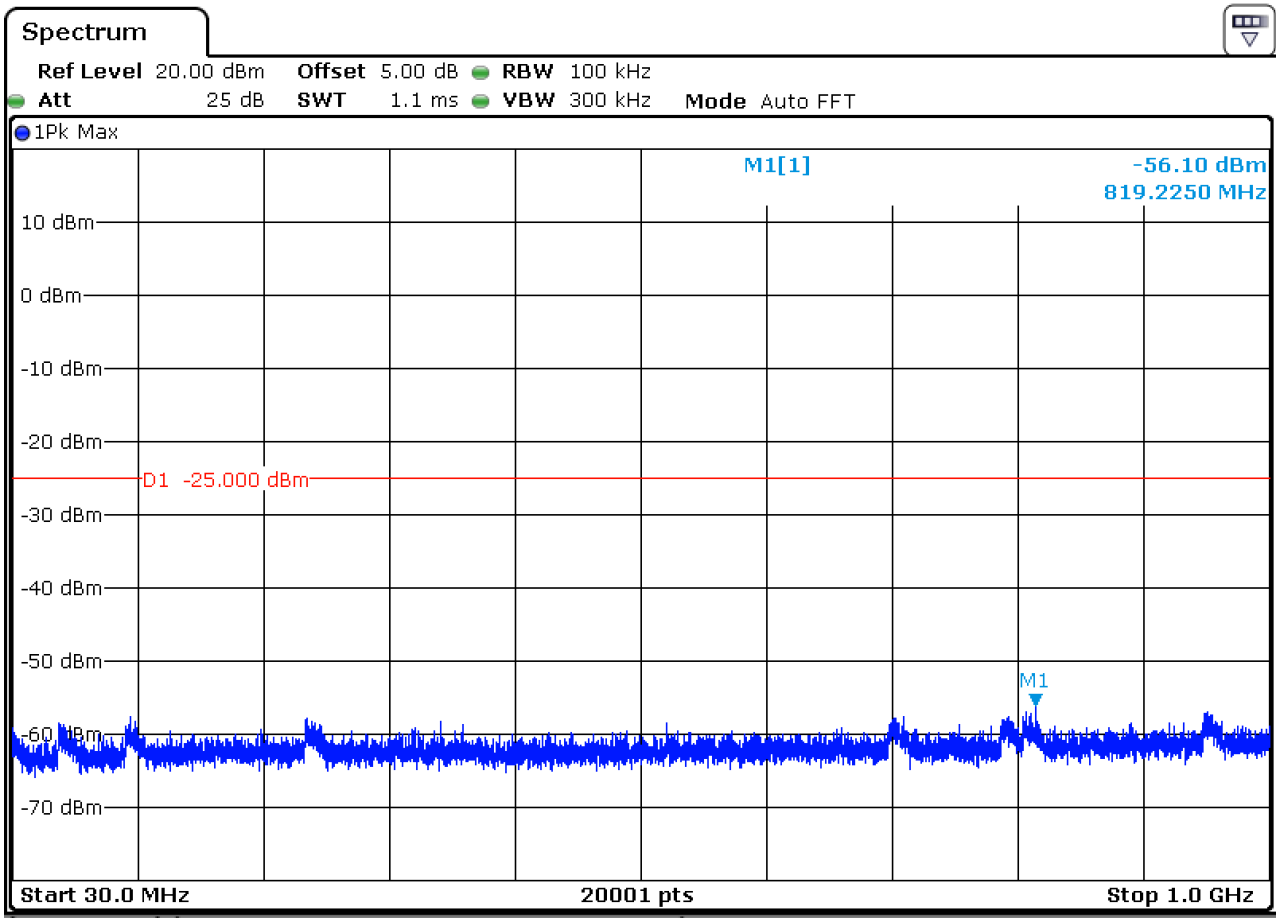

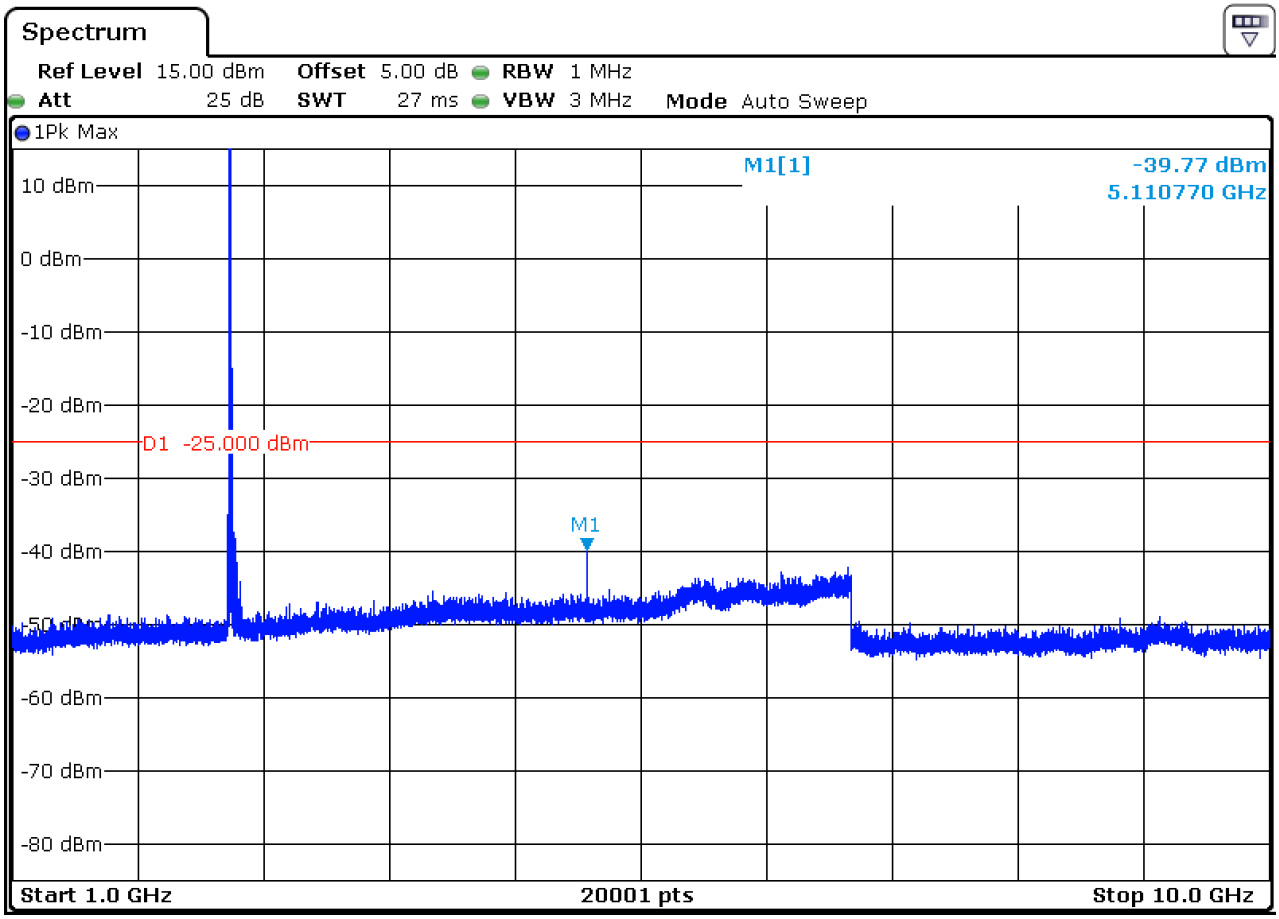
Spectrum
Ref Level 15.00 dBm Offset 5.00 dB RBW 1 MHz
Att 25 dB SWT 27 ms VBW 3 MHz Mode Auto Sweep
1Pk Max
M1[1] -39.77 dBm
5.110770 GHz
10 dBm
0 dBm
-10 dBm
-20 dBm
D1 -25.000 dBm
-30 dBm
M1
-40 dBm
-50 dBm
-60 dBm
-70 dBm
-80 dBm
Start 1.0 GHz
20001 pts
Stop 10.0 GHz

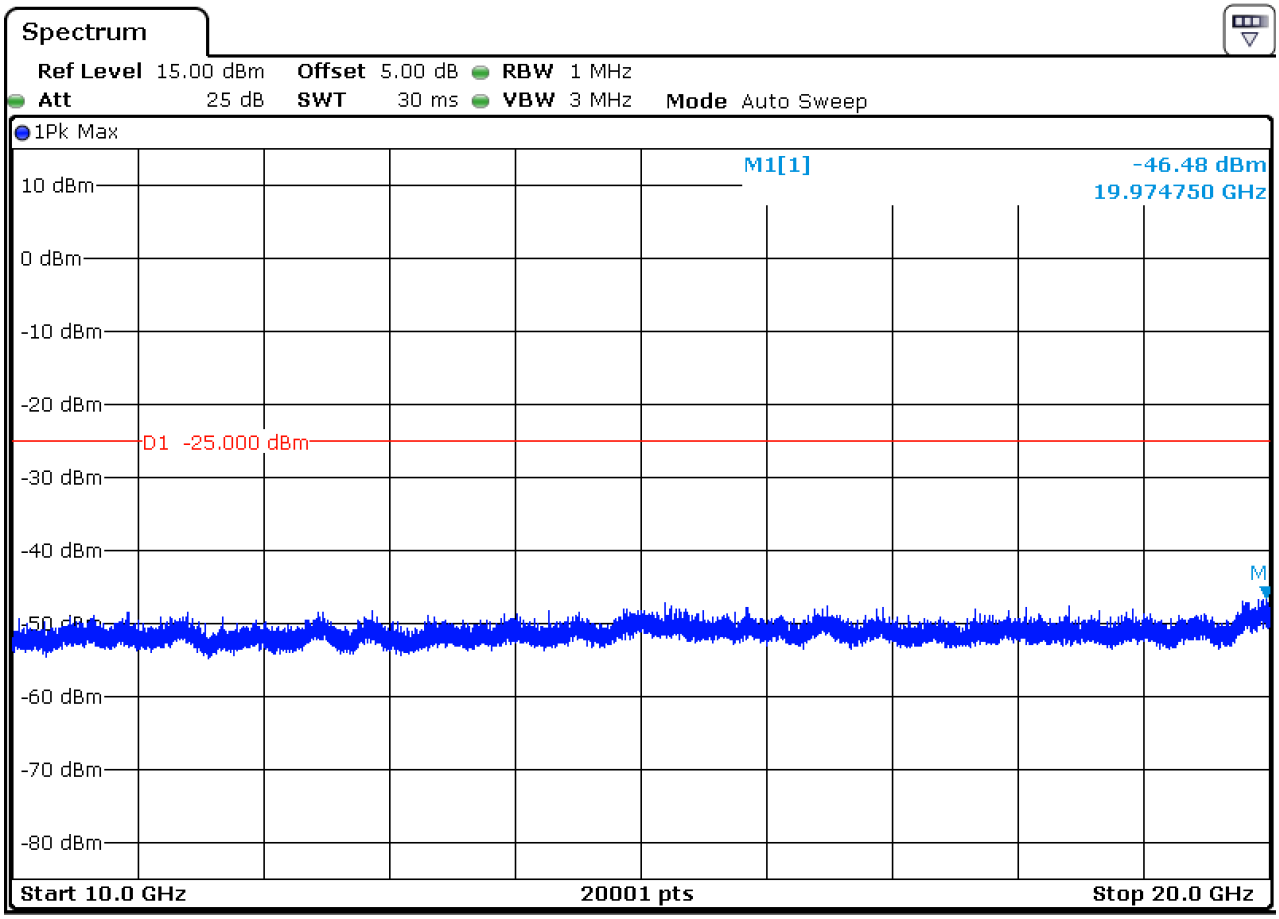
Spectrum
Ref Level 15.00 dBm Offset 5.00 dB RBW 1 MHz
Att 25 dB SWT 30 ms VBW 3 MHz Mode Auto Sweep
1Pk Max
M1[1] -46.48 dBm
19.974750 GHz
10 dBm
0 dBm
-10 dBm
-20 dBm
D1 -25.000 dBm
-30 dBm
-40 dBm
M
-50 dBm
-60 dBm
-70 dBm
-80 dBm
Start 10.0 GHz
20001 pts
Stop 20.0 GHz

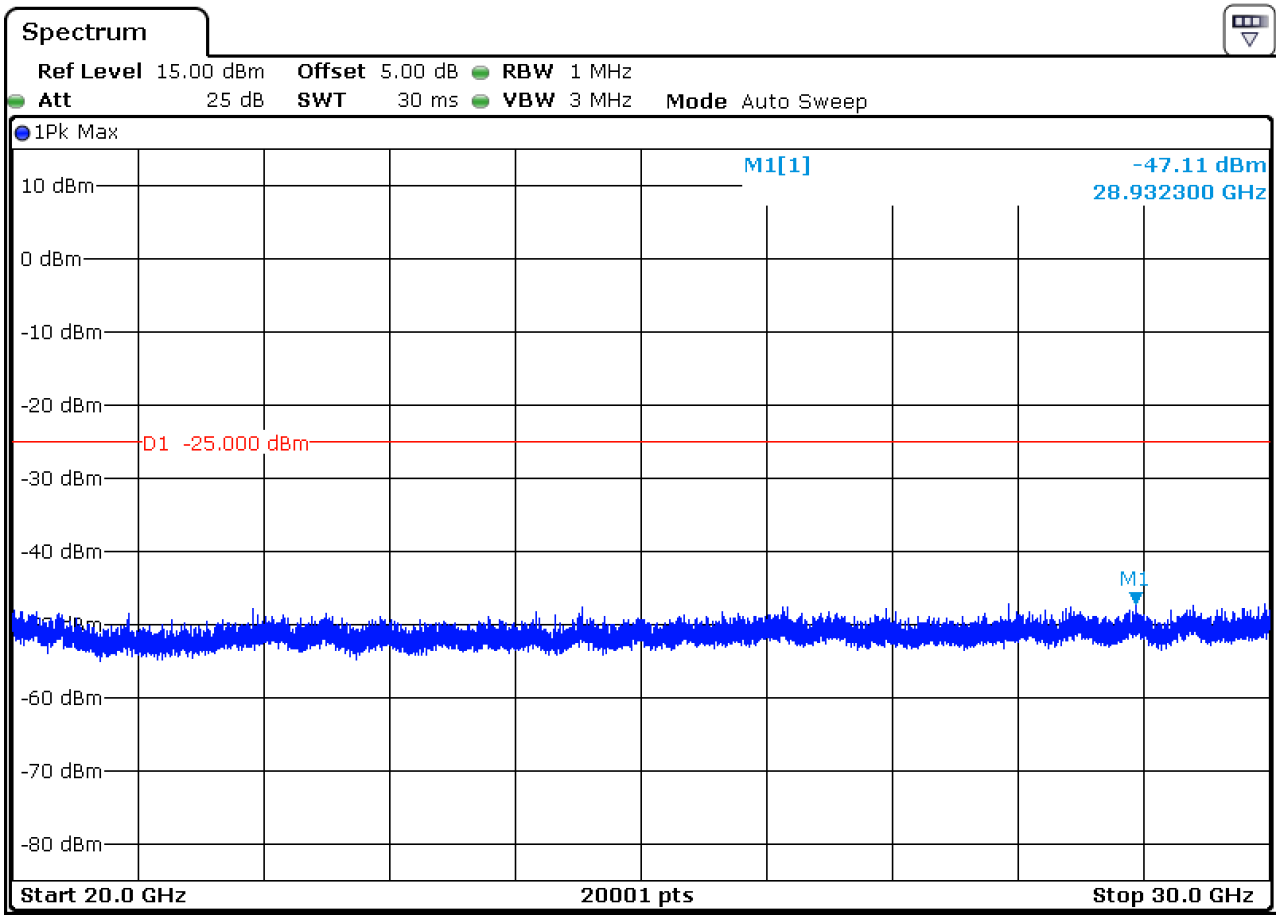
Spectrum
Ref Level 15.00 dBm Offset 5.00 dB RBW 1 MHz
Att 25 dB SWT 30 ms VBW 3 MHz Mode Auto Sweep
1Pk Max
M1[1] -47.11 dBm
28.932300 GHz
10 dBm
0 dBm
-10 dBm
-20 dBm
D1 -25.000 dBm
-30 dBm
-40 dBm
M1
-50 dBm
-60 dBm
-70 dBm
-80 dBm
Start 20.0 GHz
20001 pts
Stop 30.0 GHz

6.1.1.1.2 Test Channel = MCH

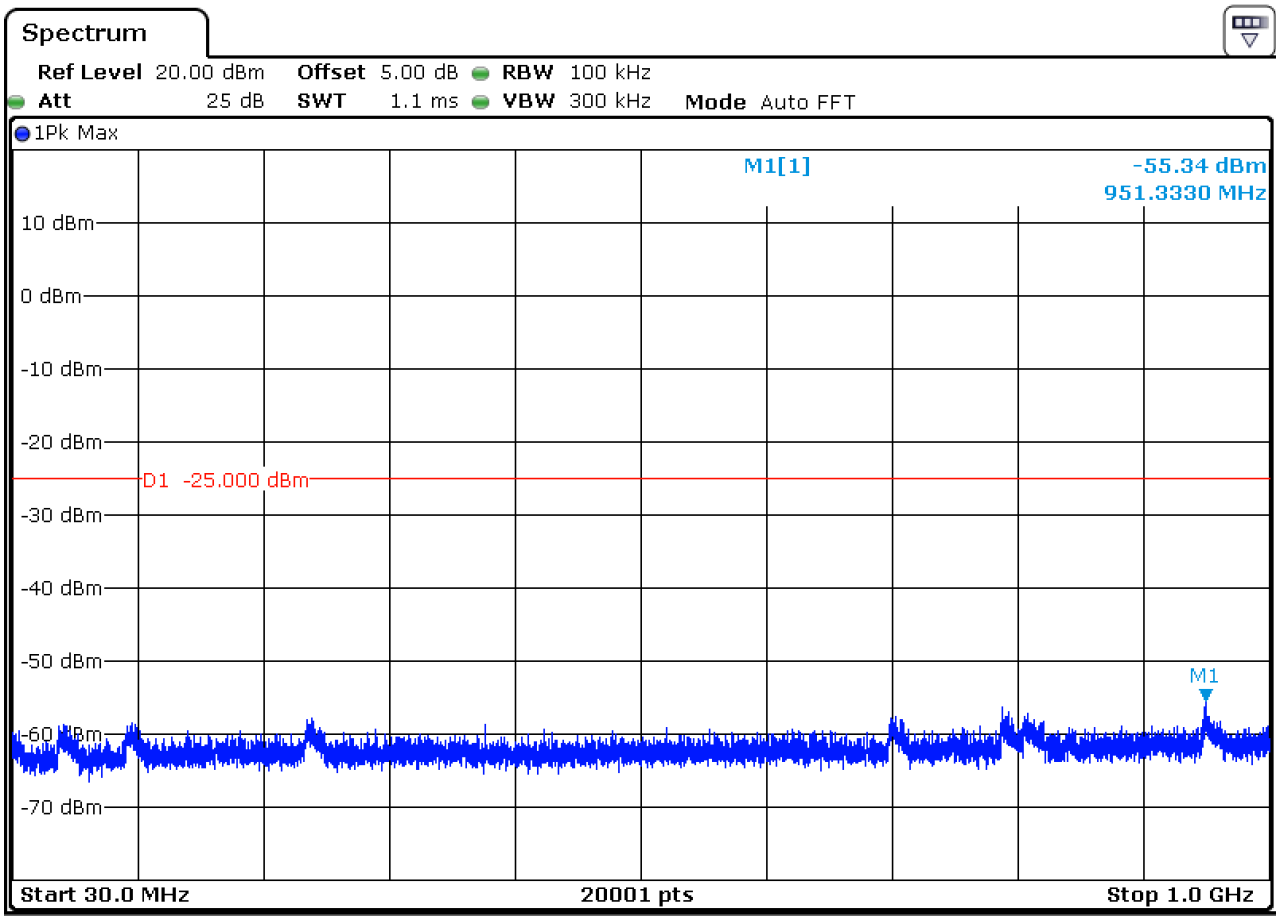

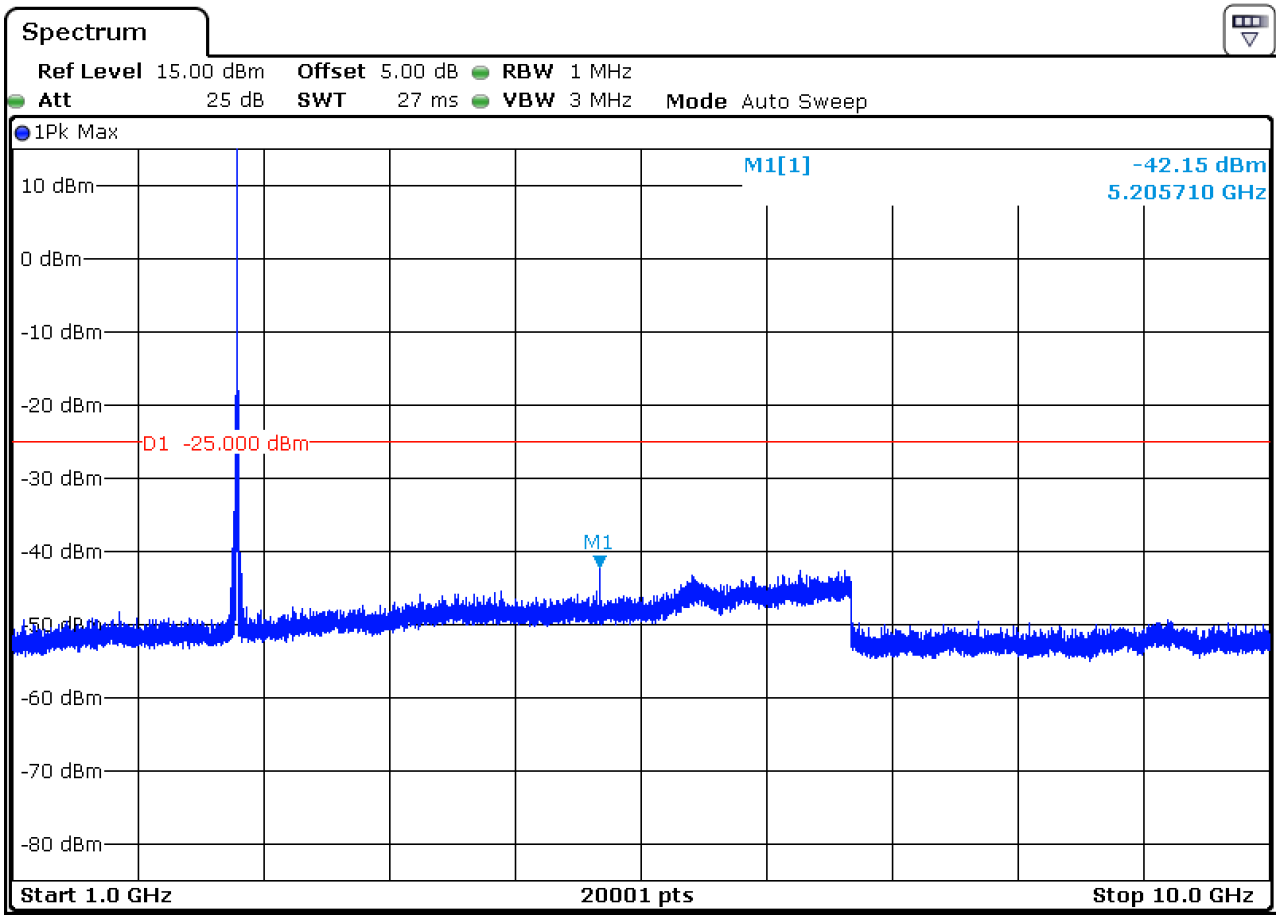
Spectrum
Ref Level 15.00 dBm Offset 5.00 dB RBW 1 MHz
Att 25 dB SWT 27 ms VBW 3 MHz Mode Auto Sweep
1Pk Max
M1[1] -42.15 dBm
5.205710 GHz
10 dBm
0 dBm
-10 dBm
-20 dBm
D1 -25.000 dBm
-30 dBm
-40 dBm
M1
-50 dBm
-60 dBm
-70 dBm
-80 dBm
Start 1.0 GHz
20001 pts
Stop 10.0 GHz

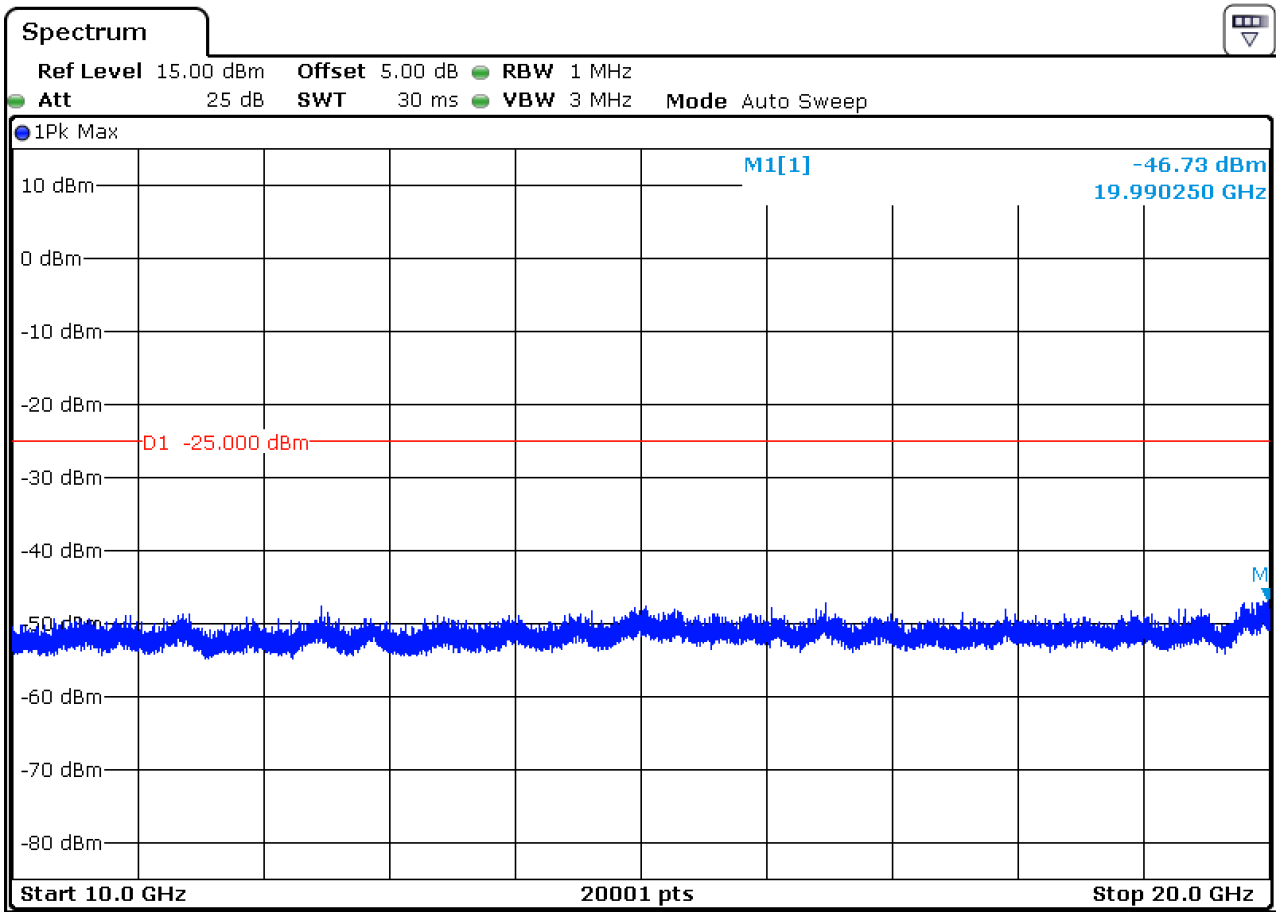
Spectrum
Ref Level 15.00 dBm Offset 5.00 dB RBW 1 MHz
Att 25 dB SWT 30 ms VBW 3 MHz Mode Auto Sweep
1Pk Max
M1[1] -46.73 dBm
19.990250 GHz
10 dBm
0 dBm
-10 dBm
-20 dBm
D1 -25.000 dBm
-30 dBm
-40 dBm
M
-50 dBm
-60 dBm
-70 dBm
-80 dBm
Start 10.0 GHz
20001 pts
Stop 20.0 GHz

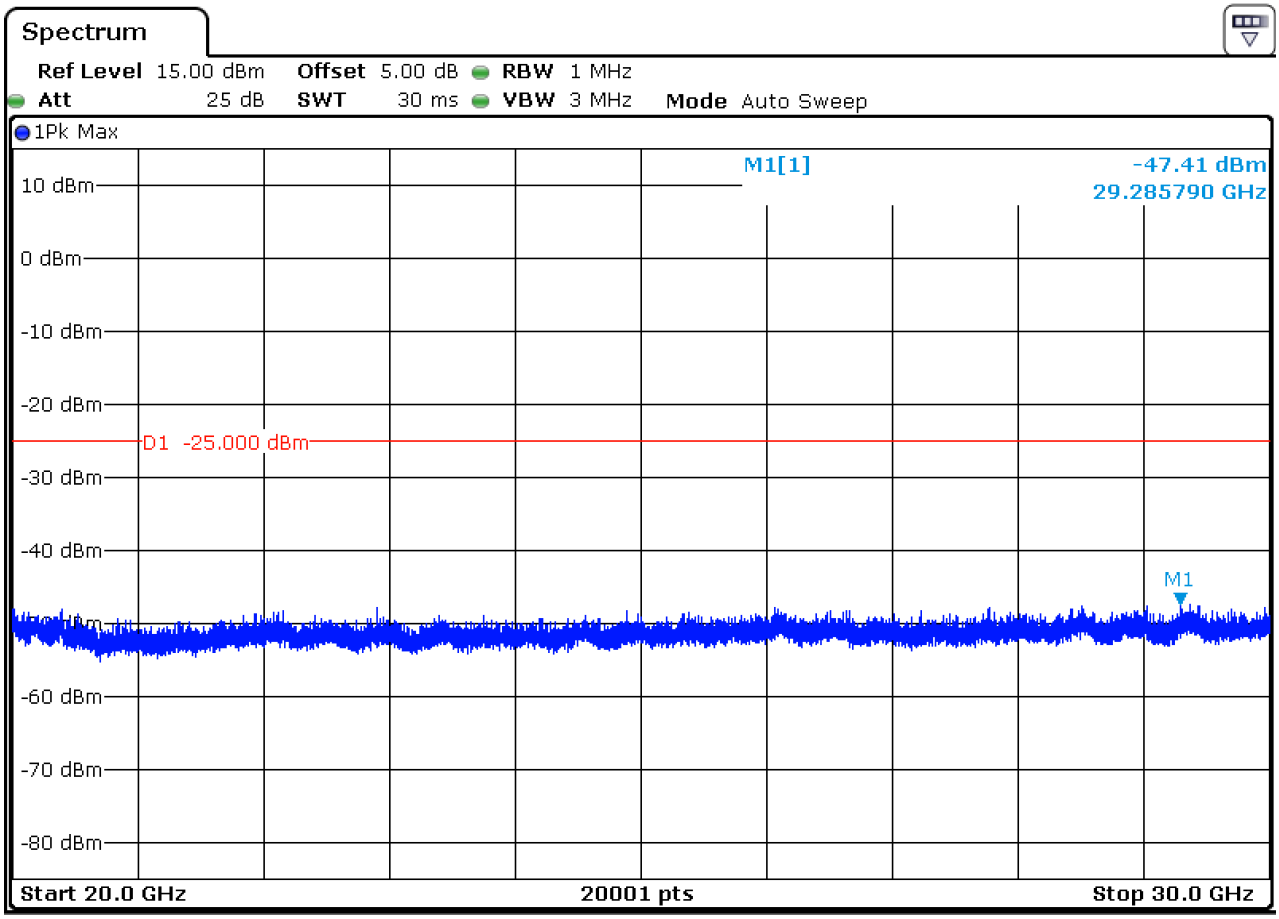
Spectrum
Ref Level 15.00 dBm Offset 5.00 dB RBW 1 MHz
Att 25 dB SWT 30 ms VBW 3 MHz Mode Auto Sweep
1Pk Max
M1[1] -47.41 dBm
29.285790 GHz
10 dBm
0 dBm
-10 dBm
-20 dBm
D1 -25.000 dBm
-30 dBm
-40 dBm
M1
-60 dBm
-70 dBm
-80 dBm
Start 20.0 GHz
20001 pts
Stop 30.0 GHz

6.1.1.1.3 Test Channel = HCH

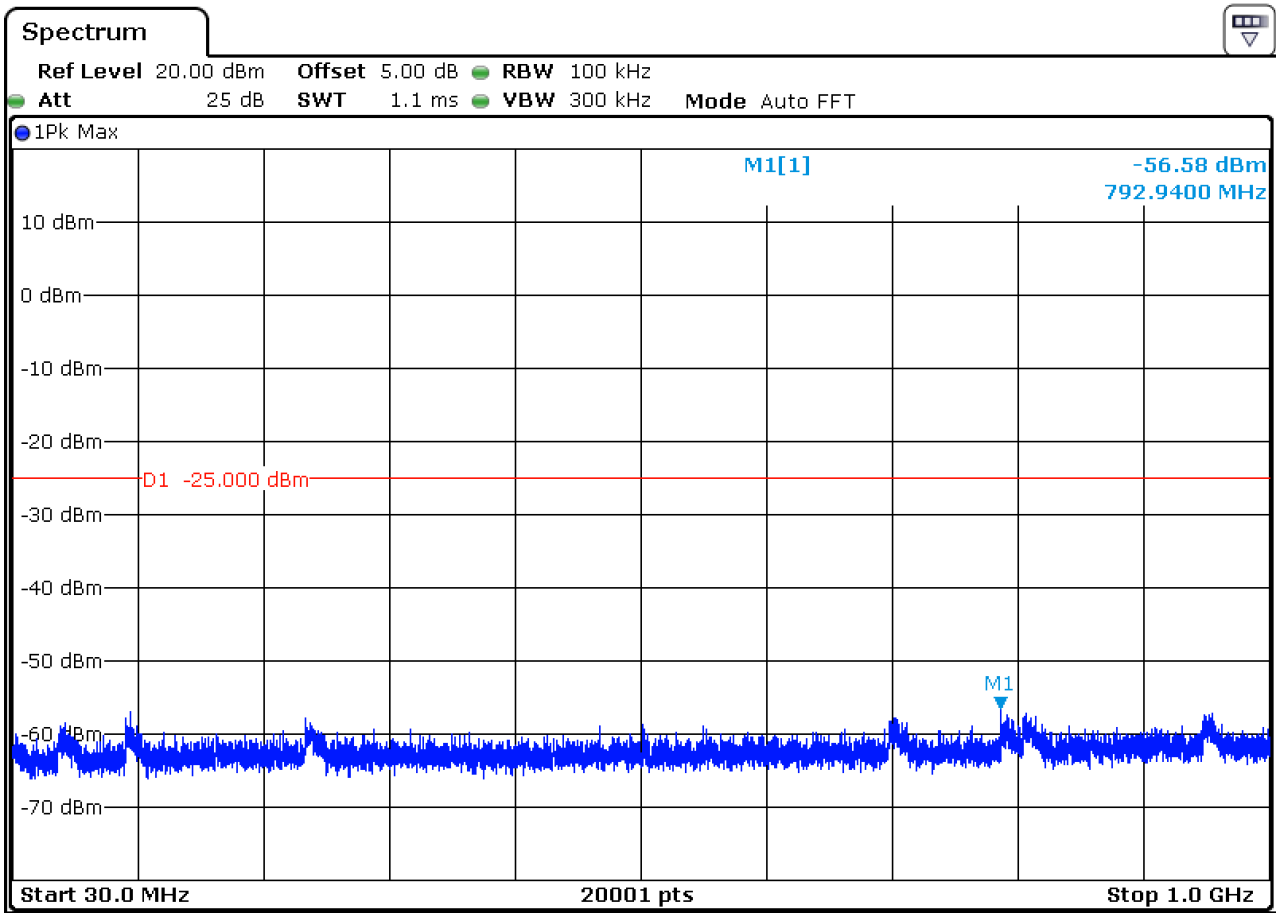

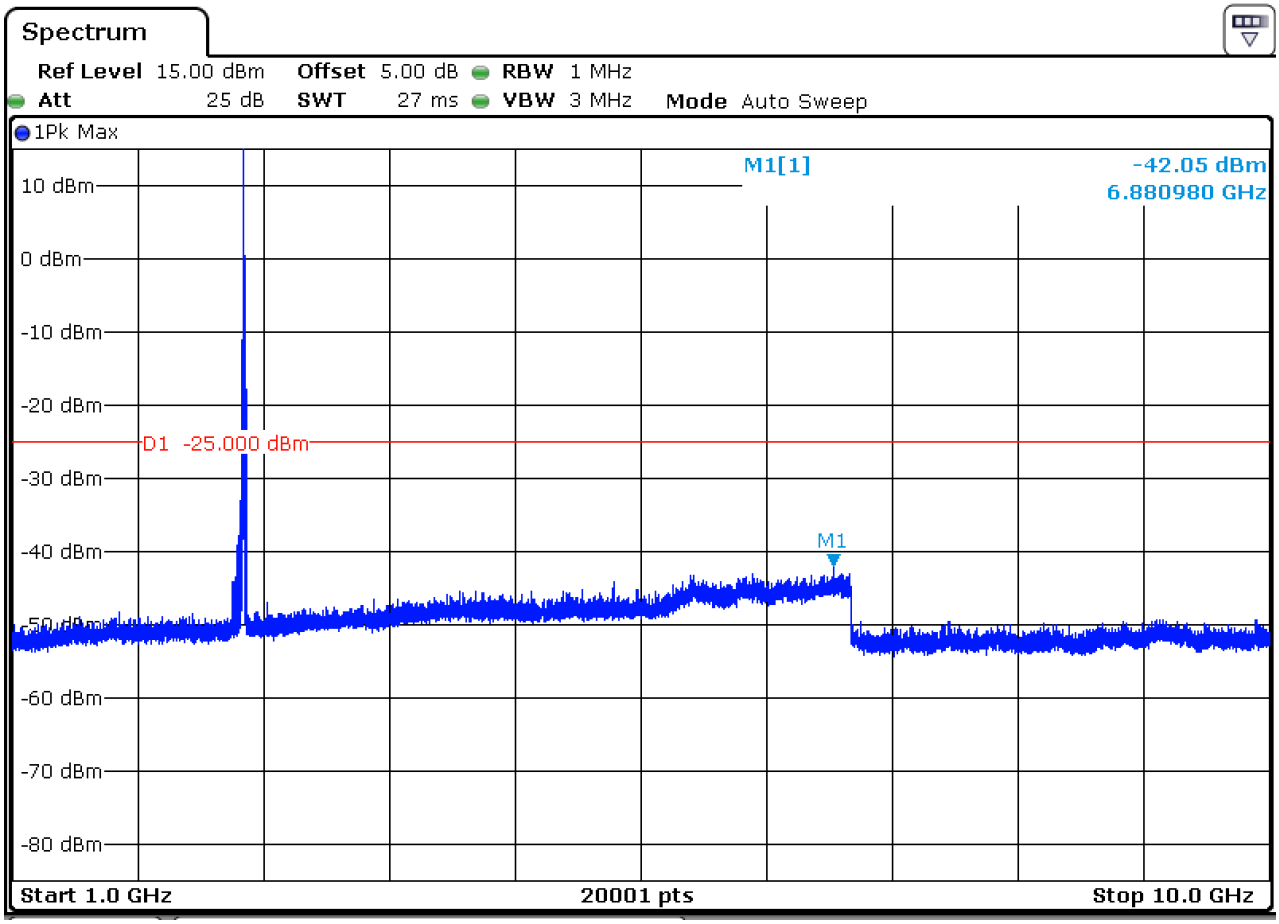
Spectrum
Ref Level 15.00 dBm Offset 5.00 dB RBW 1 MHz
Att 25 dB SWT 27 ms VBW 3 MHz Mode Auto Sweep
1Pk Max
M1[1] -42.05 dBm
6.880980 GHz
10 dBm
0 dBm
-10 dBm
-20 dBm
D1 -25.000 dBm
-30 dBm
-40 dBm
M1
-50 dBm
-60 dBm
-70 dBm
-80 dBm
Start 1.0 GHz
20001 pts
Stop 10.0 GHz

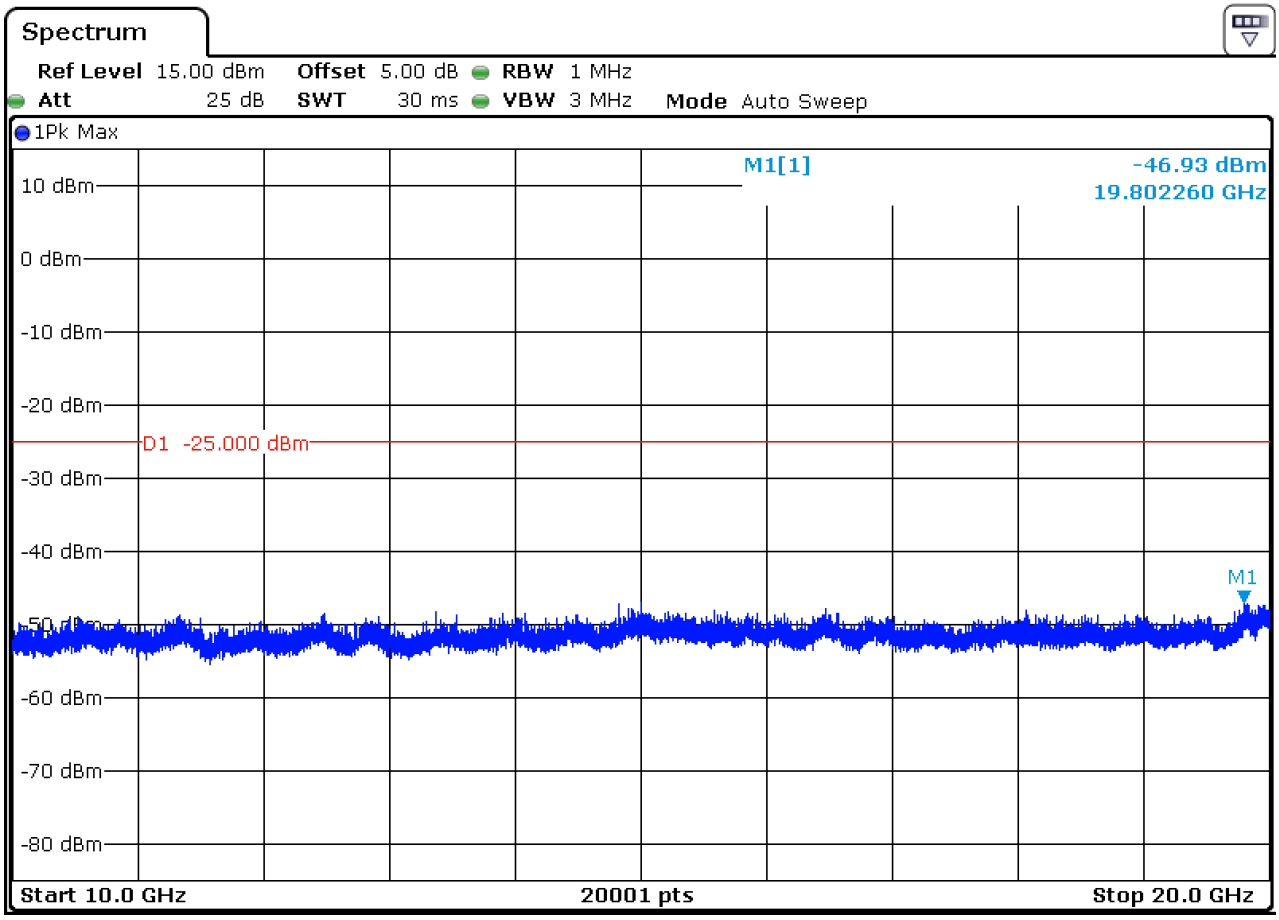
Spectrum
Ref Level 15.00 dBm Offset 5.00 dB RBW 1 MHz
Att 25 dB SWT 30 ms VBW 3 MHz Mode Auto Sweep
1Pk Max
M1[1] -46.93 dBm
19.802260 GHz
10 dBm
0 dBm
-10 dBm
-20 dBm
D1 -25.000 dBm
-30 dBm
-40 dBm
M1
-50 dBm
-60 dBm
-70 dBm
-80 dBm
Start 10.0 GHz
20001 pts
Stop 20.0 GHz

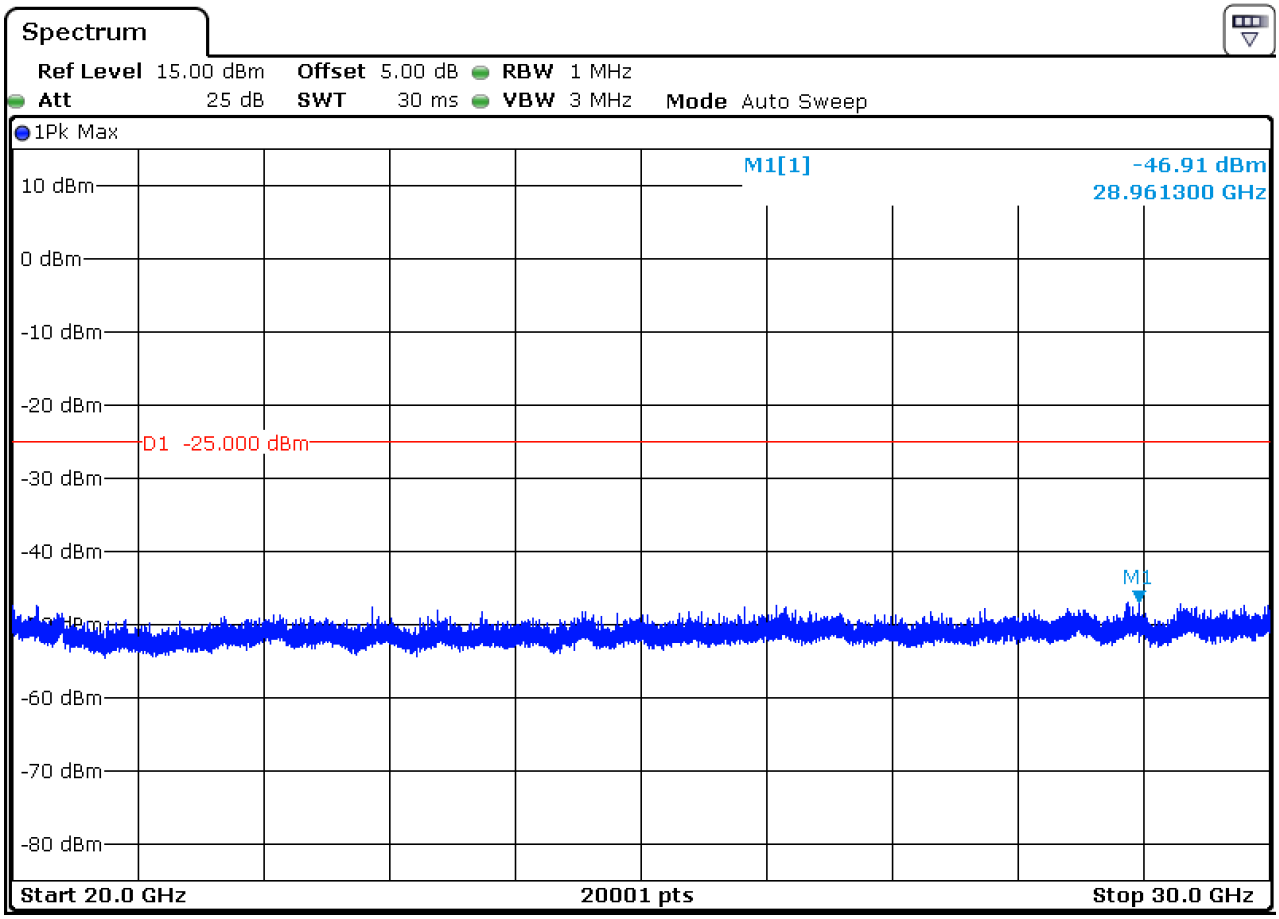
Spectrum
Ref Level 15.00 dBm Offset 5.00 dB RBW 1 MHz
Att 25 dB SWT 30 ms VBW 3 MHz Mode Auto Sweep
1Pk Max
M1[1]
-46.91 dBm
28.961300 GHz
10 dBm
0 dBm
-10 dBm
-20 dBm
D1 -25.000 dBm
-30 dBm
-40 dBm
M1
-50 dBm
-60 dBm
-70 dBm
-80 dBm
Start 20.0 GHz
20001 pts
Stop 30.0 GHz

6.1.1.2 Test Mode = LTE / TM1 10MHz RB1#0

6.1.1.2.1 Test Channel = LCH

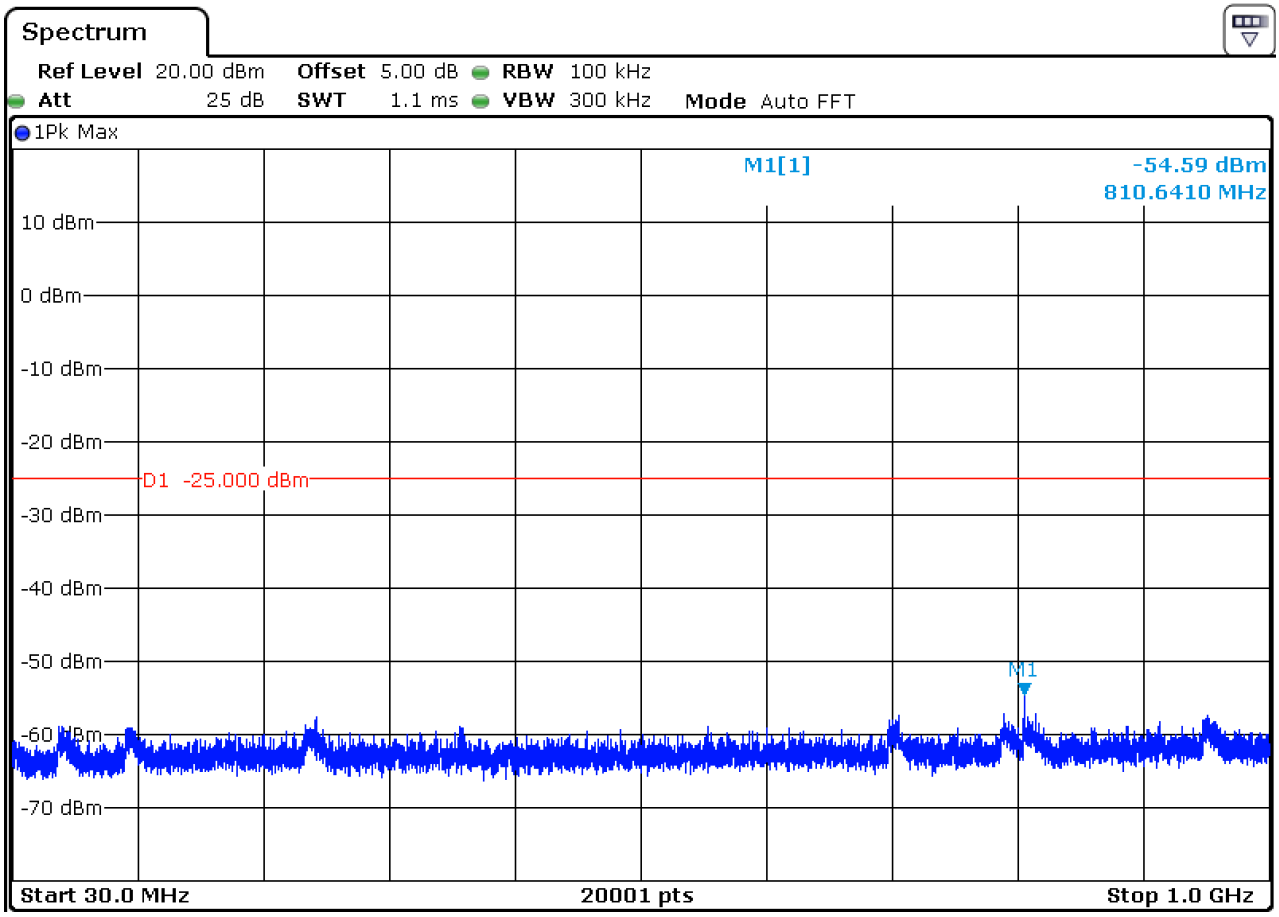

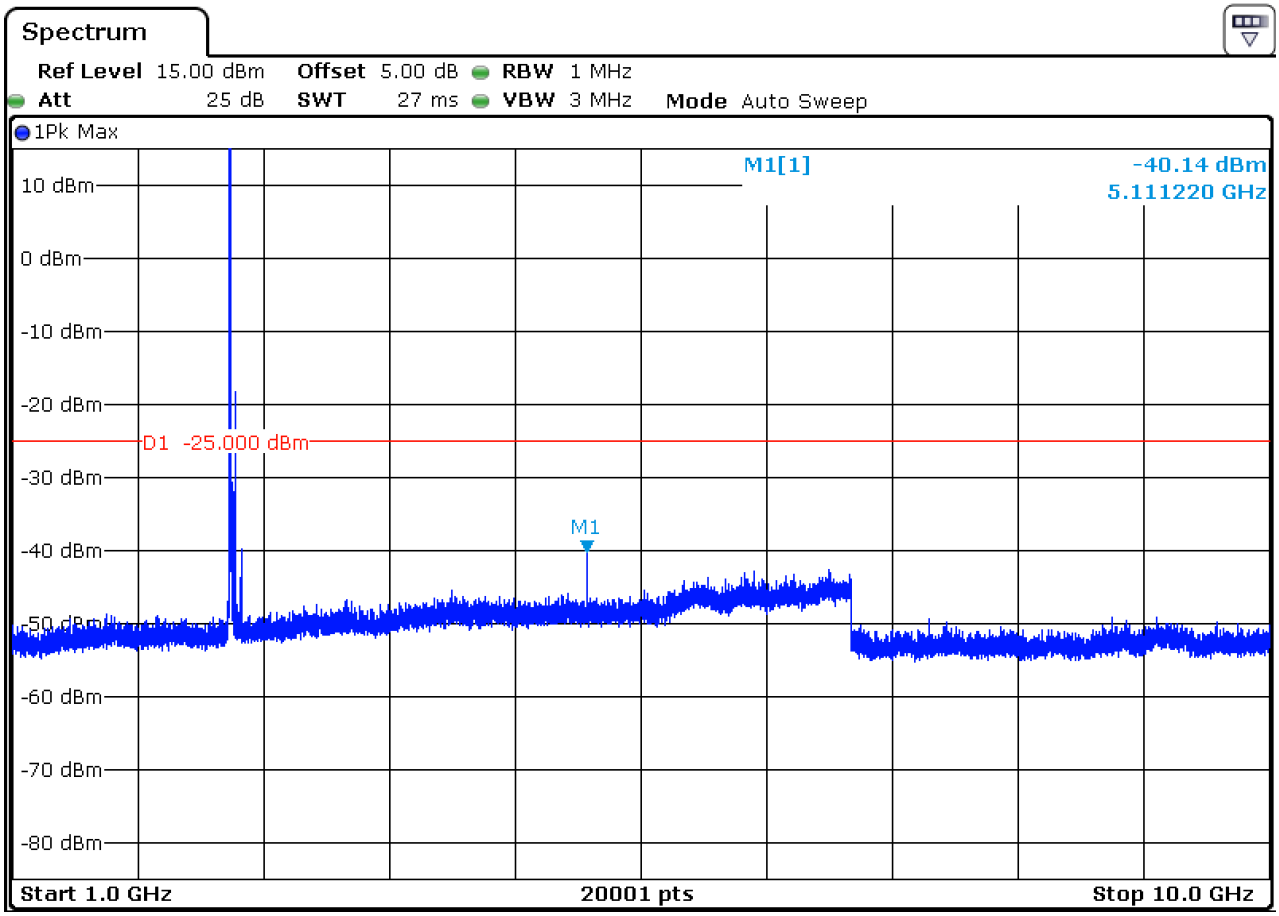
Spectrum
Ref Level 15.00 dBm Offset 5.00 dB RBW 1 MHz
Att 25 dB SWT 27 ms VBW 3 MHz Mode Auto Sweep
1Pk Max
M1[1] -40.14 dBm
5.111220 GHz
10 dBm
0 dBm
-10 dBm
-20 dBm
D1 -25.000 dBm
-30 dBm
-40 dBm
M1
-50 dBm
-60 dBm
-70 dBm
-80 dBm
Start 1.0 GHz
20001 pts
Stop 10.0 GHz

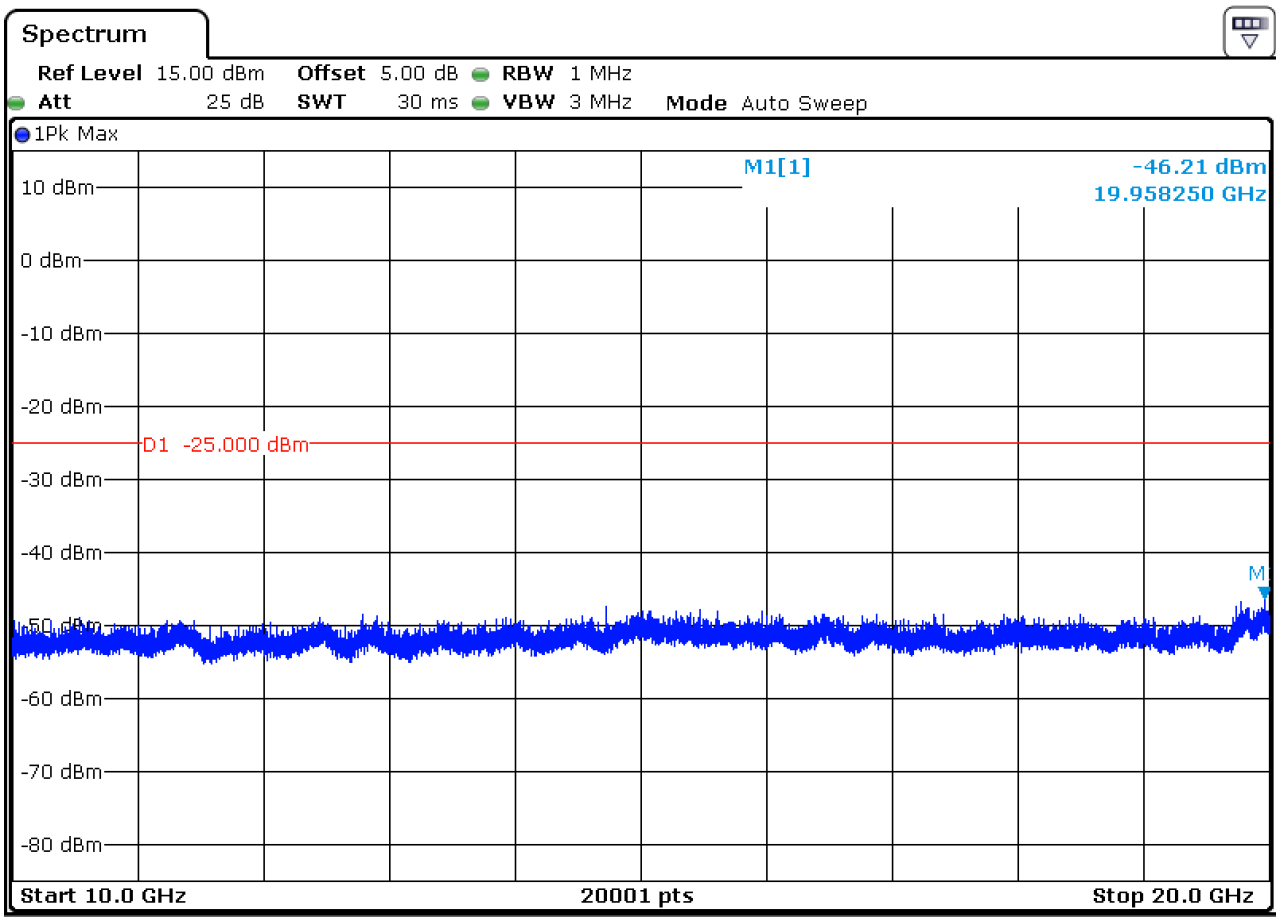
Spectrum
Ref Level 15.00 dBm Offset 5.00 dB RBW 1 MHz
Att 25 dB SWT 30 ms VBW 3 MHz Mode Auto Sweep
1Pk Max
M1[1] -46.21 dBm
19.958250 GHz
10 dBm
0 dBm
-10 dBm
-20 dBm
D1 -25.000 dBm
-30 dBm
-40 dBm
-50 dBm
-60 dBm
-70 dBm
-80 dBm
Start 10.0 GHz
20001 pts
Stop 20.0 GHz

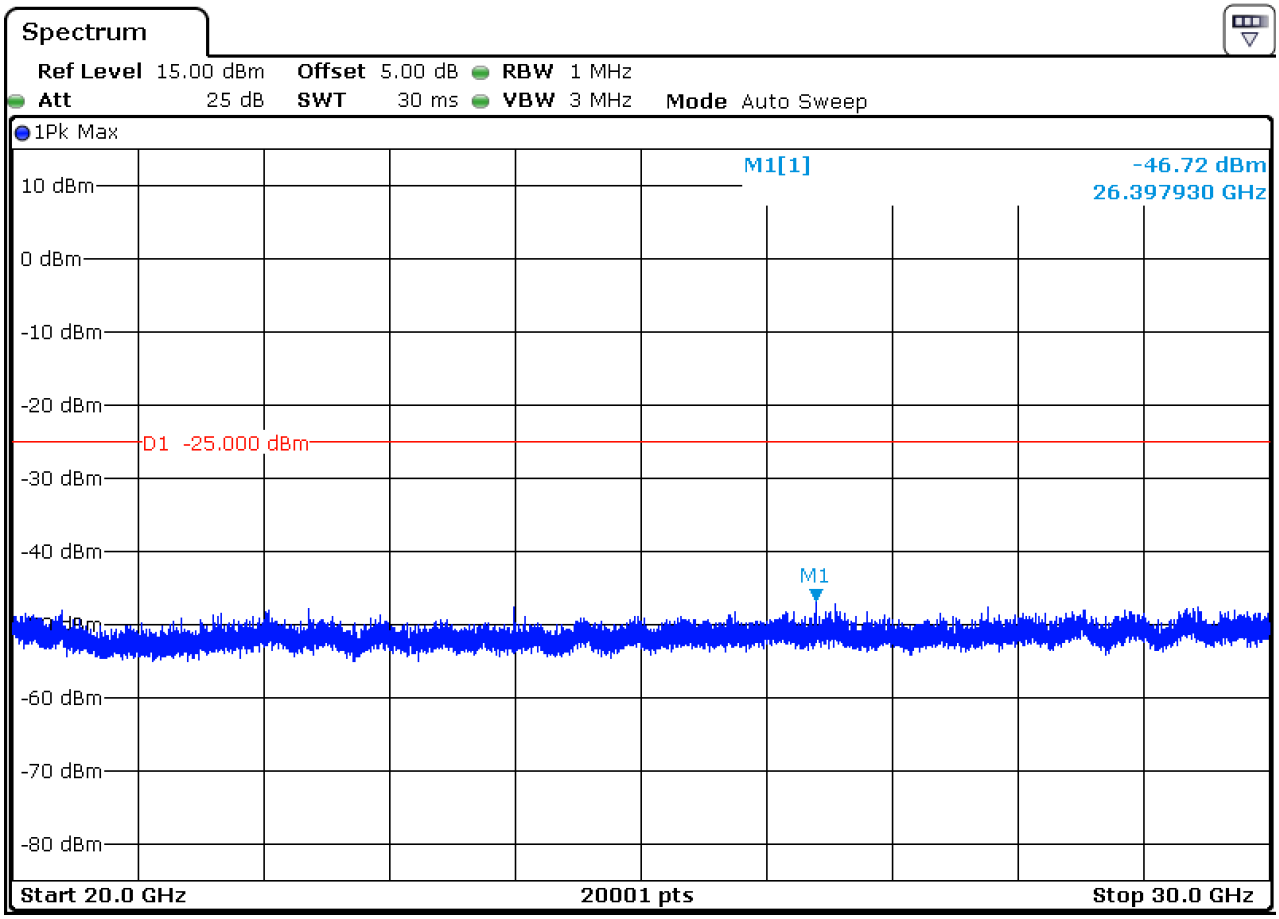
Spectrum
Ref Level 15.00 dBm Offset 5.00 dB RBW 1 MHz
Att 25 dB SWT 30 ms VBW 3 MHz Mode Auto Sweep
1Pk Max
M1[1] -46.72 dBm
26.397930 GHz
10 dBm
0 dBm
-10 dBm
-20 dBm
D1 -25.000 dBm
-30 dBm
-40 dBm
M1
-60 dBm
-70 dBm
-80 dBm
Start 20.0 GHz
20001 pts
Stop 30.0 GHz

6.1.1.2.2 Test Channel = MCH

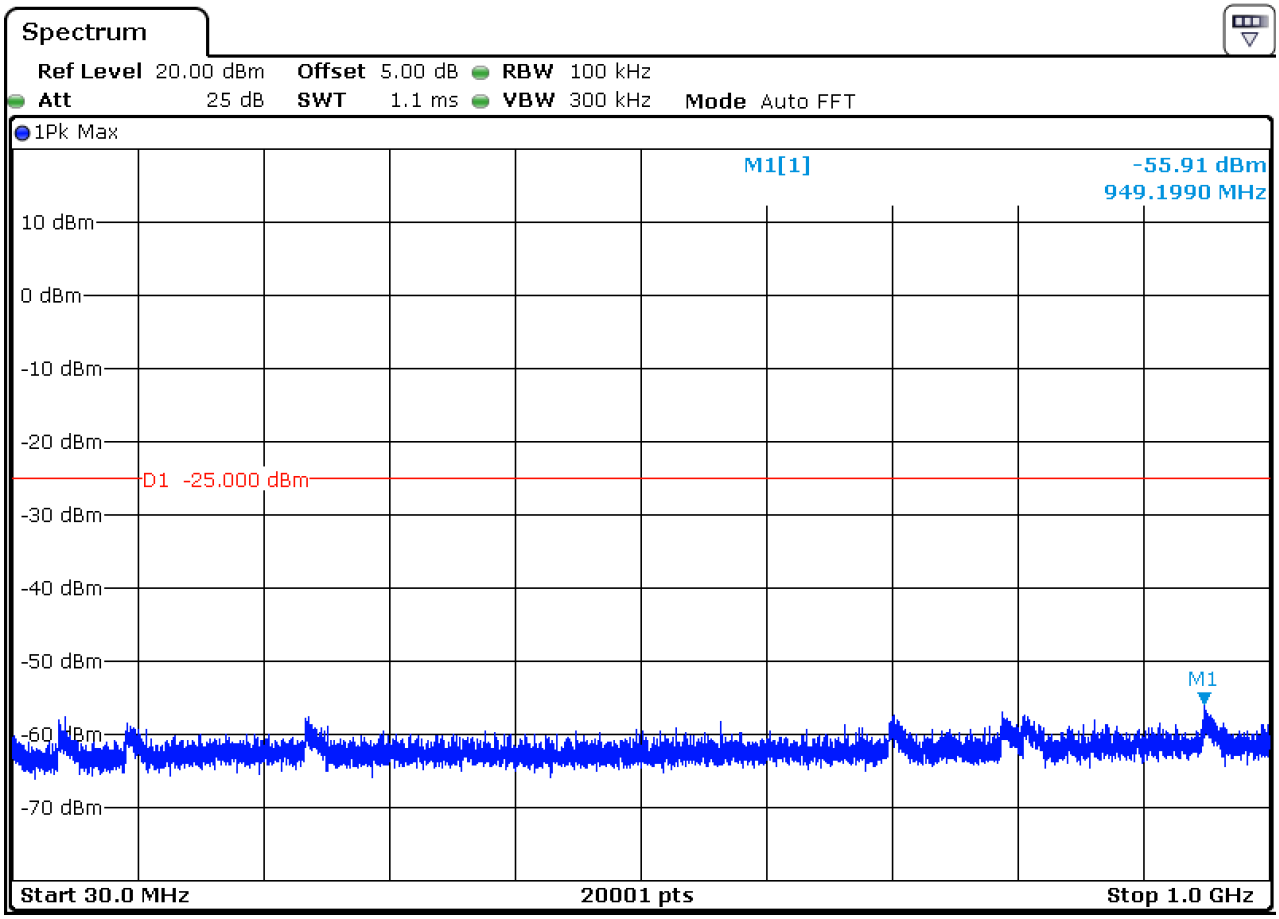

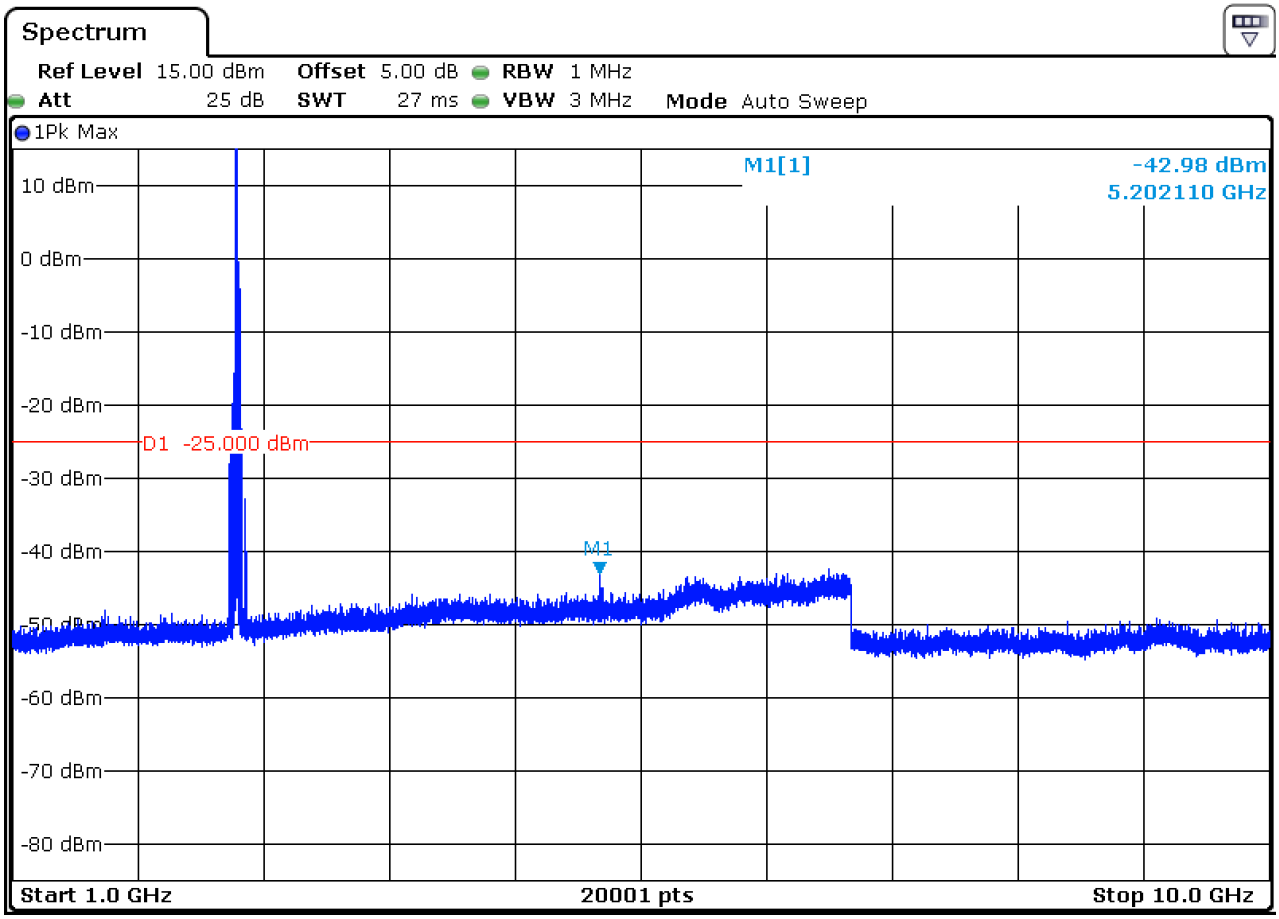
Spectrum
Ref Level 15.00 dBm Offset 5.00 dB RBW 1 MHz
Att 25 dB SWT 27 ms VBW 3 MHz Mode Auto Sweep
1Pk Max
M1[1] -42.98 dBm
5.202110 GHz
10 dBm
0 dBm
-10 dBm
-20 dBm
D1 -25.000 dBm
-30 dBm
-40 dBm
M1
-50 dBm
-60 dBm
-70 dBm
-80 dBm
Start 1.0 GHz
20001 pts
Stop 10.0 GHz

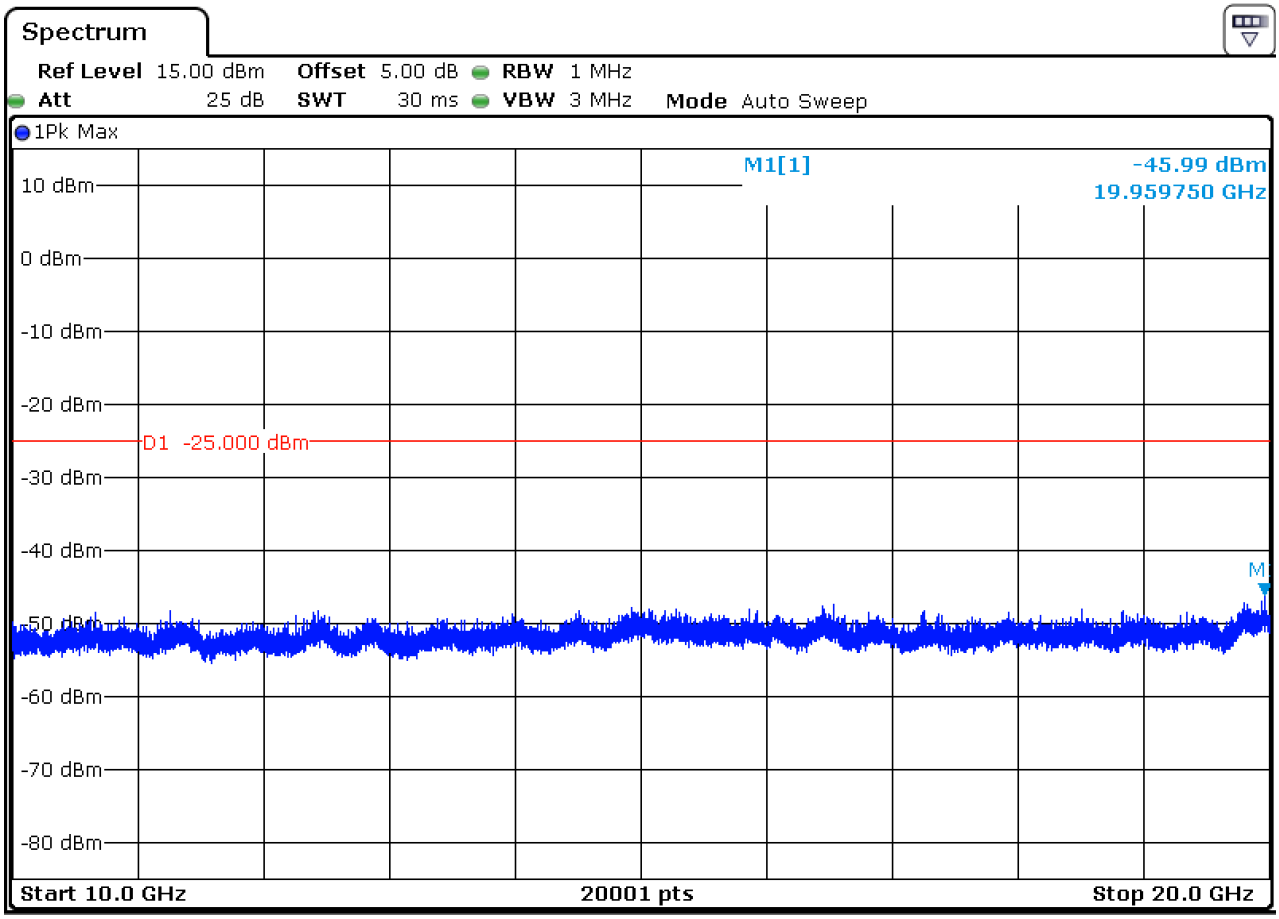
Spectrum
Ref Level 15.00 dBm Offset 5.00 dB RBW 1 MHz
Att 25 dB SWT 30 ms VBW 3 MHz Mode Auto Sweep
1Pk Max
M1[1] -45.99 dBm
19.959750 GHz
10 dBm
0 dBm
-10 dBm
-20 dBm
D1 -25.000 dBm
-30 dBm
-40 dBm
-50 dBm
-60 dBm
-70 dBm
-80 dBm
Start 10.0 GHz
20001 pts
Stop 20.0 GHz

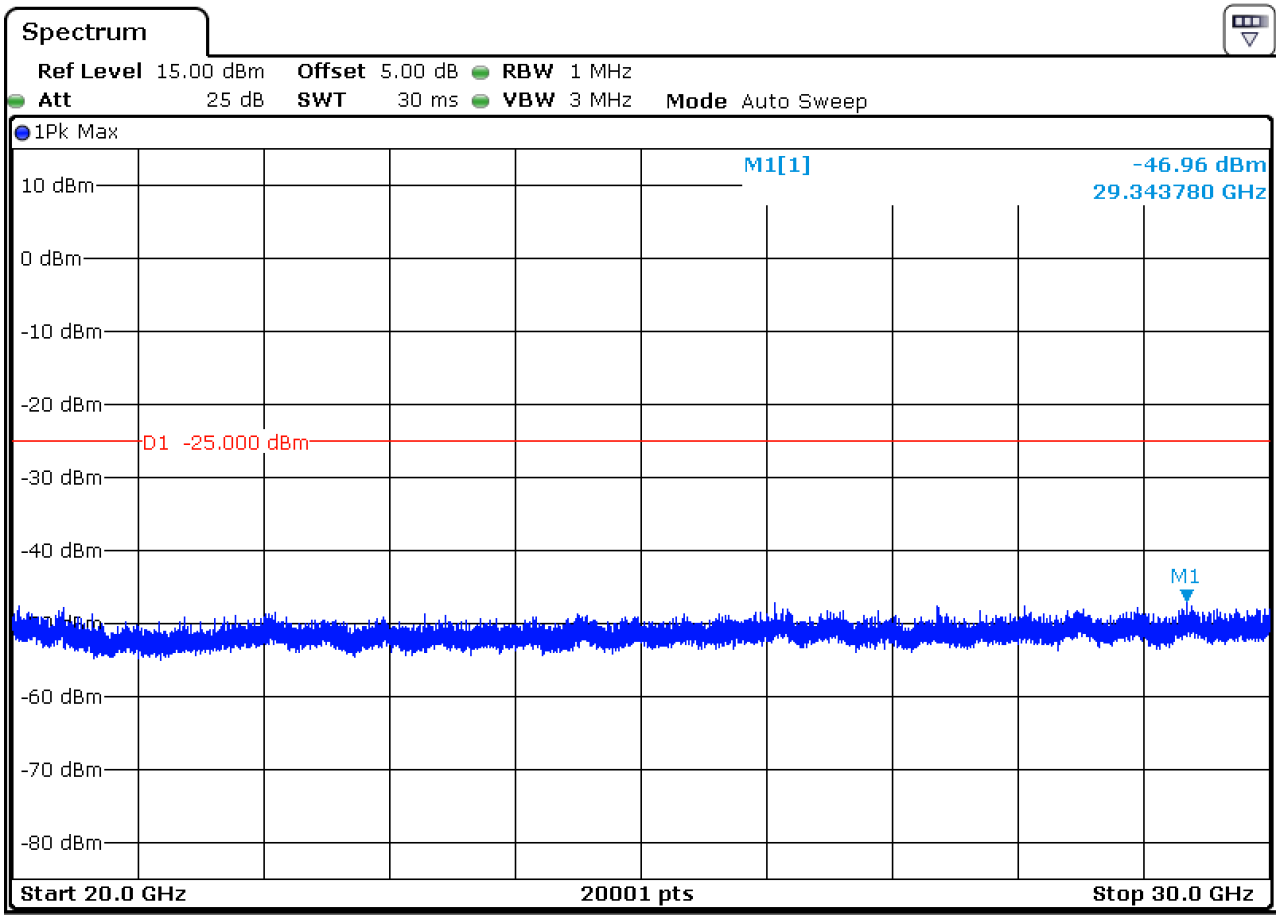
Spectrum
Ref Level 15.00 dBm Offset 5.00 dB RBW 1 MHz
Att 25 dB SWT 30 ms VBW 3 MHz Mode Auto Sweep
1Pk Max
M1[1]
-46.96 dBm
29.343780 GHz
10 dBm
0 dBm
-10 dBm
-20 dBm
D1 -25.000 dBm
-30 dBm
-40 dBm
M1
-60 dBm
-70 dBm
-80 dBm
Start 20.0 GHz
20001 pts
Stop 30.0 GHz

6.1.1.2.3 Test Channel = HCH

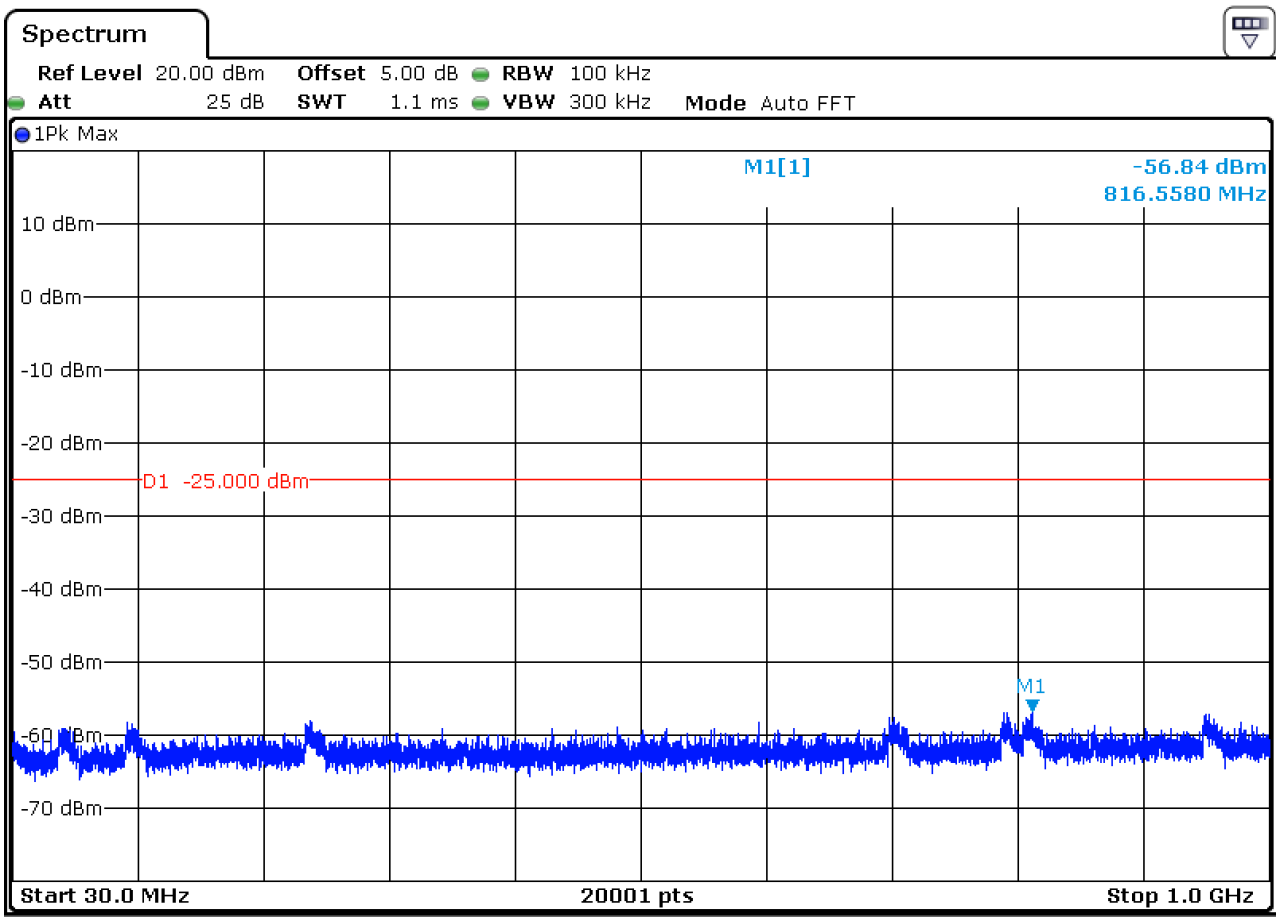

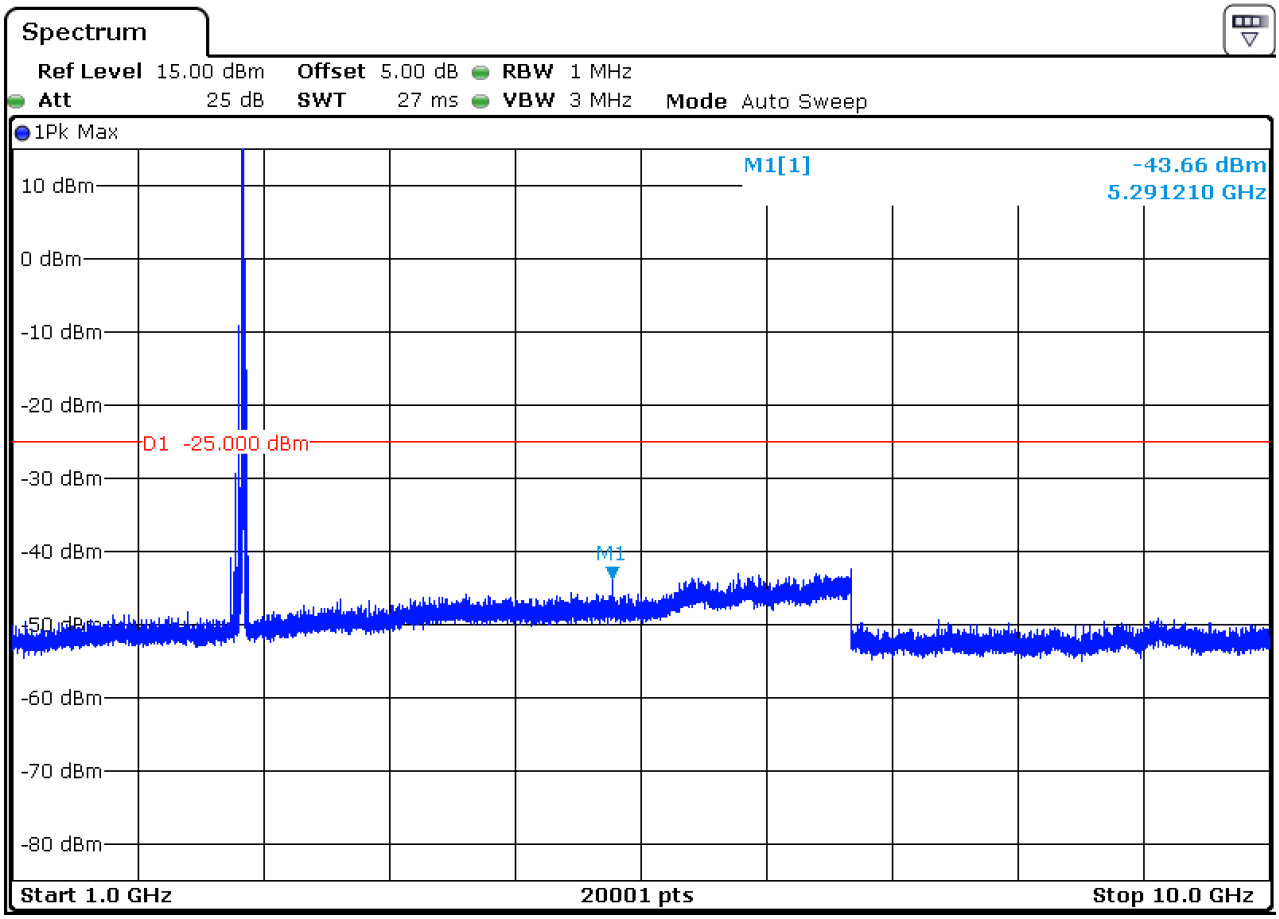
Spectrum
Ref Level 15.00 dBm Offset 5.00 dB RBW 1 MHz
Att 25 dB SWT 27 ms VBW 3 MHz Mode Auto Sweep
1Pk Max
M1[1] -43.66 dBm
5.291210 GHz
10 dBm
0 dBm
-10 dBm
-20 dBm
D1 -25.000 dBm
-30 dBm
-40 dBm
M1
-50 dBm
-60 dBm
-70 dBm
-80 dBm
Start 1.0 GHz
20001 pts
Stop 10.0 GHz

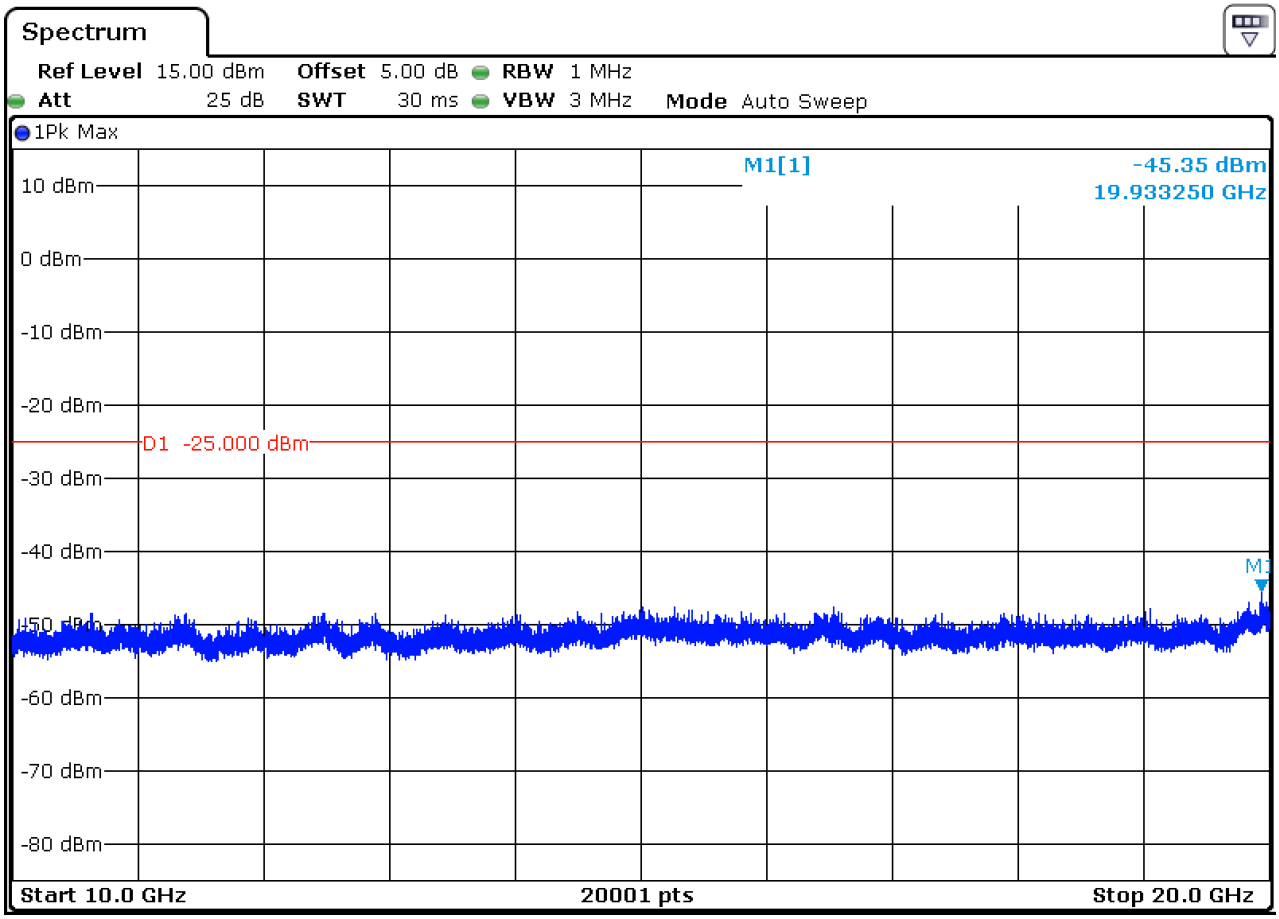
Spectrum
Ref Level 15.00 dBm Offset 5.00 dB RBW 1 MHz
Att 25 dB SWT 30 ms VBW 3 MHz Mode Auto Sweep
1Pk Max
M1[1] -45.35 dBm
19.933250 GHz
10 dBm
0 dBm
-10 dBm
-20 dBm
D1 -25.000 dBm
-30 dBm
-40 dBm
-50 dBm
-60 dBm
-70 dBm
-80 dBm
Start 10.0 GHz
20001 pts
Stop 20.0 GHz

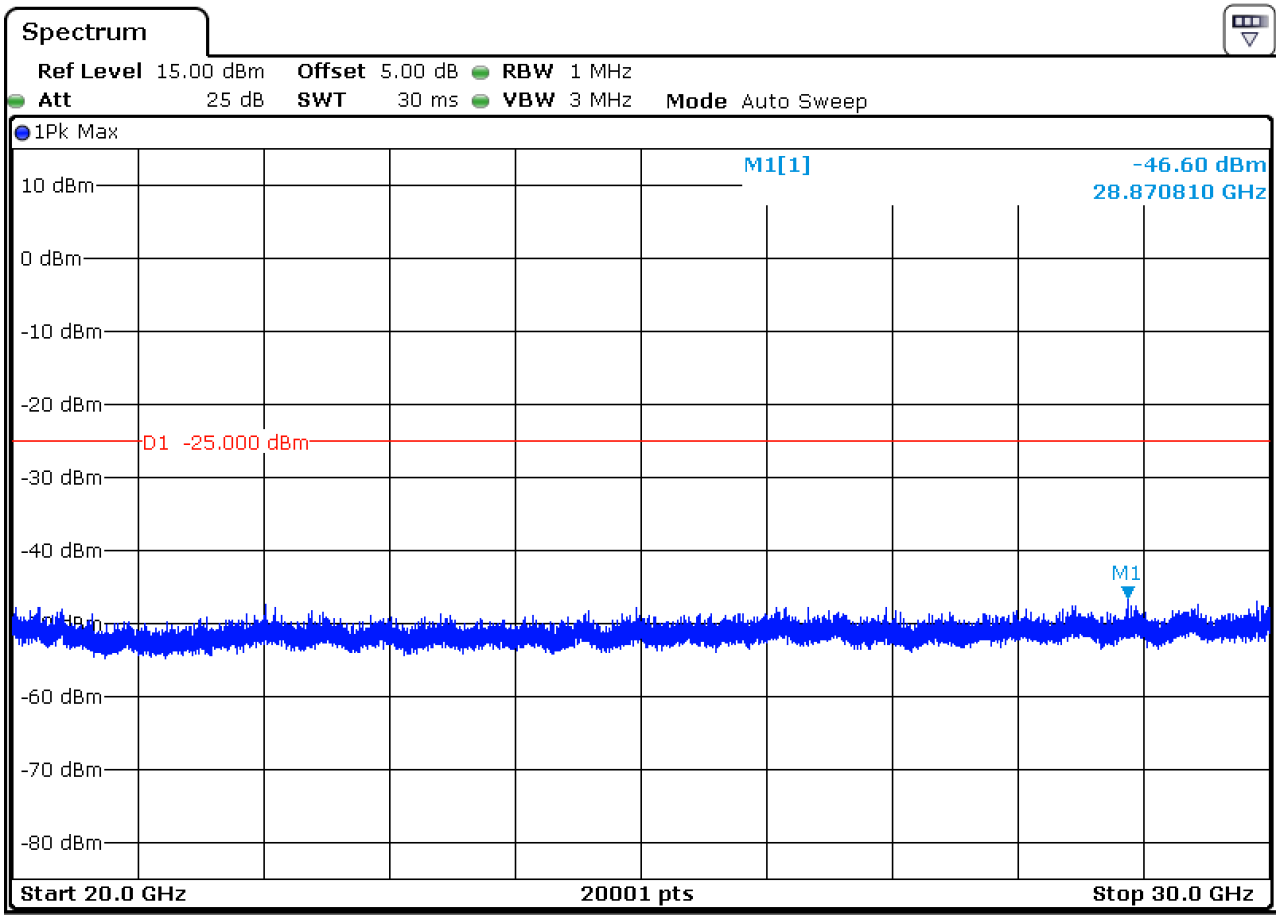
Spectrum
Ref Level 15.00 dBm Offset 5.00 dB RBW 1 MHz
Att 25 dB SWT 30 ms VBW 3 MHz Mode Auto Sweep
1Pk Max
M1[1] -46.60 dBm
28.870810 GHz
10 dBm
0 dBm
-10 dBm
-20 dBm
D1 -25.000 dBm
-30 dBm
-40 dBm
M1
-60 dBm
-70 dBm
-80 dBm
Start 20.0 GHz
20001 pts
Stop 30.0 GHz

6.1.1.3 Test Mode = LTE / TM1 15MHz RB1#0

6.1.1.3.1 Test Channel = LCH

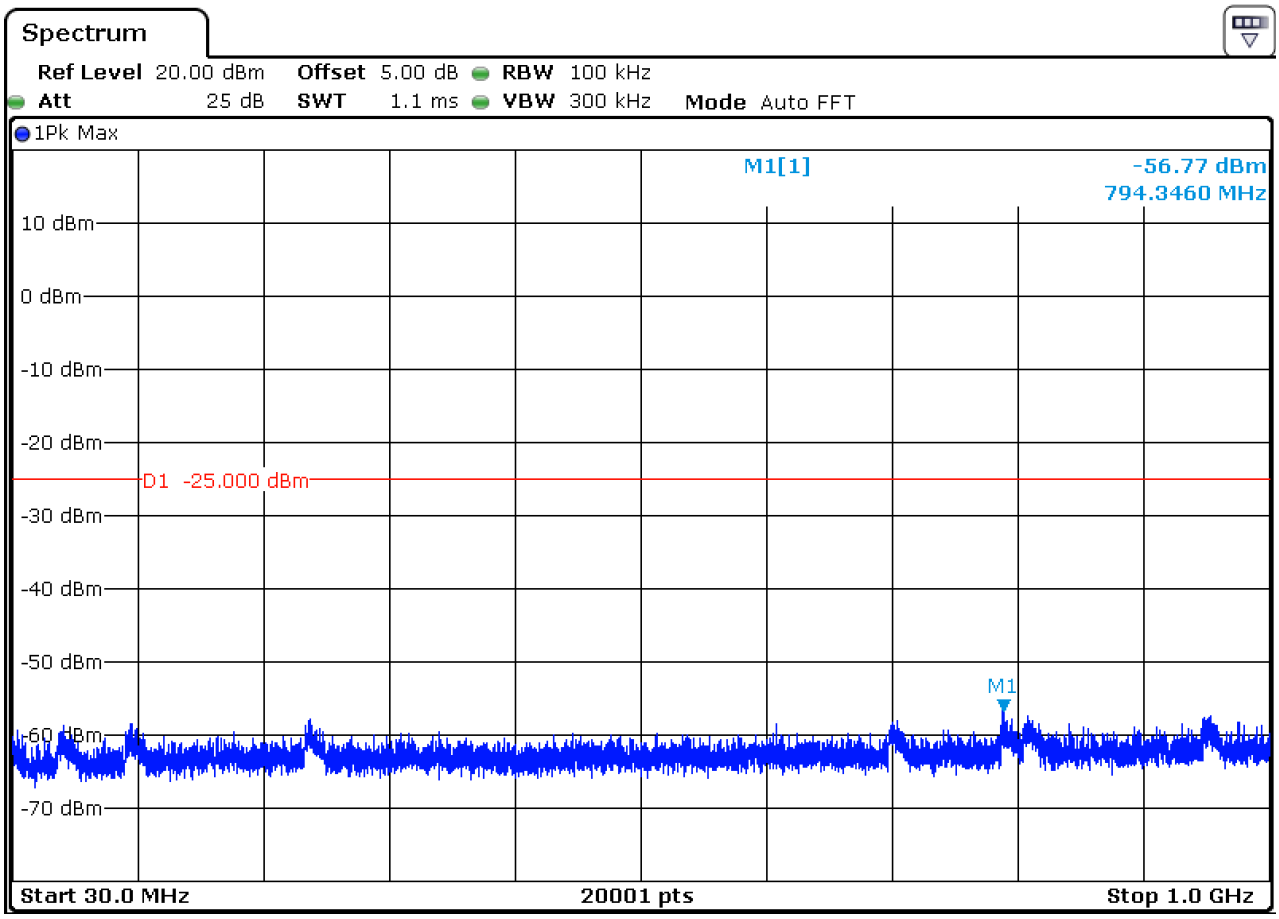

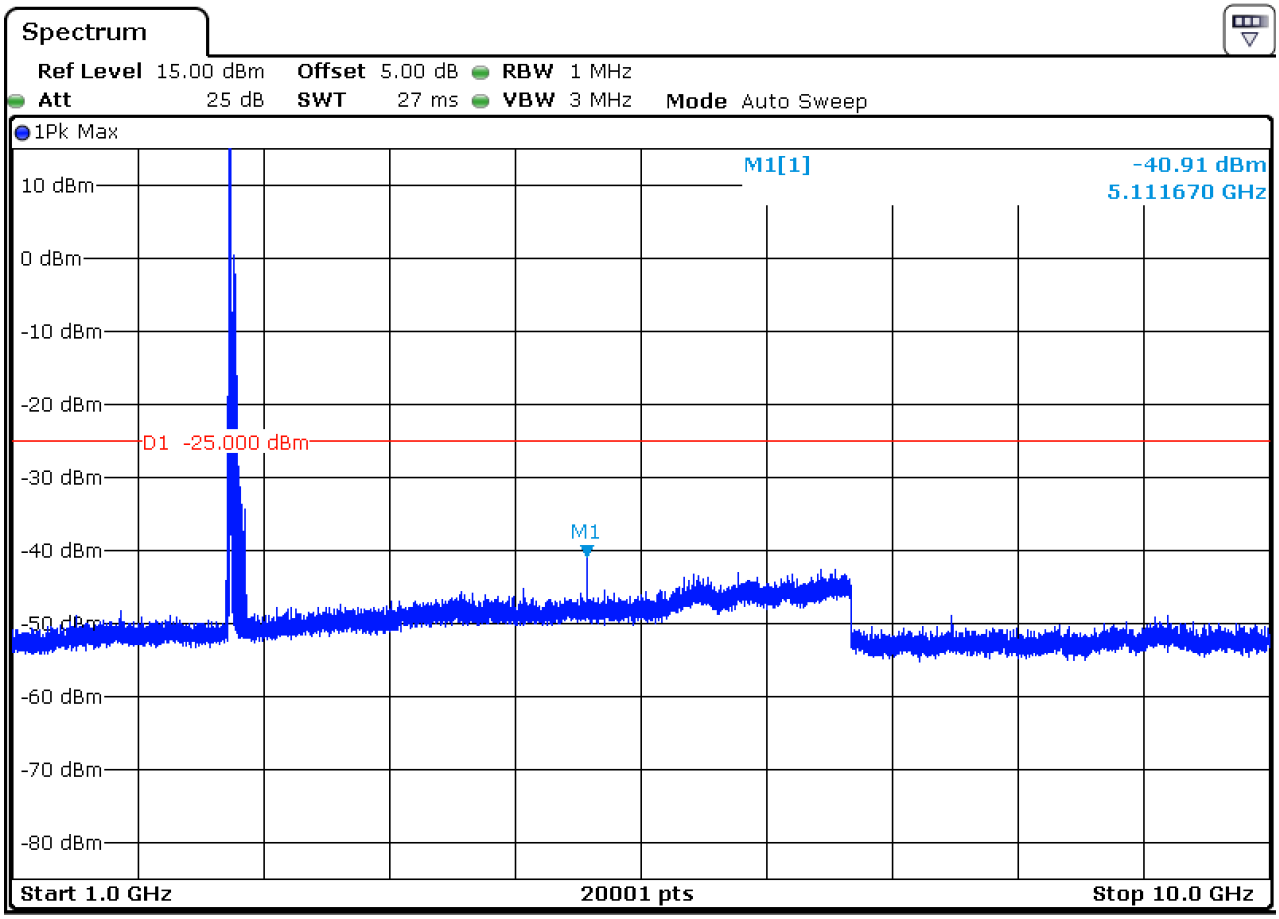
Spectrum
Ref Level 15.00 dBm Offset 5.00 dB RBW 1 MHz
Att 25 dB SWT 27 ms VBW 3 MHz Mode Auto Sweep
1Pk Max
M1[1]
-40.91 dBm
5.111670 GHz
10 dBm
0 dBm
-10 dBm
-20 dBm
D1 -25.000 dBm
-30 dBm
M1
-40 dBm
-50 dBm
-60 dBm
-70 dBm
-80 dBm
Start 1.0 GHz
20001 pts
Stop 10.0 GHz

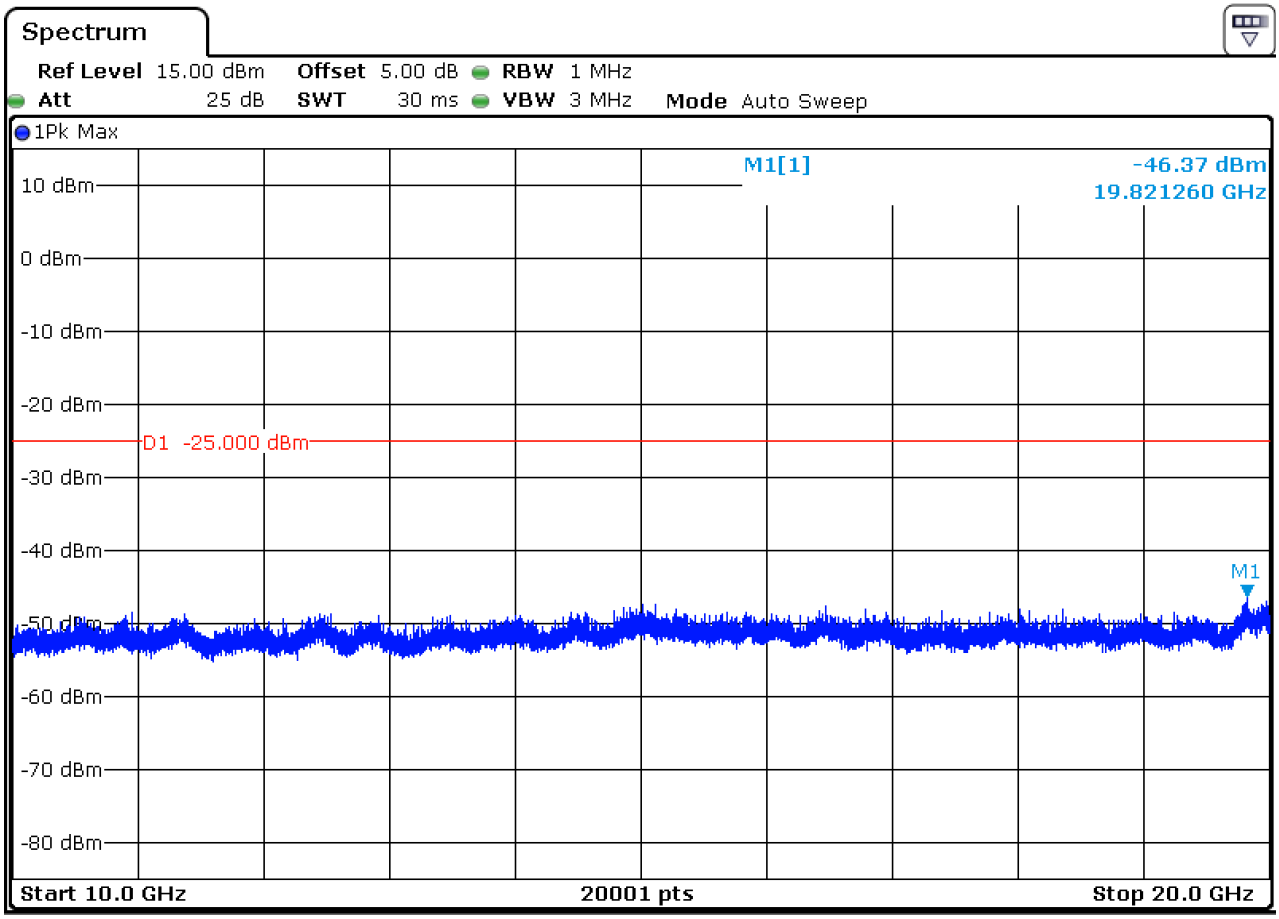
Spectrum
Ref Level 15.00 dBm Offset 5.00 dB RBW 1 MHz
Att 25 dB SWT 30 ms VBW 3 MHz Mode Auto Sweep
1Pk Max
M1[1] -46.37 dBm
19.821260 GHz
10 dBm
0 dBm
-10 dBm
-20 dBm
D1 -25.000 dBm
-30 dBm
-40 dBm
M1
-50 dBm
-60 dBm
-70 dBm
-80 dBm
Start 10.0 GHz
20001 pts
Stop 20.0 GHz

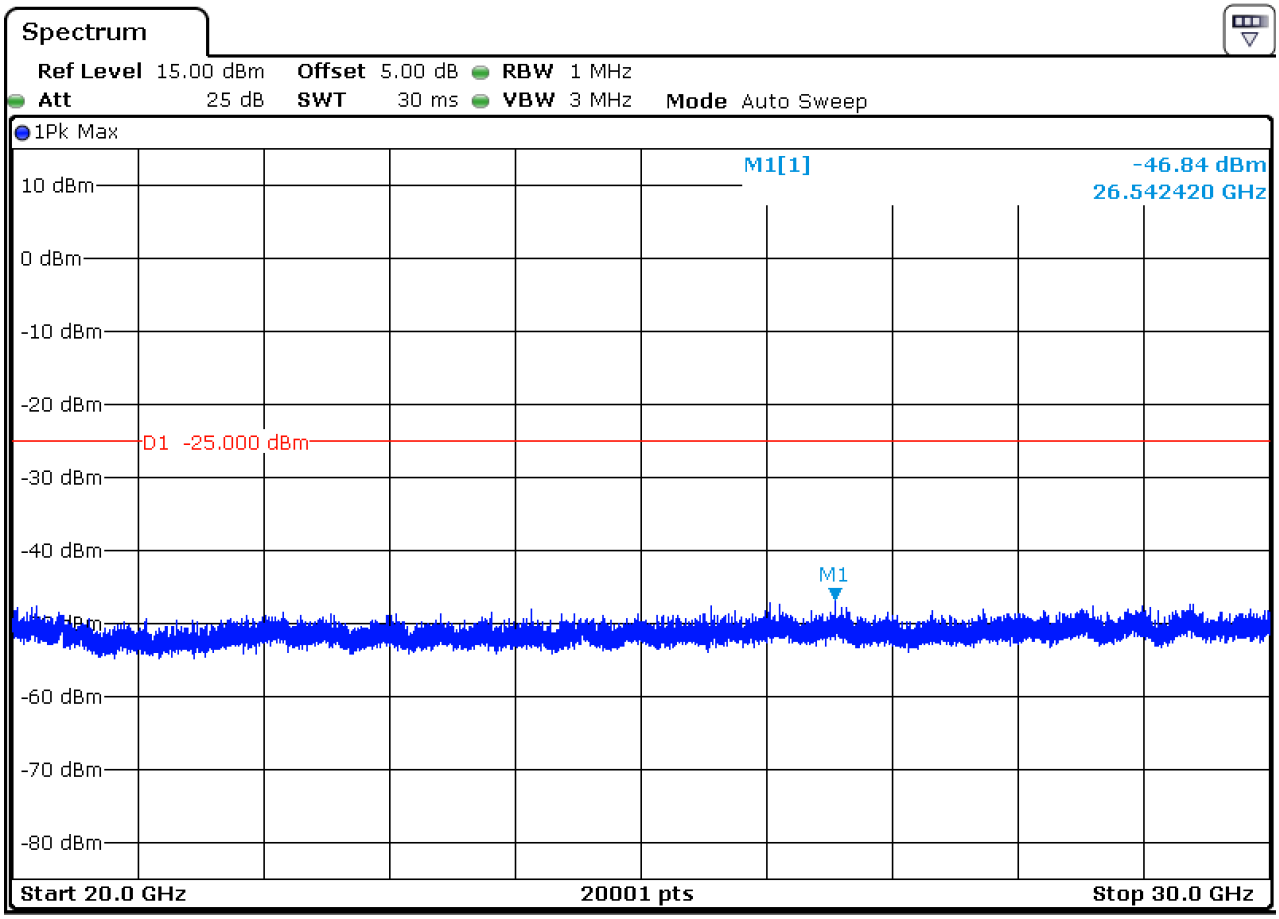
Spectrum
Ref Level 15.00 dBm Offset 5.00 dB RBW 1 MHz
Att 25 dB SWT 30 ms VBW 3 MHz Mode Auto Sweep
1Pk Max
M1[1]
-46.84 dBm
26.542420 GHz
10 dBm
0 dBm
-10 dBm
-20 dBm
D1 -25.000 dBm
-30 dBm
-40 dBm
M1
-50 dBm
-60 dBm
-70 dBm
-80 dBm
Start 20.0 GHz
20001 pts
Stop 30.0 GHz

6.1.1.3.2 Test Channel = MCH

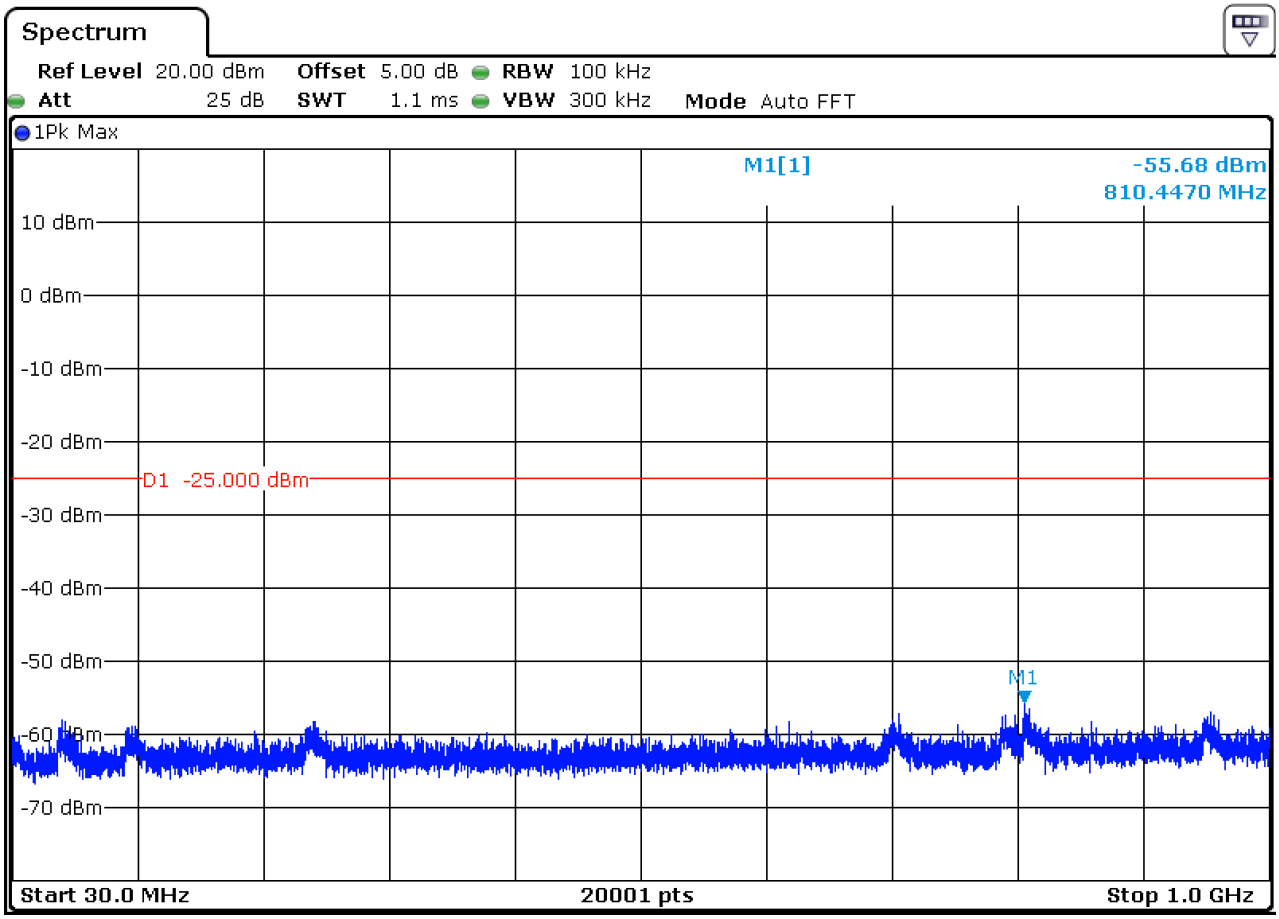

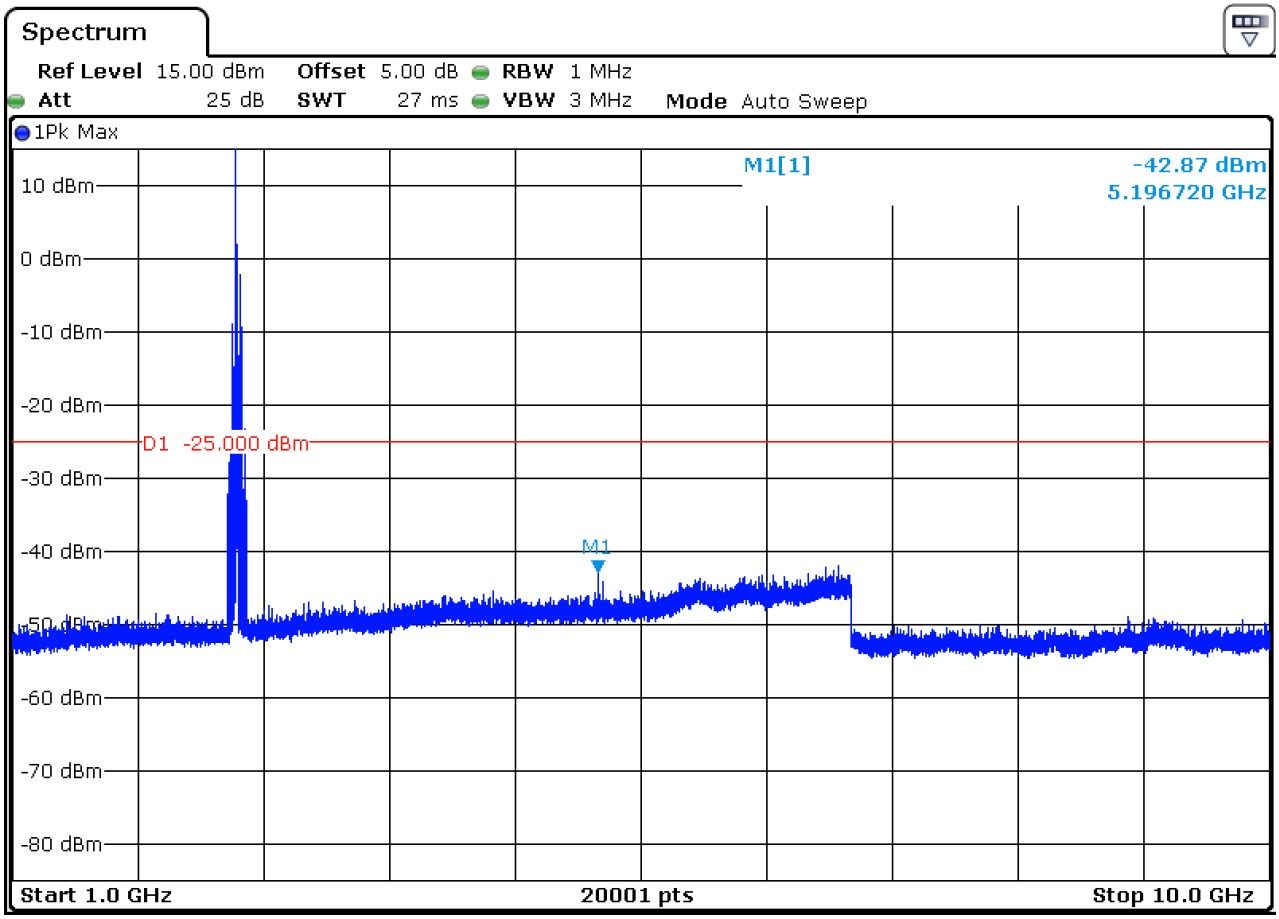
Spectrum
Ref Level 15.00 dBm Offset 5.00 dB RBW 1 MHz
Att 25 dB SWT 27 ms VBW 3 MHz Mode Auto Sweep
1Pk Max
M1[1] -42.87 dBm
5.196720 GHz
10 dBm
0 dBm
-10 dBm
-20 dBm
D1 -25.000 dBm
-30 dBm
-40 dBm
M1
-50 dBm
-60 dBm
-70 dBm
-80 dBm
Start 1.0 GHz
20001 pts
Stop 10.0 GHz

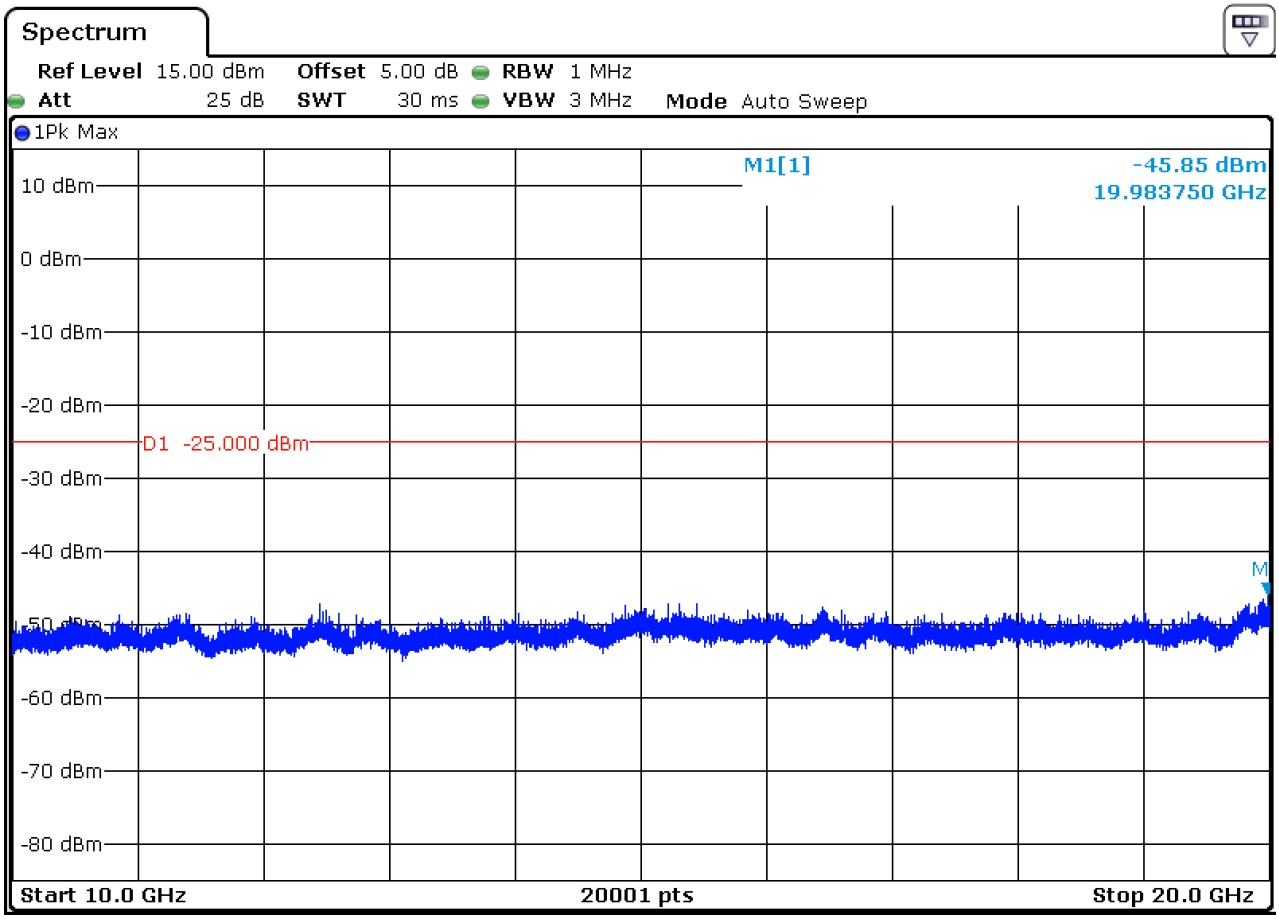
Spectrum
Ref Level 15.00 dBm Offset 5.00 dB RBW 1 MHz
Att 25 dB SWT 30 ms VBW 3 MHz Mode Auto Sweep
1Pk Max
M1[1] -45.85 dBm
19.983750 GHz
10 dBm
0 dBm
-10 dBm
-20 dBm
D1 -25.000 dBm
-30 dBm
-40 dBm
-50 dBm
-60 dBm
-70 dBm
-80 dBm
Start 10.0 GHz
20001 pts
Stop 20.0 GHz

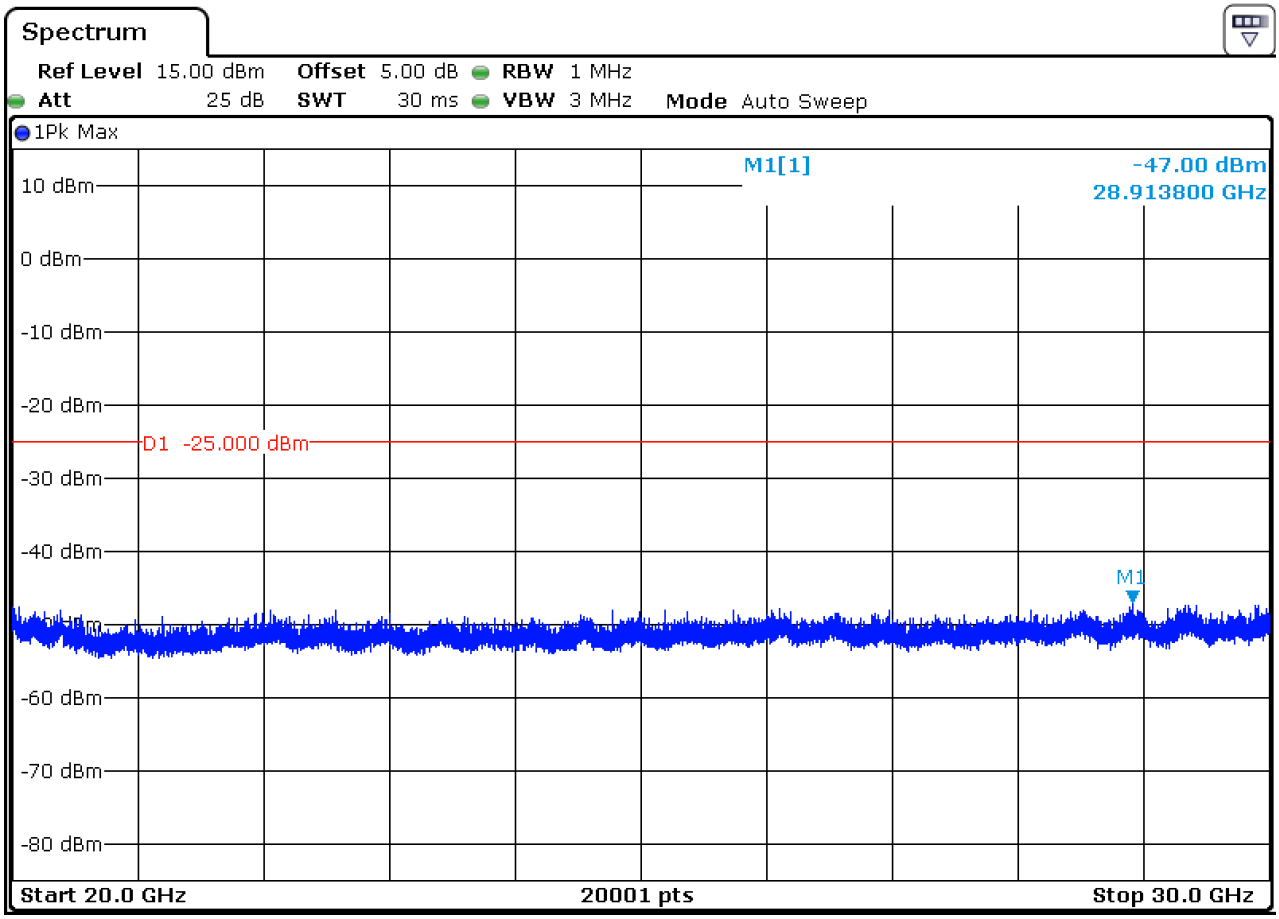
Spectrum
Ref Level 15.00 dBm Offset 5.00 dB RBW 1 MHz
Att 25 dB SWT 30 ms VBW 3 MHz Mode Auto Sweep
1Pk Max
M1[1]
-47.00 dBm
28.913800 GHz
10 dBm
0 dBm
-10 dBm
-20 dBm
D1 -25.000 dBm
-30 dBm
-40 dBm
M1
-50 dBm
-60 dBm
-70 dBm
-80 dBm
Start 20.0 GHz
20001 pts
Stop 30.0 GHz

6.1.1.3.3 Test Channel = HCH

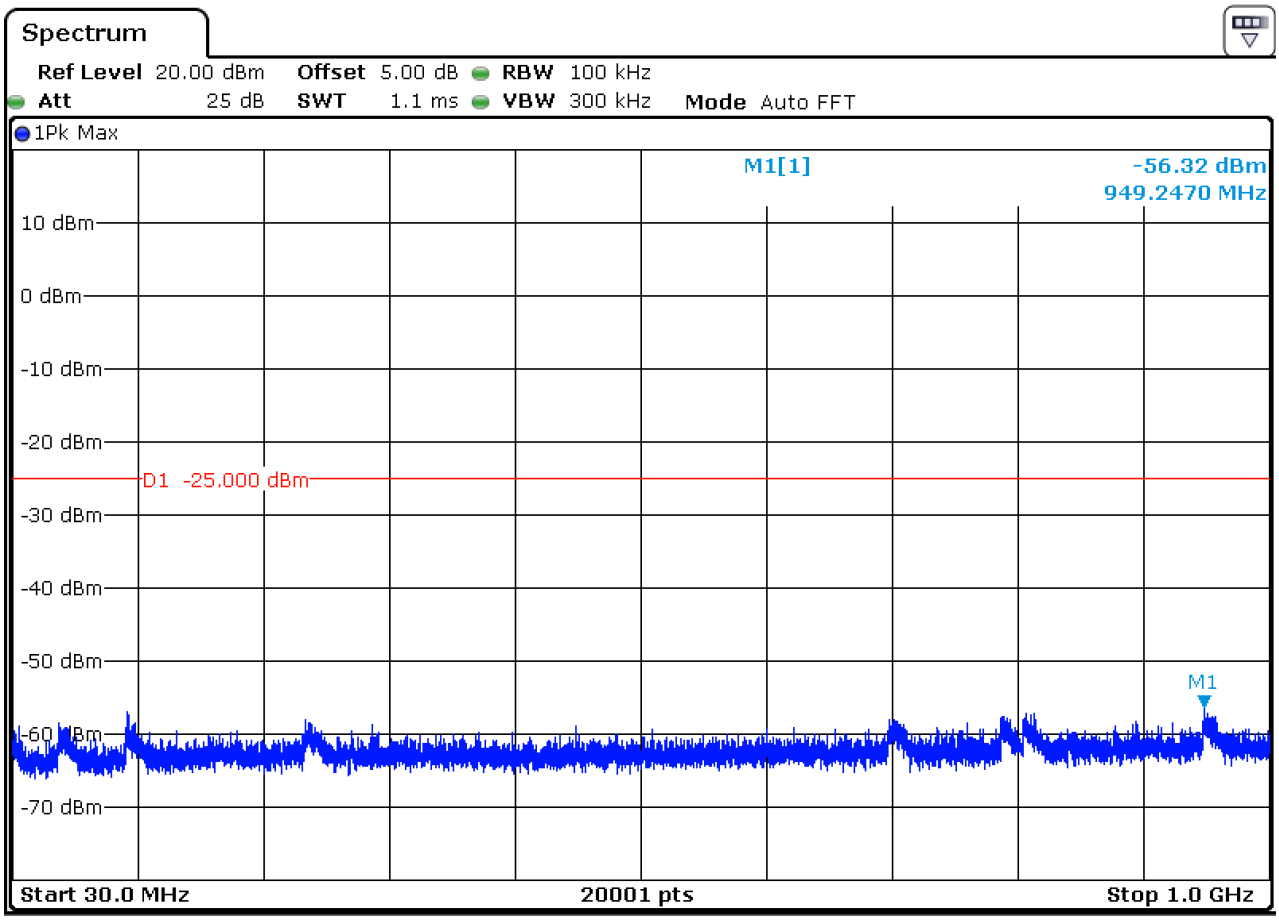

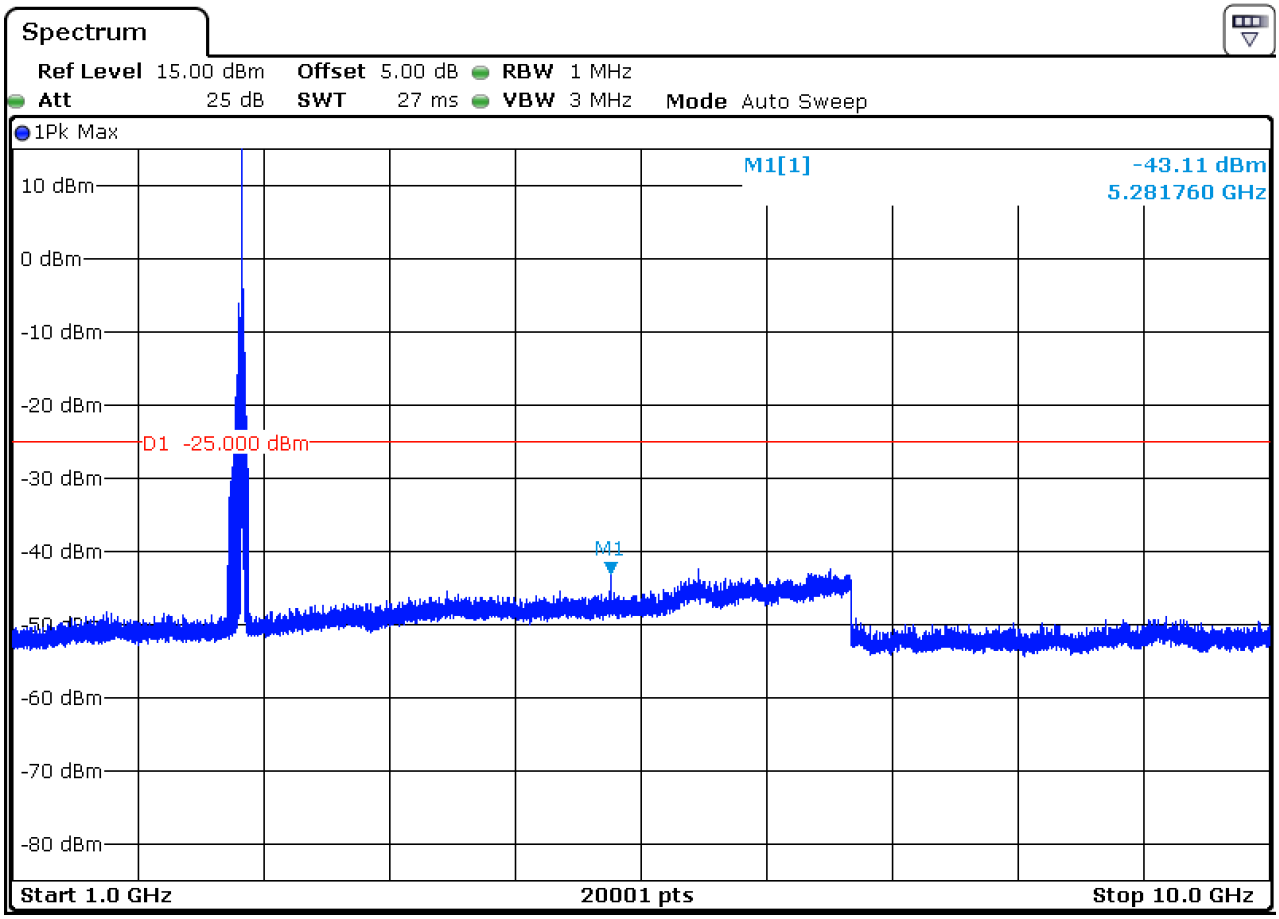
Spectrum
Ref Level 15.00 dBm Offset 5.00 dB RBW 1 MHz
Att 25 dB SWT 27 ms VBW 3 MHz Mode Auto Sweep
1Pk Max
M1[1] -43.11 dBm
5.281760 GHz
10 dBm
0 dBm
-10 dBm
-20 dBm
D1 -25.000 dBm
-30 dBm
-40 dBm
M1
-50 dBm
-60 dBm
-70 dBm
-80 dBm
Start 1.0 GHz
20001 pts
Stop 10.0 GHz

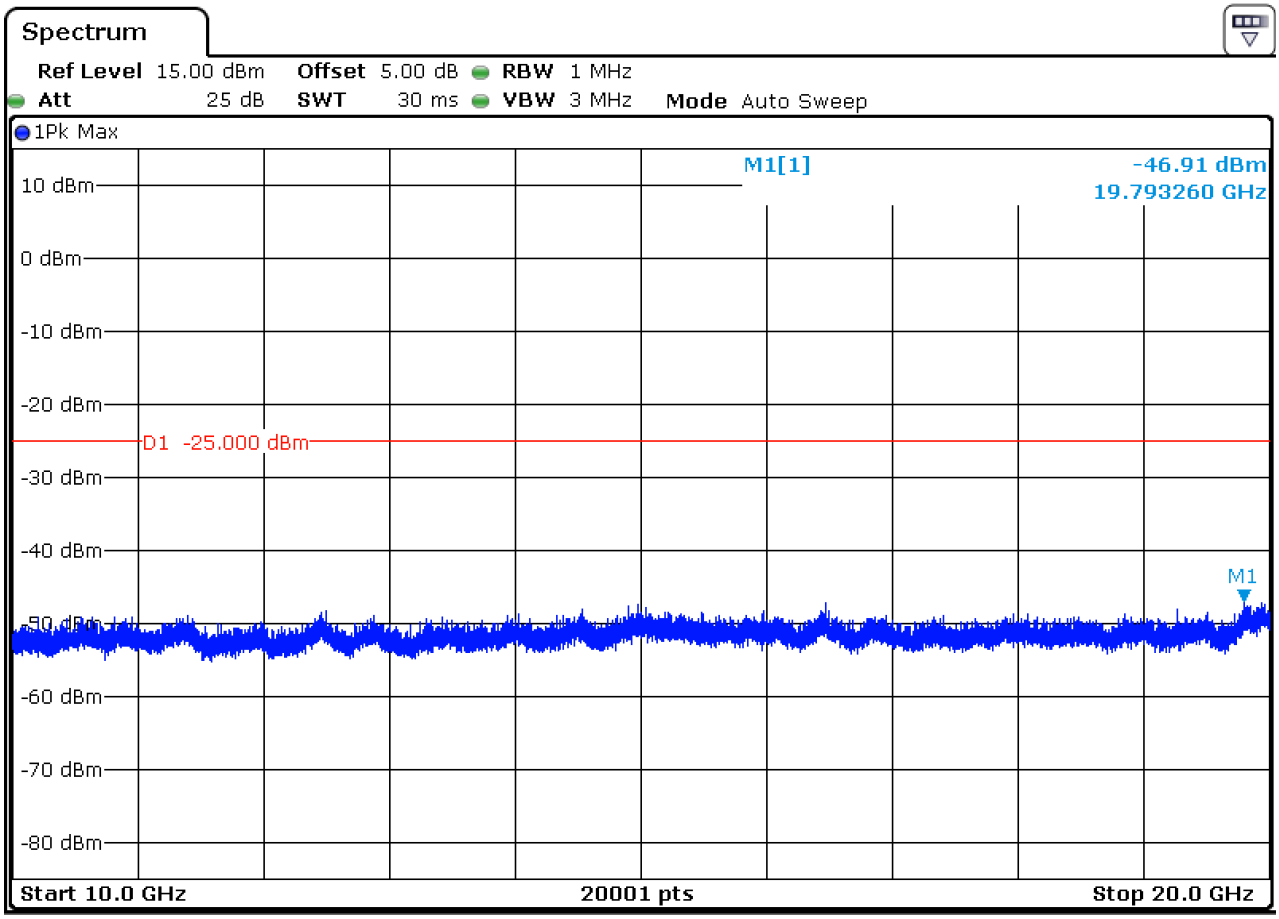
Spectrum
Ref Level 15.00 dBm Offset 5.00 dB RBW 1 MHz
Att 25 dB SWT 30 ms VBW 3 MHz Mode Auto Sweep
1Pk Max
M1[1]
-46.91 dBm
19.793260 GHz
10 dBm
0 dBm
-10 dBm
-20 dBm
D1 -25.000 dBm
-30 dBm
-40 dBm
M1
-50 dBm
-60 dBm
-70 dBm
-80 dBm
Start 10.0 GHz
20001 pts
Stop 20.0 GHz

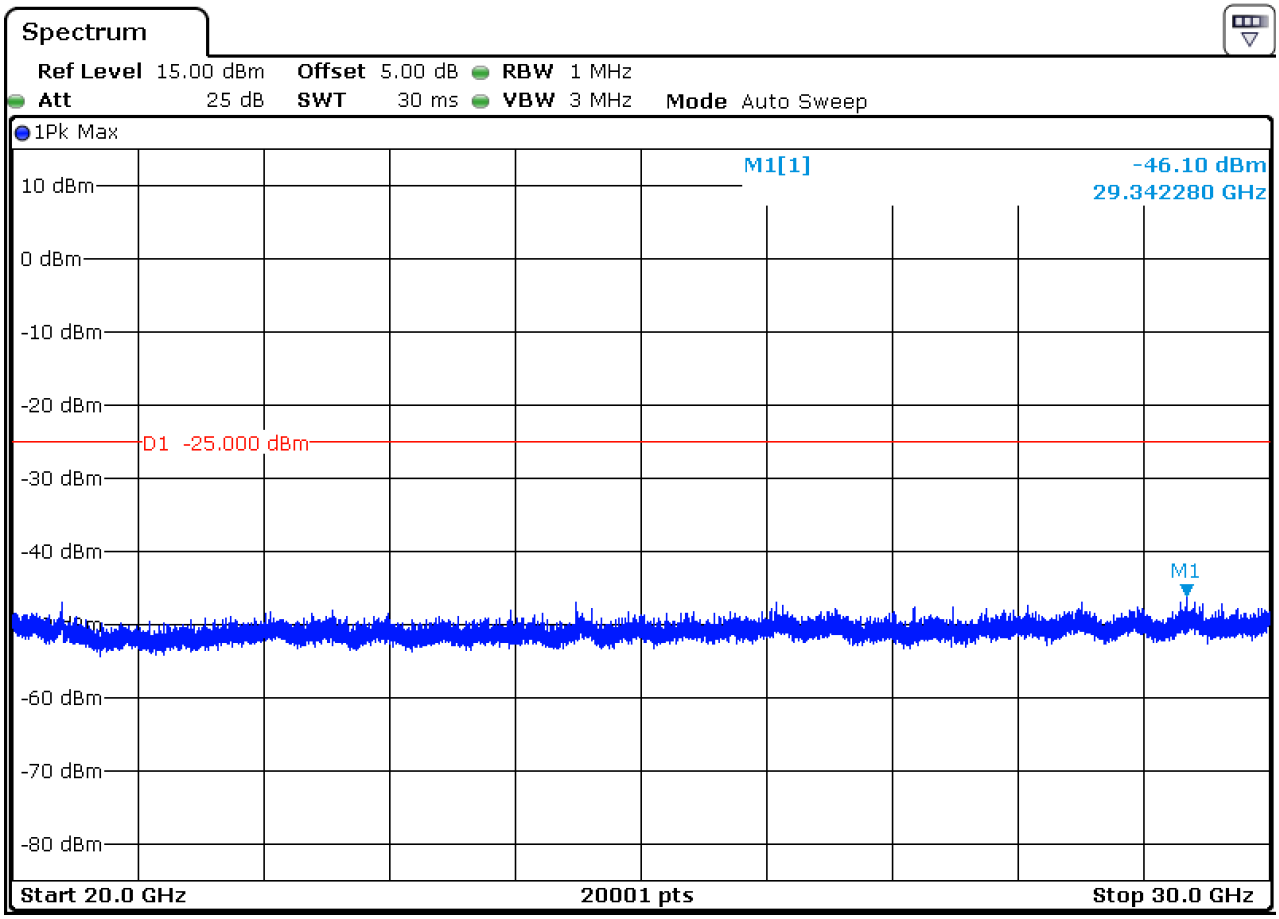
Spectrum
Ref Level 15.00 dBm Offset 5.00 dB RBW 1 MHz
Att 25 dB SWT 30 ms VBW 3 MHz Mode Auto Sweep
1Pk Max
M1[1]
-46.10 dBm
29.342280 GHz
10 dBm
0 dBm
-10 dBm
-20 dBm
D1 -25.000 dBm
-30 dBm
-40 dBm
M1
-60 dBm
-70 dBm
-80 dBm
Start 20.0 GHz
20001 pts
Stop 30.0 GHz

6.1.1.4 Test Mode = LTE / TM1 20MHz RB1#0

6.1.1.4.1 Test Channel = LCH

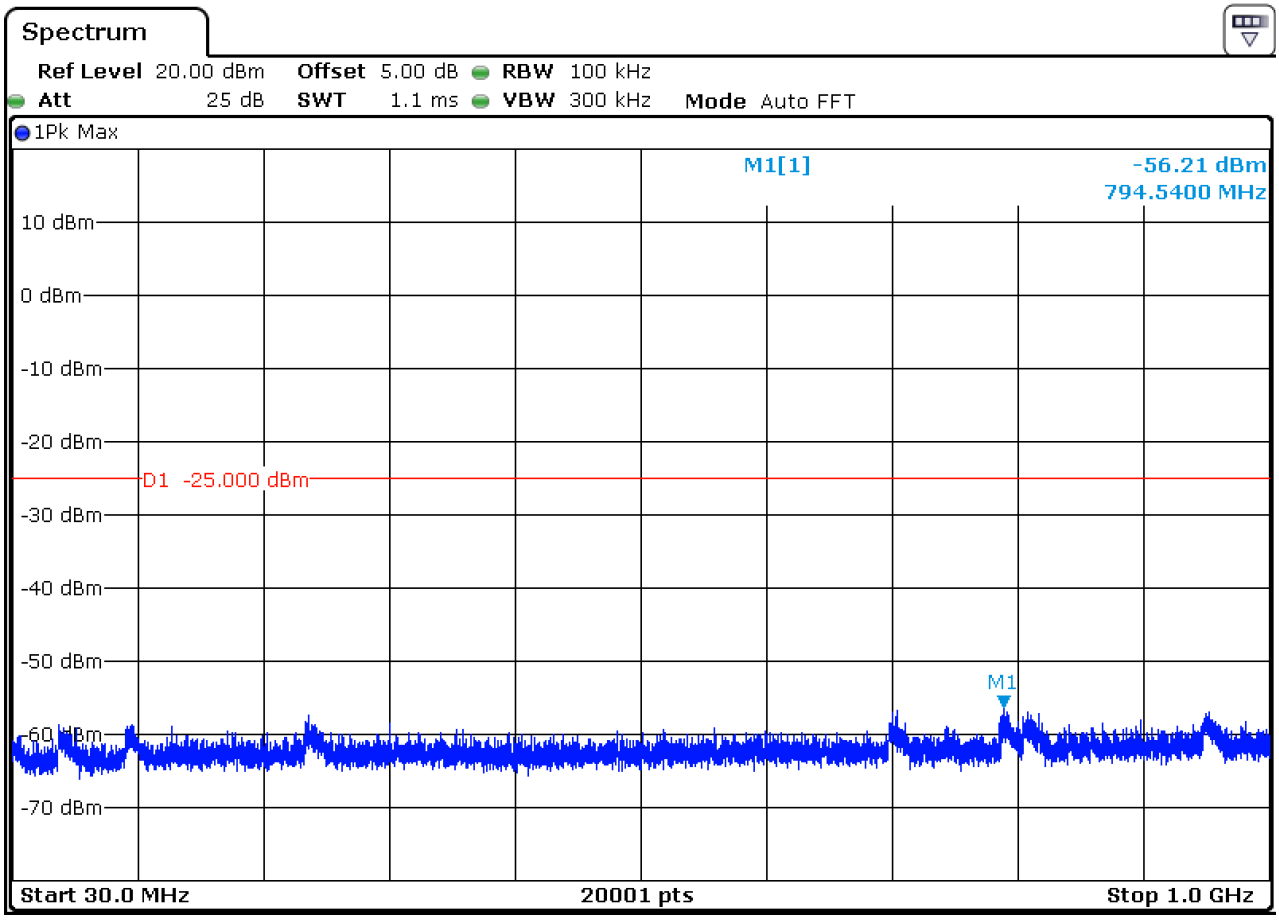

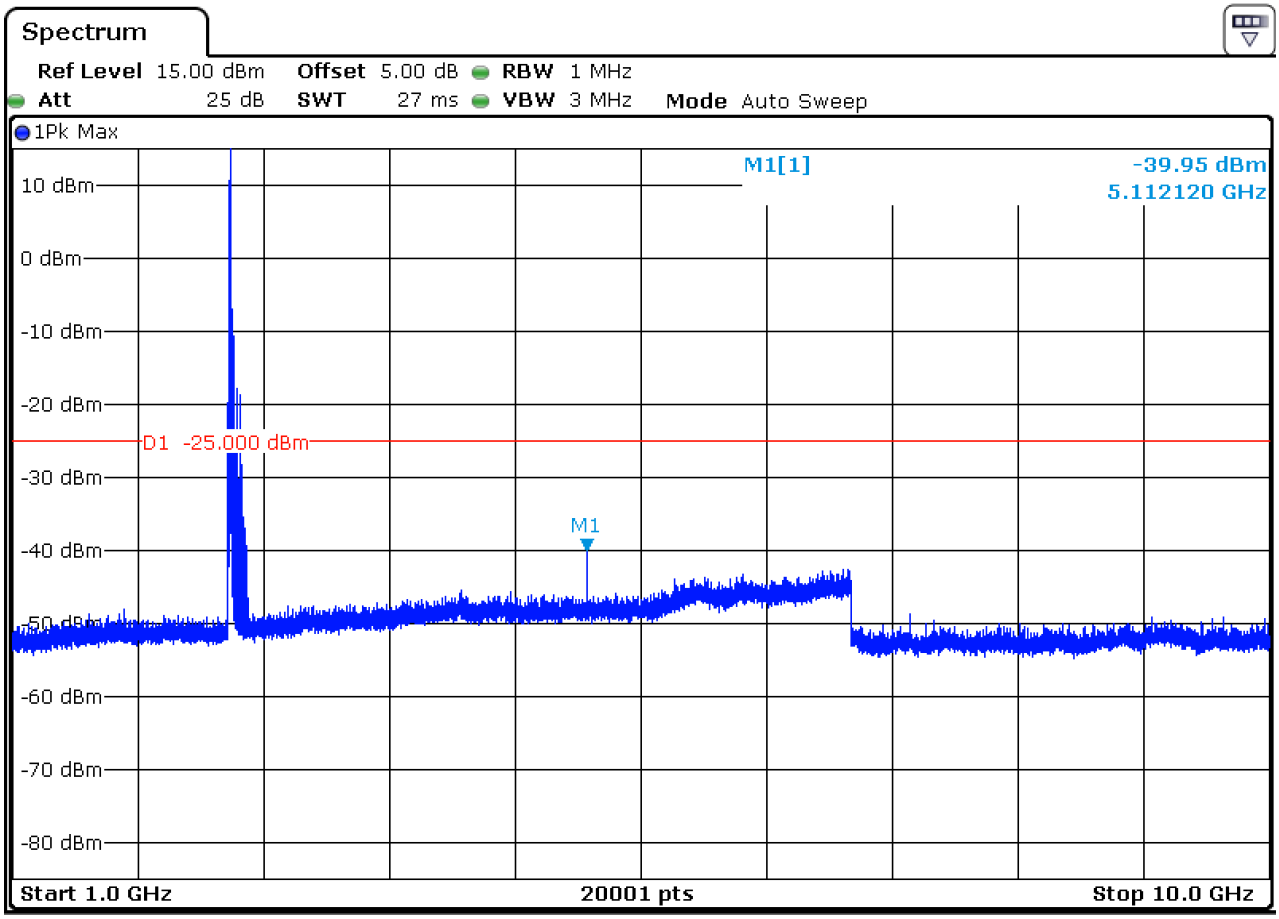
Spectrum
Ref Level 15.00 dBm Offset 5.00 dB RBW 1 MHz
Att 25 dB SWT 27 ms VBW 3 MHz Mode Auto Sweep
1Pk Max
M1[1]
-39.95 dBm
5.112120 GHz
10 dBm
0 dBm
-10 dBm
-20 dBm
D1 -25.000 dBm
-30 dBm
M1
-40 dBm
-50 dBm
-60 dBm
-70 dBm
-80 dBm
Start 1.0 GHz
20001 pts
Stop 10.0 GHz

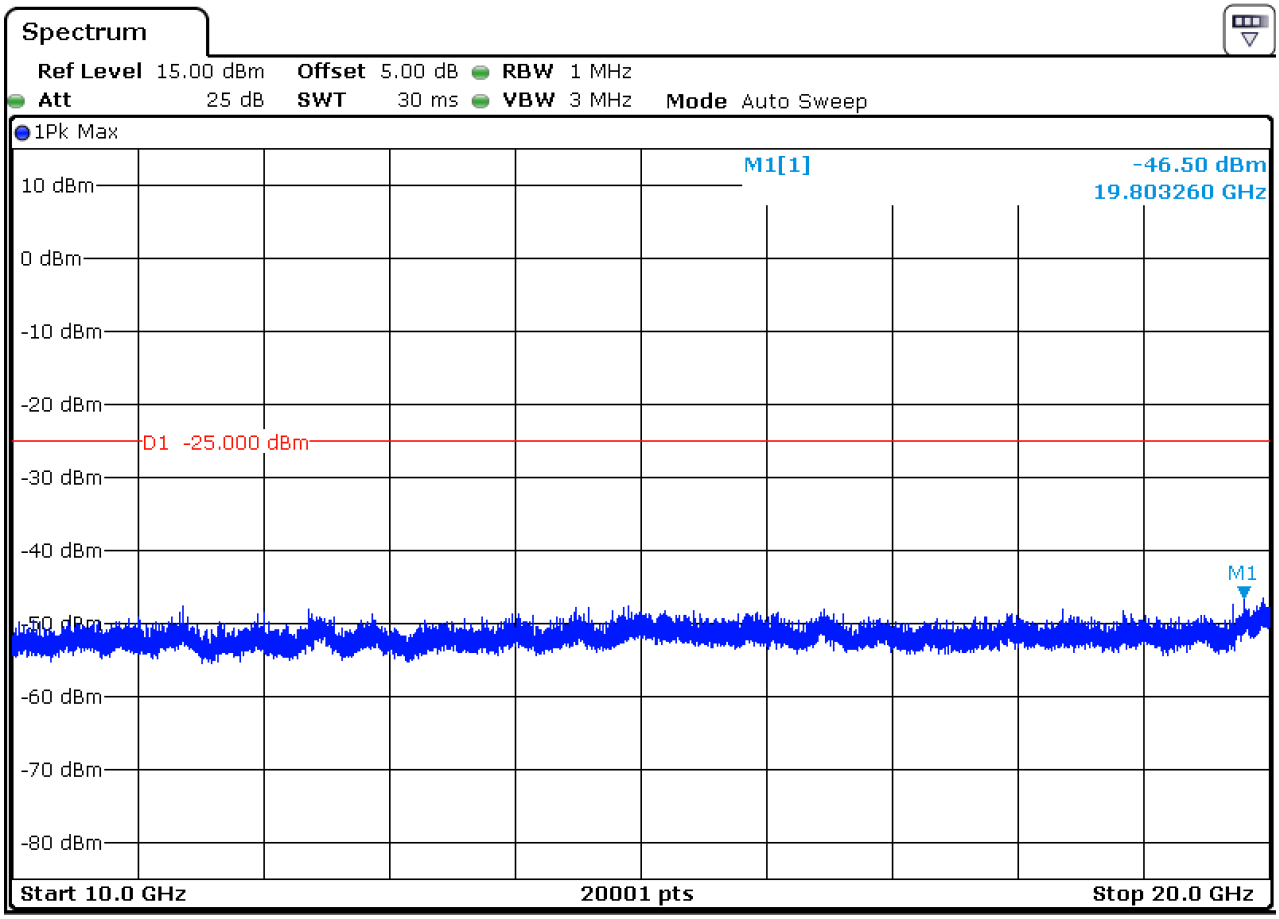
Spectrum
Ref Level 15.00 dBm Offset 5.00 dB RBW 1 MHz
Att 25 dB SWT 30 ms VBW 3 MHz Mode Auto Sweep
1Pk Max
M1[1] -46.50 dBm
19.803260 GHz
10 dBm
0 dBm
-10 dBm
-20 dBm
D1 -25.000 dBm
-30 dBm
-40 dBm
M1
-50 dBm
-60 dBm
-70 dBm
-80 dBm
Start 10.0 GHz
20001 pts
Stop 20.0 GHz

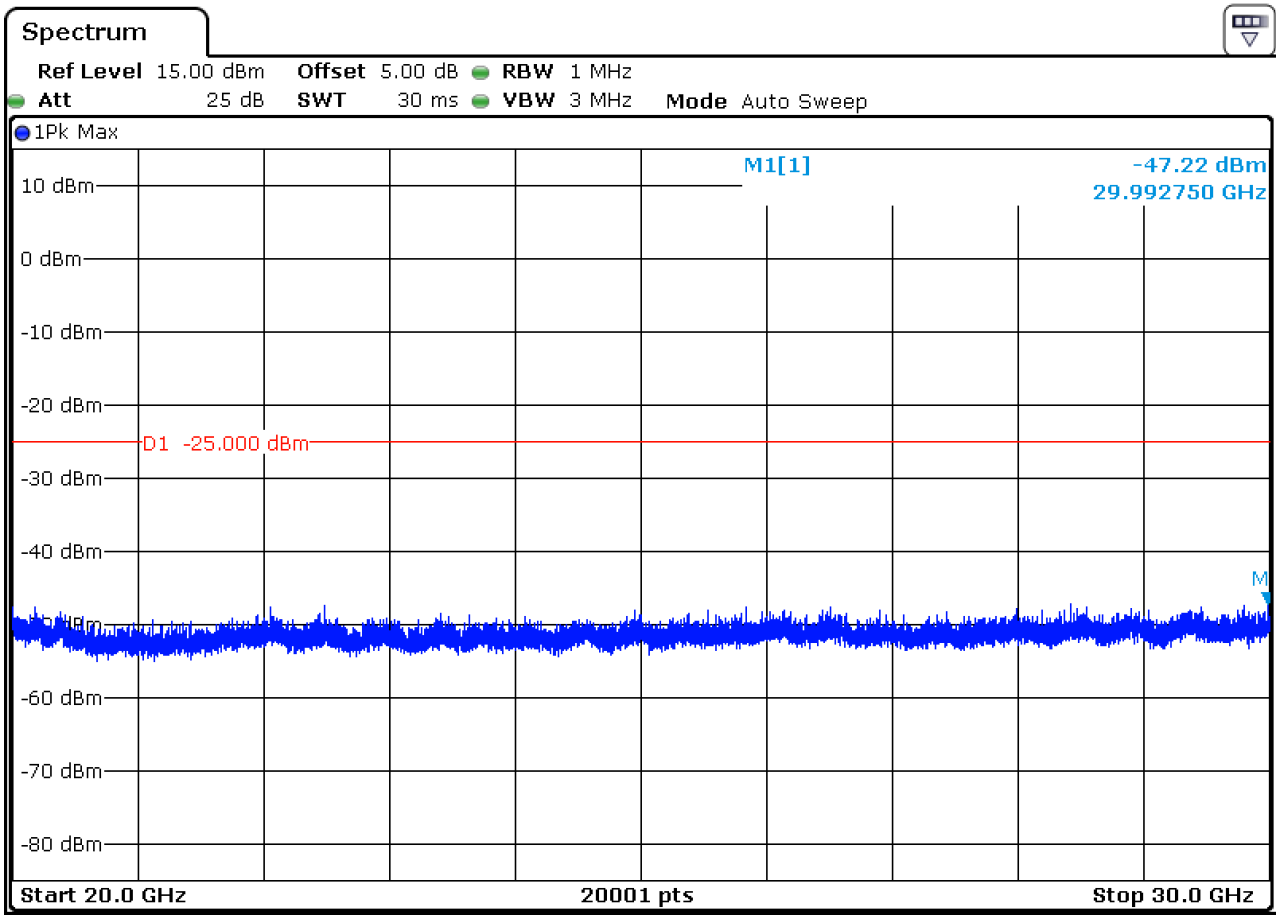
Spectrum
Ref Level 15.00 dBm Offset 5.00 dB RBW 1 MHz
Att 25 dB SWT 30 ms VBW 3 MHz Mode Auto Sweep
1Pk Max
M1[1] -47.22 dBm
29.992750 GHz
10 dBm
0 dBm
-10 dBm
-20 dBm
D1 -25.000 dBm
-30 dBm
-40 dBm
M
-50 dBm
-60 dBm
-70 dBm
-80 dBm
Start 20.0 GHz
20001 pts
Stop 30.0 GHz

6.1.1.4.2 Test Channel = MCH

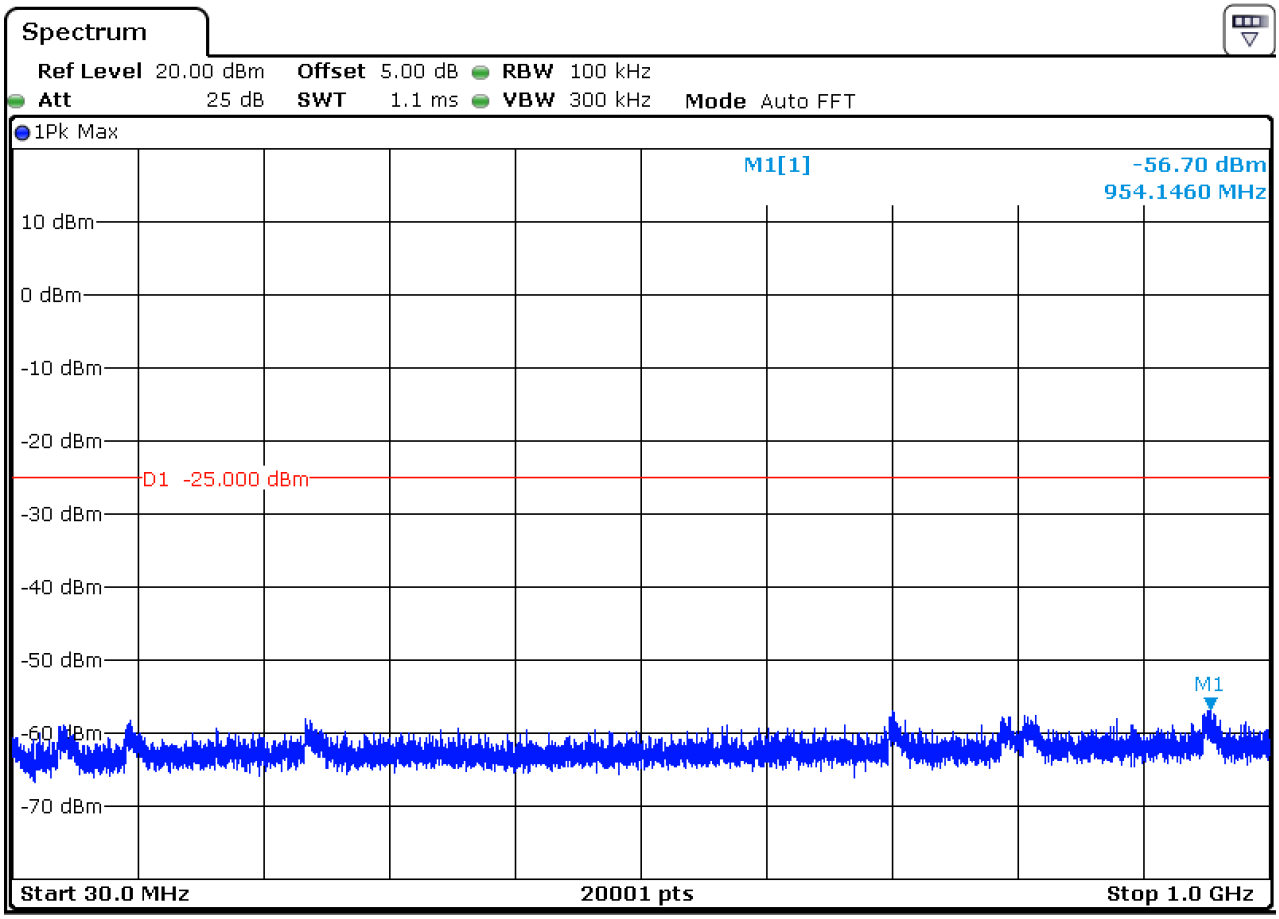

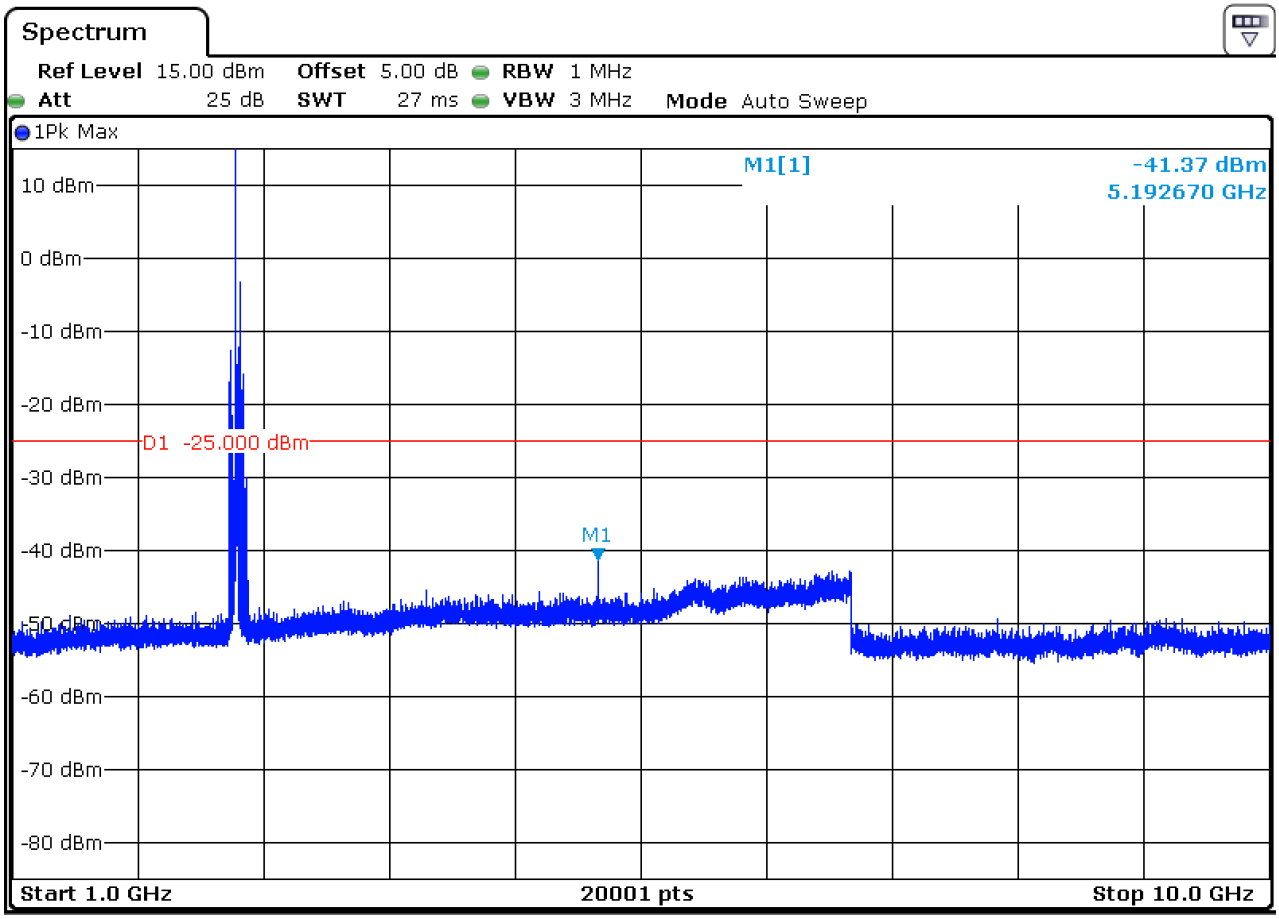
Spectrum
Ref Level 15.00 dBm Offset 5.00 dB RBW 1 MHz
Att 25 dB SWT 27 ms VBW 3 MHz Mode Auto Sweep
1Pk Max
M1[1] -41.37 dBm
5.192670 GHz
10 dBm
0 dBm
-10 dBm
-20 dBm
D1 -25.000 dBm
-30 dBm
-40 dBm
M1
-50 dBm
-60 dBm
-70 dBm
-80 dBm
Start 1.0 GHz
20001 pts
Stop 10.0 GHz

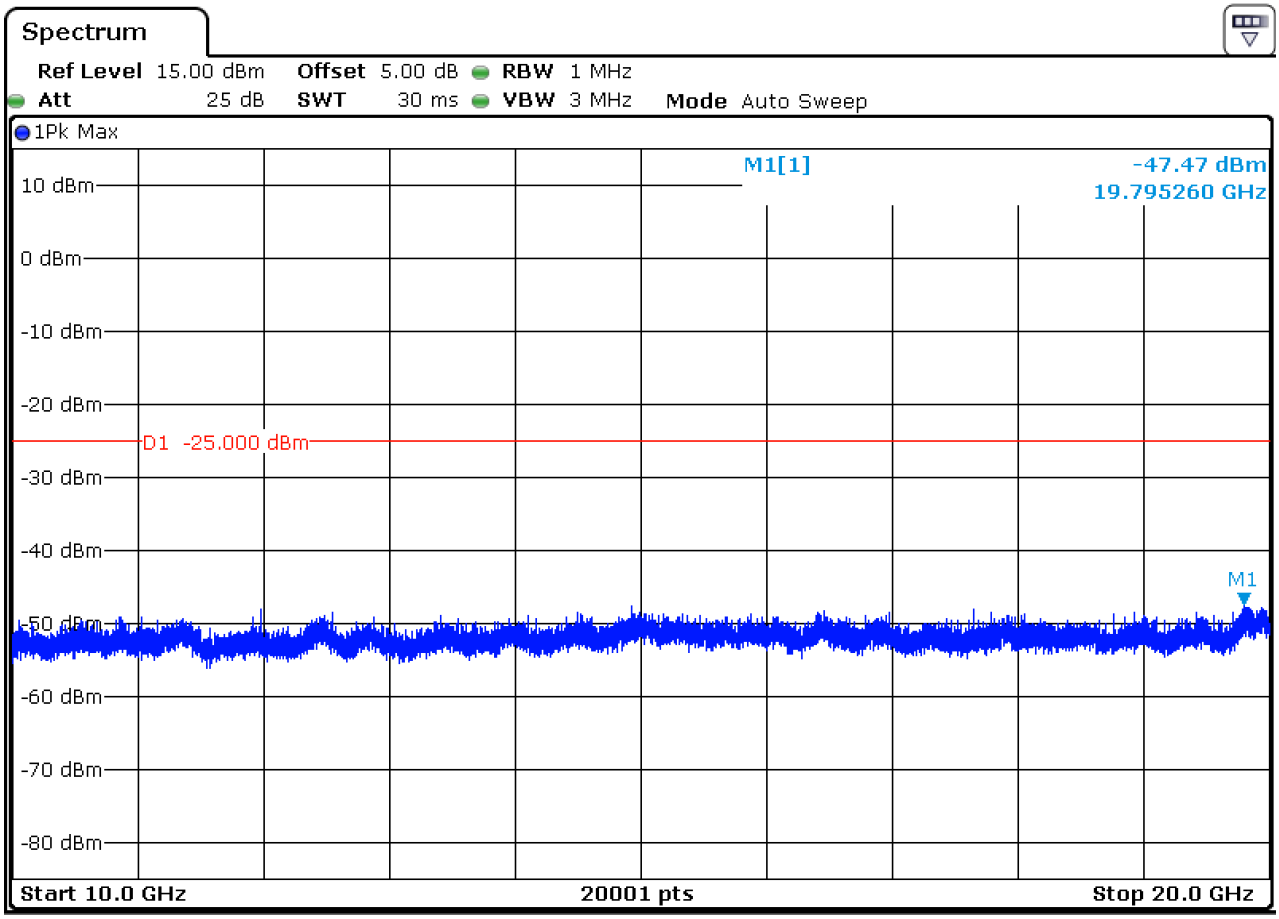
Spectrum
Ref Level 15.00 dBm Offset 5.00 dB RBW 1 MHz
Att 25 dB SWT 30 ms VBW 3 MHz Mode Auto Sweep
1Pk Max
M1[1] -47.47 dBm
19.795260 GHz
10 dBm
0 dBm
-10 dBm
-20 dBm
D1 -25.000 dBm
-30 dBm
-40 dBm
M1
-50 dBm
-60 dBm
-70 dBm
-80 dBm
Start 10.0 GHz
20001 pts
Stop 20.0 GHz

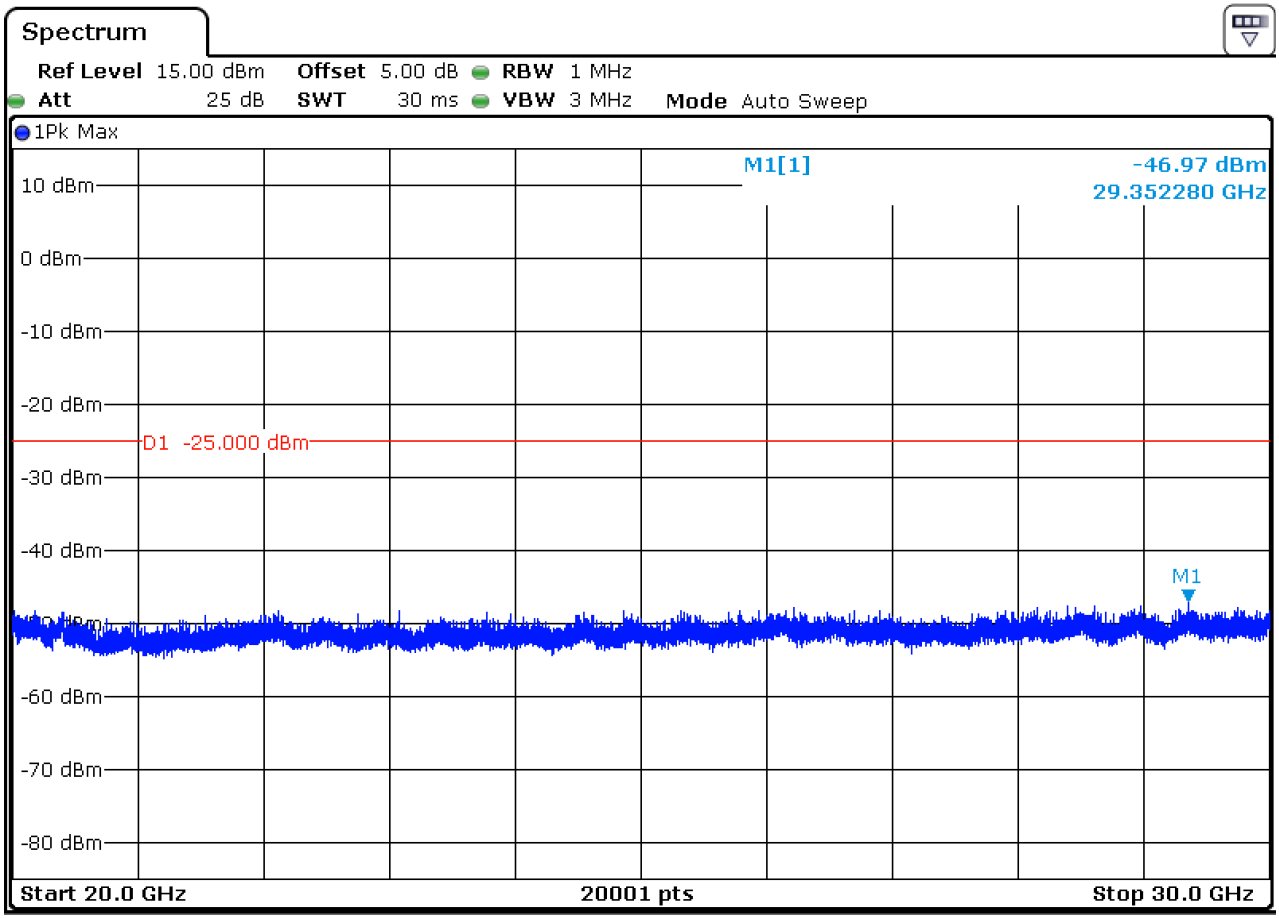
Spectrum
Ref Level 15.00 dBm Offset 5.00 dB RBW 1 MHz
Att 25 dB SWT 30 ms VBW 3 MHz Mode Auto Sweep
1Pk Max
M1[1] -46.97 dBm
29.352280 GHz
10 dBm
0 dBm
-10 dBm
-20 dBm
D1 -25.000 dBm
-30 dBm
-40 dBm
M1
-60 dBm
-70 dBm
-80 dBm
Start 20.0 GHz
20001 pts
Stop 30.0 GHz

6.1.1.4.3 Test Channel = HCH

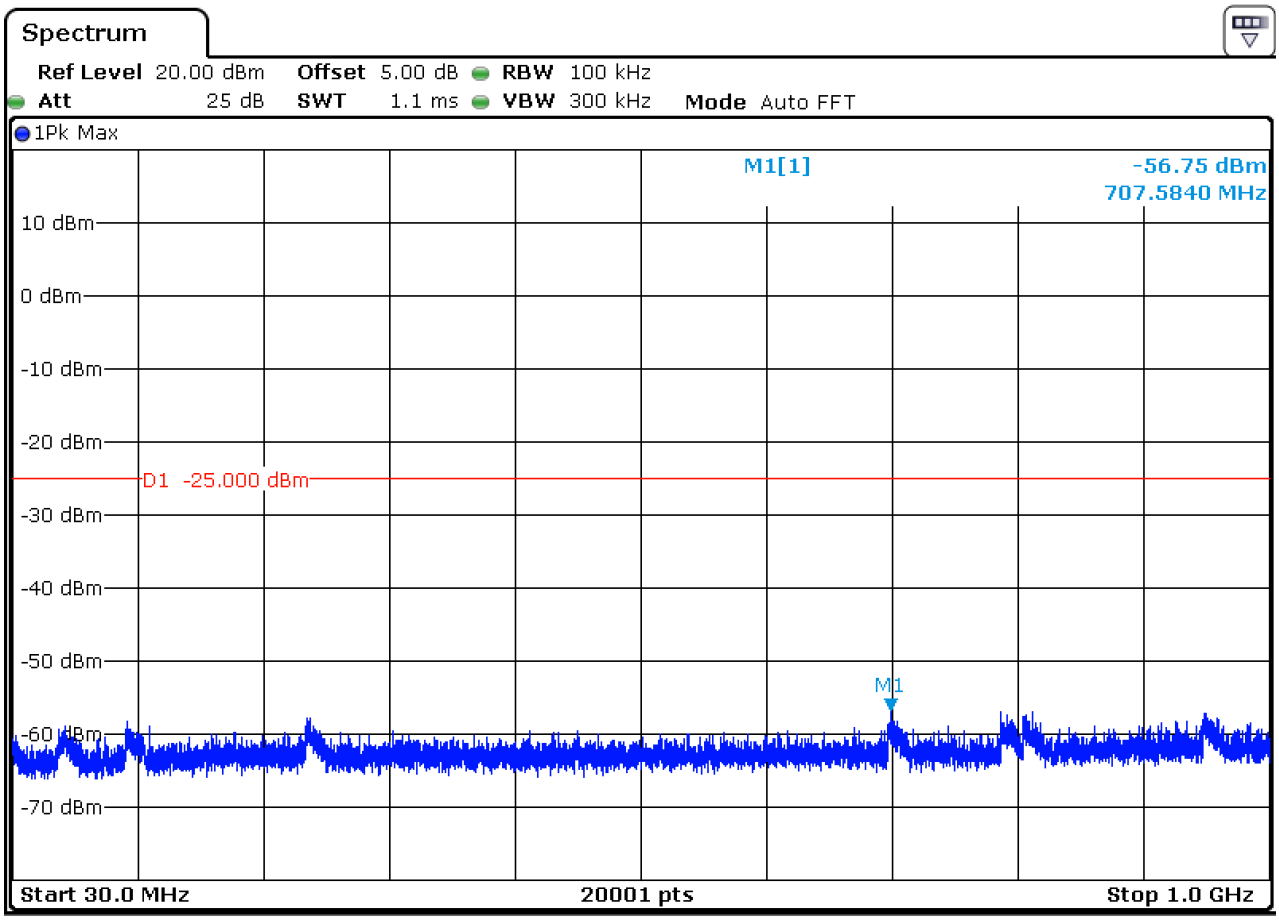

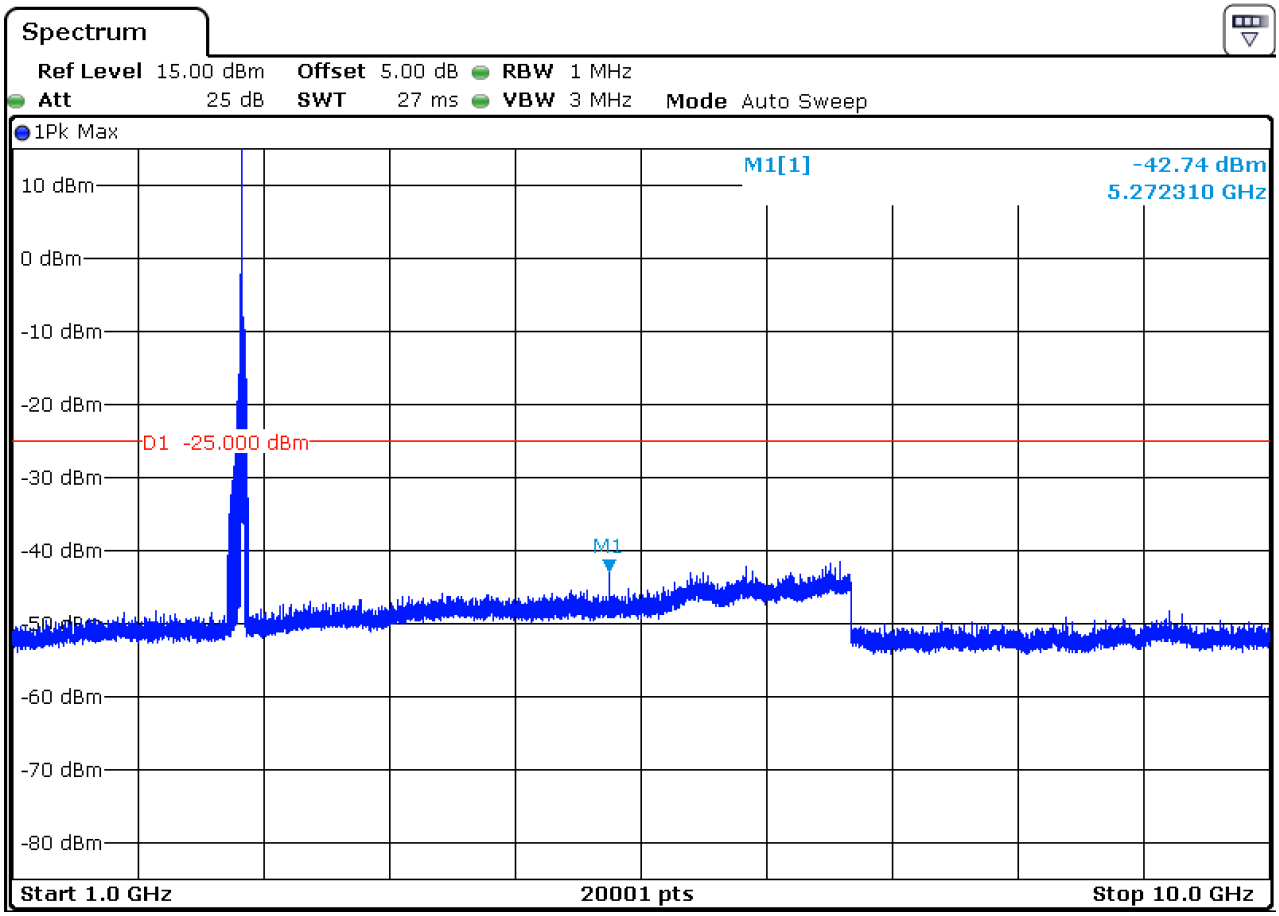
Spectrum
Ref Level 15.00 dBm Offset 5.00 dB RBW 1 MHz
Att 25 dB SWT 27 ms VBW 3 MHz Mode Auto Sweep
1Pk Max
M1[1]
-42.74 dBm
5.272310 GHz
10 dBm
0 dBm
-10 dBm
-20 dBm
D1 -25.000 dBm
-30 dBm
-40 dBm
M1
-50 dBm
-60 dBm
-70 dBm
-80 dBm
Start 1.0 GHz
20001 pts
Stop 10.0 GHz

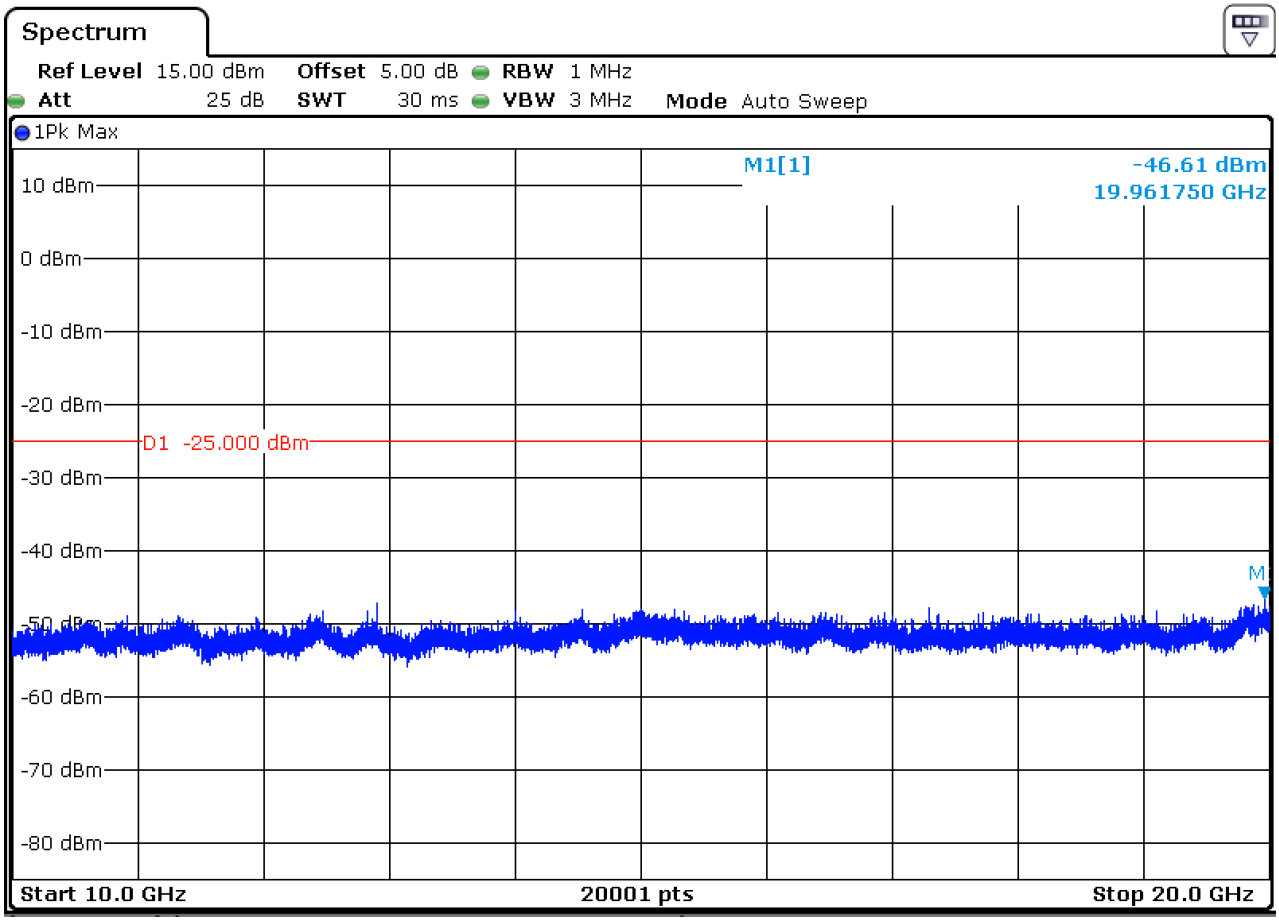
Spectrum
Ref Level 15.00 dBm Offset 5.00 dB RBW 1 MHz
Att 25 dB SWT 30 ms VBW 3 MHz Mode Auto Sweep
1Pk Max
M1[1] -46.61 dBm
19.961750 GHz
10 dBm
0 dBm
-10 dBm
-20 dBm
D1 -25.000 dBm
-30 dBm
-40 dBm
-50 dBm
-60 dBm
-70 dBm
-80 dBm
Start 10.0 GHz
20001 pts
Stop 20.0 GHz

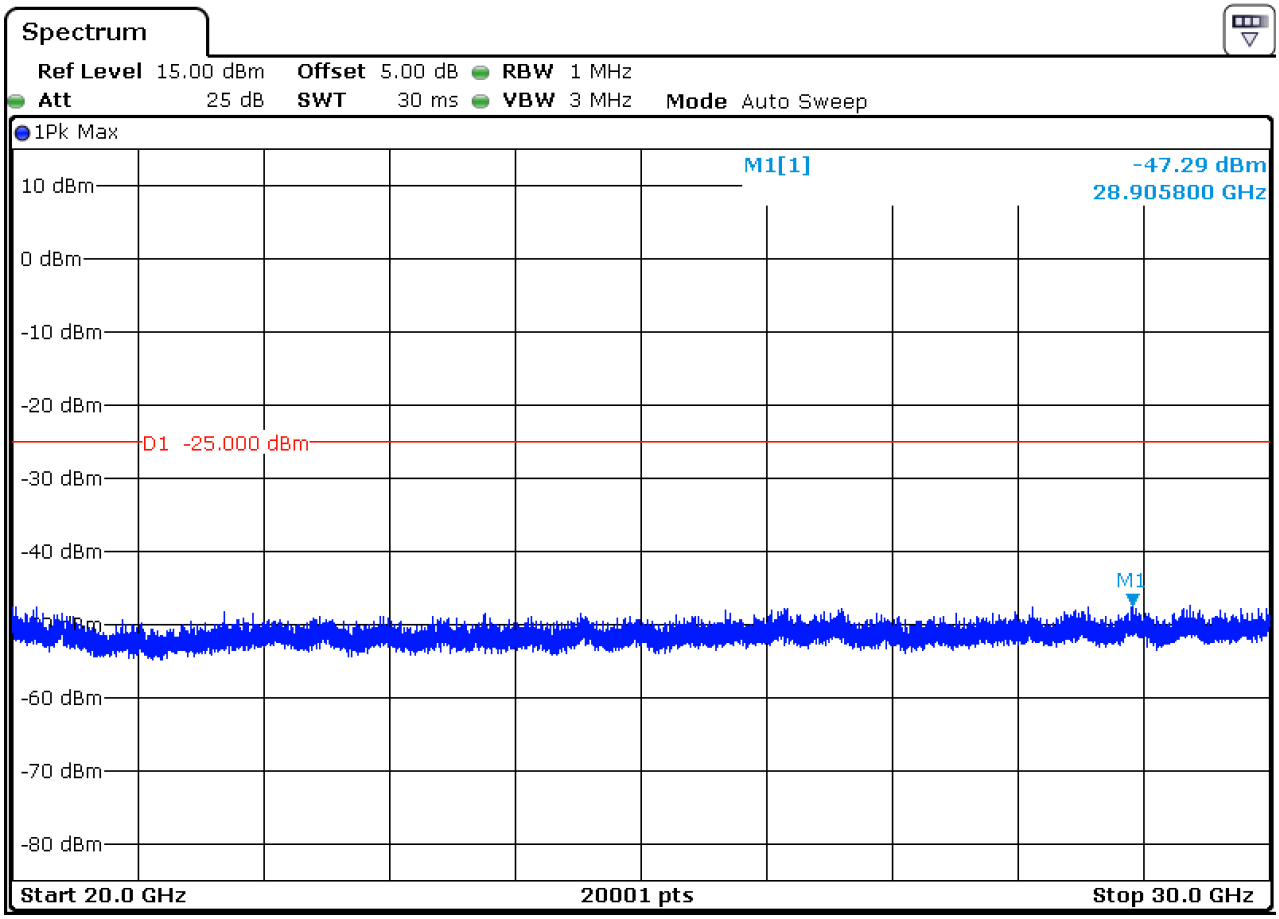
Spectrum
Ref Level 15.00 dBm Offset 5.00 dB RBW 1 MHz
Att 25 dB SWT 30 ms VBW 3 MHz Mode Auto Sweep
1Pk Max
M1[1] -47.29 dBm
28.905800 GHz
10 dBm
0 dBm
-10 dBm
-20 dBm
D1 -25.000 dBm
-30 dBm
-40 dBm
M1
-60 dBm
-70 dBm
-80 dBm
Start 20.0 GHz
20001 pts
Stop 30.0 GHz

7 Field Strength of Spurious Radiation

7.1 For LTE

7.1.1 Test Band = LTE band41

7.1.1.1 Test Mode =LTE/TM1 20MHz RB1#0

7.1.1.1.1 Test Channel = LCH

Frequency (MHz)	Level (dBm)	Limit Line (dBm)	Over Limit (dB)	Polarization
5012.000	-58.74	-25	-33.74	Vertical
7518.000	-60.08	-25	-35.08	Vertical
10024.000	-59.14	-25	-34.14	Vertical
5012.000	-58.76	-25	-33.76	Horizontal
7518.000	-60.93	-25	-35.93	Horizontal
10024.000	-61.13	-25	-36.13	Horizontal

7.1.1.1.2 Test Channel = MCH

Frequency (MHz)	Level (dBm)	Limit Line (dBm)	Over Limit (dB)	Polarization
5186.000	-60.04	-25	-35.04	Vertical
7779.000	-58.37	-25	-33.37	Vertical
10372.000	-60.86	-25	-35.86	Vertical
5186.000	-58.26	-25	-33.26	Horizontal
7779.000	-58.93	-25	-33.93	Horizontal
10372.000	-61.07	-25	-36.07	Horizontal

7.1.1.1.3 Test Channel = HCH

Frequency (MHz)	Level (dBm)	Limit Line (dBm)	Over Limit (dB)	Polarization
5365.000	-59.60	-25	-34.60	Vertical
8047.500	-59.74	-25	-34.74	Vertical
10730.000	-60.21	-25	-35.21	Vertical
5365.000	-59.59	-25	-34.59	Horizontal
8047.500	-60.55	-25	-35.55	Horizontal
10730.000	-59.49	-25	-34.49	Horizontal

NOTE:

1) The disturbance above 13GHz and below 1GHz was very low, and the above harmonics were the highest point could be found when testing, so only the above harmonics had been displayed.

8 Frequency Stability

8.1 Frequency Error VS. Voltage

Test Band	Test Mode	Test Channel	Test Temp.	Test Volt.	Freq. Error [Hz]	Freq. vs. rated [ppm]	Verdict
LTEband41	LTE/TM1 5MHz	LCH	TN	VL	-4.75	-0.0019	PASS
				VN	-4.06	-0.00162	PASS
				VH	-0.90	-0.00036	PASS
		MCH	TN	VL	-5.59	-0.00216	PASS
				VN	-2.95	-0.00114	PASS
				VH	-3.08	-0.00119	PASS
		HCH	TN	VL	-2.99	-0.00111	PASS
				VN	-10.79	-0.00401	PASS
				VH	-9.21	-0.00343	PASS
	LTE/TM2 5MHz	LCH	TN	VL	-6.24	-0.0025	PASS
				VN	-8.50	-0.0034	PASS
				VH	-6.77	-0.00271	PASS
		MCH	TN	VL	3.96	0.00153	PASS
				VN	-2.27	-0.00088	PASS
				VH	-3.29	-0.00127	PASS
		HCH	TN	VL	-12.82	-0.00477	PASS
				VN	-6.42	-0.00239	PASS
				VH	-7.18	-0.00267	PASS

Test Band	Test Mode	Test Channel	Test Temp.	Test Volt.	Freq. Error [Hz]	Freq. vs. rated [ppm]	Verdict
LTEband41	LTE/TM1 10MHz	LCH	TN	VL	-9.88	-0.00395	PASS
				VN	-17.48	-0.00699	PASS
				VH	-9.98	-0.00399	PASS
		MCH	TN	VL	-6.69	-0.00258	PASS
				VN	-7.02	-0.00271	PASS
				VH	-8.23	-0.00317	PASS
		HCH	TN	VL	-28.62	-0.01066	PASS
				VN	-11.76	-0.00438	PASS
				VH	-23.65	-0.00881	PASS
	LTE/TM2 10MHz	LCH	TN	VL	-22.16	-0.00886	PASS
				VN	-21.24	-0.00849	PASS
				VH	-18.10	-0.00724	PASS
		MCH	TN	VL	-13.39	-0.00516	PASS
				VN	-11.93	-0.0046	PASS
				VH	-6.49	-0.0025	PASS
		HCH	TN	VL	-24.05	-0.00896	PASS
				VN	-20.90	-0.00778	PASS
				VH	-26.54	-0.00988	PASS

Test Band	Test Mode	Test Channel	Test Temp.	Test Volt.	Freq. Error [Hz]	Freq. vs. rated [ppm]	Verdict
LTEband41	LTE/TM1 15MHz	LCH	TN	VL	-0.89	-0.00036	PASS
				VN	-3.81	-0.00152	PASS
				VH	-6.65	-0.00266	PASS
		MCH	TN	VL	47.58	0.01835	PASS
				VN	50.17	0.01935	PASS
				VH	49.81	0.01921	PASS
		HCH	TN	VL	-6.72	-0.00251	PASS
				VN	-7.11	-0.00265	PASS
				VH	-27.07	-0.01009	PASS
	LTE/TM2 15MHz	LCH	TN	VL	-4.79	-0.00191	PASS
				VN	-2.02	-0.00081	PASS
				VH	-2.17	-0.00087	PASS
		MCH	TN	VL	46.12	0.01779	PASS
				VN	50.10	0.01932	PASS
				VH	51.30	0.01978	PASS
		HCH	TN	VL	-5.02	-0.00187	PASS
				VN	-6.38	-0.00238	PASS
				VH	-7.65	-0.00285	PASS

Test Band	Test Mode	Test Channel	Test Temp.	Test Volt.	Freq. Error [Hz]	Freq. vs. rated [ppm]	Verdict
LTEband41	LTE/TM1 20MHz	LCH	TN	VL	-0.60	-0.00024	PASS
				VN	-5.32	-0.00212	PASS
				VH	-6.04	-0.00241	PASS
		MCH	TN	VL	-4.03	-0.00155	PASS
				VN	-3.33	-0.00128	PASS
				VH	-4.39	-0.00169	PASS
		HCH	TN	VL	-6.91	-0.00258	PASS
				VN	-8.14	-0.00304	PASS
				VH	-3.50	-0.00131	PASS
	LTE/TM2 20MHz	LCH	TN	VL	-6.01	-0.0024	PASS
				VN	-4.63	-0.00185	PASS
				VH	-3.09	-0.00123	PASS
		MCH	TN	VL	-3.98	-0.00153	PASS
				VN	-2.75	-0.00106	PASS
				VH	-3.08	-0.00119	PASS
		HCH	TN	VL	-7.22	-0.00269	PASS
				VN	-6.75	-0.00252	PASS
				VH	-7.38	-0.00275	PASS

8.2 Frequency Error VS. Temperature

Test Band	Test Mode	Test Channel	Test Volt.	Test Temp.	Freq. Error [Hz]	Freq. vs. rated [ppm]	Verdict
LTEband41	LTE/TM1 5MHz	LCH	VN	-30	-0.44	-0.00018	PASS
				-20	-6.18	-0.00247	PASS
				-10	-4.01	-0.0016	PASS
				0	-4.29	-0.00172	PASS
				10	-5.08	-0.00203	PASS
				20	1.07	0.00043	PASS
				30	2.30	0.00092	PASS
				40	-5.08	-0.00203	PASS
				50	-10.23	-0.00409	PASS
		MCH	VN	-30	-11.10	-0.00428	PASS
				-20	-3.10	-0.0012	PASS
				-10	-5.39	-0.00208	PASS
				0	0.69	0.00027	PASS
				10	-0.06	-0.00002	PASS
				20	-8.90	-0.00343	PASS
				30	-7.52	-0.0029	PASS
				40	-10.97	-0.00423	PASS
				50	-0.37	-0.00014	PASS
		HCH	VN	-30	-5.42	-0.00202	PASS
				-20	-3.00	-0.00112	PASS
				-10	-3.63	-0.00135	PASS
				0	-11.36	-0.00423	PASS
				10	-3.58	-0.00133	PASS
				20	-10.44	-0.00388	PASS
				30	-10.16	-0.00378	PASS
				40	-11.77	-0.00438	PASS
				50	-13.35	-0.00497	PASS

Test Band	Test Mode	Test Channel	Test Volt.	Test Temp.	Freq. Error [Hz]	Freq. vs. rated [ppm]	Verdict
LTEband41	LTE/TM2 5MHz	LCH	VN	-30	-1.44	-0.00058	PASS
				-20	-5.55	-0.00222	PASS
				-10	-8.44	-0.00338	PASS
				0	0.89	0.00036	PASS
				10	-2.73	-0.00109	PASS
				20	-5.09	-0.00204	PASS
				30	-4.72	-0.00189	PASS
				40	-0.90	-0.00036	PASS
				50	-3.28	-0.00131	PASS
		MCH	VN	-30	-2.23	-0.00086	PASS
				-20	0.43	0.00017	PASS
				-10	-3.91	-0.00151	PASS
				0	-4.19	-0.00162	PASS
				10	-6.29	-0.00243	PASS
				20	-5.45	-0.0021	PASS
				30	-1.53	-0.00059	PASS
				40	-4.46	-0.00172	PASS
				50	-6.48	-0.0025	PASS
		HCH	VN	-30	-44.99	-0.01674	PASS
				-20	-4.51	-0.00168	PASS
				-10	-2.22	-0.00083	PASS
				0	-6.27	-0.00233	PASS
				10	2.03	0.00076	PASS
				20	-11.77	-0.00438	PASS
				30	-11.20	-0.00417	PASS
				40	-5.39	-0.00201	PASS
				50	-10.11	-0.00376	PASS

Test Band	Test Mode	Test Channel	Test Volt.	Test Temp.	Freq. Error [Hz]	Freq. vs. rated [ppm]	Verdict
LTEband41	LTE/TM1 10MHz	LCH	VN	-30	-17.19	-0.00687	PASS
				-20	-5.92	-0.00237	PASS
				-10	-17.05	-0.00682	PASS
				0	-23.65	-0.00946	PASS
				10	-15.42	-0.00617	PASS
				20	-19.54	-0.00781	PASS
				30	-23.29	-0.00931	PASS
				40	-7.08	-0.00283	PASS
				50	-12.67	-0.00507	PASS
		MCH	VN	-30	-4.78	-0.00184	PASS
				-20	-22.52	-0.00868	PASS
				-10	-17.42	-0.00672	PASS
				0	-12.90	-0.00497	PASS
				10	-7.81	-0.00301	PASS
				20	-13.26	-0.00511	PASS
				30	-34.28	-0.01322	PASS
				40	-6.19	-0.00239	PASS
				50	-23.29	-0.00898	PASS
		HCH	VN	-30	-22.37	-0.00833	PASS
				-20	-19.54	-0.00728	PASS
				-10	-18.60	-0.00693	PASS
				0	-19.74	-0.00735	PASS
				10	-6.07	-0.00226	PASS
				20	-15.74	-0.00586	PASS
				30	-9.86	-0.00367	PASS
				40	-15.06	-0.00561	PASS
				50	-10.63	-0.00396	PASS

Test Band	Test Mode	Test Channel	Test Volt.	Test Temp.	Freq. Error [Hz]	Freq. vs. rated [ppm]	Verdict
LTEband41	LTE/TM2 10MHz	LCH	VN	-30	-21.53	-0.00861	PASS
				-20	-11.93	-0.00477	PASS
				-10	-37.41	-0.01496	PASS
				0	-14.52	-0.00581	PASS
				10	-3.06	-0.00122	PASS
				20	-5.28	-0.00211	PASS
				30	-21.27	-0.0085	PASS
				40	-19.08	-0.00763	PASS
				50	-18.30	-0.00732	PASS
		MCH	VN	-30	-5.09	-0.00196	PASS
				-20	-6.81	-0.00263	PASS
				-10	-9.37	-0.00361	PASS
				0	-5.79	-0.00223	PASS
				10	-8.64	-0.00333	PASS
				20	-4.84	-0.00187	PASS
				30	-7.57	-0.00292	PASS
				40	-4.13	-0.00159	PASS
				50	-3.43	-0.00132	PASS
		HCH	VN	-30	-16.14	-0.00601	PASS
				-20	-13.72	-0.00511	PASS
				-10	-14.48	-0.00539	PASS
				0	-25.42	-0.00947	PASS
				10	-15.15	-0.00564	PASS
				20	-12.69	-0.00473	PASS
				30	-11.86	-0.00442	PASS
				40	-9.17	-0.00342	PASS
				50	-10.24	-0.00381	PASS

Test Band	Test Mode	Test Channel	Test Volt.	Test Temp.	Freq. Error [Hz]	Freq. vs. rated [ppm]	Verdict
LTEband41	LTE/TM1 15MHz	LCH	VN	-30	-4.69	-0.00187	PASS
				-20	-3.50	-0.0014	PASS
				-10	-4.18	-0.00167	PASS
				0	2.39	0.00095	PASS
				10	-0.50	-0.0002	PASS
				20	-5.55	-0.00222	PASS
				30	-4.69	-0.00187	PASS
				40	0.59	0.00024	PASS
				50	0.57	0.00023	PASS
		MCH	VN	-30	44.32	0.01709	PASS
				-20	40.28	0.01553	PASS
				-10	49.30	0.01901	PASS
				0	43.04	0.0166	PASS
				10	43.69	0.01685	PASS
				20	40.84	0.01575	PASS
				30	44.93	0.01733	PASS
				40	42.73	0.01648	PASS
				50	49.45	0.01907	PASS
		HCH	VN	-30	-6.74	-0.00251	PASS
				-20	-7.98	-0.00297	PASS
				-10	-5.85	-0.00218	PASS
				0	-5.29	-0.00197	PASS
				10	-6.90	-0.00257	PASS
				20	-18.91	-0.00705	PASS
				30	-6.87	-0.00256	PASS
				40	-7.64	-0.00285	PASS
				50	-8.07	-0.00301	PASS

Test Band	Test Mode	Test Channel	Test Volt.	Test Temp.	Freq. Error [Hz]	Freq. vs. rated [ppm]	Verdict
LTEband41	LTE/TM2 15MHz	LCH	VN	-30	-2.98	-0.00119	PASS
				-20	1.52	0.00061	PASS
				-10	-0.54	-0.00022	PASS
				0	-4.75	-0.0019	PASS
				10	-2.82	-0.00113	PASS
				20	-4.81	-0.00192	PASS
				30	-8.20	-0.00328	PASS
				40	-2.30	-0.00092	PASS
				50	-4.52	-0.00181	PASS
		MCH	VN	-30	45.20	0.01743	PASS
				-20	45.49	0.01754	PASS
				-10	45.60	0.01759	PASS
				0	42.87	0.01653	PASS
				10	39.94	0.0154	PASS
				20	36.49	0.01407	PASS
				30	37.59	0.0145	PASS
				40	32.06	0.01236	PASS
				50	40.57	0.01565	PASS
		HCH	VN	-30	-5.44	-0.00203	PASS
				-20	-4.82	-0.0018	PASS
				-10	-5.54	-0.00207	PASS
				0	-7.78	-0.0029	PASS
				10	-7.07	-0.00264	PASS
				20	-4.09	-0.00152	PASS
				30	-3.81	-0.00142	PASS
				40	-4.05	-0.00151	PASS
				50	-28.54	-0.01064	PASS

Test Band	Test Mode	Test Channel	Test Volt.	Test Temp.	Freq. Error [Hz]	Freq. vs. rated [ppm]	Verdict
LTEband41	LTE/TM1 20MHz	LCH	VN	-30	-2.32	-0.00090	PASS
				-20	-3.34	-0.00130	PASS
				-10	2.18	0.00085	PASS
				0	4.75	0.00185	PASS
				10	1.65	0.00064	PASS
				20	6.11	0.00238	PASS
				30	-0.31	-0.00012	PASS
				40	-2.14	-0.00083	PASS
				50	2.59	0.00101	PASS
		MCH	VN	-30	-3.80	-0.00146	PASS
				-20	-5.95	-0.00228	PASS
				-10	-2.49	-0.00096	PASS
				0	-5.62	-0.00216	PASS
				10	-3.04	-0.00117	PASS
				20	-1.93	-0.00074	PASS
				30	-5.66	-0.00217	PASS
				40	0.62	0.00024	PASS
				50	-6.42	-0.00246	PASS
		HCH	VN	-30	0.58	0.00022	PASS
				-20	-3.49	-0.00132	PASS
				-10	1.73	0.00065	PASS
				0	-4.83	-0.00183	PASS
				10	2.90	0.00110	PASS
				20	-0.57	-0.00022	PASS
				30	-5.64	-0.00213	PASS
				40	-2.43	-0.00092	PASS
				50	-3.90	-0.00147	PASS

Test Band	Test Mode	Test Channel	Test Volt.	Test Temp.	Freq. Error [Hz]	Freq. vs. rated [ppm]	Verdict
LTEband41	LTE/TM2 20MHz	LCH	VN	-30	-0.50	-0.00019	PASS
				-20	-2.45	-0.00096	PASS
				-10	3.38	0.00132	PASS
				0	2.64	0.00103	PASS
				10	1.60	0.00062	PASS
				20	-0.23	-0.00009	PASS
				30	-0.44	-0.00017	PASS
				40	5.34	0.00208	PASS
				50	0.79	0.00031	PASS
		MCH	VN	-30	-3.80	-0.00146	PASS
				-20	-5.38	-0.00207	PASS
				-10	-7.29	-0.00280	PASS
				0	-4.32	-0.00166	PASS
				10	-0.34	-0.00013	PASS
				20	1.74	0.00067	PASS
				30	-3.64	-0.00140	PASS
				40	-2.62	-0.00101	PASS
				50	-3.91	-0.00150	PASS
		HCH	VN	-30	1.34	0.00051	PASS
				-20	-2.55	-0.00096	PASS
				-10	1.59	0.00060	PASS
				0	-3.73	-0.00141	PASS
				10	2.88	0.00109	PASS
				20	-1.47	-0.00056	PASS
				30	-2.59	-0.00098	PASS
				40	-4.33	-0.00164	PASS
				50	-7.60	-0.00287	PASS

The End