FCC TEST REPORT
for
Legamaster International B.V.

Interactive Flat Panel

Model No.: ETX-6500

FCC ID: 2AKP8-ETX-6500

Prepared for	:	Legamaster International B.V.
Address	:	Kwinkweerd 62, NL-7241 CW Lochem, Postbus 111, NL-7240 AC Lochem, Netherlands
Prepared by	:	Accurate Technology Co., Ltd.
Address	:	F1, Bldg. A&D, Changyuan New Material Port, Keyuan Rd., Science & Industry Park, Nanshan District Shenzhen 518057, P.R. China Tel: +86-755-26503290 Fax: +86-755-26503396

Report No.	:	ATE20170253
Date of Test	:	March 10-13, 2017
Date of Report	:	March 20, 2017

TABLE OF CONTENTS

Description Page

Test Report

1. TEST RESULTS SUMMARY 4
2. GENERAL INFORMATION 5
2.1. Description of Device (EUT) 5
2.2. Accessory and Auxiliary Equipment 6
2.3. Description of Test Facility 7
2.4. Measurement Uncertainty 7
3. MEASURING DEVICE AND TEST EQUIPMENT 8
3.1. For Radiated Emission Measurement 8
3.2. The Equipment Used to Measure Conducted Disturbance (L.I.S.N) 9
4. POWER LINE CONDUCTED MEASUREMENT 10
4.1. Block Diagram of Test Setup 10
4.2. Test mode description 10
4.3. Power Line Conducted Emission Measurement Limits 10
4.4. Configuration of EUT on Measurement 10
4.5. Operating Condition of EUT 11
4.6. Test Procedure 11
4.7. Power Line Conducted Emission Measurement Results 11
5. RADIATED EMISSION MEASUREMENT 36
5.1. Block Diagram of Test 36
5.2. Test mode description 36
5.3. Radiated Emission Limit (Class B) 37
5.4. Manufacturer 37
5.5. Operating Condition of EUT 37
5.6. Test Procedure 38
5.7. Radiated Emission Noise Measurement Result 38
6. PHOTOGRAPHS 75
6.1. Photos of Radiated Emission Measurement 75
6.2. Photo of Conducted Emission Measurement 76
6.3. Photo of EUT 77

Test Report

Applicant : Legamaster International B.V.
Manufacturer : Xiamen Prima Technology Inc.
EUT Description : Interactive Flat Panel
Model No. : ETX-6500
Trade Name : Legamaster

Measurement Procedure Used:

FCC Rules and Regulations Part 15 Subpart B Class B
ANSI C63.4: 2014

The device described above is tested by Accurate Technology Co., Ltd. to determine the maximum emission levels emanating from the device. The maximum emission levels are compared to the FCC Part 15 Subpart B Class B limits both radiated and conducted emissions. The measurement results are contained in this test report and Accurate Technology Co., Ltd. is assumed full responsibility for the accuracy and completeness of these measurements. Also, this report shows that the Equipment Under Test (EUT) is to be technically compliant with the FCC requirements.

This report applies to above tested sample only. This report shall not be reproduced in part without written approval of Accurate Technology Co., Ltd.

Date of Test : March 10-13, 2017
Date of Report: March 20, 2017

Prepared by : Bob Wang
(Bob Wang, Engineer)

Approved & Authorized Signer : Sean Liu
(Sean Liu, Manager)

1. TEST RESULTS SUMMARY

Test Items	Test Standard	Test Results
Power Line Conducted Emission	FCC Part 15 Subpart B	Pass
Radiated Emission	FCC Part 15 Subpart B	Pass

Remark: “N/A” Means not applicable

2. GENERAL INFORMATION

2.1.Description of Device (EUT)

Product	:	Interactive Flat Panel
Model No.	:	ETX-6500
Test Voltage	:	INPUT: AC 100-240V~50/60Hz 2.8A
Trade Name	:	Legamaster
Remark(s)	:	The EUT highest operating frequency provided by Manufacturer is 1.2GHz and include 2.4GHz wifi, the radiated emission measurement shall be made up to 25 GHz.
Applicant	:	Legamaster International B.V.
Address	:	Kwinkweerd 62, NL-7241 CW Lochem Postbus 111, NL-7240 AC Lochem
Manufacturer	:	Xiamen Prima Technology Inc.
Address	:	No.178, Xinfeng Road, Xiamen, Fujian, P. R. China
Date of sample receiver	:	March 8, 2017
Date of Test	:	March 10-13, 2017

2.2.Accessory and Auxiliary Equipment

PC	:	Manufacturer: DELL M/N: DMC S/N: HZXLM1
media player	:	Manufacturer: TOSHIBA M/N: STOR.E TV+ S/N: 101200005
USB Memory Disk	:	Manufacturer: Smartocean M/N: 3611S/N: 101200005
LCD Monitor	:	Manufacturer: DELL M/N: 1704FPTt S/N: 434
Keyboard	:	Manufacturer: DELL M/N: SK-8110 S/N: LR86682
Mouse	:	Manufacturer: DELL M/N: M071KC S/N: 410042355
Earphone	:	Manufacturer: APPLE M/N: iPhone (Matching earphone) S/N: 7M6369W3VQ5
HDMI Line	:	HDMI line length of 1 meters, have shield and magnetic ring
VGA Line	:	VGA line length of 1 meters, have shield and magnetic ring
AV Line	:	AV line length of 0.8 meters, have shield and magnetic ring
DP Line	:	DP line length of 0.8 meters, have shield and magnetic ring
TOUCH Line	:	DP line length of 1.2 meters, have shield and magnetic ring
Net port line	:	Net port length of 4 meters, have shield and magnetic ring

2.3.Description of Test Facility

EMC Lab	:	Accredited by TUV Rheinland Shenzhen Listed by FCC The Registration Number is 253065 Listed by FCC The Registration Number is 752051 Listed by Industry Canada The Registration Number is 5077A-1 Listed by Industry Canada The Registration Number is 5077A-2 Accredited by China National Accreditation Committee for Laboratories The Certificate Registration Number is L3193
Name of Firm	:	Accurate Technology Co., Ltd.
Site Location	:	F1, Bldg. A&D, Changyuan New Material Port, Keyuan Rd. Science & Industry Park, Nanshan District, Shenzhen 518057, P.R. China

2.4.Measurement Uncertainty

Conducted Emission Expanded Uncertainty	=	2.23dB, k=2
Power Disturbance Expanded Uncertainty	=	2.92 dB, k=2
Radiated emission expanded uncertainty (9kHz-30MHz)	=	3.08dB, k=2
Radiated emission expanded uncertainty (30MHz-1000MHz)	=	4.42dB, k=2
Radiated emission expanded uncertainty (Above 1GHz)	=	4.06dB, k=2

3. MEASURING DEVICE AND TEST EQUIPMENT

3.1. For Radiated Emission Measurement

Item	Equipment	Manufacturer	Model No.	Serial No.	Last Cal.	Cal. Interval
1.	Spectrum Analyzer	Agilent	E7405A	MY45115511	Jan.07, 2017	1 Year
2.	Spectrum Analyzer	Rohde&Schwarz	FSV40	101495	Jan.07, 2017	1 Year
3.	Test Receiver	Rohde&Schwarz	ESCS30	100307	Jan.07, 2017	1 Year
4.	Test Receiver	Rohde& Schwarz	ESPI	100396/003	Jan.07, 2017	1 Year
5.	Test Receiver	Rohde& Schwarz	ESPI	101526/003	Jan.07, 2017	1 Year
6.	Test Receiver	Rohde& Schwarz	ESR	101817	Jan.07, 2017	1 Year
7.	Bilog Antenna	Schwarzbeck	VULB9163	9163-194	Jan.13, 2017	1 Year
8.	Bilog Antenna	Schwarzbeck	VULB9163	9163-323	Jan.13, 2017	1 Year
9.	Log.-Per.Antenna	Schwarzbeck	VUSLP 9111B	9111B-074	Jan.13, 2017	1 Year
10.	Biconical Broad Band Antenna	Schwarzbeck	VHBB 9124+BBA 9106	9124-617	Jan.13, 2017	1 Year
11.	Loop Antenna	Schwarzbeck	FMZB1516	1516131	Jan.13, 2017	1 Year
12.	Horn Antenna	Schwarzbeck	BBHA9120D	9120D-655	Jan.13, 2017	1 Year
13.	Horn Antenna	Schwarzbeck	BBHA9120D	9120D-1067	Jan.13, 2017	1 Year
14.	Vertical Active Monopole Antenna	Schwarzbeck	VAMP 9243	9243-370	Jan.13, 2017	1 Year
15.	RF Switching Unit+PreAMP	Compliance Direction	RSU-M2	38322	Jan.07, 2017	1 Year
16.	Pre-Amplifier	Agilent	8447D	294A10619	Jan.07, 2017	1 Year
17.	Pre-Amplifier	Rohde&Schwarz	CBLU11835 40-01	3791	Jan.07, 2017	1 Year
18.	50 Coaxial Switch	Anritsu Corp	MP59B	6200237248	Jan.07, 2017	1 Year
19.	50 Coaxial Switch	Anritsu Corp	MP59B	6200506474	Jan.07, 2017	1 Year
20.	RF Coaxial Cable	Schwarzbeck	N-5m	No.1	Jan.07, 2017	1 Year
21.	RF Coaxial Cable	Schwarzbeck	N-1m	No.6	Jan.07, 2017	1 Year
22.	RF Coaxial Cable	Schwarzbeck	N-1m	No.7	Jan.07, 2017	1 Year
23.	RF Coaxial Cable	SUHNER	N-3m	No.8	Jan.07, 2017	1 Year
24.	RF Coaxial Cable	RESENBERGER	N-3.5m	No.9	Jan.07, 2017	1 Year
25.	RF Coaxial Cable	SUHNER	N-6m	No.10	Jan.07, 2017	1 Year
26.	RF Coaxial Cable	RESENBERGER	N-12m	No.11	Jan.07, 2017	1 Year
27.	RF Coaxial Cable	RESENBERGER	N-0.5m	No.12	Jan.07, 2017	1 Year
28.	RF Coaxial Cable	SUHNER	N-2m	No.13	Jan.07, 2017	1 Year
29.	RF Coaxial Cable	SUHNER	N-0.5m	No.15	Jan.07, 2017	1 Year
30.	RF Coaxial Cable	SUHNER	N-2m	No.16	Jan.07, 2017	1 Year
31.	RF Coaxial Cable	RESENBERGER	N-6m	No.17	Jan.07, 2017	1 Year

3.2. The Equipment Used to Measure Conducted Disturbance (L.I.S.N)

Item	Equipment	Manufacturer	Model No.	Serial No.	Last Cal.	Cal. Interval
1.	Test Receiver	Rohde & Schwarz	ESCS30	100307	Jan.07, 2017	1 Year
2.	Test Receiver	Rohde & Schwarz	ESPI3	100396/003	Jan.07, 2017	1 Year
3.	Test Receiver	Rohde & Schwarz	ESPI3	101526/003	Jan.07, 2017	1 Year
4.	L.I.S.N.	Schwarzbeck	NLSK8126	8126431	Jan.07, 2017	1 Year
5.	L.I.S.N.	Rohde & Schwarz	ESH3-Z5	100305	Jan.07, 2017	1 Year
6.	L.I.S.N.	Rohde & Schwarz	ESH3-Z5	100310	Jan.07, 2017	1 Year
7.	L.I.S.N.	Rohde & Schwarz	ESH3-Z6	100132	Jan.07, 2017	1 Year
8.	Pulse Limiter	Rohde & Schwarz	ESH3-Z2	100305	Jan.07, 2017	1 Year
9.	Pulse Limiter	Rohde & Schwarz	ESH3-Z2	100312	Jan.07, 2017	1 Year
10.	Pulse Limiter	Rohde & Schwarz	ESH3-Z2	100815	Jan.07, 2017	1 Year
11.	50Ω Coaxial Switch	Anritsu Corp	MP59B	6200283936	Jan.07, 2017	1 Year
12.	50Ω Coaxial Switch	Anritsu Corp	MP59B	6200283933	Jan.07, 2017	1 Year
13.	50Ω Coaxial Switch	Anritsu Corp	MP59B	6200506474	Jan.07, 2017	1 Year
14.	VOLTAGE PROBE	Schwarzbeck	TK9416	N/A	Jan.07, 2017	1 Year
15.	RF CURRENT PROBE	Rohde & Schwarz	EZ-17	100048	Jan.07, 2017	1 Year
16.	8-Wire Impedance Stabilisation Network	Schwarzbeck	CAT5 8158	8158-0035	Jan.07, 2017	1 Year
17.	RF Coaxial Cable	SUHNER	N-2m	No.2	Jan.07, 2017	1 Year
18.	RF Coaxial Cable	SUHNER	N-2m	No.3	Jan.07, 2017	1 Year
19.	RF Coaxial Cable	SUHNER	N-2m	No.14	Jan.07, 2017	1 Year
Expanded Uncertainty: U= 2.23dB, k=2						

4. POWER LINE CONDUCTED MEASUREMENT

4.1.Block Diagram of Test Setup

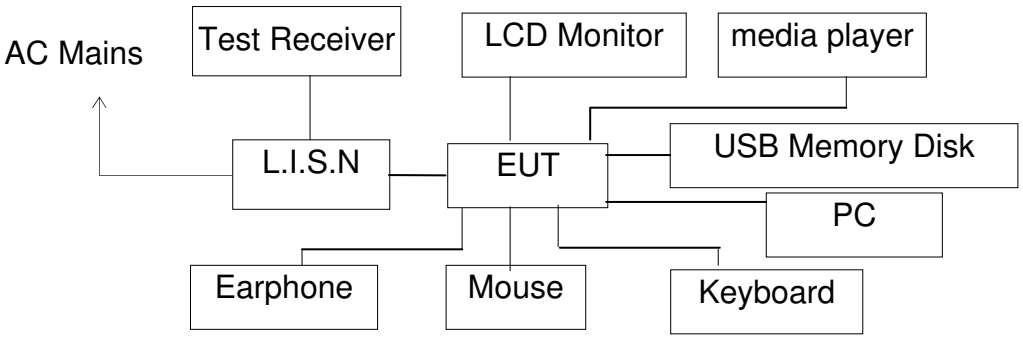

(EUT: Interactive Flat Panel)

4.2.Test mode description

Test mode 1: USB IN
Test mode 2: AV IN
Test mode 3: VGA IN
Test mode 4: DP IN
Test mode 5: HDMI IN
Test mode 6: Memory Playing

4.3.Power Line Conducted Emission Measurement Limits

Frequency (MHz)	Limit dB(μV)	
	Quasi-peak Level	Average Level
0.15 - 0.50	66.0 – 56.0 *	56.0 – 46.0 *
0.50 - 5.00	56.0	46.0
5.00 - 30.00	60.0	50.0
NOTE1: The lower limit shall apply at the transition frequencies. NOTE2: The limit decreases linearly with the logarithm of the frequency in the range 0.15MHz to 0.50MHz.		

4.4.Configuration of EUT on Measurement

The following equipments are installed on Power Line Conducted Emission Measurement to meet the commission requirement and operating regulations in a manner, which tends to maximize its emission characteristics in a normal application.

4.5.Operating Condition of EUT

4.5.1.Setup the EUT and simulator as shown as Section 4.1.

4.5.2.Turn on the power of all equipment.

4.5.3.Let the EUT work in test mode and measure it.

4.6.Test Procedure

The EUT is put on the plane 0.8m high above the ground by insulating support and is connected to the power mains through a line impedance stabilization network (L.I.S.N.). This provides a 50ohm coupling impedance for the EUT system. Please refer the block diagram of the test setup and photographs. Both sides of AC lines are checked to find out the maximum conducted emission. In order to find the maximum emission levels, the relative positions of equipment and all of the interface cables shall be changed according to ANSI C63.4: 2014 on Conducted Emission Measurement.
The bandwidth of test receiver (R & S ESCS30) is set at 9kHz.

The frequency range from 150kHz to 30MHz is checked.

4.7.Power Line Conducted Emission Measurement Results

PASS.

Emissions attenuated more than 20 dB below the permissible value are not reported.

The spectral diagrams are attached as below.

ACCURATE TECHNOLOGY CO.,LTD

CONDUCTED EMISSION STANDARD FCC PART 15B

```
EUT:                    Interactive Flat Panel   M/N:EXT-6500
Manufacturer:           PRIMA
Operating Condition:    USB IN
Test Site:              2#Shielding Room
Operator:               DING
Test Specification:     N 120V/60Hz
Comment:                Report NO.:ATE20170253
Start of Test:          2017-3-10 / 14:59:55
```

SCAN TABLE: "V 150K-30MHz fin"

Short Description: _SUB_STD_VTERM2 1.70

Start Frequency	Stop Frequency	Step Width	Detector	Meas. Time	IF Bandw.	Transducer
150.0 kHz	30.0 MHz	4.5 kHz	QuasiPeak Average	1.0 s	9 kHz	LISN(ESH3-Z5)

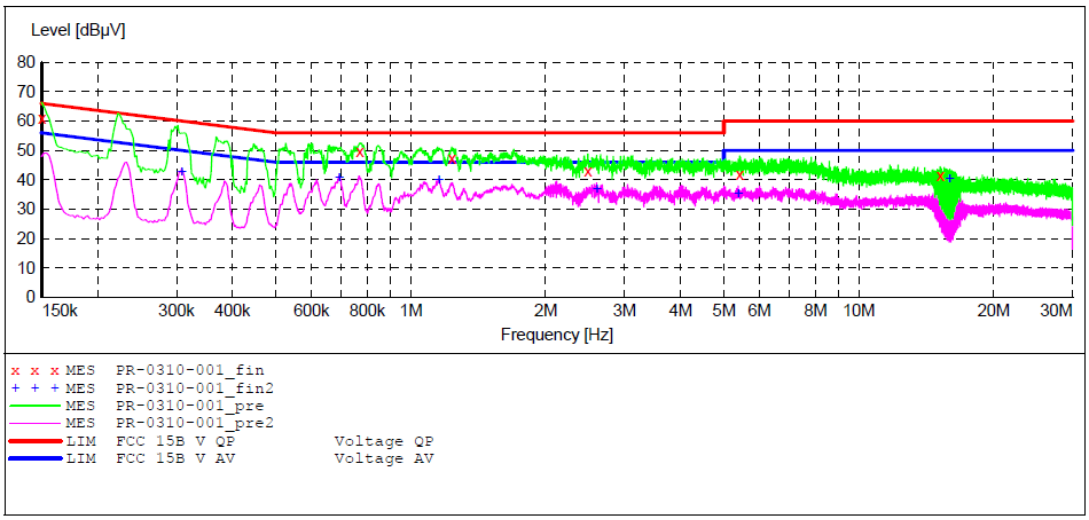

MEASUREMENT RESULT: "PR-0310-001_fin"

2017-3-10 15:01

Frequency MHz	Level dBµV	Transd dB	Limit dBµV	Margin dB	Detector	Line	PE
0.150000	61.00	10.3	66	5.0	QP	N	GND
0.770000	49.50	11.5	56	6.5	QP	N	GND
1.234000	47.30	11.6	56	8.7	QP	N	GND
2.486000	43.10	11.7	56	12.9	QP	N	GND
5.424500	41.80	11.8	60	18.2	QP	N	GND
15.198500	41.30	11.9	60	18.7	QP	N	GND

MEASUREMENT RESULT: "PR-0310-001_fin2"

2017-3-10 15:01

Frequency MHz	Level dBµV	Transd dB	Limit dBµV	Margin dB	Detector	Line	PE
0.308000	42.60	11.0	50	7.4	AV	N	GND
0.692000	40.70	11.5	46	5.3	AV	N	GND
1.156000	39.80	11.6	46	6.2	AV	N	GND
2.598500	36.80	11.7	46	9.2	AV	N	GND
5.379500	35.10	11.8	50	14.9	AV	N	GND
15.972500	40.10	11.9	50	9.9	AV	N	GND

ACCURATE TECHNOLOGY CO.,LTD

CONDUCTED EMISSION STANDARD FCC PART 15B

```
EUT:                    Interactive Flat Panel   M/N:EXT-6500
Manufacturer:           PRIMA
Operating Condition:    USB IN
Test Site:              2#Shielding Room
Operator:               DING
Test Specification:     L  120V/60Hz
Comment:                Report NO.:ATE20170253
Start of Test:          2017-3-10 / 15:02:26
```

SCAN TABLE: "V 150K-30MHz fin"

Short Description: _SUB_STD_VTERM2 1.70

Start Frequency	Stop Frequency	Step Width	Detector	Meas. Time	IF Bandw.	Transducer
150.0 kHz	30.0 MHz	4.5 kHz	QuasiPeak Average	1.0 s	9 kHz	LISN(ESH3-Z5)

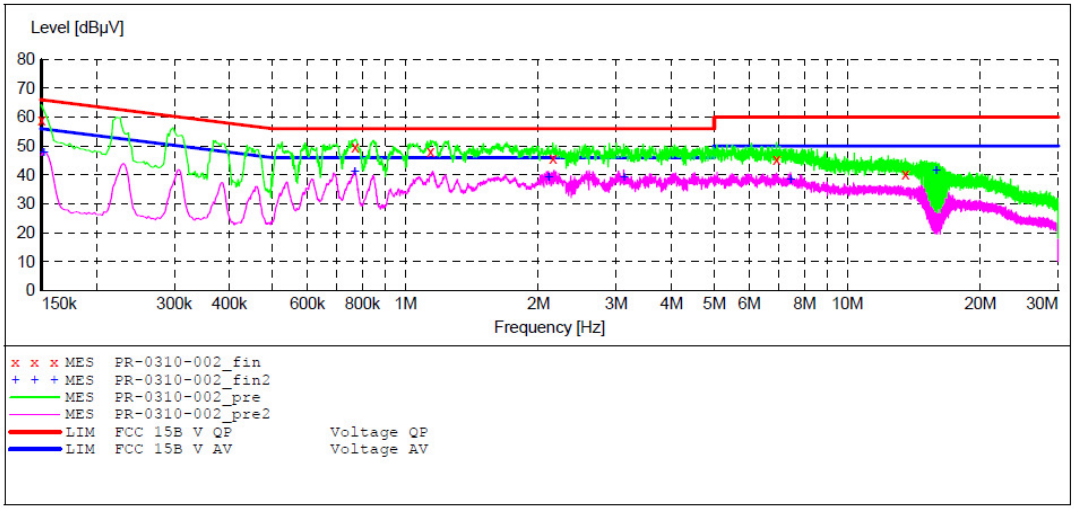

MEASUREMENT RESULT: "PR-0310-002_fin"

2017-3-10 15:04

Frequency MHz	Level dBµV	Transd dB	Limit dBµV	Margin dB	Detector	Line	PE
0.150000	58.90	10.3	66	7.1	QP	L1	GND
0.770000	49.50	11.5	56	6.5	QP	L1	GND
1.140000	48.00	11.6	56	8.0	QP	L1	GND
2.157500	45.60	11.7	56	10.4	QP	L1	GND
6.914000	45.30	11.8	60	14.7	QP	L1	GND
13.538000	40.10	11.9	60	19.9	QP	L1	GND

MEASUREMENT RESULT: "PR-0310-002_fin2"

2017-3-10 15:04

Frequency MHz	Level dBµV	Transd dB	Limit dBµV	Margin dB	Detector	Line	PE
0.152000	47.60	10.4	56	8.3	AV	L1	GND
0.768000	40.90	11.5	46	5.1	AV	L1	GND
2.108000	39.20	11.7	46	6.8	AV	L1	GND
3.120500	39.10	11.7	46	6.9	AV	L1	GND
7.440500	38.40	11.8	50	11.6	AV	L1	GND
15.896000	41.60	11.9	50	8.4	AV	L1	GND

ACCURATE TECHNOLOGY CO.,LTD

CONDUCTED EMISSION STANDARD FCC PART 15B

```
EUT:                    Interactive Flat Panel   M/N:EXT-6500
Manufacturer:           PRIMA
Operating Condition:    DP IN
Test Site:              2#Shielding Room
Operator:               DING
Test Specification:     N  120V/60Hz
Comment:                Report NO.:ATE20170253
Start of Test:          2017-3-10 / 15:08:13
```

SCAN TABLE: "V 150K-30MHz fin"

Short Description: _SUB_STD_VTERM2 1.70

Start Frequency	Stop Frequency	Step Width	Detector	Meas. Time	IF Bandw.	Transducer
150.0 kHz	30.0 MHz	4.5 kHz	QuasiPeak Average	1.0 s	9 kHz	LISN(ESH3-Z5)

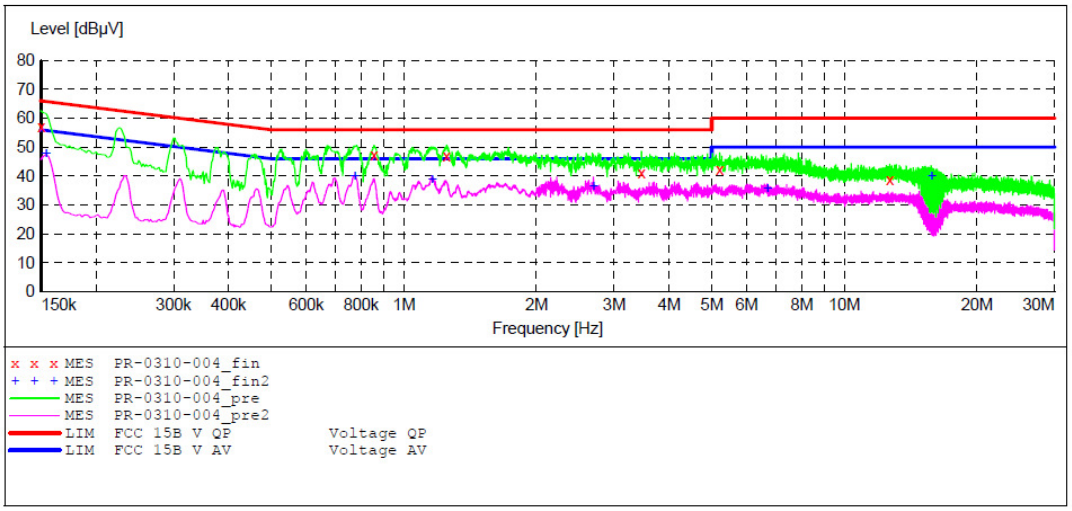

MEASUREMENT RESULT: "PR-0310-004_fin"

2017-3-10 15:09

Frequency MHz	Level dBµV	Transd dB	Limit dBµV	Margin dB	Detector	Line	PE
0.150000	57.10	10.3	66	8.9	QP	N	GND
0.856000	47.40	11.6	56	8.6	QP	N	GND
1.250000	46.80	11.6	56	9.2	QP	N	GND
3.462500	41.10	11.7	56	14.9	QP	N	GND
5.213000	42.40	11.8	60	17.6	QP	N	GND
12.687500	38.80	11.9	60	21.2	QP	N	GND

MEASUREMENT RESULT: "PR-0310-004_fin2"

2017-3-10 15:09

Frequency MHz	Level dBµV	Transd dB	Limit dBµV	Margin dB	Detector	Line	PE
0.154000	47.70	10.4	56	8.1	AV	N	GND
0.774000	39.80	11.5	46	6.2	AV	N	GND
1.160000	38.80	11.6	46	7.2	AV	N	GND
2.693000	36.50	11.7	46	9.5	AV	N	GND
6.689000	35.60	11.8	50	14.4	AV	N	GND
15.815000	40.00	11.9	50	10.0	AV	N	GND

ACCURATE TECHNOLOGY CO.,LTD

CONDUCTED EMISSION STANDARD FCC PART 15B

```
EUT:                    Interactive Flat Panel   M/N:EXT-6500
Manufacturer:           PRIMA
Operating Condition:    DP IN
Test Site:              2#Shielding Room
Operator:               DING
Test Specification:     L  120V/60Hz
Comment:                Report NO.:ATE20170253
Start of Test:          2017-3-10/ 15:05:03
```

SCAN TABLE: "V 150K-30MHz fin"

Short Description: _SUB_STD_VTERM2 1.70

Start Frequency	Stop Frequency	Step Width	Detector	Meas. Time	IF Bandw.	Transducer
150.0 kHz	30.0 MHz	4.5 kHz	QuasiPeak Average	1.0 s	9 kHz	LISN(ESH3-Z5)

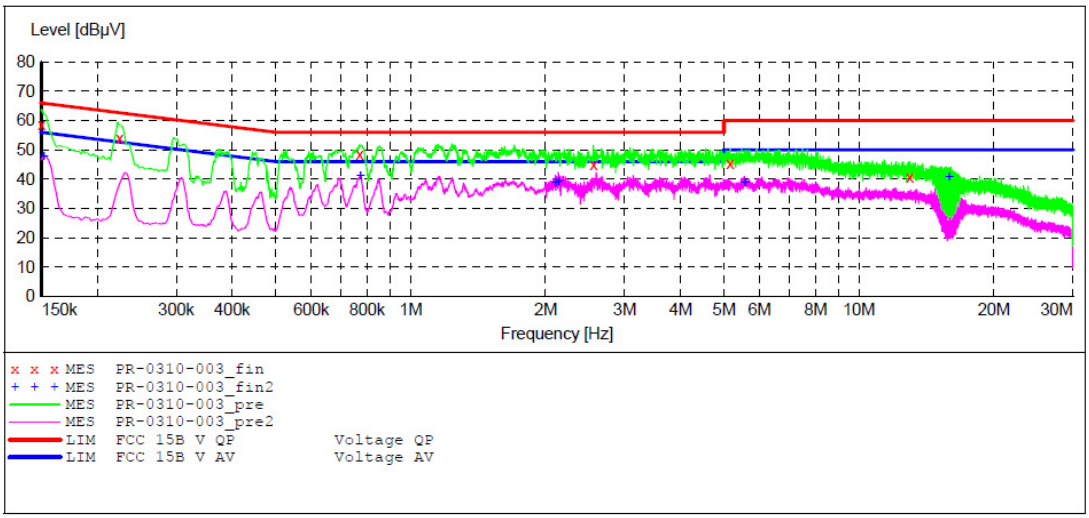

MEASUREMENT RESULT: "PR-0310-003_fin"

2017-3-10 15:07

Frequency MHz	Level dBµV	Transd dB	Limit dBµV	Margin dB	Detector	Line	PE
0.150000	58.60	10.3	66	7.4	QP	L1	GND
0.224000	54.10	10.7	63	8.6	QP	L1	GND
0.768000	48.40	11.5	56	7.6	QP	L1	GND
2.558000	45.00	11.7	56	11.0	QP	L1	GND
5.159000	45.40	11.8	60	14.6	QP	L1	GND
12.984500	40.60	11.9	60	19.4	QP	L1	GND

MEASUREMENT RESULT: "PR-0310-003_fin2"

2017-3-10 15:07

Frequency MHz	Level dBµV	Transd dB	Limit dBµV	Margin dB	Detector	Line	PE
0.152000	47.70	10.4	56	8.2	AV	L1	GND
0.772000	40.90	11.5	46	5.1	AV	L1	GND
2.103500	38.70	11.7	46	7.3	AV	L1	GND
2.135000	39.20	11.7	46	6.8	AV	L1	GND
5.555000	38.80	11.8	50	11.2	AV	L1	GND
15.896000	40.80	11.9	50	9.2	AV	L1	GND

ACCURATE TECHNOLOGY CO.,LTD

CONDUCTED EMISSION STANDARD FCC PART 15B

```
EUT:                    Interactive Flat Panel   M/N:EXT-6500
Manufacturer:           PRIMA
Operating Condition:    AV IN
Test Site:              2#Shielding Room
Operator:               DING
Test Specification:     L  120V/60Hz
Comment:                Report NO.:ATE20170253
Start of Test:          2017-3-10 / 15:13:30
```

SCAN TABLE: "V 150K-30MHz fin"

```
  Short Description:              _SUB_STD_VTERM2 1.70
  Start      Stop       Step       Detector  Meas.     IF       Transducer
  Frequency  Frequency  Width                Time      Bandw.
  150.0 kHz  30.0 MHz   4.5 kHz    QuasiPeak 1.0 s     9 kHz    LISN(ESH3-Z5)
                                   Average
```

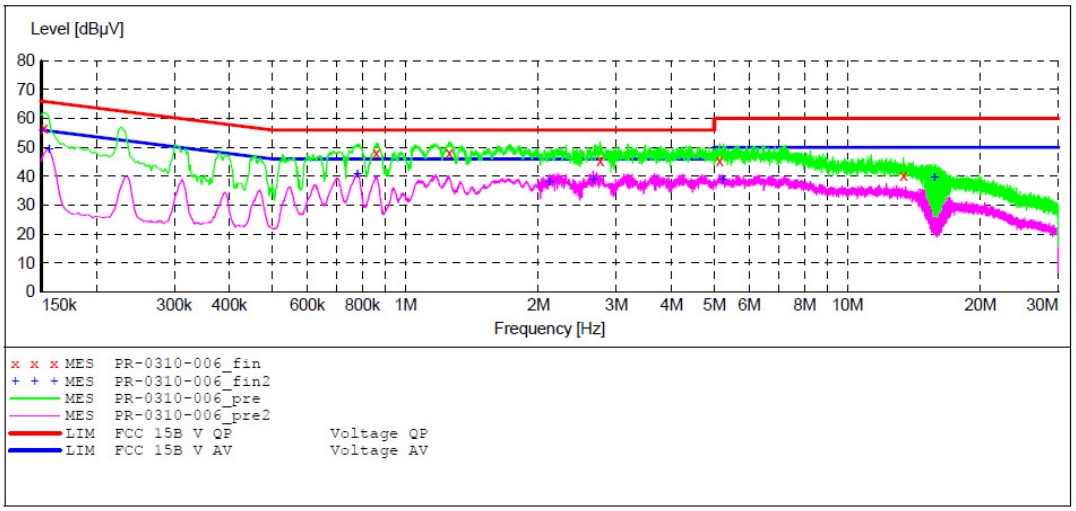

MEASUREMENT RESULT: "PR-0310-006_fin"

2017-3-10 15:15

Frequency MHz	Level dBµV	Transd dB	Limit dBµV	Margin dB	Detector	Line	PE
0.152000	56.70	10.4	66	9.2	QP	L1	GND
0.858000	47.90	11.6	56	8.1	QP	L1	GND
1.256000	48.30	11.6	56	7.7	QP	L1	GND
2.756000	45.50	11.7	56	10.5	QP	L1	GND
5.141000	45.50	11.8	60	14.5	QP	L1	GND
13.394000	40.10	11.9	60	19.9	QP	L1	GND

MEASUREMENT RESULT: "PR-0310-006_fin2"

2017-3-10 15:15

Frequency MHz	Level dBµV	Transd dB	Limit dBµV	Margin dB	Detector	Line	PE
0.156000	49.20	10.4	56	6.5	AV	L1	GND
0.778000	40.50	11.5	46	5.5	AV	L1	GND
2.117000	38.10	11.7	46	7.9	AV	L1	GND
2.661500	38.90	11.7	46	7.1	AV	L1	GND
5.226500	38.90	11.8	50	11.1	AV	L1	GND
15.729500	39.70	11.9	50	10.3	AV	L1	GND

ACCURATE TECHNOLOGY CO.,LTD

CONDUCTED EMISSION STANDARD FCC PART 15B

EUT: Interactive Flat Panel M/N:EXT-6500
Manufacturer: PRIMA
Operating Condition: AV IN
Test Site: 2#Shielding Room
Operator: DING
Test Specification: N 120V/60Hz
Comment: Report NO.:ATE20170253
Start of Test: 2017-3-10 / 15:11:08

SCAN TABLE: "V 150K-30MHz fin"

Short Description: _SUB_STD_VTERM2 1.70

Start Frequency	Stop Frequency	Step Width	Detector	Meas. Time	IF Bandw.	Transducer
150.0 kHz	30.0 MHz	4.5 kHz	QuasiPeak Average	1.0 s	9 kHz	LISN(ESH3-Z5)

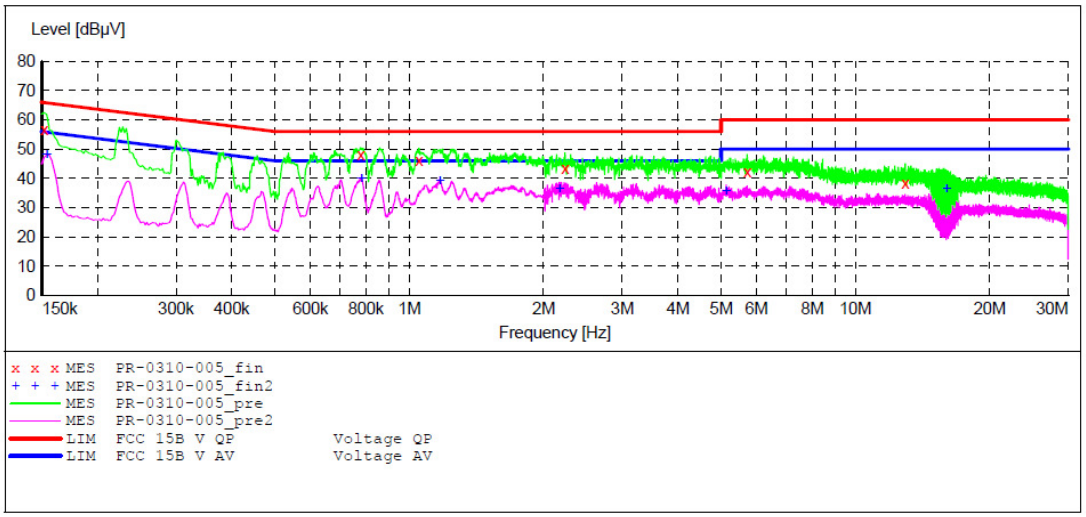

MEASUREMENT RESULT: "PR-0310-005_fin"

2017-3-10 15:12

Frequency MHz	Level dBµV	Transd dB	Limit dBµV	Margin dB	Detector	Line	PE
0.152000	56.80	10.4	66	9.1	QP	N	GND
0.778000	48.00	11.5	56	8.0	QP	N	GND
1.052000	46.10	11.6	56	9.9	QP	N	GND
2.234000	43.60	11.7	56	12.4	QP	N	GND
5.721500	42.40	11.8	60	17.6	QP	N	GND
12.944000	38.50	11.9	60	21.5	QP	N	GND

MEASUREMENT RESULT: "PR-0310-005_fin2"

2017-3-10 15:12

Frequency MHz	Level dBµV	Transd dB	Limit dBµV	Margin dB	Detector	Line	PE
0.154000	48.30	10.4	56	7.5	AV	N	GND
0.782000	40.00	11.6	46	6.0	AV	N	GND
1.172000	39.20	11.6	46	6.8	AV	N	GND
2.171000	36.20	11.7	46	9.8	AV	N	GND
5.132000	35.60	11.8	50	14.4	AV	N	GND
16.044500	36.40	11.9	50	13.6	AV	N	GND

ACCURATE TECHNOLOGY CO.,LTD

CONDUCTED EMISSION STANDARD FCC PART 15B

```
EUT:                    Interactive Flat Panel   M/N:EXT-6500
Manufacturer:           PRIMA
Operating Condition:    VGA IN
Test Site:              2#Shielding Room
Operator:               DING
Test Specification:     N  120V/60Hz
Comment:                Report NO.:ATE20170253
Start of Test:          2017-3-10 / 15:18:19
```

SCAN TABLE: "V 150K-30MHz fin"

```
Short Description:              _SUB_STD_VTERM2 1.70
Start      Stop       Step       Detector  Meas.     IF       Transducer
Frequency  Frequency  Width                Time      Bandw.
150.0 kHz  30.0 MHz   4.5 kHz    QuasiPeak 1.0 s     9 kHz    LISN(ESH3-Z5)
                                 Average
```

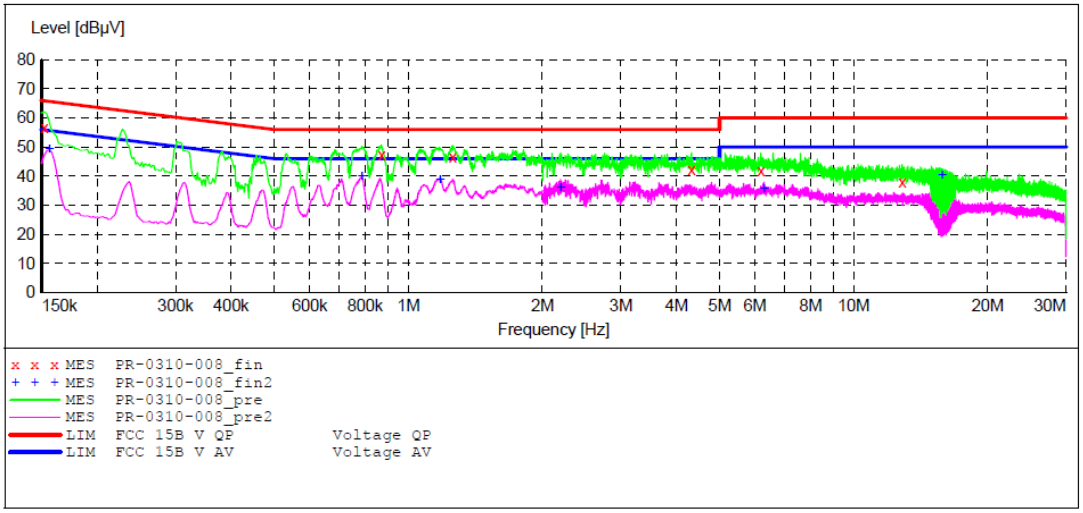

MEASUREMENT RESULT: "PR-0910-008_fin"

2017-3-10 15:20

Frequency MHz	Level dBµV	Transd dB	Limit dBµV	Margin dB	Detector	Line	PE
0.152000	56.80	10.4	66	9.1	QP	N	GND
0.870000	47.40	11.6	56	8.6	QP	N	GND
1.258000	46.70	11.6	56	9.3	QP	N	GND
4.326500	42.10	11.8	56	13.9	QP	N	GND
6.194000	41.70	11.8	60	18.3	QP	N	GND
12.863000	38.10	11.9	60	21.9	QP	N	GND

MEASUREMENT RESULT: "PR-0910-008_fin2"

2017-3-10 15:20

Frequency MHz	Level dBµV	Transd dB	Limit dBµV	Margin dB	Detector	Line	PE
0.156000	49.30	10.4	56	6.4	AV	N	GND
0.786000	39.90	11.6	46	6.1	AV	N	GND
1.178000	38.80	11.6	46	7.2	AV	N	GND
2.198000	35.90	11.7	46	10.1	AV	N	GND
6.293000	35.60	11.8	50	14.4	AV	N	GND
15.801500	40.20	11.9	50	9.8	AV	N	GND

ACCURATE TECHNOLOGY CO.,LTD

CONDUCTED EMISSION STANDARD FCC PART 15B

```
EUT:                    Interactive Flat Panel   M/N:EXT-6500
Manufacturer:           PRIMA
Operating Condition:    VGA IN
Test Site:              2#Shielding Room
Operator:               DING
Test Specification:     L  120V/60Hz
Comment:                Report NO.:ATE20170253
Start of Test:          2017-3-10 / 15:16:00
```

SCAN TABLE: "V 150K-30MHz fin"

```
  Short Description:            _SUB_STD_VTERM2 1.70
  Start      Stop       Step      Detector  Meas.     IF       Transducer
  Frequency  Frequency  Width               Time      Bandw.
  150.0 kHz  30.0 MHz   4.5 kHz   QuasiPeak 1.0 s     9 kHz    LISN(ESH3-Z5)
                                  Average
```

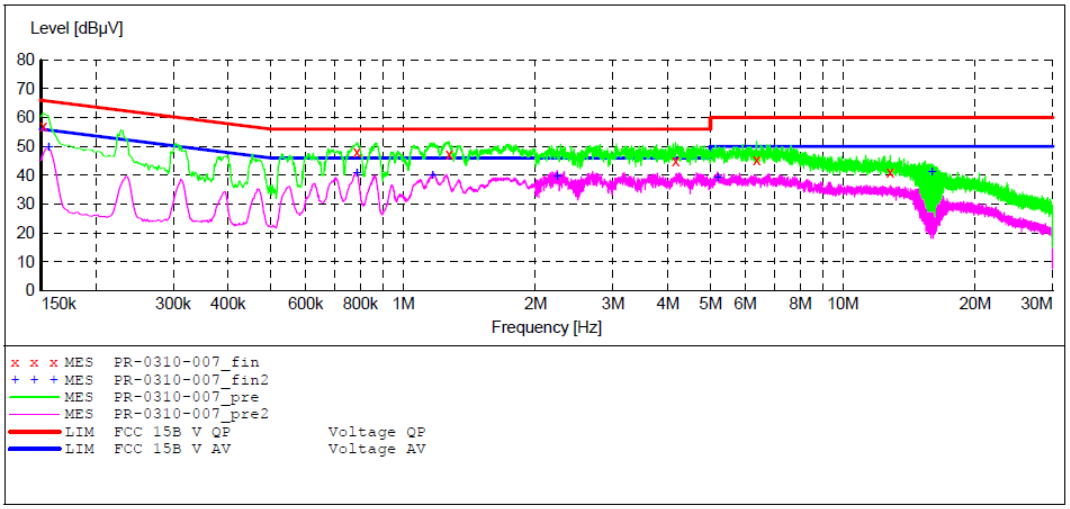

MEASUREMENT RESULT: "PR-0310-007_fin"

2017-3-10 15:17

Frequency MHz	Level dBµV	Transd dB	Limit dBµV	Margin dB	Detector	Line	PE
0.152000	57.00	10.4	66	8.9	QP	L1	GND
0.784000	48.30	11.6	56	7.7	QP	L1	GND
1.272000	47.30	11.6	56	8.7	QP	L1	GND
4.164500	45.00	11.8	56	11.0	QP	L1	GND
6.365000	45.50	11.8	60	14.5	QP	L1	GND
12.813500	41.20	11.9	60	18.8	QP	L1	GND

MEASUREMENT RESULT: "PR-0310-007_fin2"

2017-3-10 15:17

Frequency MHz	Level dBµV	Transd dB	Limit dBµV	Margin dB	Detector	Line	PE
0.156000	49.70	10.4	56	6.0	AV	L1	GND
0.784000	40.60	11.6	46	5.4	AV	L1	GND
1.166000	40.00	11.6	46	6.0	AV	L1	GND
2.238500	39.30	11.7	46	6.7	AV	L1	GND
5.190500	39.00	11.8	50	11.0	AV	L1	GND
15.959000	40.90	11.9	50	9.1	AV	L1	GND

ACCURATE TECHNOLOGY CO.,LTD

CONDUCTED EMISSION STANDARD FCC PART 15B

```
EUT:                    Interactive Flat Panel   M/N:EXT-6500
Manufacturer:           PRIMA
Operating Condition:    HDMI IN
Test Site:              2#Shielding Room
Operator:               DING
Test Specification:     L  120V/60Hz
Comment:                Report NO.:ATE20170253
Start of Test:          2017-3-10 / 15:22:47
```

SCAN TABLE: "V 150K-30MHz fin"

```
  Short Description:              _SUB_STD_VTERM2 1.70
  Start      Stop       Step       Detector  Meas.     IF       Transducer
  Frequency  Frequency  Width                Time      Bandw.
  150.0 kHz  30.0 MHz   4.5 kHz    QuasiPeak 1.0 s     9 kHz    LISN(ESH3-Z5)
                                   Average
```

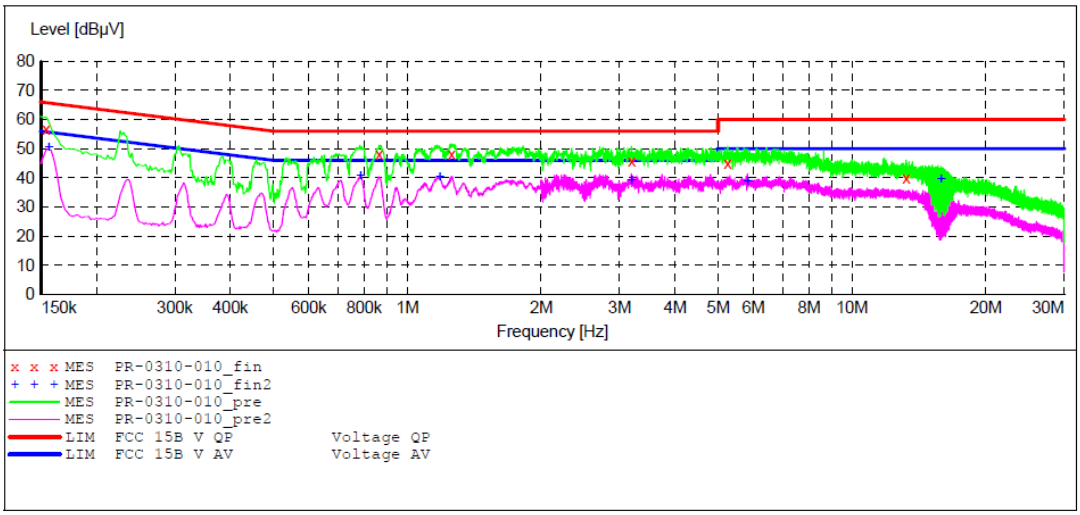

MEASUREMENT RESULT: "PR-0310-010_fin"

2017-3-10 15:25

Frequency MHz	Level dBµV	Transd dB	Limit dBµV	Margin dB	Detector	Line	PE
0.154000	56.70	10.4	66	9.1	QP	L1	GND
0.864000	48.20	11.6	56	7.8	QP	L1	GND
1.256000	48.00	11.6	56	8.0	QP	L1	GND
3.192500	45.80	11.7	56	10.2	QP	L1	GND
5.253500	45.10	11.8	60	14.9	QP	L1	GND
13.245500	39.80	11.9	60	20.2	QP	L1	GND

MEASUREMENT RESULT: "PR-0310-010_fin2"

2017-3-10 15:25

Frequency MHz	Level dBµV	Transd dB	Limit dBµV	Margin dB	Detector	Line	PE
0.156000	50.30	10.4	56	5.4	AV	L1	GND
0.784000	40.50	11.6	46	5.5	AV	L1	GND
1.182000	40.20	11.6	46	5.8	AV	L1	GND
3.192500	39.10	11.7	46	6.9	AV	L1	GND
5.820500	38.70	11.8	50	11.3	AV	L1	GND
15.878000	39.40	11.9	50	10.6	AV	L1	GND

ACCURATE TECHNOLOGY CO.,LTD

CONDUCTED EMISSION STANDARD FCC PART 15B

```
EUT:                    Interactive Flat Panel   M/N:EXT-6500
Manufacturer:           PRIMA
Operating Condition:    HDMI IN
Test Site:              2#Shielding Room
Operator:               DING
Test Specification:     N  120V/60Hz
Comment:                Report NO.:ATE20170253
Start of Test:          2017-3-10 / 15:20:29
```

SCAN TABLE: "V 150K-30MHz fin"

Short Description: _SUB_STD_VTERM2 1.70

Start Frequency	Stop Frequency	Step Width	Detector	Meas. Time	IF Bandw.	Transducer
150.0 kHz	30.0 MHz	4.5 kHz	QuasiPeak Average	1.0 s	9 kHz	LISN(ESH3-Z5)

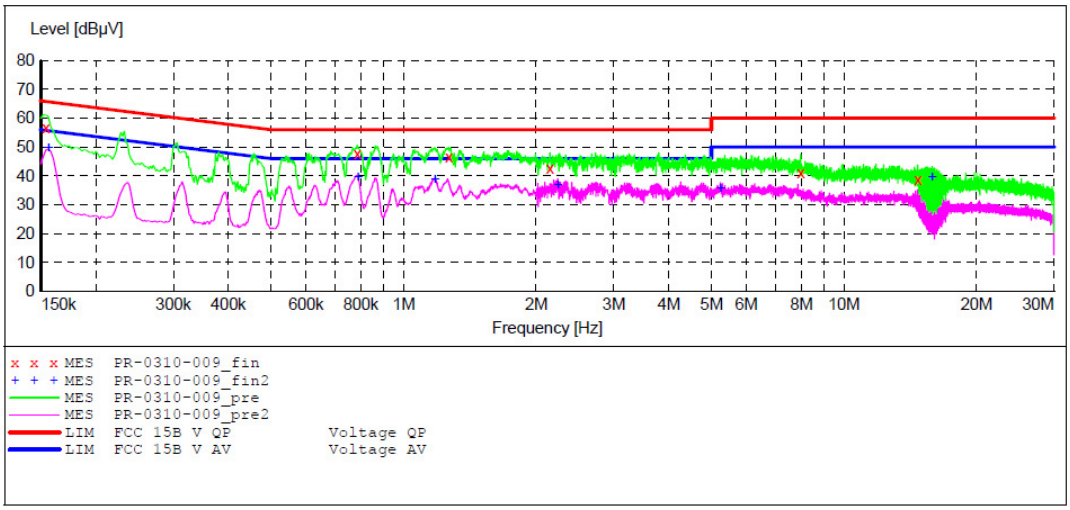

MEASUREMENT RESULT: "PR-0310-009_fin"

2017-3-10 15:22

Frequency MHz	Level dBµV	Transd dB	Limit dBµV	Margin dB	Detector	Line	PE
0.154000	56.50	10.4	66	9.3	QP	N	GND
0.784000	47.60	11.6	56	8.4	QP	N	GND
1.266000	46.50	11.6	56	9.5	QP	N	GND
2.148500	42.80	11.7	56	13.2	QP	N	GND
7.976000	41.20	11.8	60	18.8	QP	N	GND
14.712500	38.60	11.9	60	21.4	QP	N	GND

MEASUREMENT RESULT: "PR-0310-009_fin2"

2017-3-10 15:22

Frequency MHz	Level dBµV	Transd dB	Limit dBµV	Margin dB	Detector	Line	PE
0.156000	49.50	10.4	56	6.2	AV	N	GND
0.788000	39.70	11.6	46	6.3	AV	N	GND
1.178000	38.80	11.6	46	7.2	AV	N	GND
2.238500	36.70	11.7	46	9.3	AV	N	GND
5.240000	35.70	11.8	50	14.3	AV	N	GND
15.878000	39.70	11.9	50	10.3	AV	N	GND

ACCURATE TECHNOLOGY CO.,LTD

CONDUCTED EMISSION STANDARD FCC PART 15B

EUT:	Interactive Flat Panel	M/N:EXT-6500
Manufacturer:	PRIMA	
Operating Condition:	Memory Playing	
Test Site:	2#Shielding Room	
Operator:	DING	
Test Specification:	N 120V/60Hz	
Comment:	Report NO.:ATE20170253	
Start of Test:	2017-3-10 / 15:27:58	

SCAN TABLE: "V 150K-30MHz fin"

Short Description: _SUB_STD_VTERM2 1.70

Start Frequency	Stop Frequency	Step Width	Detector	Meas. Time	IF Bandw.	Transducer
150.0 kHz	30.0 MHz	4.5 kHz	QuasiPeak Average	1.0 s	9 kHz	LISN(ESH3-Z5)

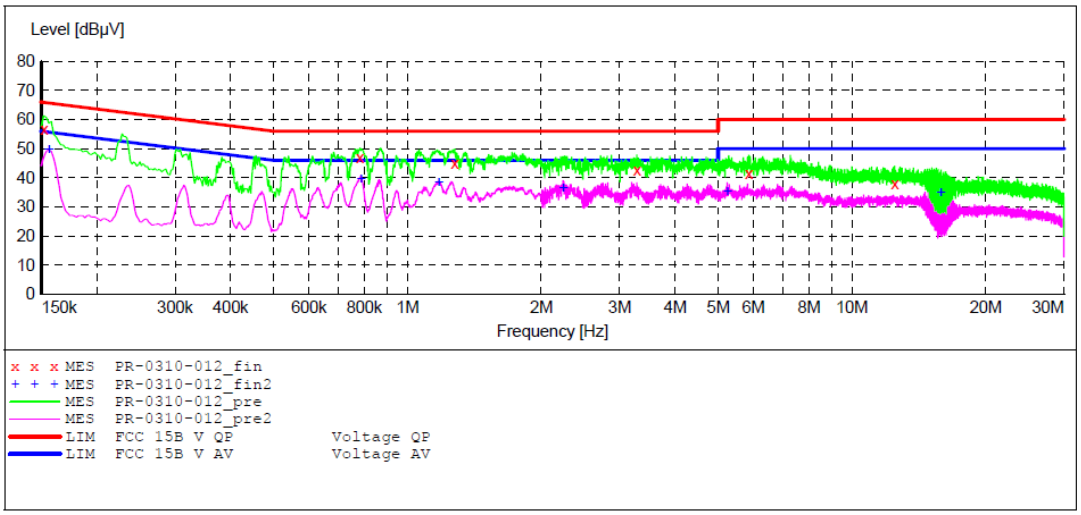

MEASUREMENT RESULT: "PR-0310-012_fin"

2017-3-10 15:44

Frequency MHz	Level dBµV	Transd dB	Limit dBµV	Margin dB	Detector	Line	PE
0.152000	56.60	10.4	66	9.3	QP	N	GND
0.782000	47.10	11.6	56	8.9	QP	N	GND
1.278000	44.80	11.6	56	11.2	QP	N	GND
3.282500	42.80	11.7	56	13.2	QP	N	GND
5.861000	41.60	11.8	60	18.4	QP	N	GND
12.489500	38.00	11.9	60	22.0	QP	N	GND

MEASUREMENT RESULT: "PR-0310-012_fin2"

2017-3-10 15:44

Frequency MHz	Level dBµV	Transd dB	Limit dBµV	Margin dB	Detector	Line	PE
0.156000	49.80	10.4	56	5.9	AV	N	GND
0.786000	39.60	11.6	46	6.4	AV	N	GND
1.176000	38.40	11.6	46	7.6	AV	N	GND
2.238500	36.40	11.7	46	9.6	AV	N	GND
5.240000	35.40	11.8	50	14.6	AV	N	GND
15.873500	34.90	11.9	50	15.1	AV	N	GND

ACCURATE TECHNOLOGY CO.,LTD

CONDUCTED EMISSION STANDARD FCC PART 15B

```
EUT:                    Interactive Flat Panel   M/N:EXT-6500
Manufacturer:           PRIMA
Operating Condition:    Memory Playing
Test Site:              2#Shielding Room
Operator:               DING
Test Specification:     L  120V/60Hz
Comment:                Report NO.:ATE20170253
Start of Test:          2017-3-10 / 15:25:28
```

SCAN TABLE: "V 150K-30MHz fin"

```
Short Description:              _SUB_STD_VTERM2 1.70
Start      Stop       Step      Detector  Meas.     IF      Transducer
Frequency  Frequency  Width               Time      Bandw.
150.0 kHz  30.0 MHz   4.5 kHz   QuasiPeak 1.0 s     9 kHz   LISN(ESH3-Z5)
                                Average
```

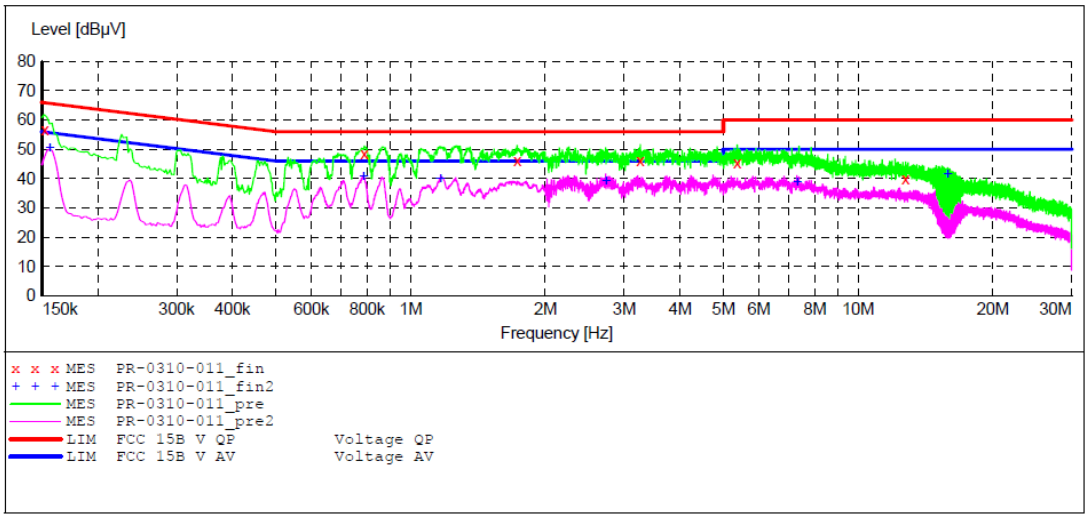

MEASUREMENT RESULT: "PR-0310-011_fin"

2017-3-10 15:27

Frequency MHz	Level dBµV	Transd dB	Limit dBµV	Margin dB	Detector	Line	PE
0.152000	56.60	10.4	66	9.3	QP	L1	GND
0.788000	48.50	11.6	56	7.5	QP	L1	GND
1.730000	46.30	11.6	56	9.7	QP	L1	GND
3.260000	46.20	11.7	56	9.8	QP	L1	GND
5.366000	45.50	11.8	60	14.5	QP	L1	GND
12.777500	39.80	11.9	60	20.2	QP	L1	GND

MEASUREMENT RESULT: "PR-0310-011_fin2"

2017-3-10 15:27

Frequency MHz	Level dBµV	Transd dB	Limit dBµV	Margin dB	Detector	Line	PE
0.156000	50.30	10.4	56	5.4	AV	L1	GND
0.784000	40.60	11.6	46	5.4	AV	L1	GND
1.168000	39.80	11.6	46	6.2	AV	L1	GND
2.729000	39.20	11.7	46	6.8	AV	L1	GND
7.305500	38.70	11.8	50	11.3	AV	L1	GND
15.873500	41.30	11.9	50	8.7	AV	L1	GND

ACCURATE TECHNOLOGY CO.,LTD

CONDUCTED EMISSION STANDARD FCC PART 15B

```
EUT:                    Interactive Flat Panel   M/N:EXT-6500
Manufacturer:           PRIMA
Operating Condition:    Memory Playing
Test Site:              2#Shielding Room
Operator:               DING
Test Specification:     L  240V/60Hz
Comment:                Report NO.:ATE20170253
Start of Test:          2017-3-10 / 16:05:20
```

SCAN TABLE: "V 150K-30MHz fin"

Short Description: _SUB_STD_VTERM2 1.70

Start Frequency	Stop Frequency	Step Width	Detector	Meas. Time	IF Bandw.	Transducer
150.0 kHz	30.0 MHz	4.5 kHz	QuasiPeak Average	1.0 s	9 kHz	LISN(ESH3-Z5)

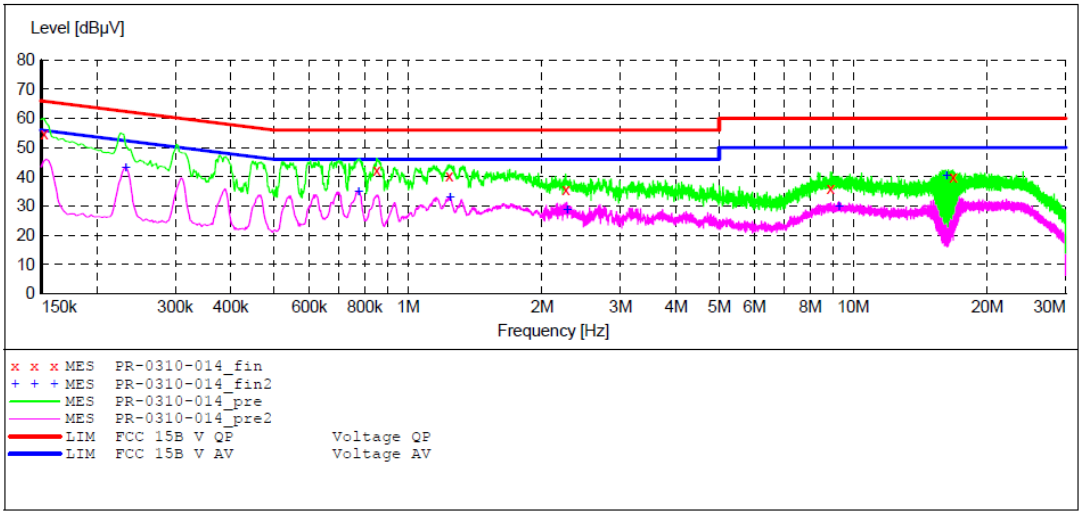

MEASUREMENT RESULT: "PR-0310-014_fin"

2017-3-10 16:07

Frequency MHz	Level dBµV	Transd dB	Limit dBµV	Margin dB	Detector	Line	PE
0.152000	54.90	10.4	66	11.0	QP	L1	GND
0.850000	42.10	11.6	56	13.9	QP	L1	GND
1.236000	40.40	11.6	56	15.6	QP	L1	GND
2.261000	35.50	11.7	56	20.5	QP	L1	GND
8.889500	35.90	11.9	60	24.1	QP	L1	GND
16.755500	39.80	11.9	60	20.2	QP	L1	GND

MEASUREMENT RESULT: "PR-0310-014_fin2"

2017-3-10 16:07

Frequency MHz	Level dBµV	Transd dB	Limit dBµV	Margin dB	Detector	Line	PE
0.232000	42.90	10.8	52	9.5	AV	L1	GND
0.774000	35.00	11.5	46	11.0	AV	L1	GND
1.242000	32.70	11.6	46	13.3	AV	L1	GND
2.274500	28.40	11.7	46	17.6	AV	L1	GND
9.290000	29.90	11.9	50	20.1	AV	L1	GND
16.206500	40.30	11.9	50	9.7	AV	L1	GND

ACCURATE TECHNOLOGY CO.,LTD

CONDUCTED EMISSION STANDARD FCC PART 15B

```
EUT:                    Interactive Flat Panel   M/N:EXT-6500
Manufacturer:           PRIMA
Operating Condition:    Memory Playing
Test Site:              2#Shielding Room
Operator:               DING
Test Specification:     N  240V/60Hz
Comment:                Report NO.:ATE20170253
Start of Test:          2017-3-10 / 16:02:57
```

SCAN TABLE: "V 150K-30MHz fin"

```
Short Description:            _SUB_STD_VTERM2 1.70
Start      Stop       Step      Detector  Meas.     IF      Transducer
Frequency  Frequency  Width               Time      Bandw.
150.0 kHz  30.0 MHz   4.5 kHz   QuasiPeak 1.0 s     9 kHz   LISN(ESH3-Z5)
                                Average
```

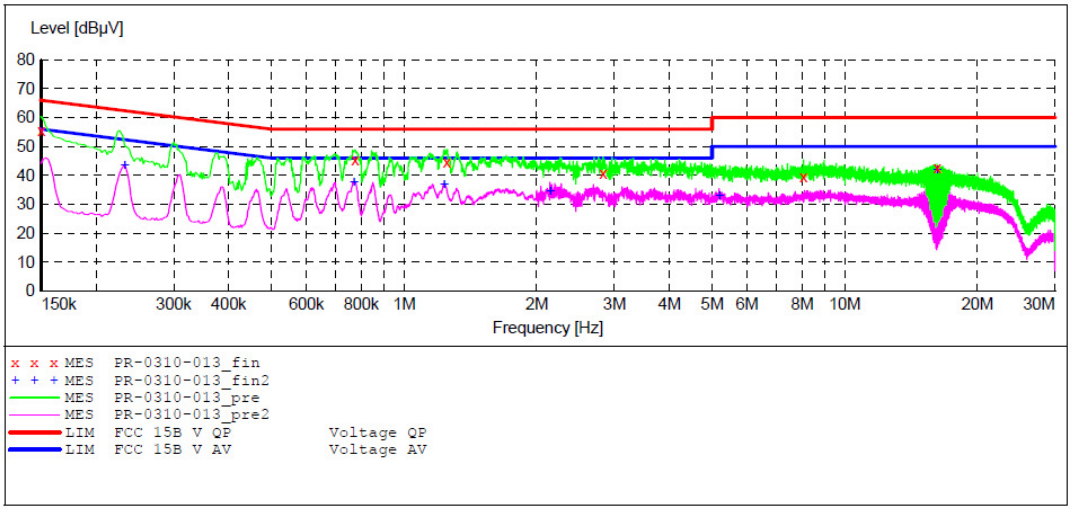

MEASUREMENT RESULT: "PR-0310-013_fin"

2017-3-10 16:04

Frequency MHz	Level dBµV	Transd dB	Limit dBµV	Margin dB	Detector	Line	PE
0.150000	55.60	10.3	66	10.4	QP	N	GND
0.774000	45.40	11.5	56	10.6	QP	N	GND
1.250000	44.50	11.6	56	11.5	QP	N	GND
2.828000	40.60	11.7	56	15.4	QP	N	GND
8.066000	39.60	11.8	60	20.4	QP	N	GND
16.206500	42.80	11.9	60	17.2	QP	N	GND

MEASUREMENT RESULT: "PR-0310-013_fin2"

2017-3-10 16:04

Frequency MHz	Level dBµV	Transd dB	Limit dBµV	Margin dB	Detector	Line	PE
0.232000	43.30	10.8	52	9.1	AV	N	GND
0.770000	37.70	11.5	46	8.3	AV	N	GND
1.234000	36.80	11.6	46	9.2	AV	N	GND
2.144000	34.40	11.7	46	11.6	AV	N	GND
5.190500	32.90	11.8	50	17.1	AV	N	GND
16.206500	41.90	11.9	50	8.1	AV	N	GND

ACCURATE TECHNOLOGY CO.,LTD

CONDUCTED EMISSION STANDARD FCC PART 15B

```
EUT:                    Interactive Flat Panel   M/N:EXT-6500
Manufacturer:           PRIMA
Operating Condition:    HDMI IN
Test Site:              2#Shielding Room
Operator:               DING
Test Specification:     N  240V/60Hz
Comment:                Report NO.:ATE20170253
Start of Test:          2017-3-10 / 16:13:34
```

SCAN TABLE: "V 150K-30MHz fin"

Short Description: _SUB_STD_VTERM2 1.70

Start Frequency	Stop Frequency	Step Width	Detector	Meas. Time	IF Bandw.	Transducer
150.0 kHz	30.0 MHz	4.5 kHz	QuasiPeak Average	1.0 s	9 kHz	LISN(ESH3-Z5)

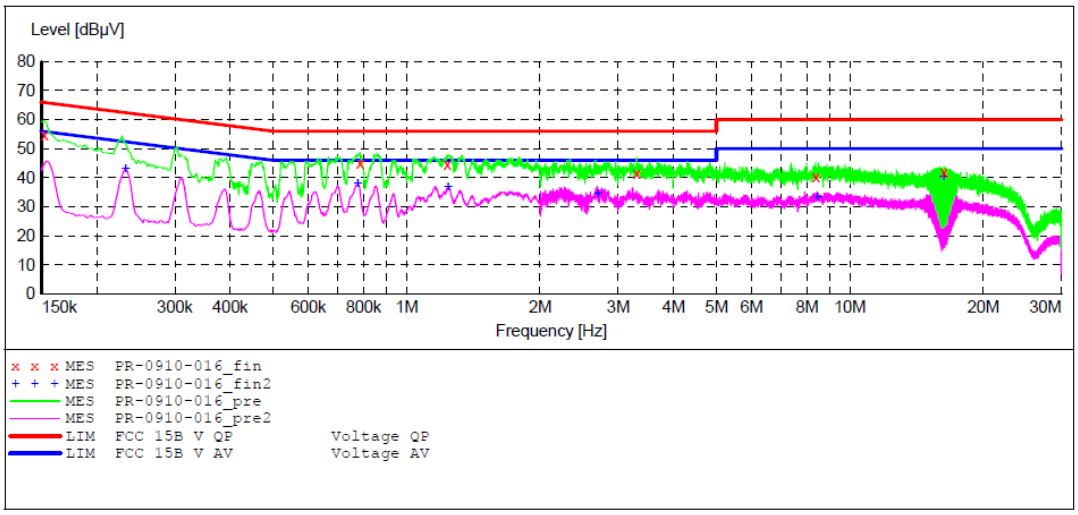

MEASUREMENT RESULT: "PR-0310-016_fin"

2017-3-10 16:15

Frequency MHz	Level dBµV	Transd dB	Limit dBµV	Margin dB	Detector	Line	PE
0.152000	54.80	10.4	66	11.1	QP	N	GND
0.784000	45.00	11.6	56	11.0	QP	N	GND
1.234000	44.60	11.6	56	11.4	QP	N	GND
3.305000	41.30	11.7	56	14.7	QP	N	GND
8.376500	40.10	11.8	60	19.9	QP	N	GND
16.287500	41.80	11.9	60	18.2	QP	N	GND

MEASUREMENT RESULT: "PR-0310-016_fin2"

2017-3-10 16:15

Frequency MHz	Level dBµV	Transd dB	Limit dBµV	Margin dB	Detector	Line	PE
0.232000	43.00	10.8	52	9.4	AV	N	GND
0.776000	37.90	11.5	46	8.1	AV	N	GND
1.240000	36.80	11.6	46	9.2	AV	N	GND
2.697500	34.30	11.7	46	11.7	AV	N	GND
8.444000	33.30	11.8	50	16.7	AV	N	GND
16.287500	40.30	11.9	50	9.7	AV	N	GND

ACCURATE TECHNOLOGY CO.,LTD

CONDUCTED EMISSION STANDARD FCC PART 15B

```
EUT:                    Interactive Flat Panel   M/N:EXT-6500
Manufacturer:           PRIMA
Operating Condition:    HDMI IN
Test Site:              2#Shielding Room
Operator:               DING
Test Specification:     L  240V/60Hz
Comment:                Report NO.:ATE20170253
Start of Test:          2017-3-10 / 16:07:54
```

SCAN TABLE: "V 150K-30MHz fin"

Short Description: _SUB_STD_VTERM2 1.70

Start Frequency	Stop Frequency	Step Width	Detector	Meas. Time	IF Bandw.	Transducer
150.0 kHz	30.0 MHz	4.5 kHz	QuasiPeak Average	1.0 s	9 kHz	LISN(ESH3-Z5)

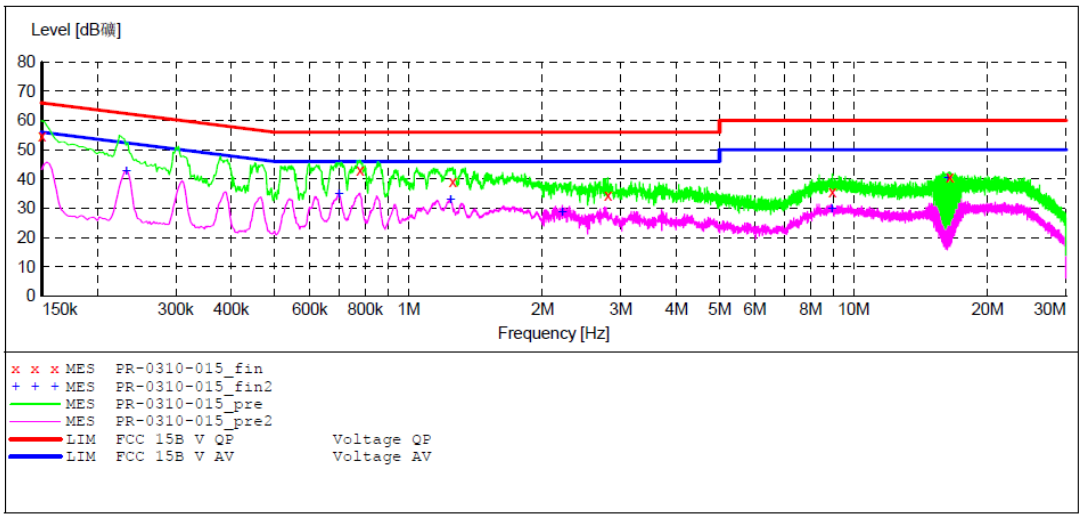

MEASUREMENT RESULT: "PR-0310-015_fin"

2017-3-10 16:11

Frequency MHz	Level dBµV	Transd dB	Limit dBµV	Margin dB	Detector	Line	PE
0.150000	54.90	10.3	66	11.1	QP	L1	GND
0.778000	43.00	11.5	56	13.0	QP	L1	GND
1.258000	39.20	11.6	56	16.8	QP	L1	GND
2.805500	34.60	11.7	56	21.4	QP	L1	GND
8.957000	35.80	11.9	60	24.2	QP	L1	GND
16.436000	40.50	11.9	60	19.5	QP	L1	GND

MEASUREMENT RESULT: "PR-0310-015_fin2"

2017-3-10 16:11

Frequency MHz	Level dBµV	Transd dB	Limit dBµV	Margin dB	Detector	Line	PE
0.232000	42.80	10.8	52	9.6	AV	L1	GND
0.698000	34.70	11.5	46	11.3	AV	L1	GND
1.242000	32.80	11.6	46	13.2	AV	L1	GND
2.216000	28.50	11.7	46	17.5	AV	L1	GND
8.916500	29.90	11.9	50	20.1	AV	L1	GND
16.283000	40.20	11.9	50	9.8	AV	L1	GND

ACCURATE TECHNOLOGY CO.,LTD

CONDUCTED EMISSION STANDARD FCC PART 15B

```
EUT:                  Interactive Flat Panel   M/N:EXT-6500
Manufacturer:         PRIMA
Operating Condition:  VGA IN
Test Site:            2#Shielding Room
Operator:             DING
Test Specification:   L  240V/60Hz
Comment:              Report NO.:ATE20170253
Start of Test:        2017-3-10 / 16:19:37
```

SCAN TABLE: "V 150K-30MHz fin"

```
Short Description:            _SUB_STD_VTERM2 1.70
Start      Stop       Step       Detector  Meas.     IF       Transducer
Frequency  Frequency  Width                Time      Bandw.
150.0 kHz  30.0 MHz   4.5 kHz    QuasiPeak 1.0 s     9 kHz    LISN(ESH3-Z5)
                                 Average
```

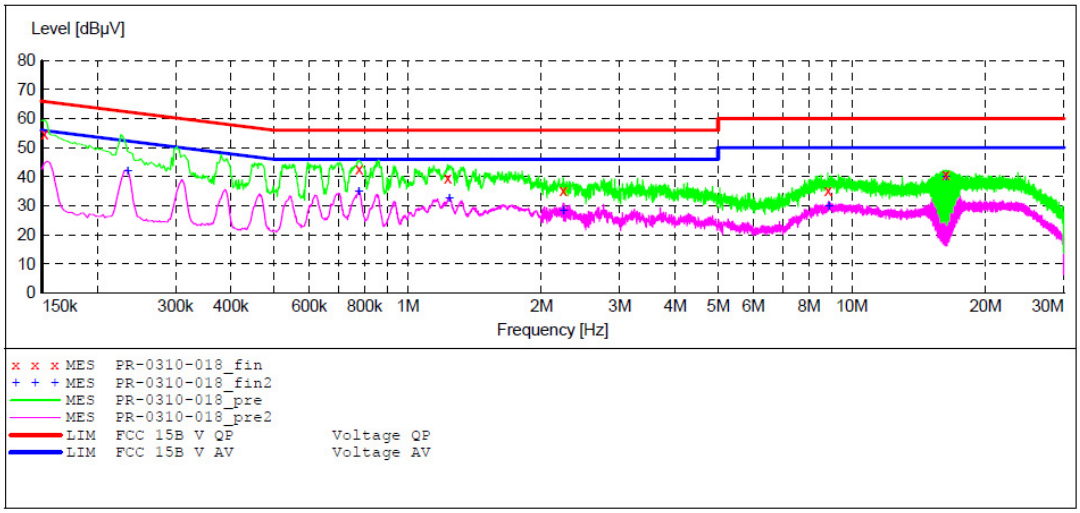

MEASUREMENT RESULT: "PR-0310-018_fin"

2017-3-10 16:22

Frequency MHz	Level dBµV	Transd dB	Limit dBµV	Margin dB	Detector	Line	PE
0.152000	54.80	10.4	66	11.1	QP	L1	GND
0.776000	42.70	11.5	56	13.3	QP	L1	GND
1.230000	39.70	11.6	56	16.3	QP	L1	GND
2.238500	35.10	11.7	56	20.9	QP	L1	GND
8.835500	35.40	11.8	60	24.6	QP	L1	GND
16.283000	40.60	11.9	60	19.4	QP	L1	GND

MEASUREMENT RESULT: "PR-0310-018_fin2"

2017-3-10 16:22

Frequency MHz	Level dBµV	Transd dB	Limit dBµV	Margin dB	Detector	Line	PE
0.234000	41.80	10.8	52	10.5	AV	L1	GND
0.776000	34.90	11.5	46	11.1	AV	L1	GND
1.240000	32.50	11.6	46	13.5	AV	L1	GND
2.238500	28.40	11.7	46	17.6	AV	L1	GND
8.880500	29.80	11.8	50	20.2	AV	L1	GND
16.283000	39.90	11.9	50	10.1	AV	L1	GND

ACCURATE TECHNOLOGY CO.,LTD

CONDUCTED EMISSION STANDARD FCC PART 15B

```
EUT:                    Interactive Flat Panel   M/N:EXT-6500
Manufacturer:           PRIMA
Operating Condition:    VGA IN
Test Site:              2#Shielding Room
Operator:               DING
Test Specification:     N  240V/60Hz
Comment:                Report NO.:ATE20170253
Start of Test:          2017-3-10 / 16:15:41
```

SCAN TABLE: "V 150K-30MHz fin"

```
  Short Description:            _SUB_STD_VTERM2 1.70
  Start      Stop       Step       Detector  Meas.     IF       Transducer
  Frequency  Frequency  Width                Time      Bandw.
  150.0 kHz  30.0 MHz   4.5 kHz    QuasiPeak 1.0 s     9 kHz    LISN(ESH3-Z5)
                                   Average
```

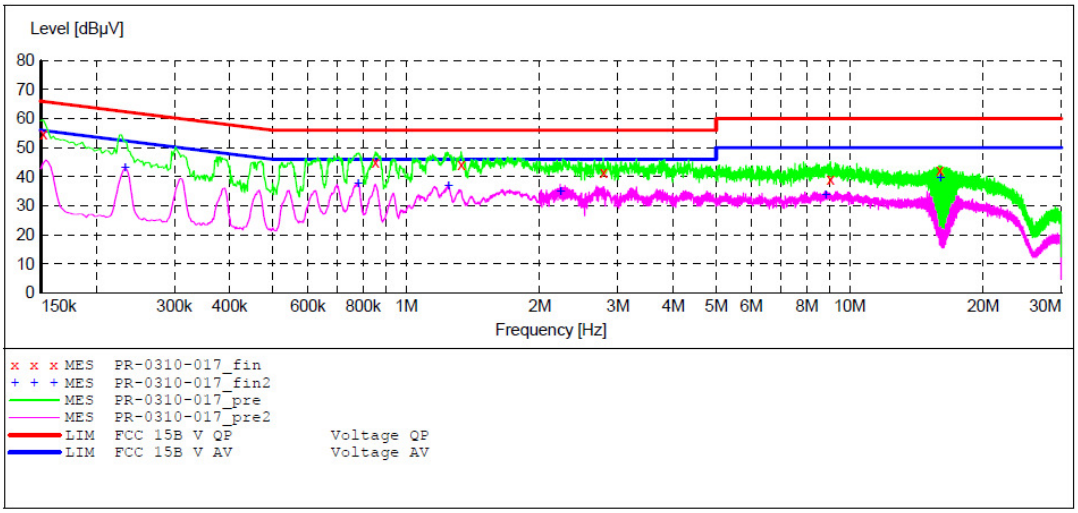

MEASUREMENT RESULT: "PR-0310-017_fin"

2017-3-10 16:17

Frequency MHz	Level dBµV	Transd dB	Limit dBµV	Margin dB	Detector	Line	PE
0.152000	54.70	10.4	66	11.2	QP	N	GND
0.852000	45.00	11.6	56	11.0	QP	N	GND
1.330000	44.20	11.6	56	11.8	QP	N	GND
2.783000	41.50	11.7	56	14.5	QP	N	GND
9.047000	39.20	11.9	60	20.8	QP	N	GND
15.972500	42.40	11.9	60	17.6	QP	N	GND

MEASUREMENT RESULT: "PR-0310-017_fin2"

2017-3-10 16:17

Frequency MHz	Level dBµV	Transd dB	Limit dBµV	Margin dB	Detector	Line	PE
0.232000	42.90	10.8	52	9.5	AV	N	GND
0.778000	37.60	11.5	46	8.4	AV	N	GND
1.244000	36.70	11.6	46	9.3	AV	N	GND
2.225000	34.70	11.7	46	11.3	AV	N	GND
8.817500	33.60	11.8	50	16.4	AV	N	GND
16.053500	39.30	11.9	50	10.7	AV	N	GND

ACCURATE TECHNOLOGY CO.,LTD

CONDUCTED EMISSION STANDARD FCC PART 15B

```
EUT:                    Interactive Flat Panel   M/N:EXT-6500
Manufacturer:           PRIMA
Operating Condition:    AV IN
Test Site:              2#Shielding Room
Operator:               DING
Test Specification:     N  240V/60Hz
Comment:                Report NO.:ATE20170253
Start of Test:          2017-3-10 / 16:31:14
```

SCAN TABLE: "V 150K-30MHz fin"

```
  Short Description:            _SUB_STD_VTERM2 1.70
  Start      Stop       Step       Detector  Meas.     IF       Transducer
  Frequency  Frequency  Width                Time      Bandw.
  150.0 kHz  30.0 MHz   4.5 kHz    QuasiPeak 1.0 s     9 kHz    LISN(ESH3-Z5)
                                   Average
```

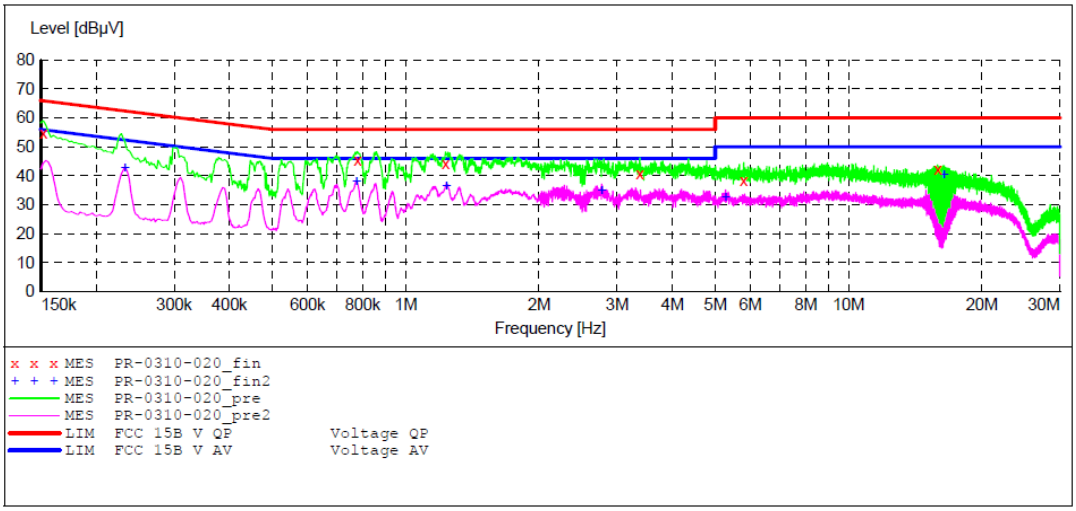

MEASUREMENT RESULT: "PR-0310-020_fin"

2017-3-10 16:32

Frequency MHz	Level dBµV	Transd dB	Limit dBµV	Margin dB	Detector	Line	PE
0.152000	54.90	10.4	66	11.0	QP	N	GND
0.778000	45.50	11.5	56	10.5	QP	N	GND
1.230000	44.20	11.6	56	11.8	QP	N	GND
3.377000	40.70	11.7	56	15.3	QP	N	GND
5.798000	38.50	11.8	60	21.5	QP	N	GND
15.896000	42.30	11.9	60	17.7	QP	N	GND

MEASUREMENT RESULT: "PR-0310-020_fin2"

2017-3-10 16:32

Frequency MHz	Level dBµV	Transd dB	Limit dBµV	Margin dB	Detector	Line	PE
0.232000	42.70	10.8	52	9.7	AV	N	GND
0.774000	37.90	11.5	46	8.1	AV	N	GND
1.236000	36.40	11.6	46	9.6	AV	N	GND
2.769500	34.80	11.7	46	11.2	AV	N	GND
5.276000	32.50	11.8	50	17.5	AV	N	GND
16.440500	40.10	11.9	50	9.9	AV	N	GND

ACCURATE TECHNOLOGY CO.,LTD

CONDUCTED EMISSION STANDARD FCC PART 15B

```
EUT:                    Interactive Flat Panel   M/N:EXT-6500
Manufacturer:           PRIMA
Operating Condition:    AV IN
Test Site:              2#Shielding Room
Operator:               DING
Test Specification:     L  240V/60Hz
Comment:                Report NO.:ATE20170253
Start of Test:          2017-3-10 / 16:24:01
```

SCAN TABLE: "V 150K-30MHz fin"

Short Description: _SUB_STD_VTERM2 1.70

Start Frequency	Stop Frequency	Step Width	Detector	Meas. Time	IF Bandw.	Transducer
150.0 kHz	30.0 MHz	4.5 kHz	QuasiPeak Average	1.0 s	9 kHz	LISN(ESH3-Z5)

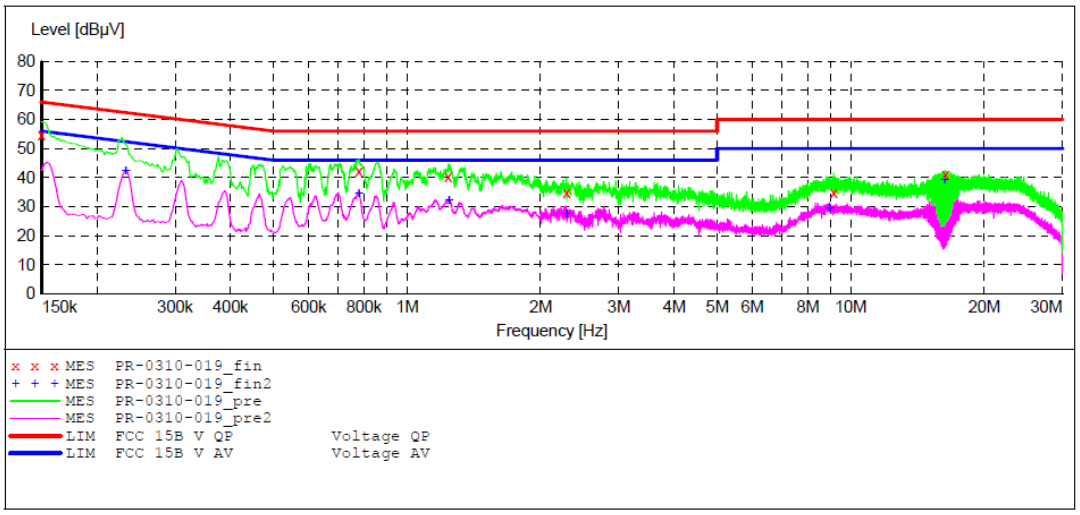

MEASUREMENT RESULT: "PR-0310-019_fin"

2017-3-10 16:28

Frequency MHz	Level dBµV	Transd dB	Limit dBµV	Margin dB	Detector	Line	PE
0.150000	54.60	10.3	66	11.4	QP	L1	GND
0.778000	42.40	11.5	56	13.6	QP	L1	GND
1.238000	40.10	11.6	56	15.9	QP	L1	GND
2.288000	34.80	11.7	56	21.2	QP	L1	GND
9.146000	34.90	11.9	60	25.1	QP	L1	GND
16.364000	41.10	11.9	60	18.9	QP	L1	GND

MEASUREMENT RESULT: "PR-0310-019_fin2"

2017-3-10 16:28

Frequency MHz	Level dBµV	Transd dB	Limit dBµV	Margin dB	Detector	Line	PE
0.232000	42.30	10.8	52	10.1	AV	L1	GND
0.778000	34.60	11.5	46	11.4	AV	L1	GND
1.242000	32.20	11.6	46	13.8	AV	L1	GND
2.288000	27.40	11.7	46	18.6	AV	L1	GND
8.970500	29.40	11.9	50	20.6	AV	L1	GND
16.283000	39.00	11.9	50	11.0	AV	L1	GND

ACCURATE TECHNOLOGY CO.,LTD

CONDUCTED EMISSION STANDARD FCC PART 15B

```
EUT:                    Interactive Flat Panel   M/N:EXT-6500
Manufacturer:           PRIMA
Operating Condition:    DP IN
Test Site:              2#Shielding Room
Operator:               DING
Test Specification:     L  240V/60Hz
Comment:                Report NO.:ATE20170253
Start of Test:          2017-3-10 / 16:35:32
```

SCAN TABLE: "V 150K-30MHz fin"

Short Description: _SUB_STD_VTERM2 1.70

Start Frequency	Stop Frequency	Step Width	Detector	Meas. Time	IF Bandw.	Transducer
150.0 kHz	30.0 MHz	4.5 kHz	QuasiPeak Average	1.0 s	9 kHz	LISN(ESH3-Z5)

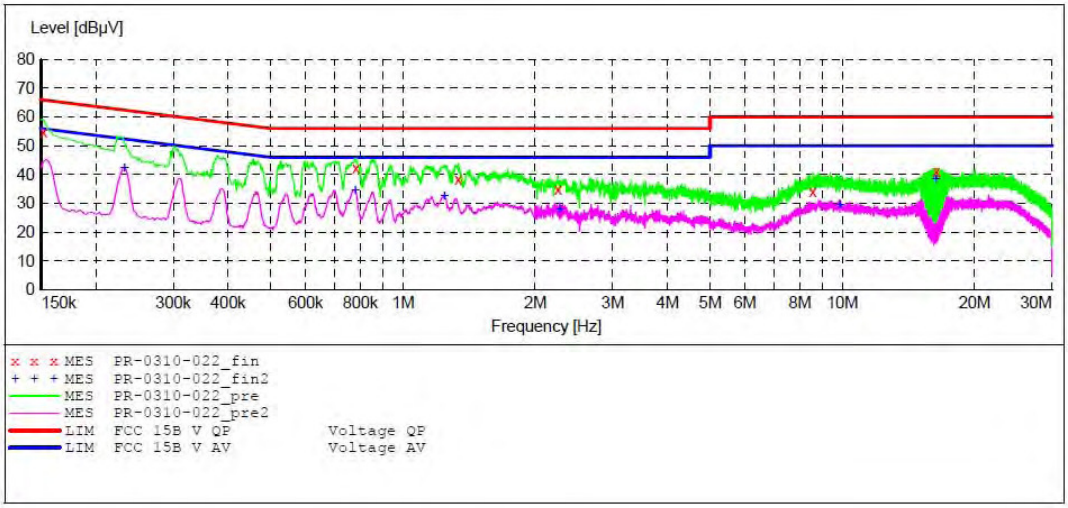

MEASUREMENT RESULT: "PR-0310-022_fin"

2017-3-10 16:40

Frequency MHz	Level dBµV	Transd dB	Limit dBµV	Margin dB	Detector	Line	PE
0.152000	54.90	10.4	66	11.0	QP	L1	GND
0.782000	42.10	11.6	56	13.9	QP	L1	GND
1.336000	38.30	11.6	56	17.7	QP	L1	GND
2.252000	34.90	11.7	56	21.1	QP	L1	GND
8.570000	34.10	11.8	60	25.9	QP	L1	GND
16.364000	41.00	11.9	60	19.0	QP	L1	GND

MEASUREMENT RESULT: "PR-0310-022_fin2"

2017-3-10 16:40

Frequency MHz	Level dBµV	Transd dB	Limit dBµV	Margin dB	Detector	Line	PE
0.232000	42.40	10.8	52	10.0	AV	L1	GND
0.778000	34.50	11.5	46	11.5	AV	L1	GND
1.242000	32.40	11.6	46	13.6	AV	L1	GND
2.274500	27.60	11.7	46	18.4	AV	L1	GND
9.866000	29.30	11.9	50	20.7	AV	L1	GND
16.364000	38.50	11.9	50	11.5	AV	L1	GND

ACCURATE TECHNOLOGY CO.,LTD

CONDUCTED EMISSION STANDARD FCC PART 15B

```
EUT:                    Interactive Flat Panel   M/N:EXT-6500
Manufacturer:           PRIMA
Operating Condition:    DP IN
Test Site:              2#Shielding Room
Operator:               DING
Test Specification:     N  240V/60Hz
Comment:                Report NO.:ATE20170253
Start of Test:          2017-3-10 / 16:33:22
```

SCAN TABLE: "V 150K-30MHz fin"

```
  Short Description:            _SUB_STD_VTERM2 1.70
  Start      Stop       Step       Detector   Meas.     IF       Transducer
  Frequency  Frequency  Width                 Time      Bandw.
  150.0 kHz  30.0 MHz   4.5 kHz    QuasiPeak  1.0 s     9 kHz    LISN(ESH3-Z5)
                                   Average
```

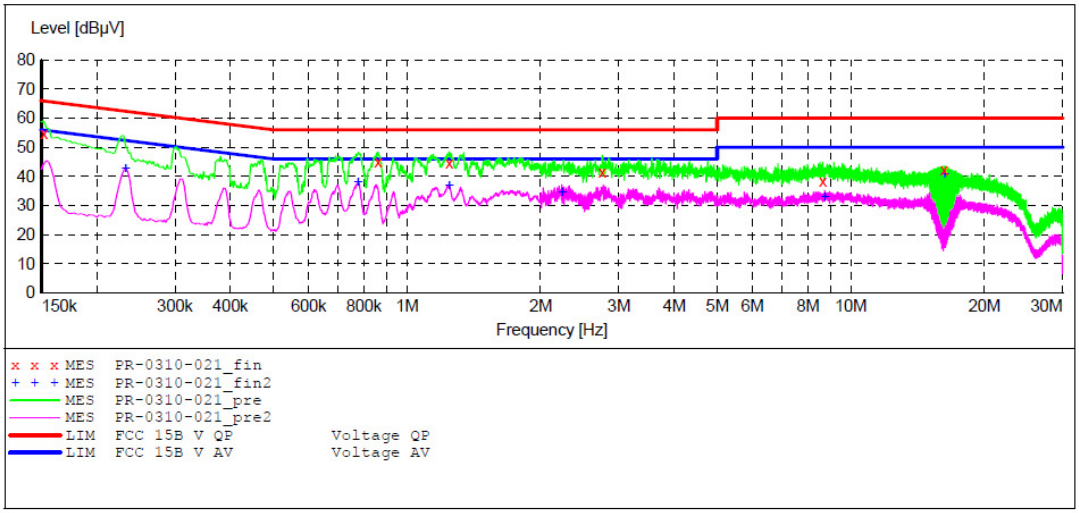

MEASUREMENT RESULT: "PR-0310-021_fin"

2017-3-10 16:35

Frequency MHz	Level dBµV	Transd dB	Limit dBµV	Margin dB	Detector	Line	PE
0.152000	54.70	10.4	66	11.2	QP	N	GND
0.860000	45.10	11.6	56	10.9	QP	N	GND
1.244000	44.50	11.6	56	11.5	QP	N	GND
2.756000	41.60	11.7	56	14.4	QP	N	GND
8.651000	38.30	11.8	60	21.7	QP	N	GND
16.206500	42.40	11.9	60	17.6	QP	N	GND

MEASUREMENT RESULT: "PR-0310-021_fin2"

2017-3-10 16:35

Frequency MHz	Level dBµV	Transd dB	Limit dBµV	Margin dB	Detector	Line	PE
0.232000	42.70	10.8	52	9.7	AV	N	GND
0.776000	37.90	11.5	46	8.1	AV	N	GND
1.244000	36.70	11.6	46	9.3	AV	N	GND
2.234000	34.60	11.7	46	11.4	AV	N	GND
8.741000	32.90	11.8	50	17.1	AV	N	GND
16.283000	40.50	11.9	50	9.5	AV	N	GND

ACCURATE TECHNOLOGY CO.,LTD

CONDUCTED EMISSION STANDARD FCC PART 15B

```
EUT:                    Interactive Flat Panel   M/N:EXT-6500
Manufacturer:           PRIMA
Operating Condition:    USB IN
Test Site:              2#Shielding Room
Operator:               DING
Test Specification:     N  240V/60Hz
Comment:                Report NO.:ATE20170253
Start of Test:          2017-3-10 / 17:23:04
```

SCAN TABLE: "V 150K-30MHz fin"

```
  Short Description:            _SUB_STD_VTERM2 1.70
  Start      Stop       Step       Detector  Meas.     IF       Transducer
  Frequency  Frequency  Width                Time      Bandw.
  150.0 kHz  30.0 MHz   4.5 kHz    QuasiPeak 1.0 s     9 kHz    LISN(ESH3-Z5)
                                   Average
```

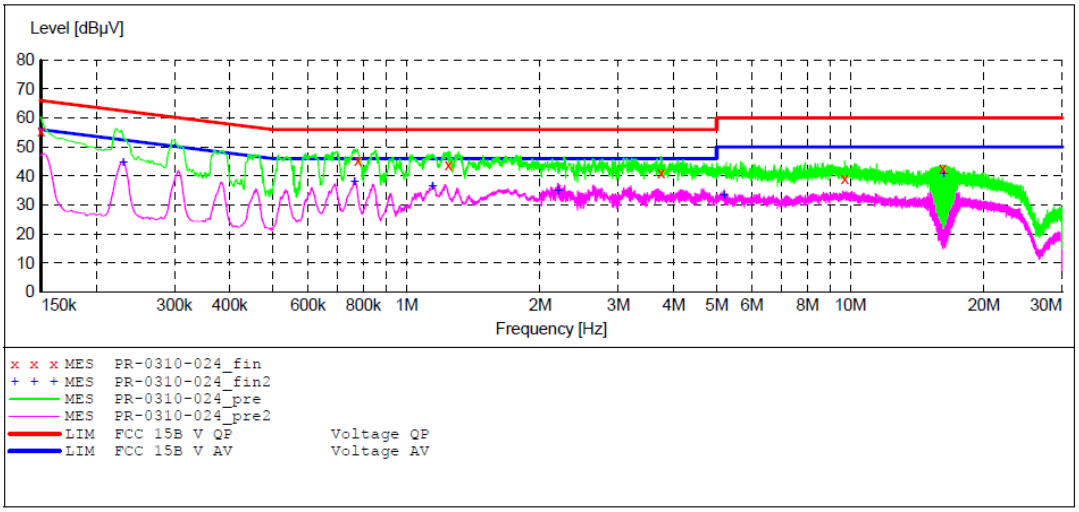

MEASUREMENT RESULT: "PR-0310-024_fin"

2017-3-10 17:24

Frequency MHz	Level dBµV	Transd dB	Limit dBµV	Margin dB	Detector	Line	PE
0.150000	55.60	10.3	66	10.4	QP	N	GND
0.776000	45.20	11.5	56	10.8	QP	N	GND
1.242000	43.80	11.6	56	12.2	QP	N	GND
3.746000	40.90	11.7	56	15.1	QP	N	GND
9.713000	39.00	11.9	60	21.0	QP	N	GND
16.139000	42.80	11.9	60	17.2	QP	N	GND

MEASUREMENT RESULT: "PR-0310-024_fin2"

2017-3-10 17:24

Frequency MHz	Level dBµV	Transd dB	Limit dBµV	Margin dB	Detector	Line	PE
0.230000	44.70	10.8	52	7.7	AV	N	GND
0.764000	37.80	11.5	46	8.2	AV	N	GND
1.144000	36.40	11.6	46	9.6	AV	N	GND
2.193500	34.70	11.7	46	11.3	AV	N	GND
5.195000	33.10	11.8	50	16.9	AV	N	GND
16.220000	40.70	11.9	50	9.3	AV	N	GND

ACCURATE TECHNOLOGY CO.,LTD

CONDUCTED EMISSION STANDARD FCC PART 15B

```
EUT:                    Interactive Flat Panel   M/N:EXT-6500
Manufacturer:           PRIMA
Operating Condition:    USB IN
Test Site:              2#Shielding Room
Operator:               DING
Test Specification:     L  240V/60Hz
Comment:                Report NO.:ATE20170253
Start of Test:          2017-3-10 / 17:20:53
```

SCAN TABLE: "V 150K-30MHz fin"

```
  Short Description:            _SUB_STD_VTERM2 1.70
  Start      Stop       Step       Detector  Meas.     IF       Transducer
  Frequency  Frequency  Width                Time      Bandw.
  150.0 kHz  30.0 MHz   4.5 kHz    QuasiPeak 1.0 s     9 kHz    LISN(ESH3-Z5)
                                   Average
```

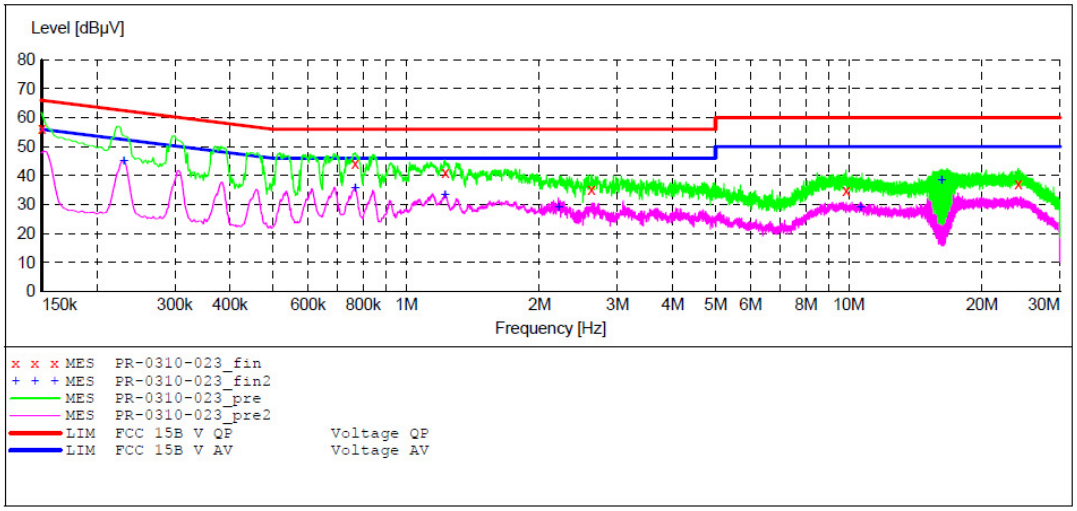

MEASUREMENT RESULT: "PR-0310-023_fin"

2017-3-10 17:22

Frequency MHz	Level dBµV	Transd dB	Limit dBµV	Margin dB	Detector	Line	PE
0.150000	56.20	10.3	66	9.8	QP	L1	GND
0.766000	44.20	11.5	56	11.8	QP	L1	GND
1.224000	41.00	11.6	56	15.0	QP	L1	GND
2.621000	35.10	11.7	56	20.9	QP	L1	GND
9.866000	34.70	11.9	60	25.3	QP	L1	GND
24.176000	37.10	12.0	60	22.9	QP	L1	GND

MEASUREMENT RESULT: "PR-0310-023_fin2"

2017-3-10 17:22

Frequency MHz	Level dBµV	Transd dB	Limit dBµV	Margin dB	Detector	Line	PE
0.230000	44.90	10.8	52	7.5	AV	L1	GND
0.766000	35.70	11.5	46	10.3	AV	L1	GND
1.222000	33.20	11.6	46	12.8	AV	L1	GND
2.207000	28.90	11.7	46	17.1	AV	L1	GND
10.640000	28.90	11.9	50	21.1	AV	L1	GND
16.215500	38.50	11.9	50	11.5	AV	L1	GND

5. RADIATED EMISSION MEASUREMENT

5.1.Block Diagram of Test

5.1.1.Block diagram of connection between the EUT and simulators

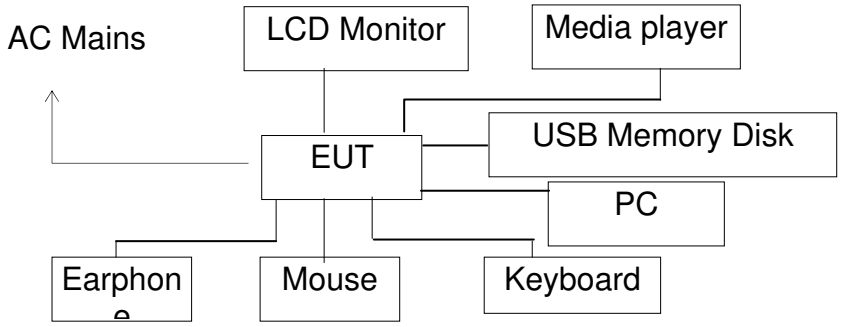

(EUT: Interactive Flat Panel)

5.1.2.Block diagram of test setup (In chamber)

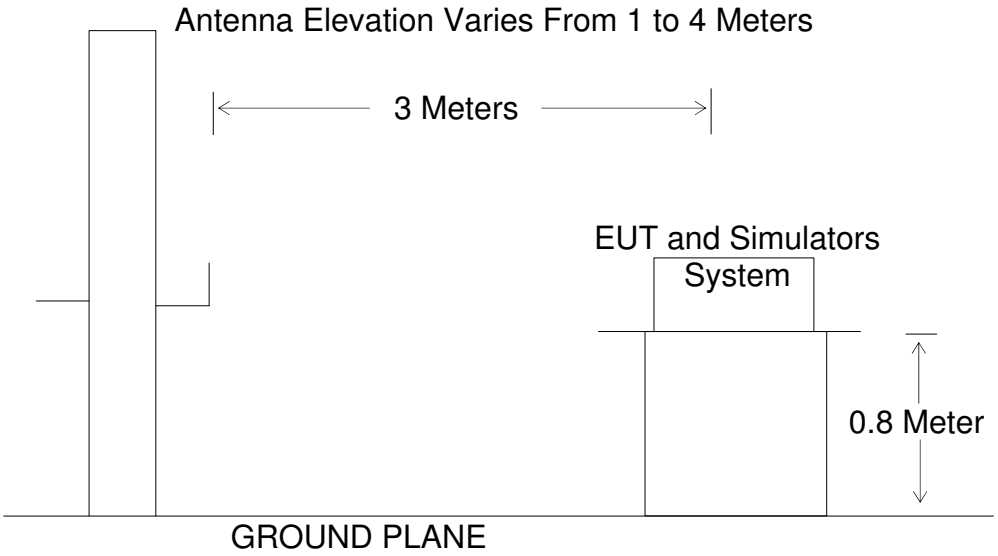

5.2.Test mode description

Test mode 1: USB IN
Test mode 2: AV IN
Test mode 3: VGA IN
Test mode 4: DP IN
Test mode 5: HDMI IN
Test mode 6: Memory Playing

5.3.Radiated Emission Limit (Class B)

All emanations from a class B device or system, including any network of conductors and apparatus connected thereto, shall not exceed the level of field strengths specified below:

Frequency MHz	Distance Meters	Field Strengths Limit	
		μV/m	dB(μV/m)
30-88	3	100	40.0
88-216	3	150	43.5
216-960	3	200	46.0
Above 960	3	500	54.0

Remark:
(1) Emission level dB(μV) = 20 log Emission level μV/m.
(2) The smaller limit shall apply at the cross point between two frequency bands.
(3) Distance is the distance in meters between the measuring instrument antenna and the closest point of any part of the device or system.

5.4.Manufacturer

The following equipments are installed on Radiated Emission Measurement to meet the commission requirements and operating regulations in a manner which tends to maximize its emission characteristics in normal application.

5.4.1.Interactive Flat Panel (EUT)

Model Number**:** ETX-6500
Manufacturer**:** Xiamen Prima Technology Inc.

5.5.Operating Condition of EUT

5.5.1.Setup the EUT and simulator as shown as Section 5.1

5.5.2.Turn on the power of all equipment.

5.5.3.Let the EUT work in test mode and measure it.

5.6.Test Procedure

The EUT and its simulators are placed on a turntable, which is 0.8 meter high above ground. The turntable can rotate 360 degrees to determine the position of the maximum emission level. EUT is set 3.0 meters away from the receiving antenna, which is mounted on an antenna tower. The antenna can be moved up and down between 1.0 meter and 4 meters to find out the maximum emission level. Broadband antenna (calibrated bilog antenna) is used as receiving antenna. Both horizontal and vertical polarizations of the antenna are set on measurement. In order to find the maximum emission levels, all of the interface cables must be manipulated according to ANSI C63.4: 2014 on radiated emission measurement.

The bandwidth of the EMI test receiver (R&S ESCS30) is set at 120kHz.

The frequency range from 30MHz to 25000MHz is checked.
Note:The EUT highest operating frequency provided by Manufacturer is 1.2GHz and include 2.4GHz wifi, the radiated emission measurement shall be made up to 25 GHz.

Highest frequency generated or used in the device or on which the device operates or tunes (MHz)	Upper frequency of measurement range (MHz)
Below 1.705	30.
1.705–108	1000.
108–500	2000.
500–1000	5000.
Above 1000	5th harmonic of the highest frequency or 40 GHz, whichever is lower.

5.7.Radiated Emission Noise Measurement Result

PASS.

The frequency range from 30MHz to 25000MHz is investigated.
Emissions attenuated more than 20 dB below the permissible value are not reported.

The spectral diagrams are attached as below.

Below 1GHz

ACCURATE TECHNOLOGY CO., LTD.
F1,Bldg,A,Changyuan New Material Port Keyuan Rd,
Science & Industry Park,Nanshan Shenzhen,P.R.China
Site: 1# Chamber
Tel:+86-0755-26503290
Fax:+86-0755-26503396

Job No.: DING11 #305	Polarization: Vertical
Standard: FCC Class B 3M Radiated	Power Source: AC 120V/60Hz
Test item: Radiation Test	Date: 2017/03/13
Temp.(C)/Hum.(%) 25 C / 55 %	Time: 16:11:19
EUT: Interactive Flat Panel	Engineer Signature: DING
Mode: USB IN	Distance: 3m
Model: EXT-6500	
Manufacturer: PRIMA	

Note: Report NO:ATE20170253

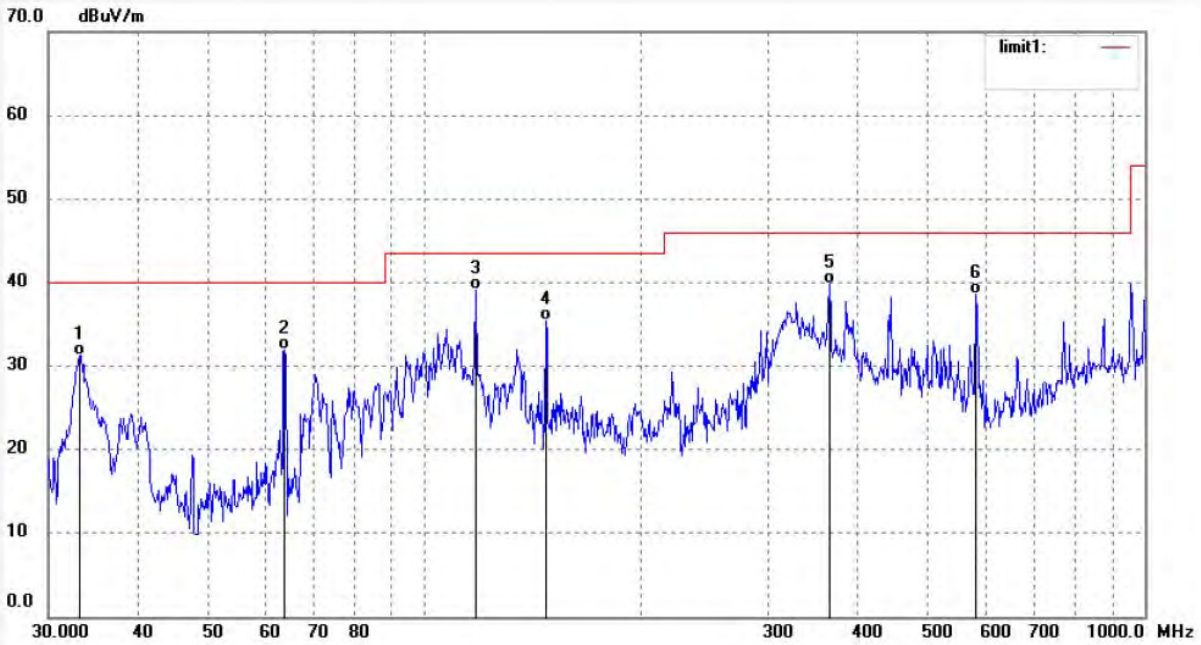

No.	Freq. (MHz)	Reading (dBuV/m)	Factor (dB)	Result (dBuV/m)	Limit (dBuV/m)	Margin (dB)	Detector	Height (cm)	Degree (deg.)	Remark
1	33.1015	48.51	-17.24	31.27	40.00	-8.73	QP			
2	63.8552	54.60	-22.67	31.93	40.00	-8.07	QP			
3	117.6812	60.33	-21.27	39.06	43.50	-4.44	QP			
4	147.3557	57.74	-22.27	35.47	43.50	-8.03	QP			
5	364.8025	54.03	-14.25	39.78	46.00	-6.22	QP			
6	582.1122	48.84	-10.33	38.51	46.00	-7.49	QP			

ACCURATE TECHNOLOGY CO., LTD.
F1,Bldg,A,Changyuan New Material Port Keyuan Rd,
Science & Industry Park,Nanshan Shenzhen,P.R.China
Site: 1# Chamber
Tel:+86-0755-26503290
Fax:+86-0755-26503396

Job No.: DING11 #306	Polarization: Horizontal
Standard: FCC Class B 3M Radiated	Power Source: AC 120V/60Hz
Test item: Radiation Test	Date: 2017/03/13
Temp.(C)/Hum.(%) 25 C / 55 %	Time: 16:14:03
EUT: Interactive Flat Panel	Engineer Signature: DING
Mode: USB IN	Distance: 3m
Model: EXT-6500	
Manufacturer: PRIMA	

Note: Report NO:ATE20170253

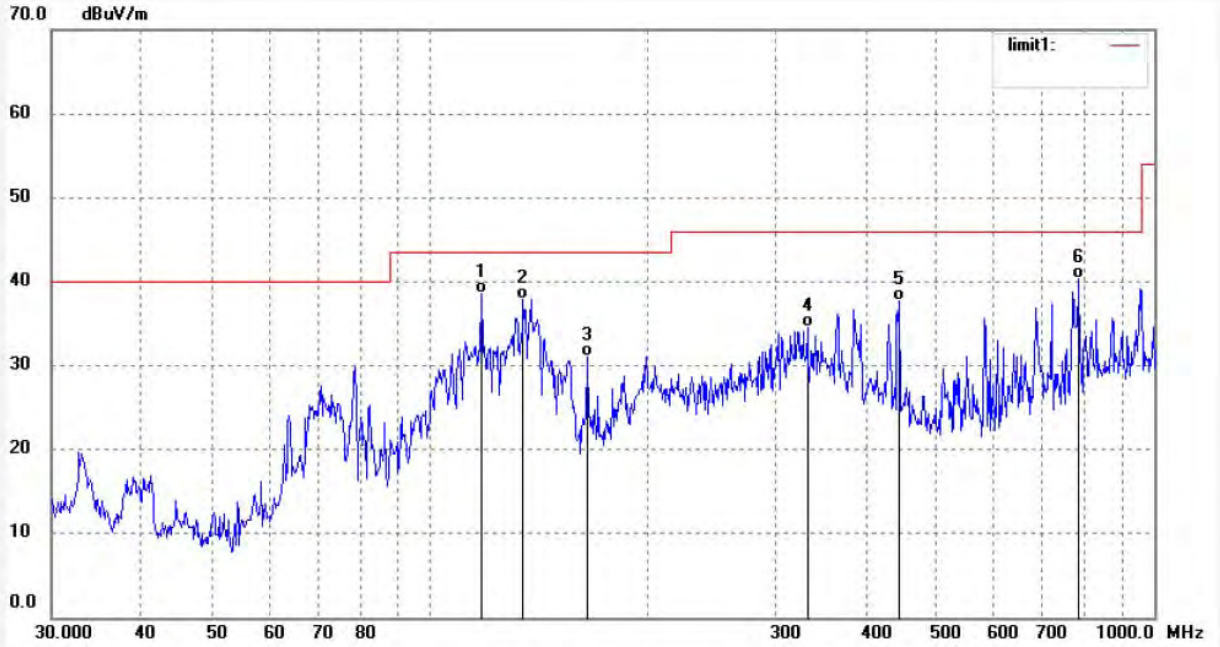

No.	Freq. (MHz)	Reading (dBuV/m)	Factor (dB)	Result (dBuV/m)	Limit (dBuV/m)	Margin (dB)	Detector	Height (cm)	Degree (deg.)	Remark
1	117.6813	59.94	-21.27	38.67	43.50	-4.83	QP			
2	134.4910	59.84	-21.90	37.94	43.50	-5.56	QP			
3	164.8910	51.84	-20.83	31.01	43.50	-12.49	QP			
4	331.7857	49.79	-15.29	34.50	46.00	-11.50	QP			
5	444.1299	50.83	-13.13	37.70	46.00	-8.30	QP			
6	787.4749	46.51	-6.10	40.41	46.00	-5.59	QP			

ACCURATE TECHNOLOGY CO., LTD.
F1,Bldg,A,Changyuan New Material Port Keyuan Rd,
Science & Industry Park,Nanshan Shenzhen,P.R.China
Site: 1# Chamber
Tel:+86-0755-26503290
Fax:+86-0755-26503396

Job No.: DING11 #307	Polarization: Horizontal
Standard: FCC Class B 3M Radiated	Power Source: AC 120V/60Hz
Test item: Radiation Test	Date: 2017/03/13
Temp.(C)/Hum.(%) 25 C / 55 %	Time: 16:17:11
EUT: Interactive Flat Panel	Engineer Signature: DING
Mode: DP IN	Distance: 3m
Model: EXT-6500	
Manufacturer: PRIMA	

Note: Report NO:ATE20170253

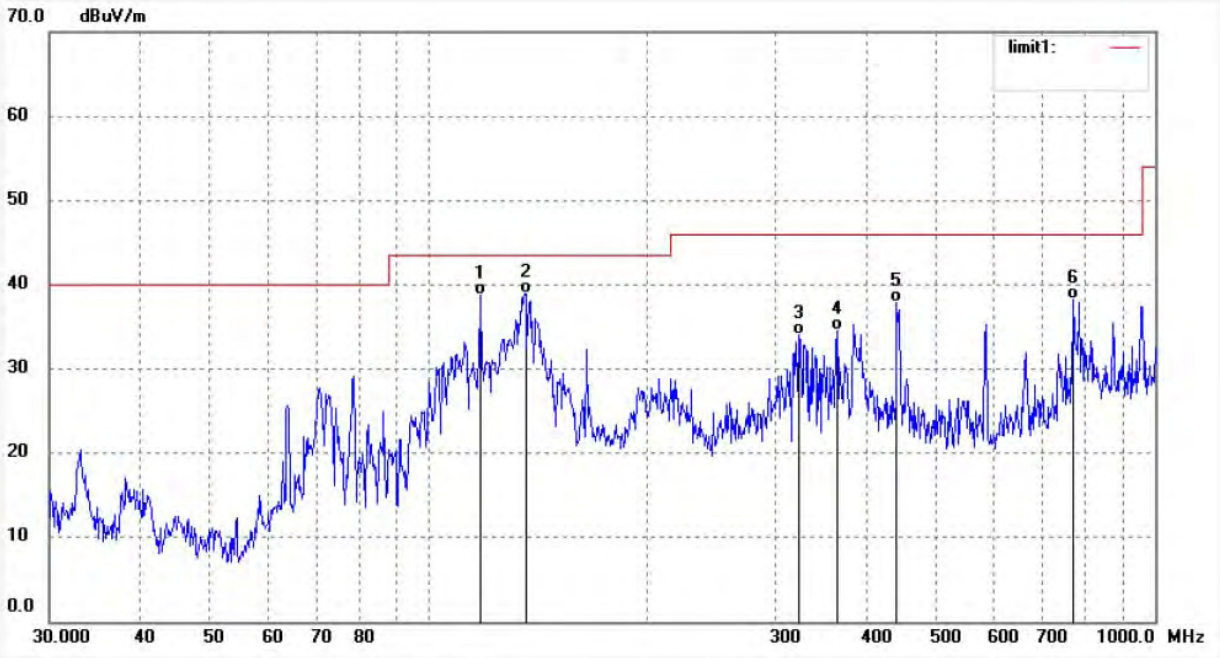

No.	Freq. (MHz)	Reading (dBuV/m)	Factor (dB)	Result (dBuV/m)	Limit (dBuV/m)	Margin (dB)	Detector	Height (cm)	Degree (deg.)	Remark
1	117.6813	60.12	-21.27	38.85	43.50	-4.65	QP			
2	135.9163	60.97	-21.95	39.02	43.50	-4.48	QP			
3	322.5896	49.73	-15.68	34.05	46.00	-11.95	QP			
4	364.8025	48.87	-14.25	34.62	46.00	-11.38	QP			
5	441.0199	51.17	-13.24	37.93	46.00	-8.07	QP			
6	771.0475	44.71	-6.39	38.32	46.00	-7.68	QP			

ACCURATE TECHNOLOGY CO., LTD.
F1,Bldg,A,Changyuan New Material Port Keyuan Rd,
Science & Industry Park,Nanshan Shenzhen,P.R.China

Site: 1# Chamber
Tel:+86-0755-26503290
Fax:+86-0755-26503396

Job No.: DING11 #308	Polarization: Vertical
Standard: FCC Class B 3M Radiated	Power Source: AC 120V/60Hz
Test item: Radiation Test	Date: 2017/03/13
Temp.(C)/Hum.(%) 25 C / 55 %	Time: 16:20:28
EUT: Interactive Flat Panel	Engineer Signature: DING
Mode: DP IN	Distance: 3m
Model: EXT-6500	
Manufacturer: PRIMA	

Note: Report NO:ATE20170253

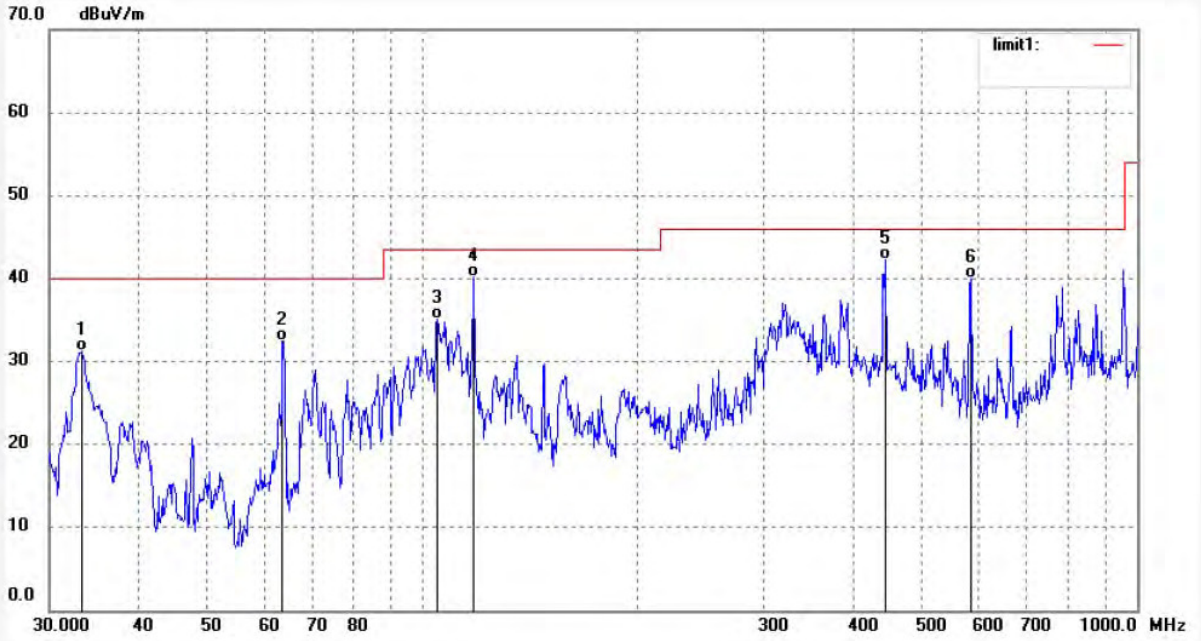

No.	Freq. (MHz)	Reading (dBuV/m)	Factor (dB)	Result (dBuV/m)	Limit (dBuV/m)	Margin (dB)	Detector	Height (cm)	Degree (deg.)	Remark
1	33.3349	48.48	-17.27	31.21	40.00	-8.79	QP			
2	63.6312	55.08	-22.66	32.42	40.00	-7.58	QP			
3	104.7979	57.04	-21.88	35.16	43.50	-8.34	QP			
4	117.6815	61.38	-21.27	40.11	43.50	-3.39	QP			
5	444.1299	55.33	-13.13	42.20	46.00	-3.80	QP			
6	586.2172	50.28	-10.23	40.05	46.00	-5.95	QP			

ACCURATE TECHNOLOGY CO., LTD.
F1,Bldg,A,Changyuan New Material Port Keyuan Rd,
Science & Industry Park,Nanshan Shenzhen,P.R.China
Site: 1# Chamber
Tel:+86-0755-26503290
Fax:+86-0755-26503396

Job No.: DING11 #309	Polarization: Vertical
Standard: FCC Class B 3M Radiated	Power Source: AC 120V/60Hz
Test item: Radiation Test	Date: 2017/03/13
Temp.(C)/Hum.(%) 25 C / 55 %	Time: 16:23:38
EUT: Interactive Flat Panel	Engineer Signature: DING
Mode: VGA IN	Distance: 3m
Model: EXT-6500	
Manufacturer: PRIMA	

Note: Report NO:ATE20170253

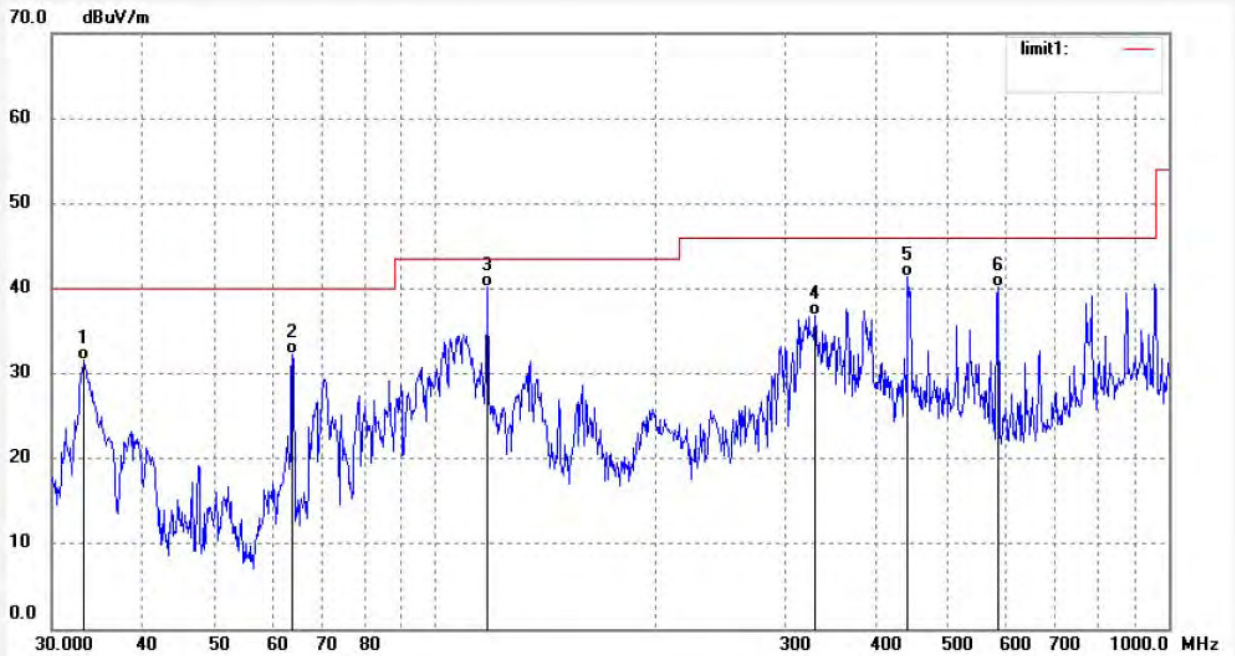

No.	Freq. (MHz)	Reading (dBuV/m)	Factor (dB)	Result (dBuV/m)	Limit (dBuV/m)	Margin (dB)	Detector	Height (cm)	Degree (deg.)	Remark
1	33.2180	48.88	-17.25	31.63	40.00	-8.37	QP			
2	63.8552	54.89	-22.67	32.22	40.00	-7.78	QP			
3	117.6815	61.45	-21.27	40.18	43.50	-3.32	QP			
4	329.4625	52.23	-15.41	36.82	46.00	-9.18	QP			
5	441.0199	54.64	-13.24	41.40	46.00	-4.60	QP			
6	586.2172	50.38	-10.23	40.15	46.00	-5.85	QP			

ACCURATE TECHNOLOGY CO., LTD.
F1,Bldg,A,Changyuan New Material Port Keyuan Rd,
Science & Industry Park,Nanshan Shenzhen,P.R.China
Site: 1# Chamber
Tel:+86-0755-26503290
Fax:+86-0755-26503396

Job No.: DING11 #310	Polarization: Horizontal
Standard: FCC Class B 3M Radiated	Power Source: AC 120V/60Hz
Test item: Radiation Test	Date: 2017/03/13
Temp.(C)/Hum.(%) 25 C / 55 %	Time: 16:26:00
EUT: Interactive Flat Panel	Engineer Signature: DING
Mode: VGA IN	Distance: 3m
Model: EXT-6500	
Manufacturer: PRIMA	

Note: Report NO:ATE20170253

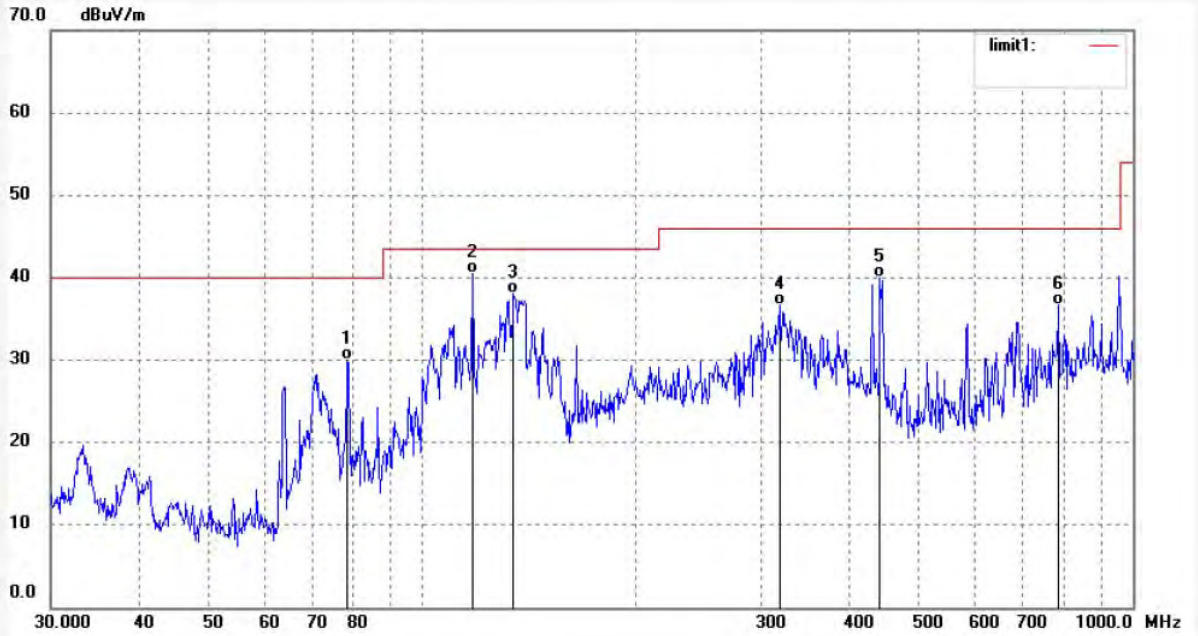

No.	Freq. (MHz)	Reading (dBuV/m)	Factor (dB)	Result (dBuV/m)	Limit (dBuV/m)	Margin (dB)	Detector	Height (cm)	Degree (deg.)	Remark
1	78.5645	52.98	-22.95	30.03	40.00	-9.97	QP			
2	117.6815	61.78	-21.27	40.51	43.50	-2.99	QP			
3	134.4911	59.90	-21.90	38.00	43.50	-5.50	QP			
4	318.0875	52.53	-15.84	36.69	46.00	-9.31	QP			
5	441.0199	53.27	-13.24	40.03	46.00	-5.97	QP			
6	787.4749	42.74	-6.10	36.64	46.00	-9.36	QP			

ACCURATE TECHNOLOGY CO., LTD.
F1,Bldg,A,Changyuan New Material Port Keyuan Rd,
Science & Industry Park,Nanshan Shenzhen,P.R.China
Site: 1# Chamber
Tel:+86-0755-26503290
Fax:+86-0755-26503396

Job No.: DING11 #311	Polarization: Horizontal
Standard: FCC Class B 3M Radiated	Power Source: AC 120V/60Hz
Test item: Radiation Test	Date: 2017/03/13
Temp.(C)/Hum.(%) 25 C / 55 %	Time: 16:29:13
EUT: Interactive Flat Panel	Engineer Signature: DING
Mode: HDMI IN	Distance: 3m
Model: EXT-6500	
Manufacturer: PRIMA	

Note: Report NO:ATE20170253

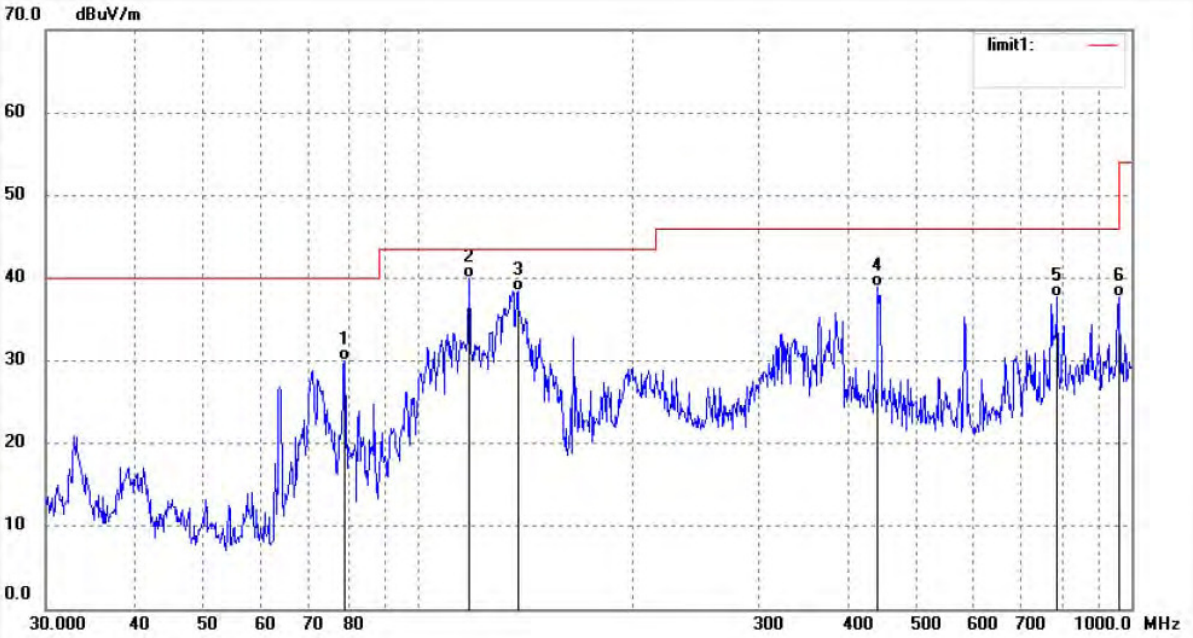

No.	Freq. (MHz)	Reading (dBuV/m)	Factor (dB)	Result (dBuV/m)	Limit (dBuV/m)	Margin (dB)	Detector	Height (cm)	Degree (deg.)	Remark
1	78.8410	52.87	-22.94	29.93	40.00	-10.07	QP			
2	117.6815	61.25	-21.27	39.98	43.50	-3.52	QP			
3	137.8400	60.41	-22.00	38.41	43.50	-5.09	QP			
4	441.0199	52.14	-13.24	38.90	46.00	-7.10	QP			
5	787.4749	43.76	-6.10	37.66	46.00	-8.34	QP			
6	962.0879	40.98	-3.25	37.73	54.00	-16.27	QP			

ACCURATE TECHNOLOGY CO., LTD.
F1,Bldg,A,Changyuan New Material Port Keyuan Rd,
Science & Industry Park,Nanshan Shenzhen,P.R.China
Site: 1# Chamber
Tel:+86-0755-26503290
Fax:+86-0755-26503396

Job No.: DING11 #312	Polarization: Vertical
Standard: FCC Class B 3M Radiated	Power Source: AC 120V/60Hz
Test item: Radiation Test	Date: 2017/03/13
Temp.(C)/Hum.(%) 25 C / 55 %	Time: 16:32:36
EUT: Interactive Flat Panel	Engineer Signature: DING
Mode: HDMI IN	Distance: 3m
Model: EXT-6500	
Manufacturer: PRIMA	

Note: Report NO:ATE20170253

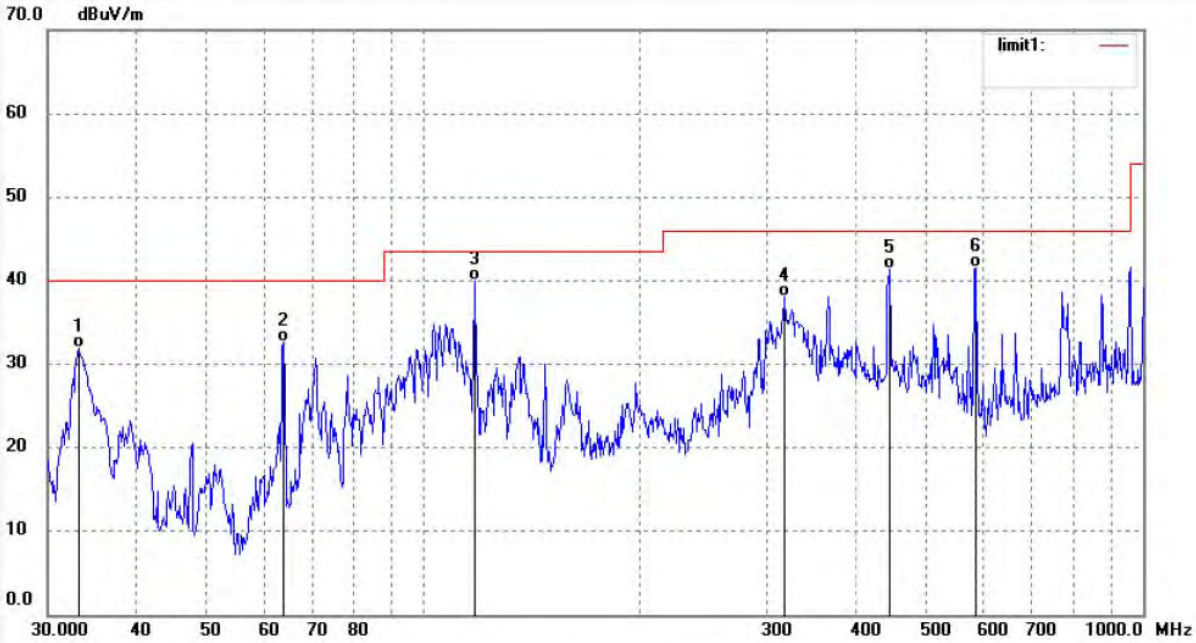

No.	Freq. (MHz)	Reading (dBuV/m)	Factor (dB)	Result (dBuV/m)	Limit (dBuV/m)	Margin (dB)	Detector	Height (cm)	Degree (deg.)	Remark
1	33.1015	49.11	-17.24	31.87	40.00	-8.13	QP			
2	63.8552	55.33	-22.67	32.66	40.00	-7.34	QP			
3	117.6814	61.33	-21.27	40.06	43.50	-3.44	QP			
4	316.9717	53.99	-15.88	38.11	46.00	-7.89	QP			
5	444.1299	54.48	-13.13	41.35	46.00	-4.65	QP			
6	586.2172	51.73	-10.23	41.50	46.00	-4.50	QP			

ACCURATE TECHNOLOGY CO., LTD.
F1,Bldg,A,Changyuan New Material Port Keyuan Rd,
Science & Industry Park,Nanshan Shenzhen,P.R.China
Site: 1# Chamber
Tel:+86-0755-26503290
Fax:+86-0755-26503396

Job No.: DING11 #313	Polarization: Horizontal
Standard: FCC Class B 3M Radiated	Power Source: AC 120V/60Hz
Test item: Radiation Test	Date: 2017/03/13
Temp.(C)/Hum.(%) 25 C / 55 %	Time: 16:35:29
EUT: Interactive Flat Panel	Engineer Signature: DING
Mode: AV IN	Distance: 3m
Model: EXT-6500	
Manufacturer: PRIMA	

Note: Report NO:ATE201670253

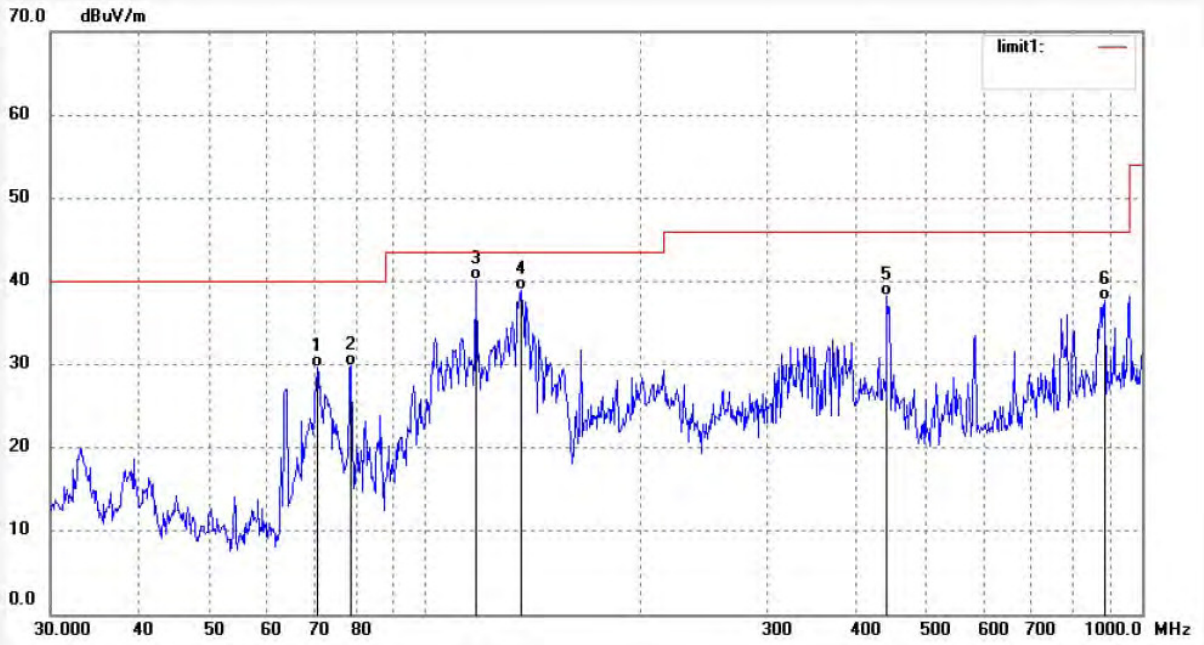

No.	Freq. (MHz)	Reading (dBuV/m)	Factor (dB)	Result (dBuV/m)	Limit (dBuV/m)	Margin (dB)	Detector	Height (cm)	Degree (deg.)	Remark
1	70.7047	52.60	-22.89	29.71	40.00	-10.29	QP			
2	78.8409	52.71	-22.94	29.77	40.00	-10.23	QP			
3	117.6814	61.44	-21.27	40.17	43.50	-3.33	QP			
4	135.9163	60.81	-21.95	38.86	43.50	-4.64	QP			
5	441.0199	51.40	-13.24	38.16	46.00	-7.84	QP			
6	887.3977	42.16	-4.39	37.77	46.00	-8.23	QP			

ACCURATE TECHNOLOGY CO., LTD.
F1,Bldg,A,Changyuan New Material Port Keyuan Rd,
Science & Industry Park,Nanshan Shenzhen,P.R.China
Site: 1# Chamber
Tel:+86-0755-26503290
Fax:+86-0755-26503396

Job No.: DING11 #314	Polarization: Vertical
Standard: FCC Class B 3M Radiated	Power Source: AC 120V/60Hz
Test item: Radiation Test	Date: 2017/03/13
Temp.(C)/Hum.(%) 25 C / 55 %	Time: 16:38:15
EUT: Interactive Flat Panel	Engineer Signature: DING
Mode: AV IN	Distance: 3m
Model: EXT-6500	
Manufacturer: PRIMA	

Note: Report NO:ATE20170253

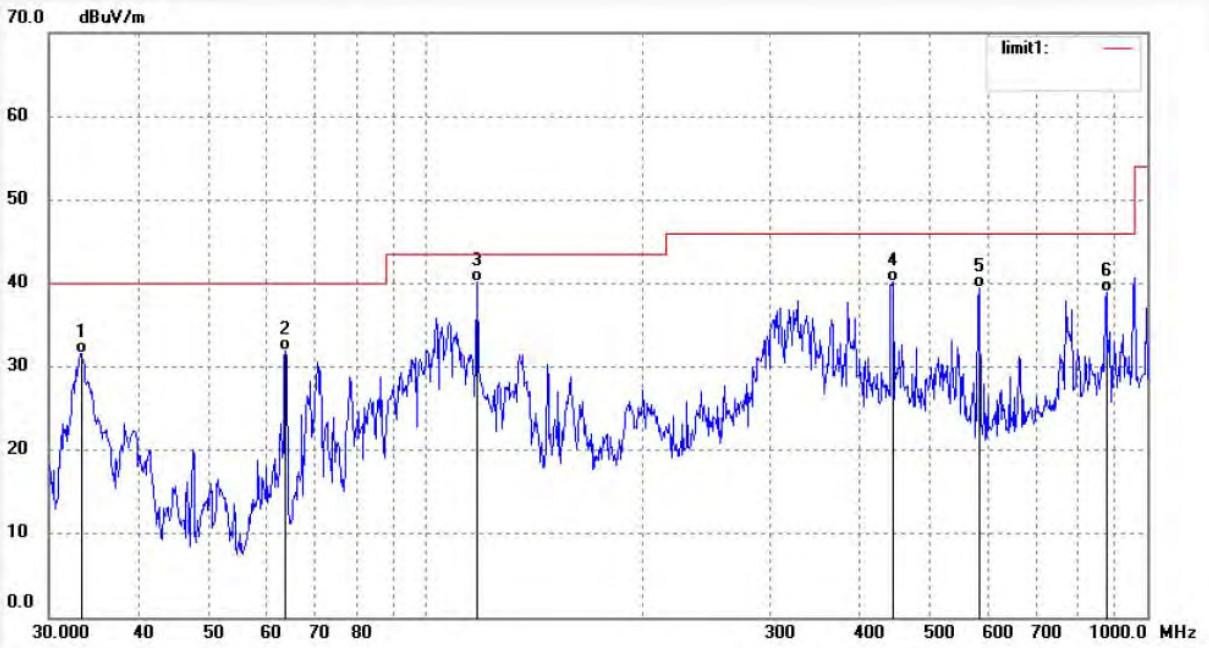

No.	Freq. (MHz)	Reading (dBuV/m)	Factor (dB)	Result (dBuV/m)	Limit (dBuV/m)	Margin (dB)	Detector	Height (cm)	Degree (deg.)	Remark
1	33.3349	48.93	-17.27	31.66	40.00	-8.34	QP			
2	63.8552	54.60	-22.67	31.93	40.00	-8.07	QP			
3	117.6815	61.47	-21.27	40.20	43.50	-3.30	QP			
4	444.1299	53.33	-13.13	40.20	46.00	-5.80	QP			
5	586.2172	49.68	-10.23	39.45	46.00	-6.55	QP			
6	878.0931	43.42	-4.54	38.88	46.00	-7.12	QP			

ACCURATE TECHNOLOGY CO., LTD.
F1,Bldg,A,Changyuan New Material Port Keyuan Rd,
Science & Industry Park,Nanshan Shenzhen,P.R.China
Site: 1# Chamber
Tel:+86-0755-26503290
Fax:+86-0755-26503396

Job No.: DING11 #315	Polarization: Vertical
Standard: FCC Class B 3M Radiated	Power Source: AC 120V/60Hz
Test item: Radiation Test	Date: 2017/03/13
Temp.(C)/Hum.(%) 25 C / 55 %	Time: 16:41:46
EUT: Interactive Flat Panel	Engineer Signature: DING
Mode: Memory Playing	Distance: 3m
Model: EXT-6500	
Manufacturer: PRIMA	

Note: Report NO:ATE20170253

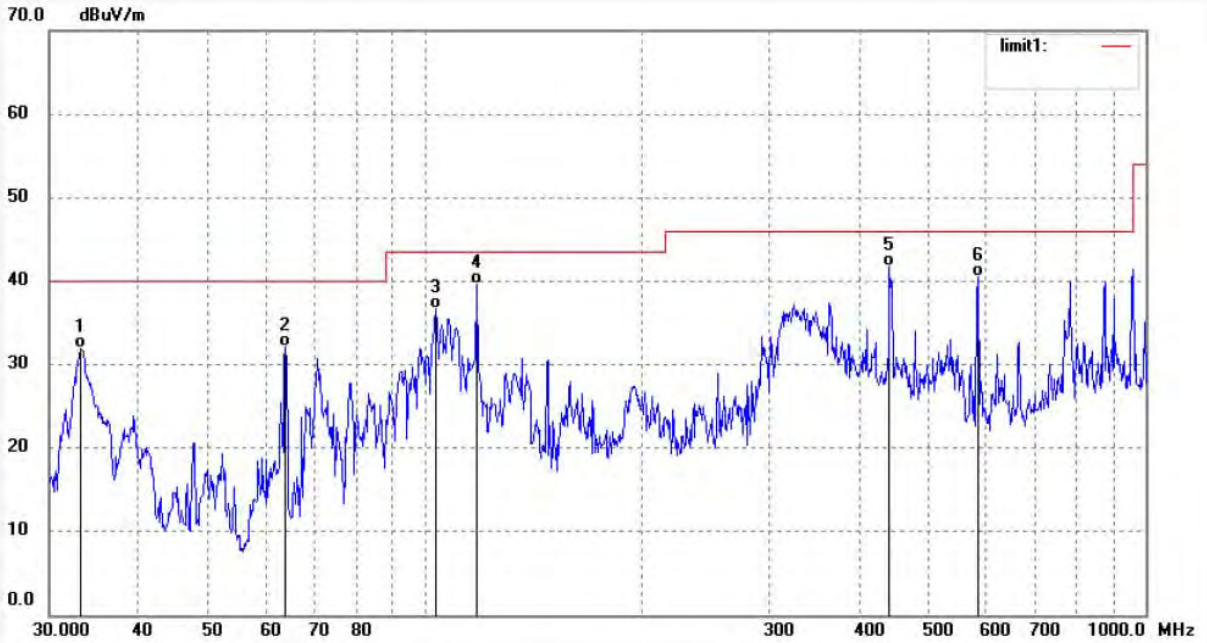

No.	Freq. (MHz)	Reading (dBuV/m)	Factor (dB)	Result (dBuV/m)	Limit (dBuV/m)	Margin (dB)	Detector	Height (cm)	Degree (deg.)	Remark
1	33.1015	49.22	-17.24	31.98	40.00	-8.02	QP			
2	63.8552	54.78	-22.67	32.11	40.00	-7.89	QP			
3	103.3353	58.41	-21.83	36.58	43.50	-6.92	QP			
4	117.6815	60.90	-21.27	39.63	43.50	-3.87	QP			
5	441.0199	54.92	-13.24	41.68	46.00	-4.32	QP			
6	586.2172	50.76	-10.23	40.53	46.00	-5.47	QP			

ACCURATE TECHNOLOGY CO., LTD.
F1,Bldg,A,Changyuan New Material Port Keyuan Rd,
Science & Industry Park,Nanshan Shenzhen,P.R.China
Site: 1# Chamber
Tel:+86-0755-26503290
Fax:+86-0755-26503396

Job No.: DING11 #316	Polarization: Horizontal
Standard: FCC Class B 3M Radiated	Power Source: AC 120V/60Hz
Test item: Radiation Test	Date: 2017/03/13
Temp.(C)/Hum.(%) 25 C / 55 %	Time: 16:44:49
EUT: Interactive Flat Panel	Engineer Signature: DING
Mode: Memory Playing	Distance: 3m
Model: EXT-6500	
Manufacturer: PRIMA	

Note: Report NO:ATE20170253

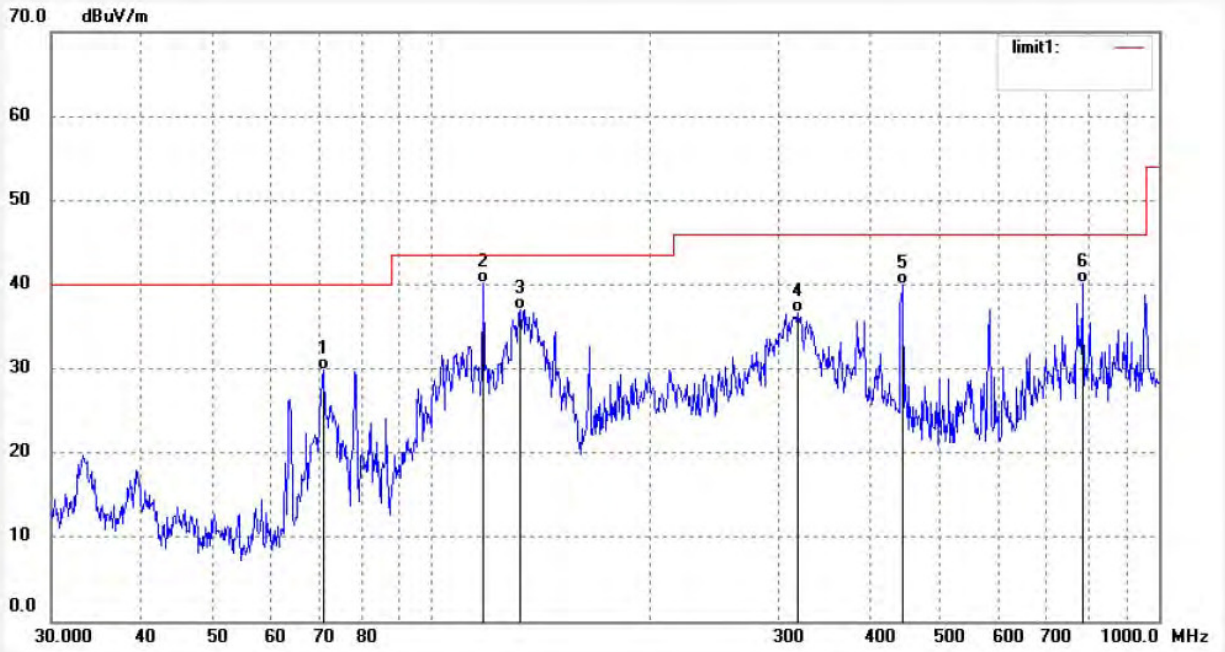

No.	Freq. (MHz)	Reading (dBuV/m)	Factor (dB)	Result (dBuV/m)	Limit (dBuV/m)	Margin (dB)	Detector	Height (cm)	Degree (deg.)	Remark
1	71.2033	52.69	-22.92	29.77	40.00	-10.23	QP			
2	117.6815	61.42	-21.27	40.15	43.50	-3.35	QP			
3	132.6142	58.91	-21.82	37.09	43.50	-6.41	QP			
4	318.0875	52.49	-15.84	36.65	46.00	-9.35	QP			
5	444.1299	53.09	-13.13	39.96	46.00	-6.04	QP			
6	784.7129	46.28	-6.15	40.13	46.00	-5.87	QP			