4.5 CONDUCTED BANDEDGE AND SPURIOUS EMISSION

4.5.1 Test Limit

According to §15.247(d), RSS-247 section 5.5,

In any 100 kHz bandwidth outside the authorized frequency band,

Non-restricted bands shall be attenuated at least 20 dB/30 dB relative to the maximum PSD level in 100 kHz by RF conducted or a radiated measurement which fall in the restricted bands, as defined in §15.205(a), must also comply with the radiated emission limits specified in §15.209(a).

4.5.2 Test Procedure

Test method Refer as ANSI C63.10:2013.

1. EUT RF output port connected to the SA by RF cable, and the path loss was compensated to result.

2. SA setting, RBW=100kHz, VBW=300kHz, Detector=Peak, Trace mode = max hold, SWT = Auto.

3. In any 100 kHz bandwidth outside the authorized frequency band, shall be attenuated at least 20 dB relative to the maximum in-band peak PSD level in 100 kHz when conducted power procedure is used. f the transmitter complies with the conducted power limits based on the use of RMS averaging over a time interval, the attenuation required under this paragraph shall be 30 dB instead of 20 dB.

4.5.3 Test Setup

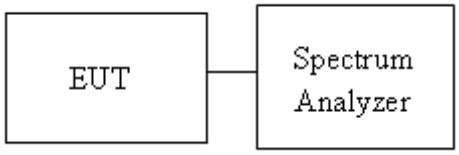

This document cannot be reproduced except in full, without prior written approval of the Company. 本報告未經本公司書面許可，不可部份複製。

4.5.4 Test Result

Temperature:	22.8~27.1℃	**Test date:**	May 19~June 19, 2023
Humidity:	50~64% RH	**Tested by:**	David Li

Test Data

IEEE 802.11b mode Low CH

Reference Level

Band Edge

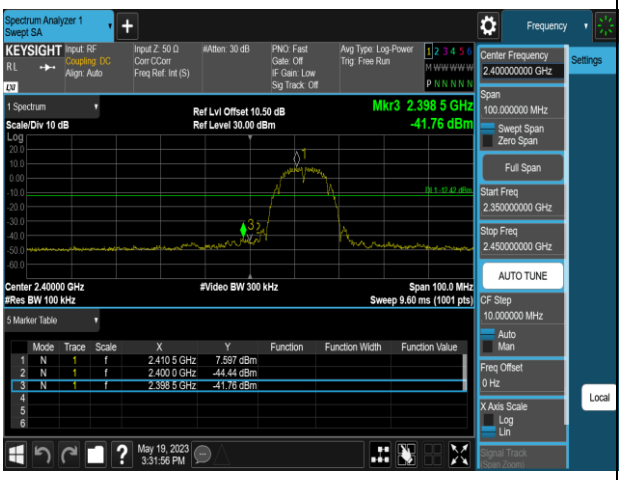

Spurious Emission 30MHz-25GHz

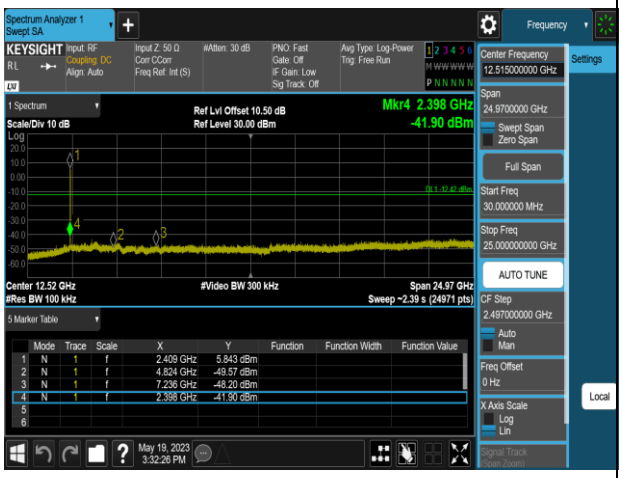

This document cannot be reproduced except in full, without prior written approval of the Company. 本報告未經本公司書面許可，不可部份複製。

IEEE 802.11b mode Mid CH	
Reference Level	**Spurious Emission 30MHz-25GHz**
	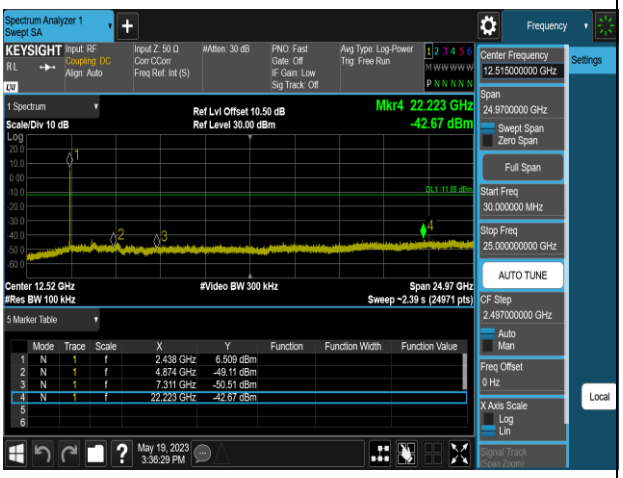

This document cannot be reproduced except in full, without prior written approval of the Company. 本報告未經本公司書面許可，不可部份複製。

IEEE 802.11b mode High CH

Reference Level

Band Edge

Spurious Emission 30MHz-25GHz

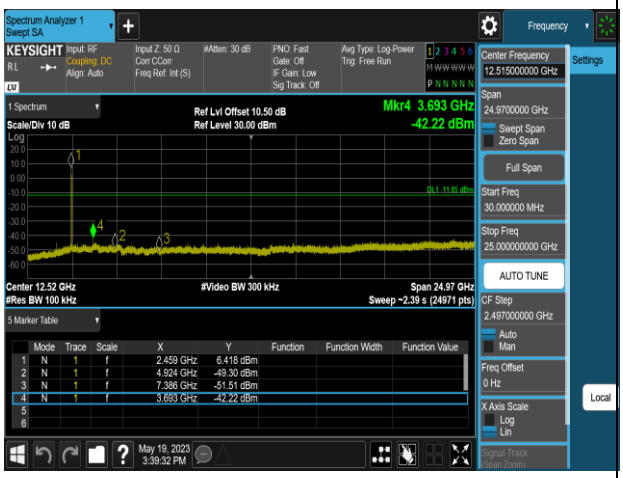

This document cannot be reproduced except in full, without prior written approval of the Company. 本報告未經本公司書面許可，不可部份複製。

IEEE 802.11g mode Low CH

Reference Level

Band Edge

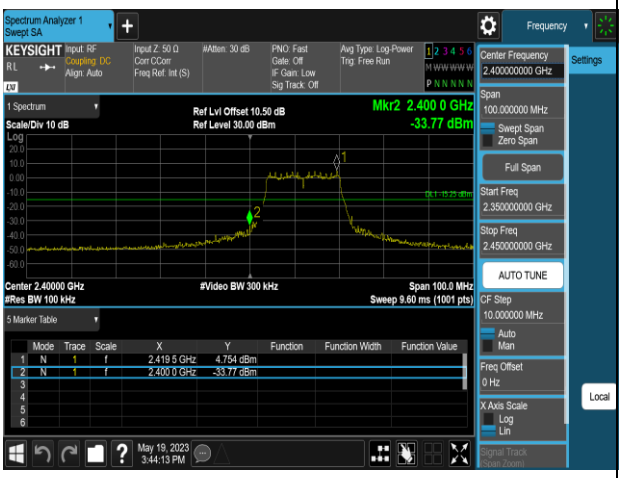

Spurious Emission 30MHz-25GHz

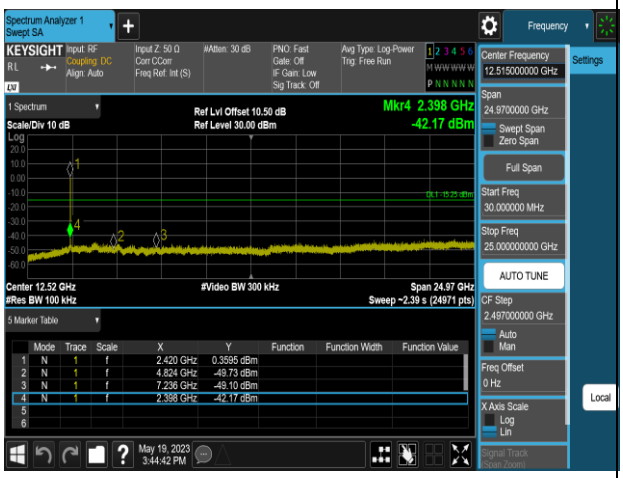

This document cannot be reproduced except in full, without prior written approval of the Company. 本報告未經本公司書面許可，不可部份複製。

IEEE 802.11g mode Mid CH	
Reference Level	**Spurious Emission 30MHz-25GHz**
	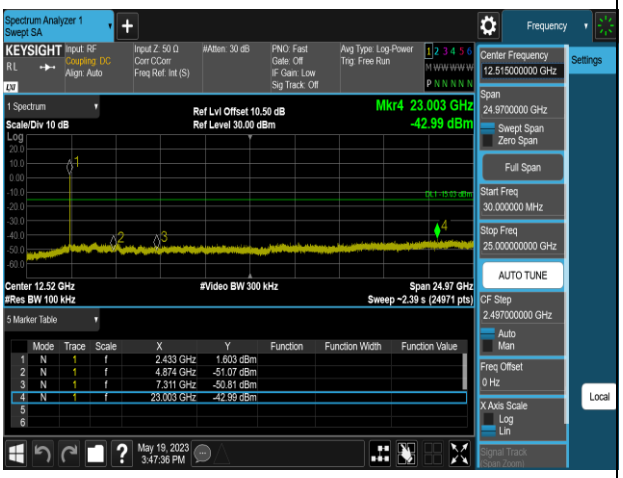

This document cannot be reproduced except in full, without prior written approval of the Company. 本報告未經本公司書面許可，不可部份複製。

IEEE 802.11g mode High CH

Reference Level

Band Edge

Spurious Emission 30MHz-25GHz

This document cannot be reproduced except in full, without prior written approval of the Company. 本報告未經本公司書面許可，不可部份複製。

IEEE 802.11n HT20 mode Low CH

Reference Level

Band Edge

Spurious Emission 30MHz-25GHz

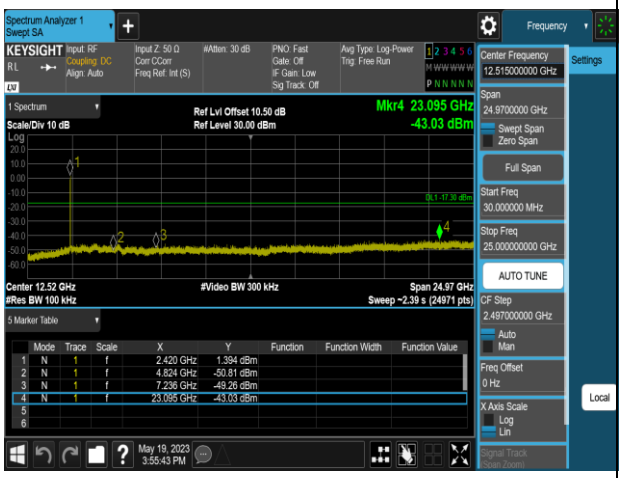

This document cannot be reproduced except in full, without prior written approval of the Company. 本報告未經本公司書面許可，不可部份複製。

IEEE 802.11n HT20 mode Mid CH	
Reference Level	**Spurious Emission 30MHz-25GHz**
	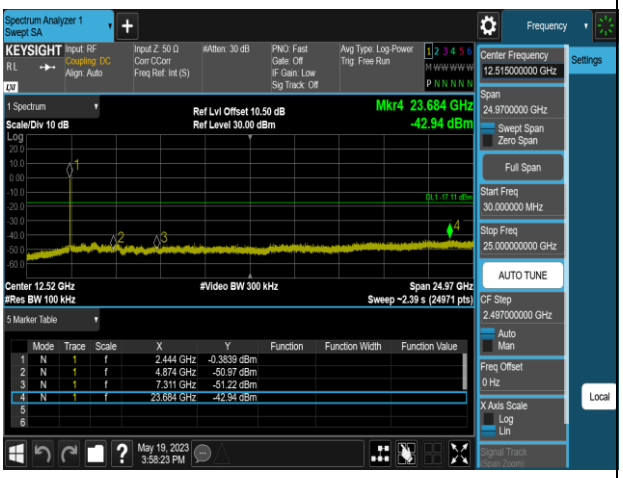

This document cannot be reproduced except in full, without prior written approval of the Company. 本報告未經本公司書面許可，不可部份複製。

IEEE 802.11n HT20 mode High CH

Reference Level

Band Edge

Spurious Emission 30MHz-25GHz

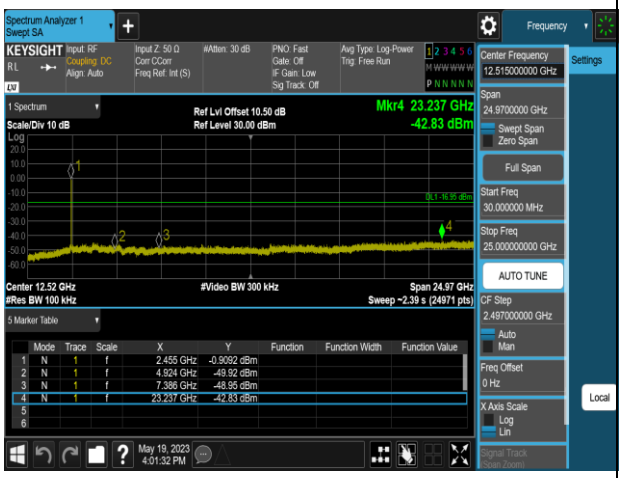

This document cannot be reproduced except in full, without prior written approval of the Company. 本報告未經本公司書面許可，不可部份複製。

IEEE 802.11n HT40 mode Low CH

Reference Level

Band Edge

Spurious Emission 30MHz-25GHz

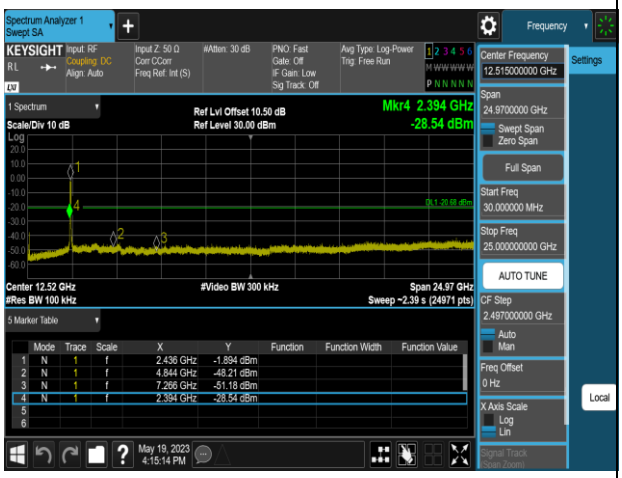

This document cannot be reproduced except in full, without prior written approval of the Company. 本報告未經本公司書面許可，不可部份複製。

IEEE 802.11n HT40 mode Mid CH	
Reference Level	**Spurious Emission 30MHz-25GHz**
	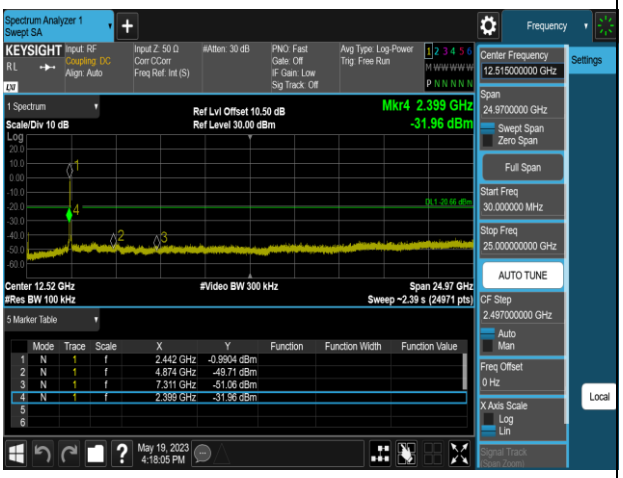

This document cannot be reproduced except in full, without prior written approval of the Company. 本報告未經本公司書面許可，不可部份複製。

IEEE 802.11n HT40 mode High CH

Reference Level

Band Edge

Spurious Emission 30MHz-25GHz

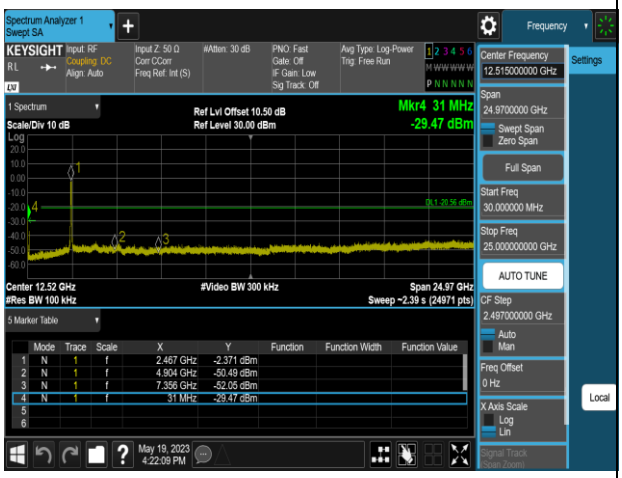

This document cannot be reproduced except in full, without prior written approval of the Company. 本報告未經本公司書面許可，不可部份複製。

4.6 RADIATION BANDEDGE AND SPURIOUS EMISSION

4.6.1 Test Limit

FCC according to §15.247(d), §15.209 and §15.205,

IC according to RSS-247 section 5.5, RSS-Gen, Section 8.9 and 8.10

In any 100 kHz bandwidth outside the authorized frequency band, all harmonic and spurious must be least 20 dB below the highest emission level with the authorized frequency band. Radiation emission which fall in the restricted bands must also follow the FCC section 15.209 as below limit in table.

Below 30 MHz

Frequency	Field Strength (microvolts/m)	Magnetic H-Field (microamperes/m)	Measurement Distance (metres)
9-490 kHz	2,400/F (F in kHz)	2,400/F (F in kHz)	300
490-1,705 kHz	24,000/F (F in kHz)	24,000/F (F in kHz)	30
1.705-30 MHz	30	N/A	30

Above 30 MHz

Frequency	Field Strength (microvolts/m)	Measurement Distance (metres)
30-88	100	3
88-216	150	3
216-960	200	3
Above 960	500	3

This document cannot be reproduced except in full, without prior written approval of the Company. 本報告未經本公司書面許可，不可部份複製。

RSS-Gen Table 3 and Table 5 – General Field Strength Limits for Transmitters and Receivers at Frequencies Above 30 MHz (Note)

Frequency (MHz)	Field Strength microvolts/m at 3 metres (watts, e.i.r.p.)	
	Transmitters	Receivers
30-88	100 (3 nW)	100 (3 nW)
88-216	150 (6.8 nW)	150 (6.8 nW)
216-960	200 (12 nW)	200 (12 nW)
Above 960	500 (75 nW)	500 (75 nW)

Note: Measurements for compliance with the limits in table 3 may be performed at distances other than 3 metres, in accordance with Section 6.6.

RSS-Gen Table 6: General Field Strength Limits for Transmitters at Frequencies Below 30 MHz (Transmit)

Frequency	Magnetic field strength (H-Field) (µA/m)	Measurement Distance (m)
9-490 kHz Note	6.37/F (F in kHz)	300
490-1,705 kHz	63.7/F (F in kHz)	30
1.705-30 MHz	0.08	30

Note: The emission limits for the ranges 9-90 kHz and 110-490 kHz are based on measurements employing a linear average detector.

This document cannot be reproduced except in full, without prior written approval of the Company. 本報告未經本公司書面許可，不可部份複製。

4.6.2 Test Procedure

Test method Refer as ANSI C63.10:2013.

1. The EUT is placed on a turntable, Above 1 GHz is 1.5m and below 1 GHz is 0.8m above ground plane. The EUT Configured un accordance with ANSI C63.10: 2013, and the EUT set in a continuous mode.

2. The turntable shall be rotated for 360 degrees to determine the position of maximum emission level. And EUT is set 3m away from the receiving antenna, which is scanned from 1m to 4m above the ground plane to find out the highest emissions. Measurement are made polarized in both the vertical and the horizontal positions with antenna.

3. Span shall wide enough to full capture the emission measured. The SA from 9kHz to 26.5GHz set to the low, Mid and High channels with the EUT transmit.

Note: No emission found between lowest internal used/generated frequency to 30MHz (9KHz~30MHz)

Remark:

Although these tests were performed other than open area test site, adequate comparison measurements were confirmed against 30 m open are test site. Therefore sufficient tests were made to demonstrate that the alternative site produces results that correlate with the ones of tests made in an open field based on KDB 414788.

4. The SA setting following：

(1) Below 1G：RBW = 100kHz, VBW ≥ 3 RBW, Sweep = Auto, Detector = Peak, Trace = Max hold.

(2) Above 1G：

(2.1) For Peak measurement：RBW = 1MHz, VBW ≥ 3 RBW, Sweep = Auto, Detector = Peak, Trace = Max hold.

(2.2) For Average measurement：RBW = 1MHz, VBW

˙If Duty Cycle ≥ 98%, VBW=10Hz.

˙If Duty Cycle < 98%, VBW=1/T.

5. Data result：

Actual FS=Spectrum Reading Level + Factor

Margin=Actual FS- Limit

This document cannot be reproduced except in full, without prior written approval of the Company. 本報告未經本公司書面許可，不可部份複製。

4.6.3 Test Setup

9kHz ~ 30MHz

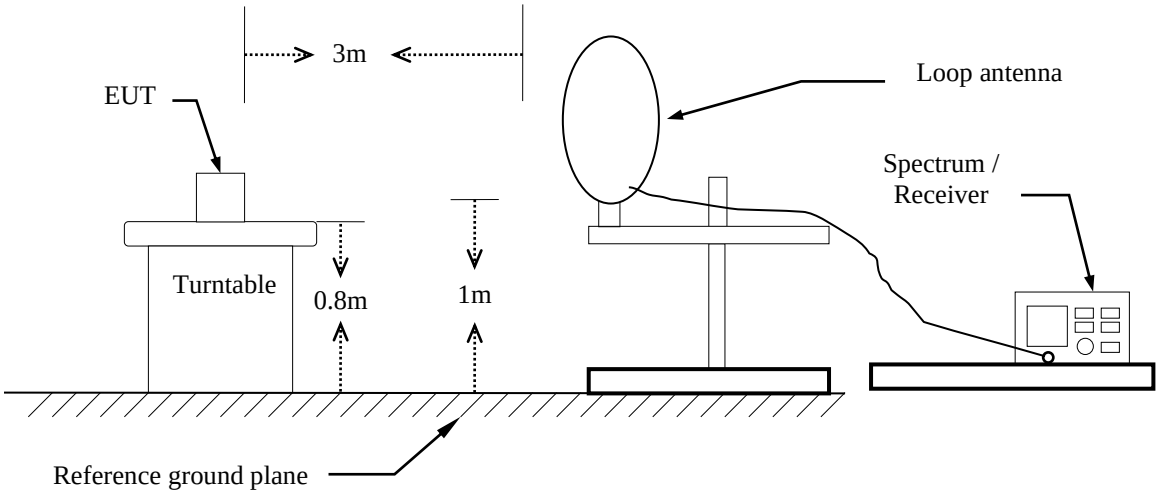

30MHz ~ 1GHz

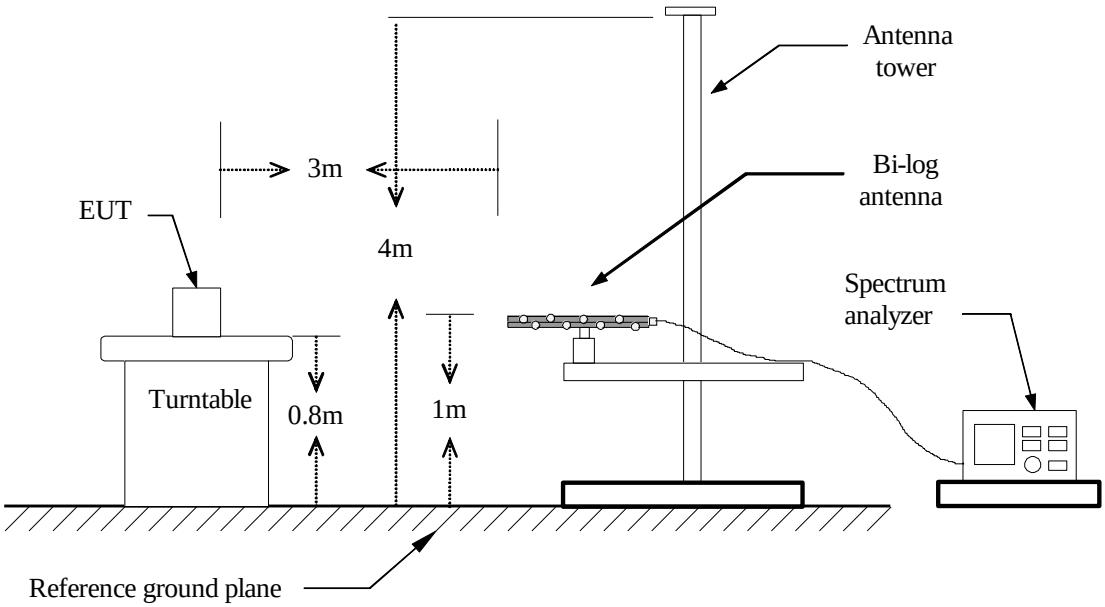

This document cannot be reproduced except in full, without prior written approval of the Company. 本報告未經本公司書面許可，不可部份複製。

Above 1 GHz

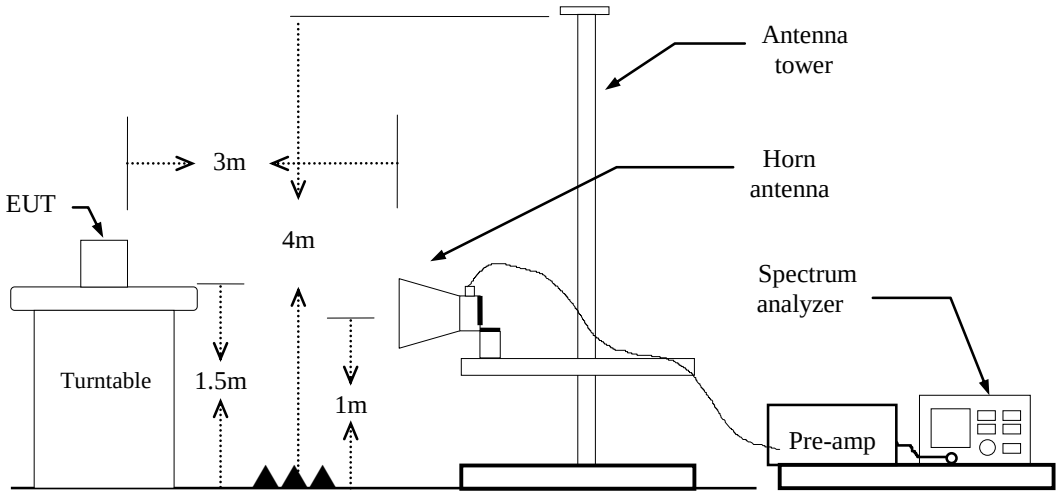

This document cannot be reproduced except in full, without prior written approval of the Company. 本報告未經本公司書面許可，不可部份複製。

4.6.4 Test Result

Band Edge Test Data
Test Mode: Mode 1 (Dipole Antenna)

Test Mode	IEEE 802.11b 2412 MHz	Temp/Hum	24.5(℃)/ 62%RH
Test Item	Band Edge	Test Date	May 31, 2023
Polarize	Vertical	Test Engineer	Czerny Lin
Detector	Peak / Average		

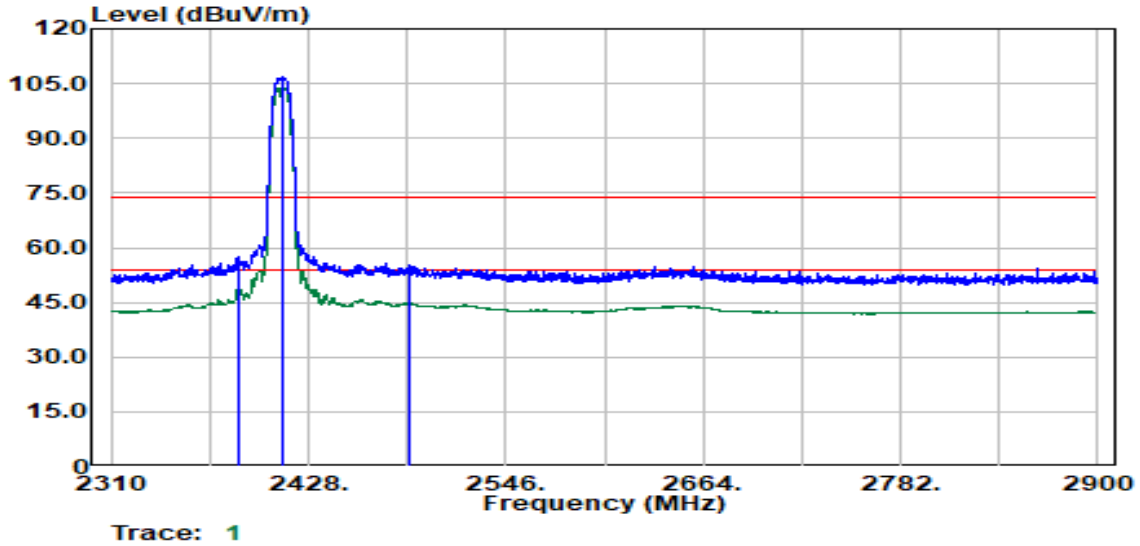

Frequency (MHz)	Detector Mode (PK/QP/AV)	Spectrum Reading Level (dBµV)	Factor (dB)	Actual FS (dBµV/m)	Limit @3m (dBµV/m)	Margin (dB)
2385.78	Peak	52.68	4.80	57.48	74.00	-16.52
2385.78	Average	44.14	4.80	48.94	54.00	-5.06
2412.00	Peak	102.19	4.54	106.72	--	--
2412.00	Average	99.36	4.54	103.90	--	--
2488.33	Peak	50.52	4.56	55.09	74.00	-18.91
2489.08	Average	40.15	4.56	44.71	54.00	-9.29

This document cannot be reproduced except in full, without prior written approval of the Company. 本報告未經本公司書面許可，不可部份複製。

Test Mode	IEEE 802.11b 2412 MHz	Temp/Hum	24.5(℃)/ 62%RH
Test Item	Band Edge	Test Date	May 31, 2023
Polarize	Horizontal	Test Engineer	Czerny Lin
Detector	Peak / Average		

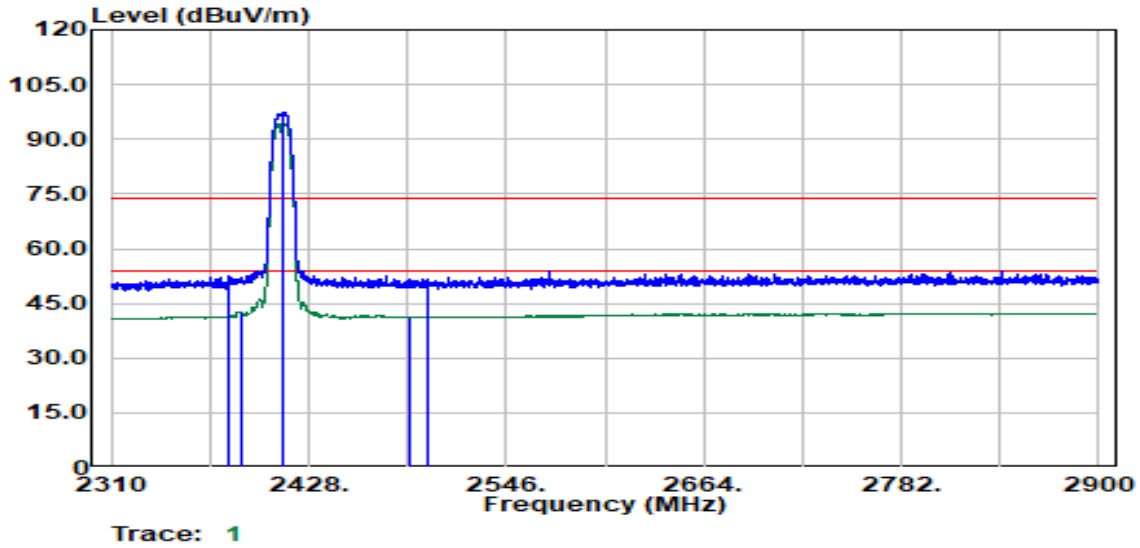

Frequency (MHz)	Detector Mode (PK/QP/AV)	Spectrum Reading Level (dBμV)	Factor (dB)	Actual FS (dBμV/m)	Limit @3m (dBμV/m)	Margin (dB)
2379.78	Peak	47.77	4.80	52.56	74.00	-21.44
2387.28	Average	37.78	4.80	42.58	54.00	-11.42
2412.00	Peak	92.82	4.54	97.36	--	--
2412.00	Average	89.80	4.54	94.34	--	--
2488.58	Average	36.77	4.56	41.33	54.00	-12.67
2498.83	Peak	46.88	4.64	51.51	74.00	-22.49

This document cannot be reproduced except in full, without prior written approval of the Company. 本報告未經本公司書面許可，不可部份複製。

Test Mode	IEEE 802.11b 2437 MHz	Temp/Hum	24.5(℃)/ 62%RH
Test Item	Band Edge	Test Date	May 31, 2023
Polarize	Vertical	Test Engineer	Czerny Lin
Detector	Peak / Average		

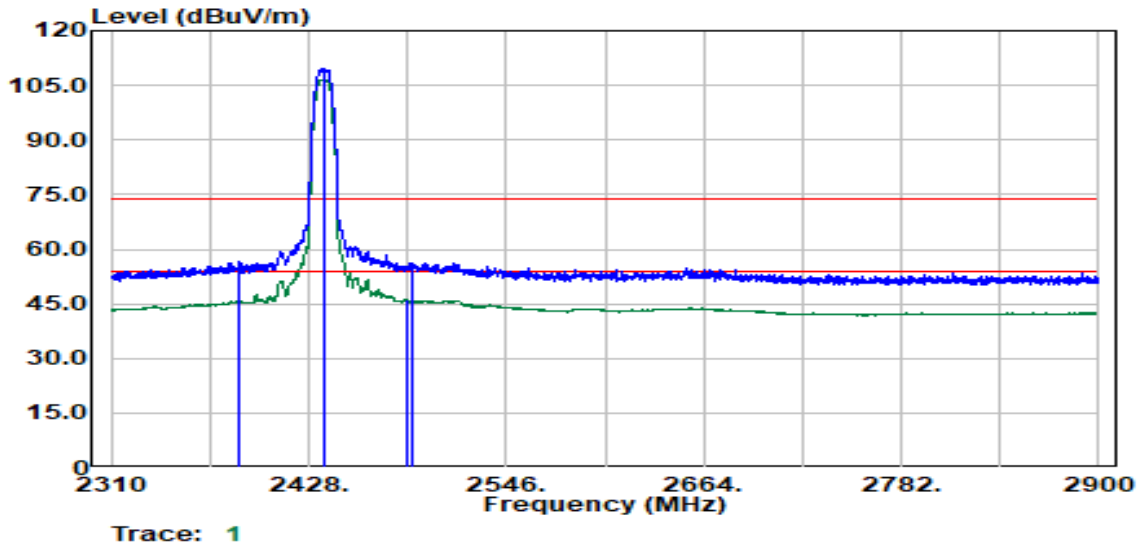

Frequency (MHz)	Detector Mode (PK/QP/AV)	Spectrum Reading Level (dBμV)	Factor (dB)	Actual FS (dBμV/m)	Limit @3m (dBμV/m)	Margin (dB)
2386.03	Peak	51.79	4.80	56.59	74.00	-17.41
2386.53	Average	41.01	4.80	45.82	54.00	-8.18
2437.00	Peak	104.89	4.56	109.45	--	--
2437.00	Average	102.06	4.56	106.62	--	--
2486.08	Average	41.77	4.59	46.35	54.00	-7.65
2490.58	Peak	51.78	4.55	56.33	74.00	-17.67

This document cannot be reproduced except in full, without prior written approval of the Company. 本報告未經本公司書面許可，不可部份複製。

Test Mode	IEEE 802.11b 2437 MHz	Temp/Hum	24.5(℃)/ 62%RH
Test Item	Band Edge	Test Date	May 31, 2023
Polarize	Horizontal	Test Engineer	Czerny Lin
Detector	Peak / Average		

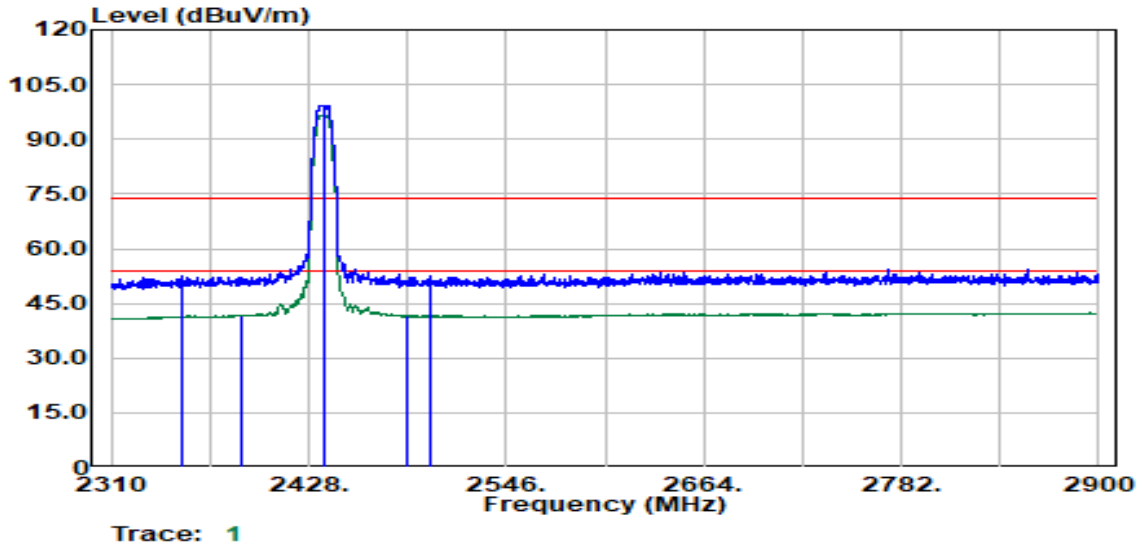

Frequency (MHz)	Detector Mode (PK/QP/AV)	Spectrum Reading Level (dBμV)	Factor (dB)	Actual FS (dBμV/m)	Limit @3m (dBμV/m)	Margin (dB)
2351.77	Peak	47.71	4.86	52.57	74.00	-21.43
2387.78	Average	36.96	4.80	41.76	54.00	-12.24
2437.00	Peak	94.80	4.56	99.36	--	--
2437.00	Average	92.10	4.56	96.66	--	--
2486.33	Average	37.04	4.58	41.62	54.00	-12.38
2500.08	Peak	47.76	4.65	52.41	74.00	-21.59

This document cannot be reproduced except in full, without prior written approval of the Company. 本報告未經本公司書面許可，不可部份複製。

Test Mode	IEEE 802.11b 2462 MHz	Temp/Hum	24.5(℃)/ 62%RH
Test Item	Band Edge	Test Date	May 31, 2023
Polarize	Vertical	Test Engineer	Czerny Lin
Detector	Peak / Average		

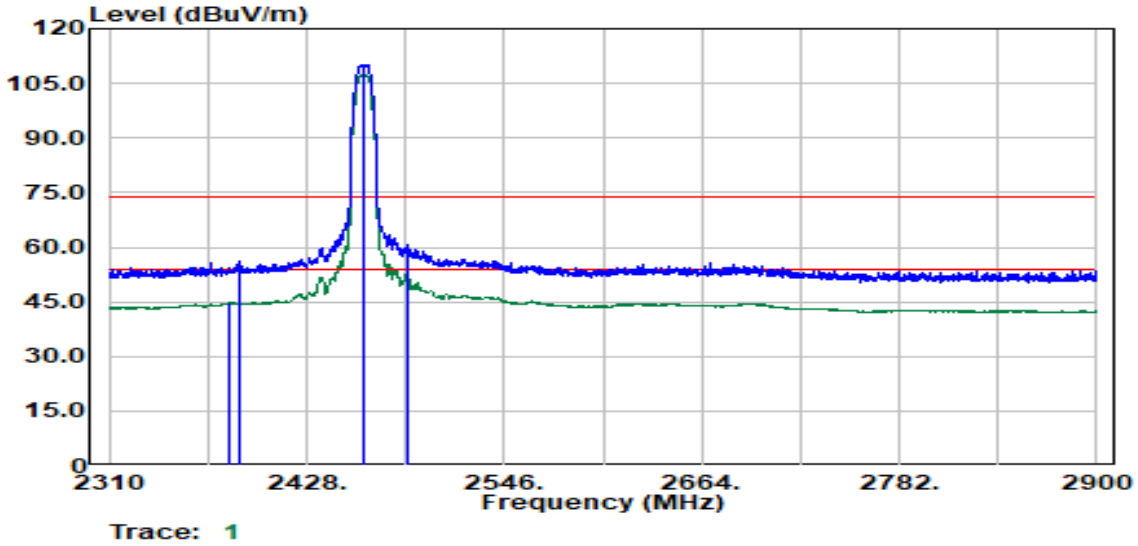

Frequency (MHz)	Detector Mode (PK/QP/AV)	Spectrum Reading Level (dBμV)	Factor (dB)	Actual FS (dBμV/m)	Limit @3m (dBμV/m)	Margin (dB)
2382.28	Average	39.95	4.80	44.75	54.00	-9.25
2388.03	Peak	51.13	4.80	55.93	74.00	-18.07
2462.00	Peak	105.52	4.66	110.18	--	--
2462.00	Average	102.61	4.66	107.27	--	--
2487.83	Average	48.49	4.57	53.06	54.00	-0.94
2488.33	Peak	56.11	4.56	60.67	74.00	-13.33

This document cannot be reproduced except in full, without prior written approval of the Company. 本報告未經本公司書面許可，不可部份複製。

Test Mode	IEEE 802.11b 2462 MHz	Temp/Hum	24.5(℃)/ 62%RH
Test Item	Band Edge	Test Date	May 31, 2023
Polarize	Horizontal	Test Engineer	Czerny Lin
Detector	Peak / Average		

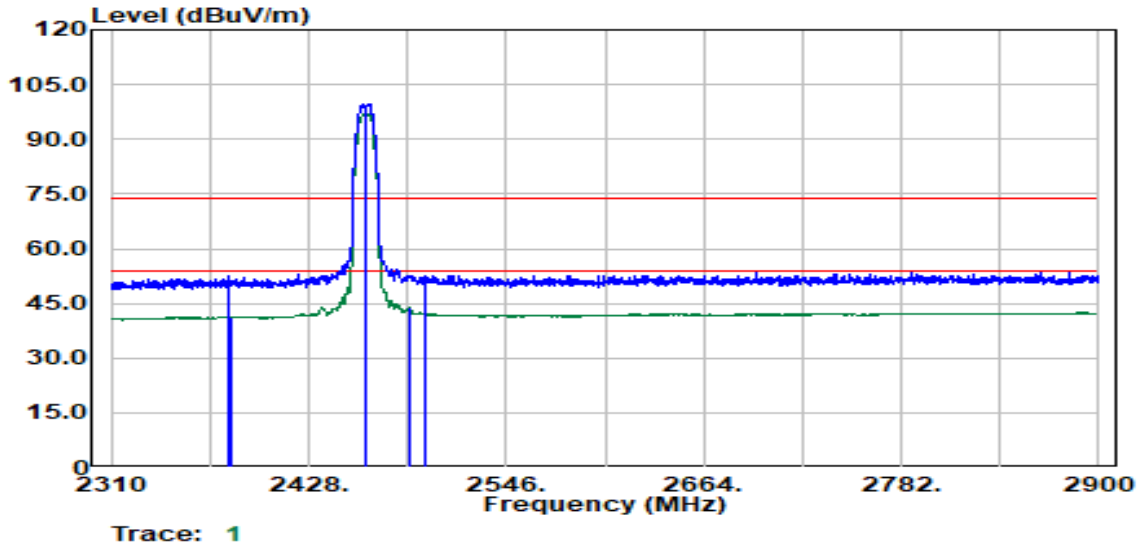

Frequency (MHz)	Detector Mode (PK/QP/AV)	Spectrum Reading Level (dBμV)	Factor (dB)	Actual FS (dBμV/m)	Limit @3m (dBμV/m)	Margin (dB)
2380.53	Peak	47.66	4.80	52.45	74.00	-21.55
2382.03	Average	36.54	4.80	41.34	54.00	-12.66
2462.00	Peak	95.09	4.66	99.75	--	--
2462.00	Average	92.26	4.66	96.93	--	--
2488.08	Average	39.40	4.57	43.96	54.00	-10.04
2498.08	Peak	48.11	4.63	52.74	74.00	-21.26

This document cannot be reproduced except in full, without prior written approval of the Company. 本報告未經本公司書面許可，不可部份複製。

Test Mode	IEEE 802.11g 2412 MHz	Temp/Hum	26.0(℃)/ 59%RH
Test Item	Band Edge	Test Date	June 1, 2023
Polarize	Vertical	Test Engineer	Czerny Lin
Detector	Peak / Average		

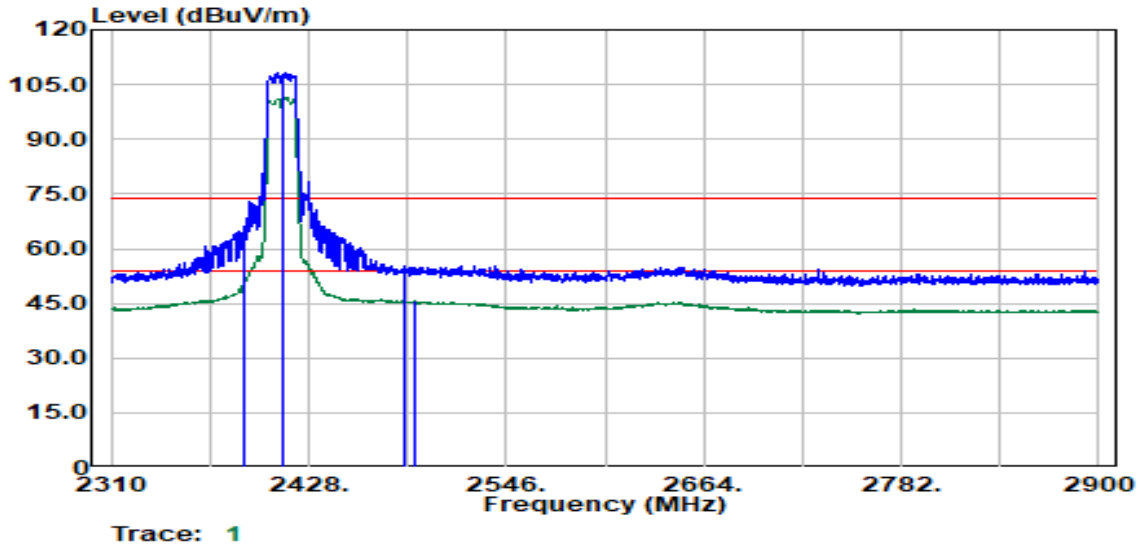

Frequency (MHz)	Detector Mode (PK/QP/AV)	Spectrum Reading Level (dBμV)	Factor (dB)	Actual FS (dBμV/m)	Limit @3m (dBμV/m)	Margin (dB)
2389.78	Average	48.13	4.80	52.94	54.00	-1.06
2390.00	Peak	61.23	4.80	66.03	74.00	-7.97
2412.00	Peak	103.84	4.54	108.38	--	--
2412.00	Average	96.93	4.54	101.47	--	--
2485.57	Peak	50.87	4.59	55.46	74.00	-18.54
2492.08	Average	41.01	4.57	45.58	54.00	-8.42

This document cannot be reproduced except in full, without prior written approval of the Company. 本報告未經本公司書面許可，不可部份複製。

Test Mode	IEEE 802.11g 2412 MHz	Temp/Hum	26.0(℃)/ 59%RH
Test Item	Band Edge	Test Date	June 1, 2023
Polarize	Horizontal	Test Engineer	Czerny Lin
Detector	Peak / Average		

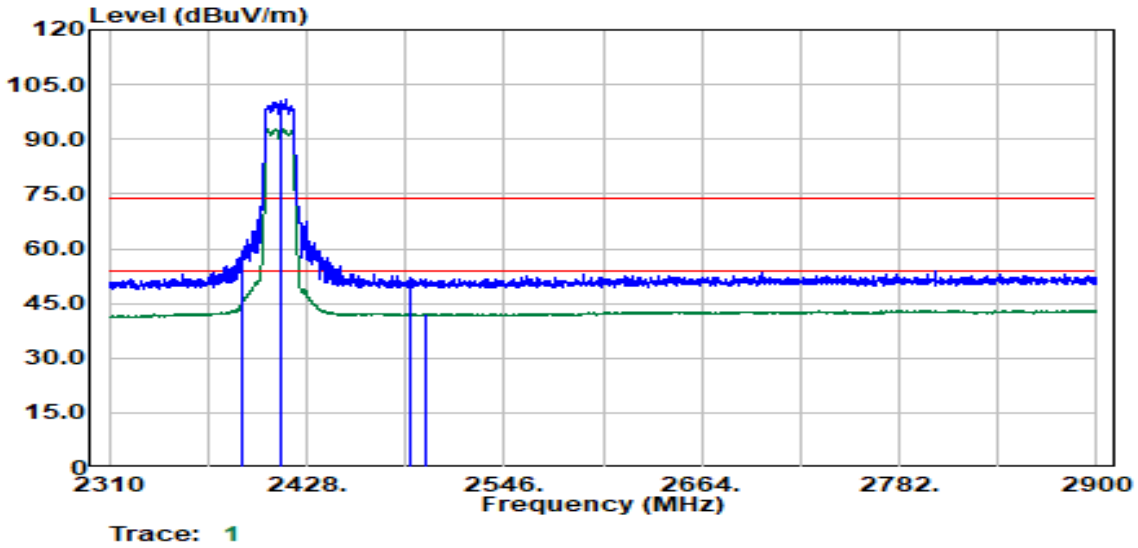

Frequency (MHz)	Detector Mode (PK/QP/AV)	Spectrum Reading Level (dBμV)	Factor (dB)	Actual FS (dBμV/m)	Limit @3m (dBμV/m)	Margin (dB)
2389.53	Peak	54.53	4.80	59.33	74.00	-14.67
2390.00	Average	40.19	4.80	44.99	54.00	-9.01
2412.00	Peak	96.27	4.54	100.81	--	--
2412.00	Average	88.30	4.54	92.83	--	--
2489.58	Peak	47.34	4.55	51.89	74.00	-22.11
2499.33	Average	37.45	4.64	42.09	54.00	-11.91

This document cannot be reproduced except in full, without prior written approval of the Company. 本報告未經本公司書面許可，不可部份複製。

Test Mode	IEEE 802.11g 2462 MHz	Temp/Hum	26.0(℃)/ 59%RH
Test Item	Band Edge	Test Date	June 1, 2023
Polarize	Vertical	Test Engineer	Czerny Lin
Detector	Peak / Average		

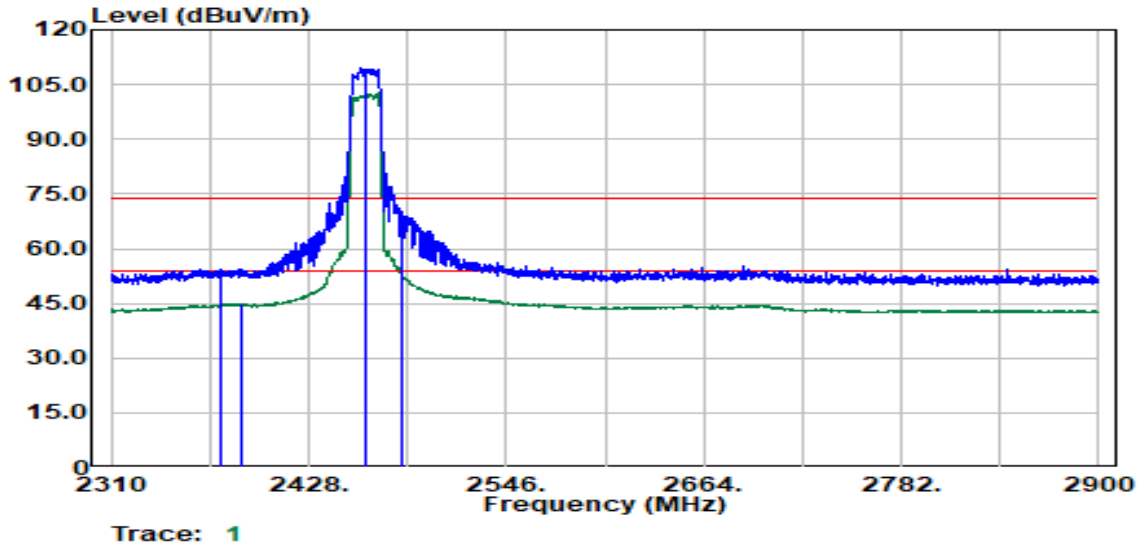

Frequency (MHz)	Detector Mode (PK/QP/AV)	Spectrum Reading Level (dBμV)	Factor (dB)	Actual FS (dBμV/m)	Limit @3m (dBμV/m)	Margin (dB)
2375.28	Peak	49.64	4.75	54.39	74.00	-19.61
2388.03	Average	40.09	4.80	44.90	54.00	-9.10
2462.00	Peak	104.85	4.66	109.51	--	--
2462.00	Average	98.08	4.66	102.75	--	--
2483.57	Peak	64.93	4.61	69.54	74.00	-4.46
2483.57	Average	48.51	4.61	53.12	54.00	-0.88

This document cannot be reproduced except in full, without prior written approval of the Company. 本報告未經本公司書面許可，不可部份複製。

Test Mode	IEEE 802.11g 2462 MHz	Temp/Hum	26.0(℃)/ 59%RH
Test Item	Band Edge	Test Date	June 1, 2023
Polarize	Horizontal	Test Engineer	Czerny Lin
Detector	Peak / Average		

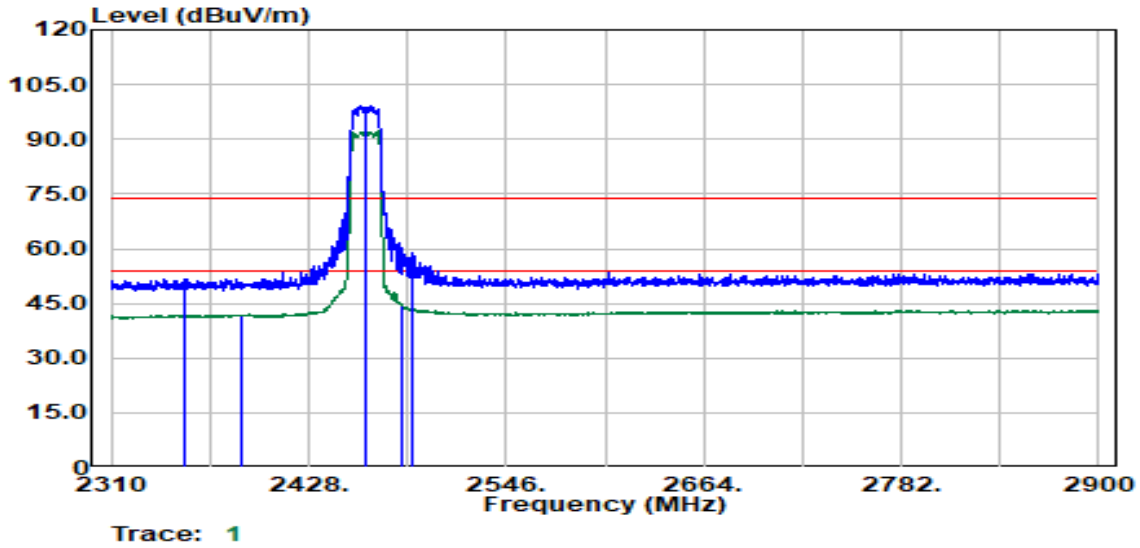

Frequency (MHz)	Detector Mode (PK/QP/AV)	Spectrum Reading Level (dBμV)	Factor (dB)	Actual FS (dBμV/m)	Limit @3m (dBμV/m)	Margin (dB)
2353.52	Peak	46.89	4.85	51.73	74.00	-22.27
2387.78	Average	37.08	4.80	41.88	54.00	-12.12
2462.00	Peak	94.73	4.66	99.39	--	--
2462.00	Average	87.63	4.66	92.29	--	--
2484.32	Average	39.91	4.60	44.51	54.00	-9.49
2490.08	Peak	54.44	4.55	58.99	74.00	-15.01

This document cannot be reproduced except in full, without prior written approval of the Company. 本報告未經本公司書面許可，不可部份複製。

Test Mode	IEEE 802.11n HT20 2412 MHz	Temp/Hum	26.0(℃)/ 59%RH
Test Item	Band Edge	Test Date	June 1, 2023
Polarize	Vertical	Test Engineer	Czerny Lin
Detector	Peak / Average		

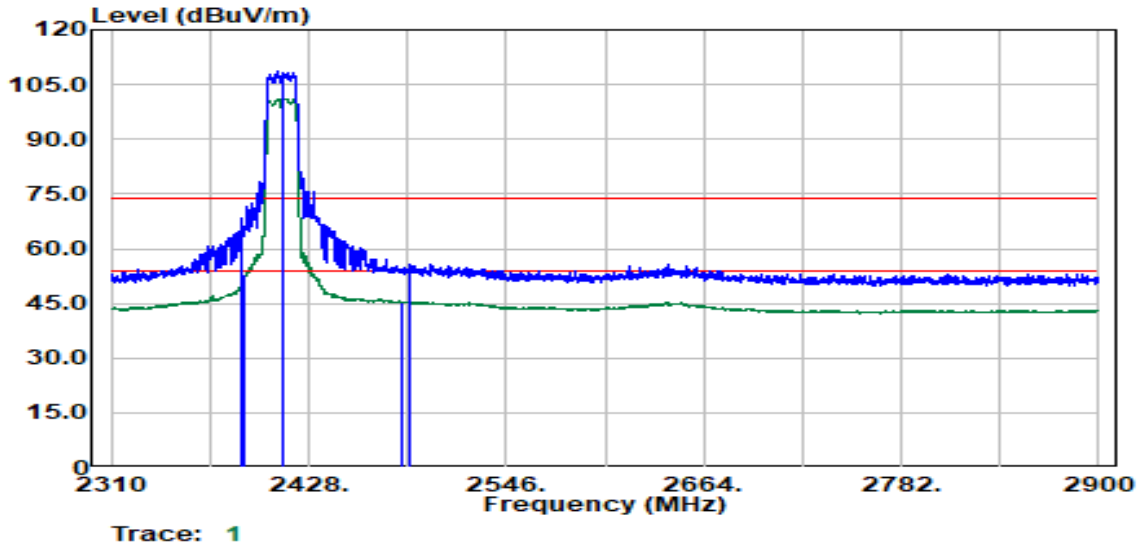

Frequency (MHz)	Detector Mode (PK/QP/AV)	Spectrum Reading Level (dBμV)	Factor (dB)	Actual FS (dBμV/m)	Limit @3m (dBμV/m)	Margin (dB)
2388.28	Peak	63.75	4.80	68.55	74.00	-5.45
2390.00	Average	48.07	4.80	52.88	54.00	-1.12
2412.00	Peak	103.94	4.54	108.48	--	--
2412.00	Average	96.66	4.54	101.19	--	--
2483.57	Average	40.89	4.61	45.50	54.00	-8.50
2489.08	Peak	50.93	4.56	55.48	74.00	-18.52

This document cannot be reproduced except in full, without prior written approval of the Company. 本報告未經本公司書面許可，不可部份複製。

Test Mode	IEEE 802.11n HT20 2412 MHz	Temp/Hum	26.0(℃)/ 59%RH
Test Item	Band Edge	Test Date	June 1, 2023
Polarize	Horizontal	Test Engineer	Czerny Lin
Detector	Peak / Average		

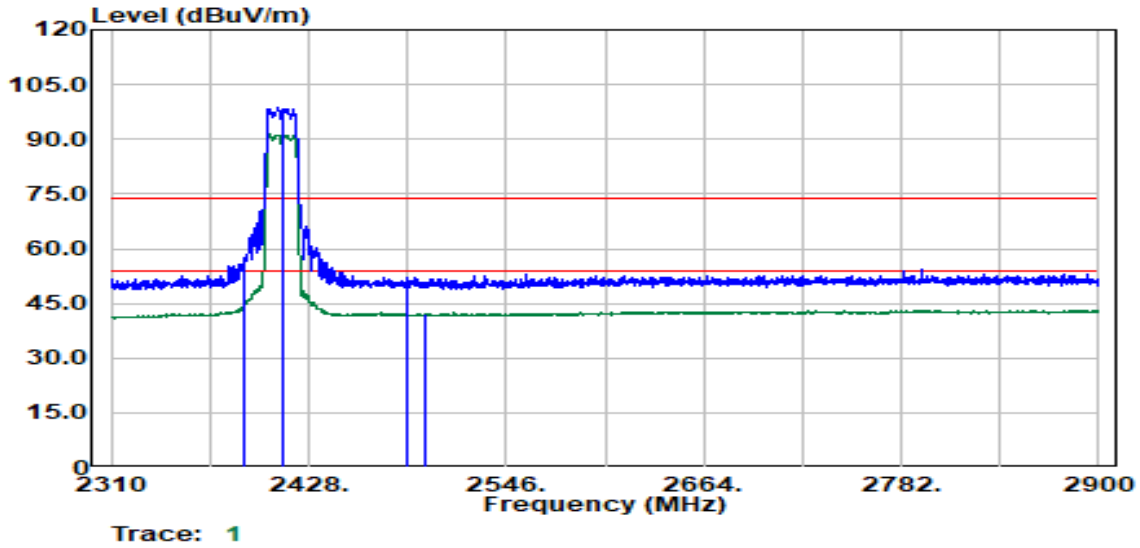

Frequency (MHz)	Detector Mode (PK/QP/AV)	Spectrum Reading Level (dBμV)	Factor (dB)	Actual FS (dBμV/m)	Limit @3m (dBμV/m)	Margin (dB)
2389.03	Peak	52.82	4.80	57.63	74.00	-16.37
2389.78	Average	40.04	4.80	44.84	54.00	-9.16
2412.00	Peak	94.18	4.54	98.71	--	--
2412.00	Average	86.96	4.54	91.50	--	--
2486.58	Peak	47.33	4.58	51.92	74.00	-22.08
2498.08	Average	37.53	4.63	42.16	54.00	-11.84

This document cannot be reproduced except in full, without prior written approval of the Company. 本報告未經本公司書面許可，不可部份複製。

Test Mode	IEEE 802.11n HT20 2462 MHz	Temp/Hum	26.0(℃)/ 59%RH
Test Item	Band Edge	Test Date	June 1, 2023
Polarize	Vertical	Test Engineer	Czerny Lin
Detector	Peak / Average		

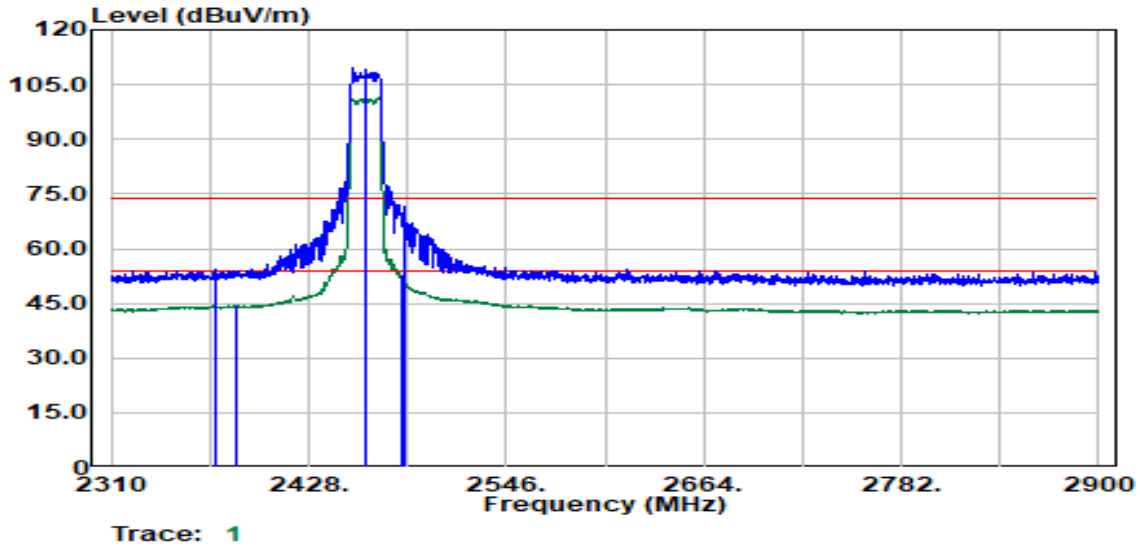

Frequency (MHz)	Detector Mode (PK/QP/AV)	Spectrum Reading Level (dBμV)	Factor (dB)	Actual FS (dBμV/m)	Limit @3m (dBμV/m)	Margin (dB)
2372.03	Peak	49.57	4.71	54.28	74.00	-19.72
2384.28	Average	39.68	4.80	44.49	54.00	-9.51
2462.00	Peak	104.81	4.66	109.48	--	--
2462.00	Average	96.88	4.66	101.54	--	--
2483.82	Average	48.39	4.61	53.00	54.00	-1.00
2484.82	Peak	67.16	4.60	71.76	74.00	-2.24

This document cannot be reproduced except in full, without prior written approval of the Company. 本報告未經本公司書面許可，不可部份複製。

Test Mode	IEEE 802.11n HT20 2462 MHz	Temp/Hum	26.0(℃)/ 59%RH
Test Item	Band Edge	Test Date	June 1, 2023
Polarize	Horizontal	Test Engineer	Czerny Lin
Detector	Peak / Average		

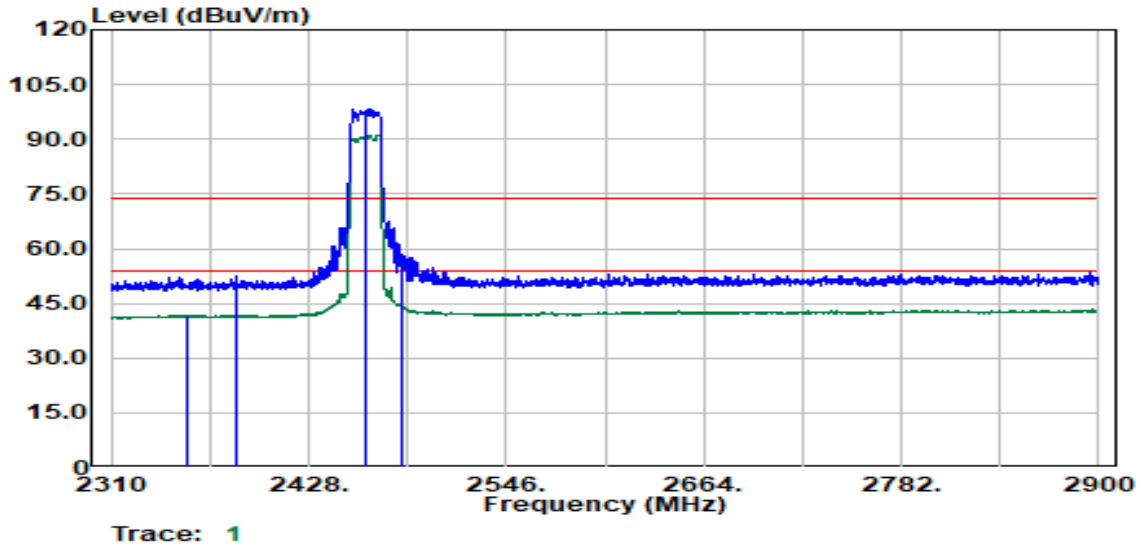

Frequency (MHz)	Detector Mode (PK/QP/AV)	Spectrum Reading Level (dBμV)	Factor (dB)	Actual FS (dBμV/m)	Limit @3m (dBμV/m)	Margin (dB)
2355.27	Average	36.90	4.83	41.73	54.00	-12.27
2384.78	Peak	47.89	4.80	52.69	74.00	-21.31
2462.00	Peak	93.82	4.66	98.49	--	--
2462.00	Average	86.56	4.66	91.22	--	--
2483.57	Average	39.42	4.61	44.03	54.00	-9.97
2484.32	Peak	54.01	4.60	58.62	74.00	-15.38

This document cannot be reproduced except in full, without prior written approval of the Company. 本報告未經本公司書面許可，不可部份複製。

Test Mode	IEEE 802.11n HT40 2422 MHz	Temp/Hum	26.0(℃)/ 59%RH
Test Item	Band Edge	Test Date	June 1, 2023
Polarize	Vertical	Test Engineer	Czerny Lin
Detector	Peak / Average		

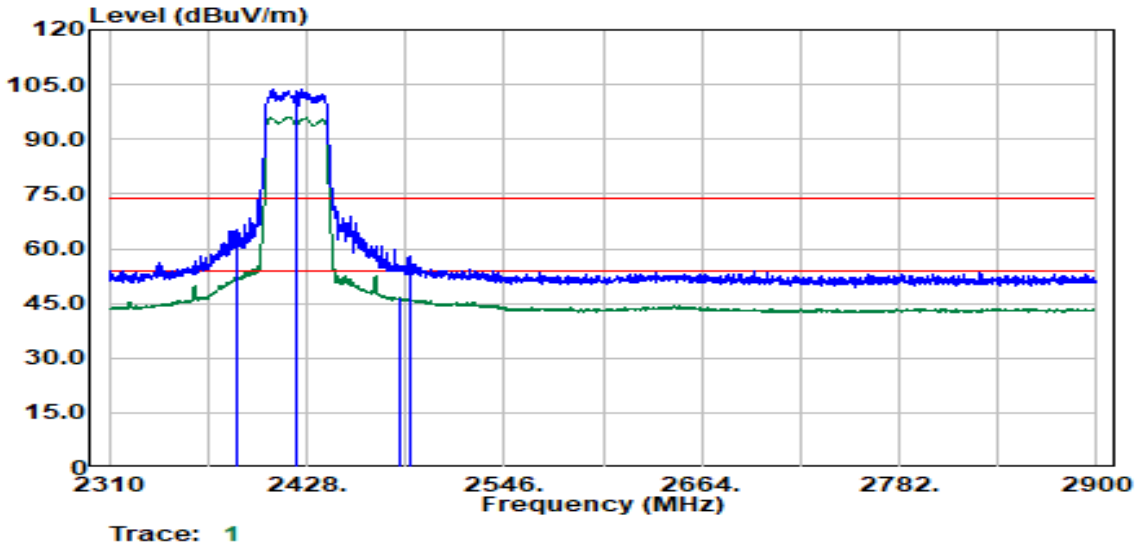

Frequency (MHz)	Detector Mode (PK/QP/AV)	Spectrum Reading Level (dBμV)	Factor (dB)	Actual FS (dBμV/m)	Limit @3m (dBμV/m)	Margin (dB)
2385.53	Average	48.16	4.80	52.96	54.00	-1.04
2386.53	Peak	60.19	4.80	64.99	74.00	-9.01
2422.00	Peak	98.89	4.62	103.51	--	--
2422.00	Average	91.44	4.62	96.06	--	--
2483.57	Average	41.87	4.61	46.48	54.00	-7.52
2489.33	Peak	53.37	4.55	57.93	74.00	-16.07

This document cannot be reproduced except in full, without prior written approval of the Company. 本報告未經本公司書面許可，不可部份複製。

Test Mode	IEEE 802.11n HT40 2422 MHz	Temp/Hum	26.0(℃)/ 59%RH
Test Item	Band Edge	Test Date	June 1, 2023
Polarize	Horizontal	Test Engineer	Czerny Lin
Detector	Peak / Average		

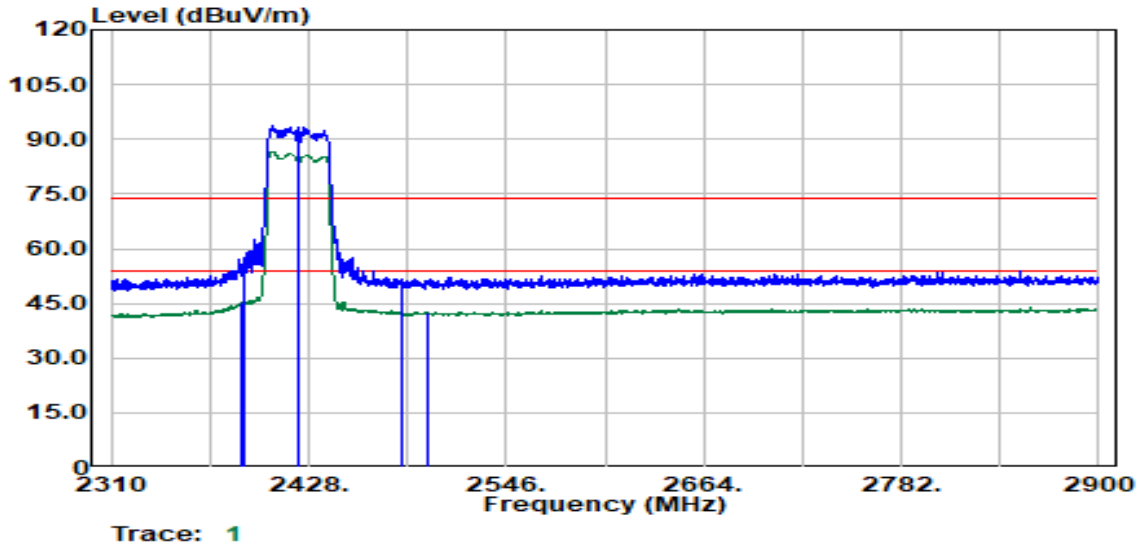

Frequency (MHz)	Detector Mode (PK/QP/AV)	Spectrum Reading Level (dBμV)	Factor (dB)	Actual FS (dBμV/m)	Limit @3m (dBμV/m)	Margin (dB)
2387.28	Average	40.37	4.80	45.17	54.00	-8.83
2390.00	Peak	52.73	4.80	57.53	74.00	-16.47
2422.00	Peak	89.05	4.62	93.68	--	--
2422.00	Average	81.98	4.62	86.60	--	--
2484.32	Peak	47.20	4.60	51.80	74.00	-22.20
2499.08	Average	38.06	4.64	42.70	54.00	-11.30

This document cannot be reproduced except in full, without prior written approval of the Company. 本報告未經本公司書面許可，不可部份複製。

Test Mode	IEEE 802.11n HT40 2452 MHz	Temp/Hum	26.0(℃)/ 59%RH
Test Item	Band Edge	Test Date	June 1, 2023
Polarize	Vertical	Test Engineer	Czerny Lin
Detector	Peak / Average		

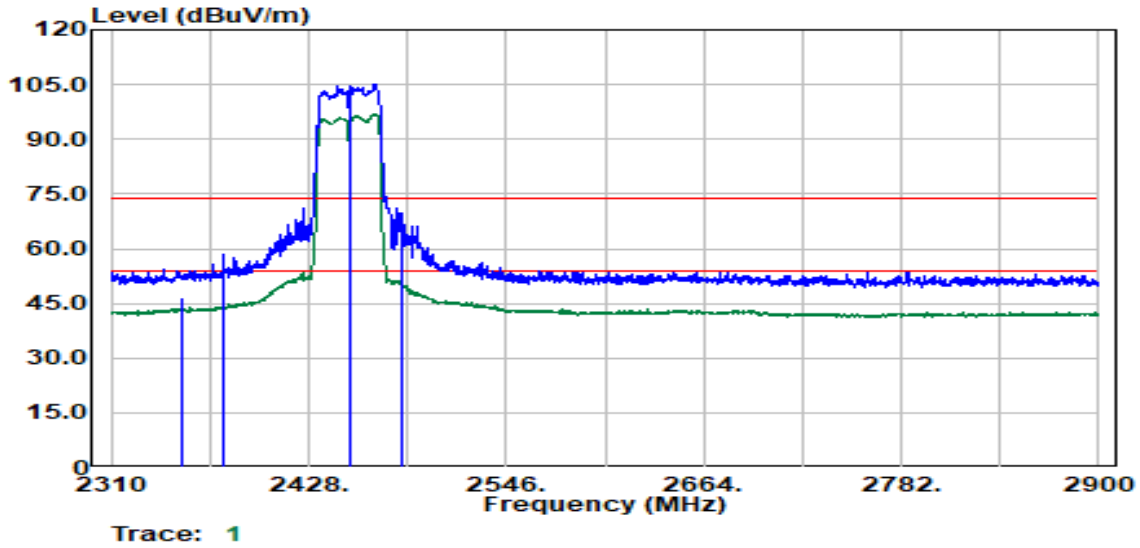

Frequency (MHz)	Detector Mode (PK/QP/AV)	Spectrum Reading Level (dBμV)	Factor (dB)	Actual FS (dBμV/m)	Limit @3m (dBμV/m)	Margin (dB)
2352.52	Average	41.94	4.86	46.80	54.00	-7.20
2376.28	Peak	54.20	4.76	58.96	74.00	-15.04
2452.00	Peak	100.51	4.56	105.07	--	--
2452.00	Average	93.36	4.56	97.92	--	--
2483.82	Average	48.40	4.61	53.01	54.00	-0.99
2484.32	Peak	65.37	4.60	69.97	74.00	-4.03

This document cannot be reproduced except in full, without prior written approval of the Company. 本報告未經本公司書面許可，不可部份複製。

Test Mode	IEEE 802.11n HT40 2452 MHz	Temp/Hum	26.0(℃)/ 59%RH
Test Item	Band Edge	Test Date	June 1, 2023
Polarize	Horizontal	Test Engineer	Czerny Lin
Detector	Peak / Average		

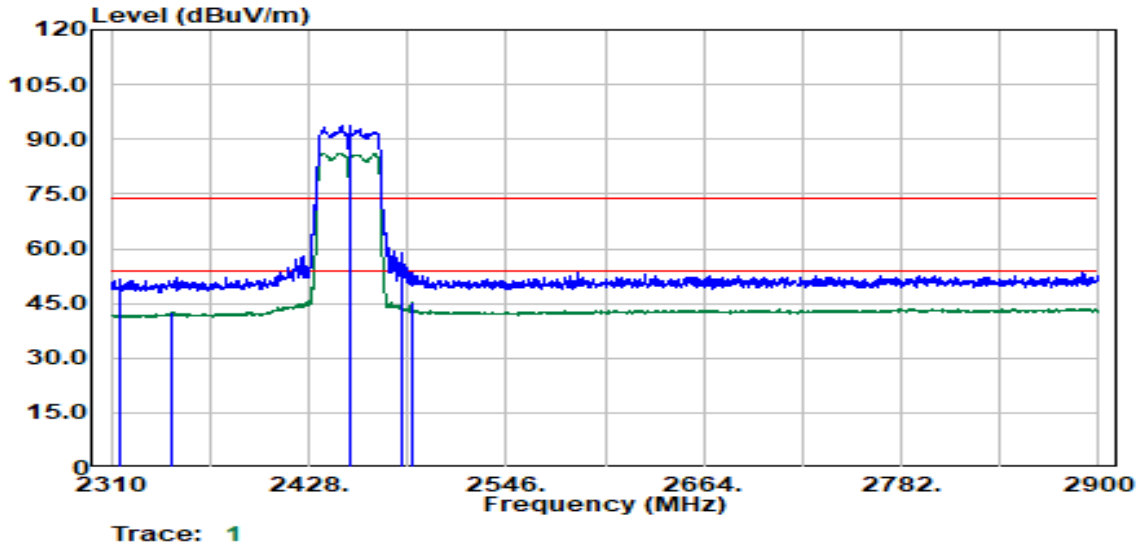

Frequency (MHz)	Detector Mode (PK/QP/AV)	Spectrum Reading Level (dBμV)	Factor (dB)	Actual FS (dBμV/m)	Limit @3m (dBμV/m)	Margin (dB)
2314.50	Peak	47.36	4.71	52.07	74.00	-21.93
2346.02	Average	37.68	4.84	42.52	54.00	-11.48
2452.00	Peak	89.62	4.56	94.18	--	--
2452.00	Average	81.54	4.56	86.10	--	--
2483.57	Peak	54.56	4.61	59.17	74.00	-14.83
2489.33	Average	40.70	4.55	45.25	54.00	-8.75

This document cannot be reproduced except in full, without prior written approval of the Company. 本報告未經本公司書面許可，不可部份複製。

Band Edge Test Data
Test Mode: Mode 2 (PIFA Antenna)

Test Mode	IEEE 802.11b 2412 MHz	Temp/Hum	26.5(℃)/ 60%RH
Test Item	Band Edge	Test Date	June 7, 2023
Polarize	Vertical	Test Engineer	Czerny Lin
Detector	Peak / Average		

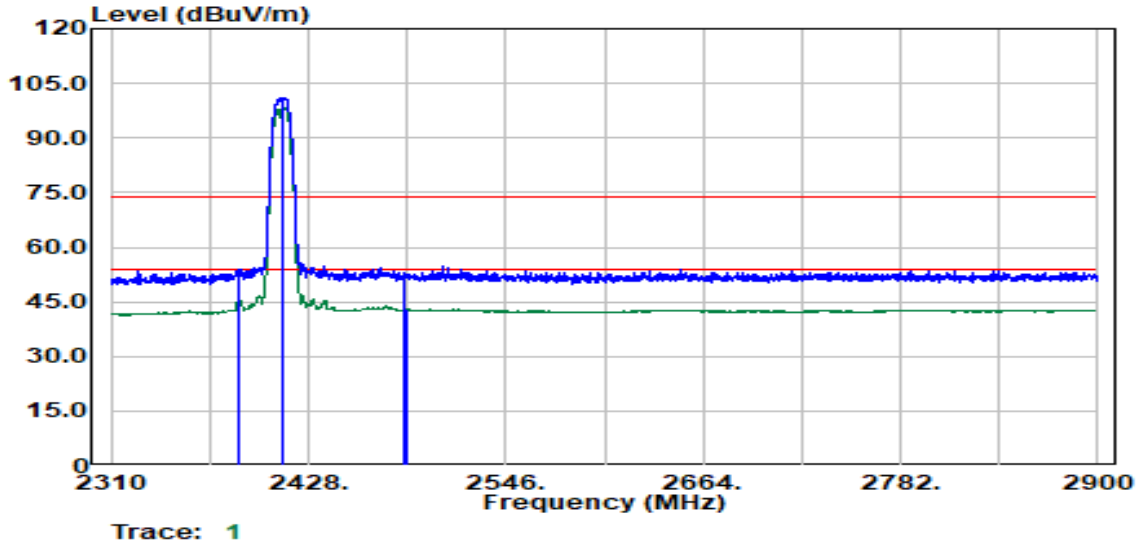

Frequency (MHz)	Detector Mode (PK/QP/AV)	Spectrum Reading Level (dBμV)	Factor (dB)	Actual FS (dBμV/m)	Limit @3m (dBμV/m)	Margin (dB)
2386.03	Peak	49.25	4.80	54.06	74.00	-19.94
2387.03	Average	40.51	4.80	45.32	54.00	-8.68
2412.00	Peak	96.38	4.54	100.92	--	--
2412.00	Average	93.58	4.54	98.11	--	--
2484.57	Peak	48.49	4.60	53.09	74.00	-20.91
2487.08	Average	38.28	4.58	42.85	54.00	-11.15

This document cannot be reproduced except in full, without prior written approval of the Company. 本報告未經本公司書面許可，不可部份複製。

Test Mode	IEEE 802.11b 2412 MHz	Temp/Hum	26.5(℃)/ 60%RH
Test Item	Band Edge	Test Date	June 7, 2023
Polarize	Horizontal	Test Engineer	Czerny Lin
Detector	Peak / Average		

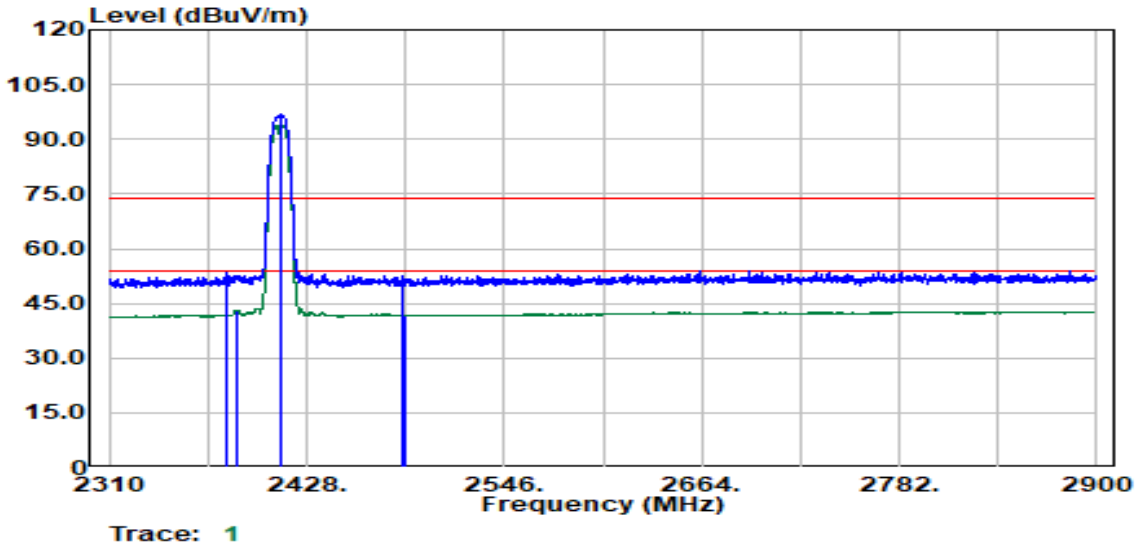

Frequency (MHz)	Detector Mode (PK/QP/AV)	Spectrum Reading Level (dBμV)	Factor (dB)	Actual FS (dBμV/m)	Limit @3m (dBμV/m)	Margin (dB)
2379.53	Peak	48.58	4.79	53.37	74.00	-20.63
2386.53	Average	38.37	4.80	43.17	54.00	-10.83
2412.00	Peak	92.33	4.54	96.87	--	--
2412.00	Average	89.24	4.54	93.78	--	--
2485.82	Peak	47.88	4.59	52.47	74.00	-21.53
2486.58	Average	37.16	4.58	41.74	54.00	-12.26

This document cannot be reproduced except in full, without prior written approval of the Company. 本報告未經本公司書面許可，不可部份複製。

Test Mode	IEEE 802.11b 2437 MHz	Temp/Hum	26.5(℃)/ 60%RH
Test Item	Band Edge	Test Date	June 7, 2023
Polarize	Vertical	Test Engineer	Czerny Lin
Detector	Peak / Average		

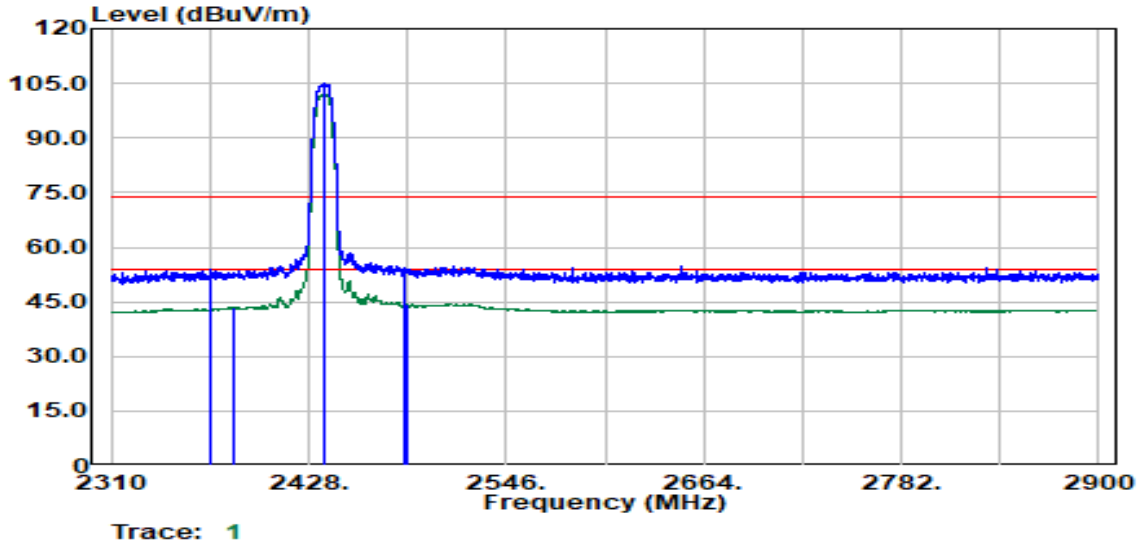

Frequency (MHz)	Detector Mode (PK/QP/AV)	Spectrum Reading Level (dBμV)	Factor (dB)	Actual FS (dBμV/m)	Limit @3m (dBμV/m)	Margin (dB)
2369.28	Peak	49.29	4.70	53.98	74.00	-20.02
2382.78	Average	38.65	4.80	43.45	54.00	-10.55
2437.00	Peak	100.29	4.56	104.85	--	--
2437.00	Average	97.40	4.56	101.96	--	--
2485.82	Peak	49.54	4.59	54.12	74.00	-19.88
2486.08	Average	39.85	4.59	44.43	54.00	-9.57

This document cannot be reproduced except in full, without prior written approval of the Company. 本報告未經本公司書面許可，不可部份複製。

Test Mode	IEEE 802.11b 2437 MHz	Temp/Hum	26.5(℃)/ 60%RH
Test Item	Band Edge	Test Date	June 7, 2023
Polarize	Horizontal	Test Engineer	Czerny Lin
Detector	Peak / Average		

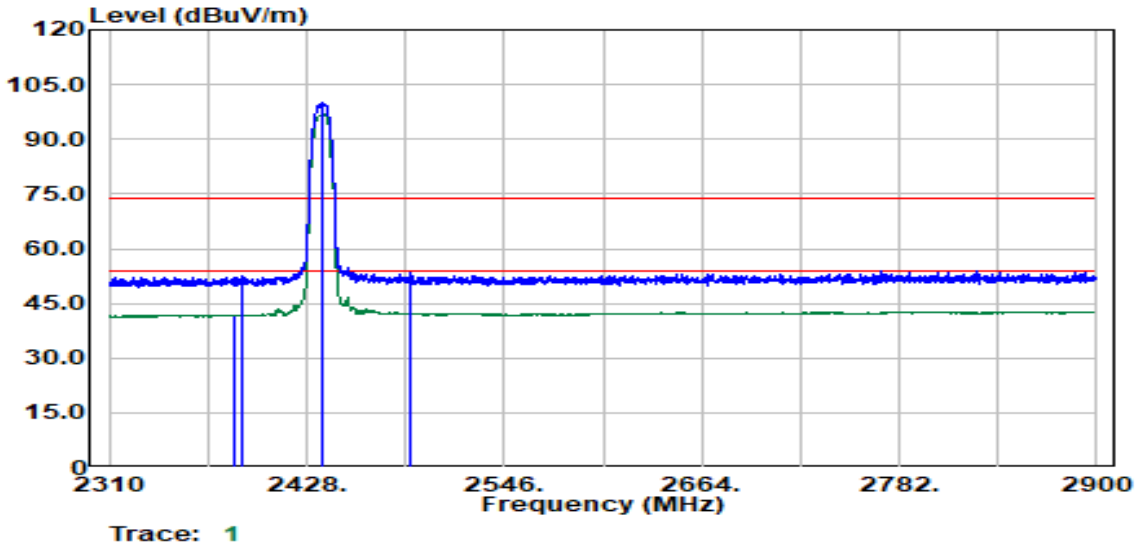

Frequency (MHz)	Detector Mode (PK/QP/AV)	Spectrum Reading Level (dBμV)	Factor (dB)	Actual FS (dBμV/m)	Limit @3m (dBμV/m)	Margin (dB)
2384.53	Average	37.02	4.80	41.82	54.00	-12.18
2390.03	Peak	47.68	4.80	52.48	74.00	-21.52
2437.00	Peak	95.31	4.56	99.87	--	--
2437.00	Average	92.30	4.56	96.86	--	--
2489.83	Peak	48.85	4.55	53.40	74.00	-20.60
2490.08	Average	37.75	4.55	42.30	54.00	-11.70

This document cannot be reproduced except in full, without prior written approval of the Company. 本報告未經本公司書面許可，不可部份複製。

Test Mode	IEEE 802.11b 2462 MHz	Temp/Hum	26.5(℃)/ 60%RH
Test Item	Band Edge	Test Date	June 7, 2023
Polarize	Vertical	Test Engineer	Czerny Lin
Detector	Peak / Average		

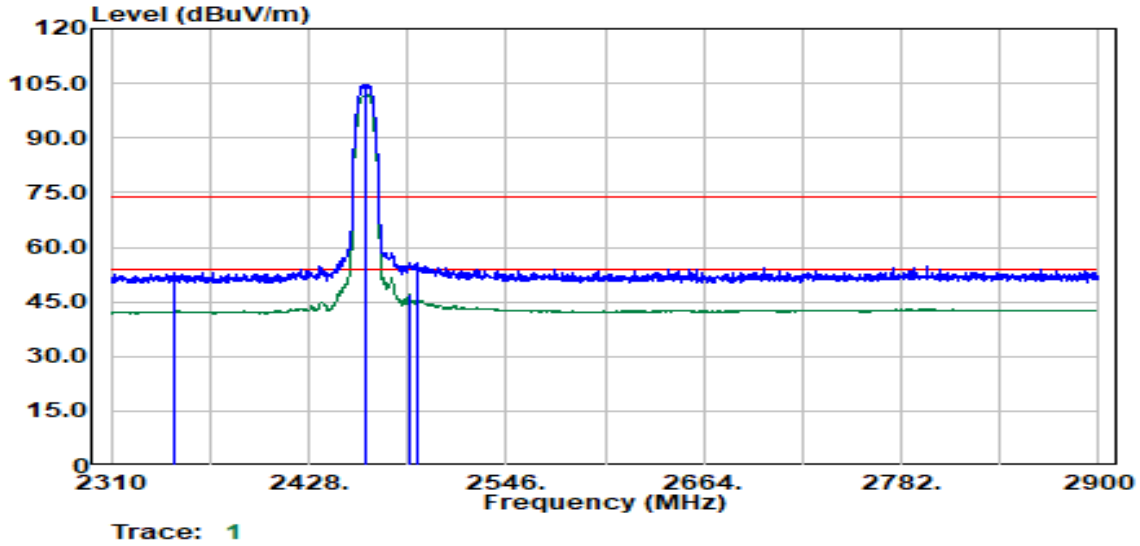

Frequency (MHz)	Detector Mode (PK/QP/AV)	Spectrum Reading Level (dBμV)	Factor (dB)	Actual FS (dBμV/m)	Limit @3m (dBμV/m)	Margin (dB)
2347.27	Average	37.55	4.85	42.40	54.00	-11.60
2347.77	Peak	48.10	4.86	52.96	74.00	-21.04
2462.06	Peak	99.18	4.66	103.84	--	--
2462.06	Average	94.33	4.66	98.99	--	--
2488.33	Average	42.38	4.56	46.94	54.00	-7.06
2492.83	Peak	51.22	4.58	55.80	74.00	-18.20

This document cannot be reproduced except in full, without prior written approval of the Company. 本報告未經本公司書面許可，不可部份複製。

Test Mode	IEEE 802.11b 2462 MHz	Temp/Hum	26.5(℃)/ 60%RH
Test Item	Band Edge	Test Date	June 7, 2023
Polarize	Horizontal	Test Engineer	Czerny Lin
Detector	Peak / Average		

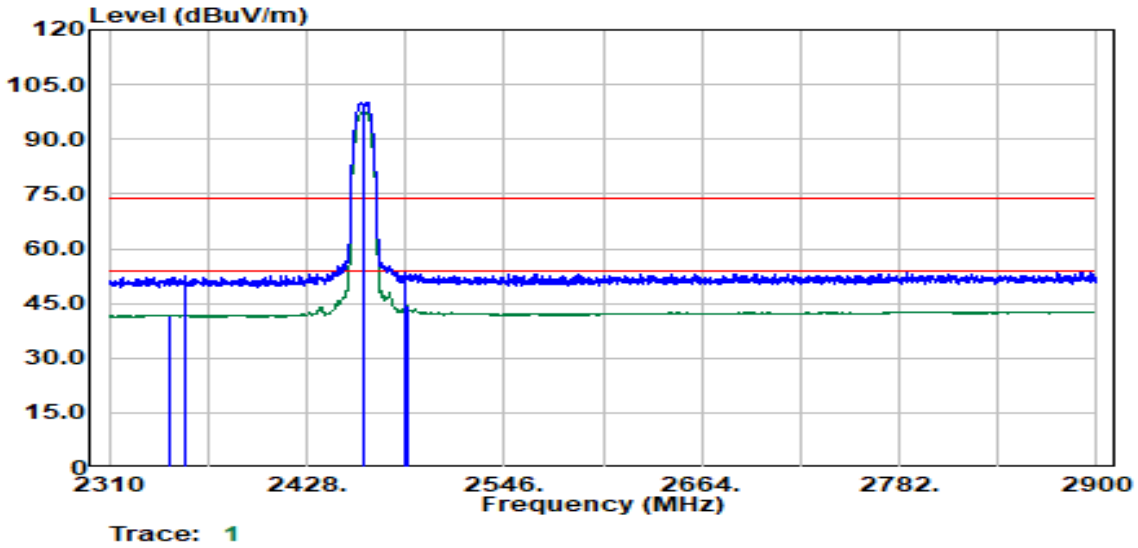

Frequency (MHz)	Detector Mode (PK/QP/AV)	Spectrum Reading Level (dBμV)	Factor (dB)	Actual FS (dBμV/m)	Limit @3m (dBμV/m)	Margin (dB)
2346.52	Average	36.87	4.84	41.71	54.00	-12.29
2355.52	Peak	47.89	4.83	52.72	74.00	-21.28
2462.00	Peak	95.36	4.66	100.02	--	--
2462.00	Average	92.56	4.66	97.22	--	--
2486.33	Peak	48.69	4.58	53.27	74.00	-20.73
2488.33	Average	39.63	4.56	44.19	54.00	-9.81

This document cannot be reproduced except in full, without prior written approval of the Company. 本報告未經本公司書面許可，不可部份複製。

Test Mode	IEEE 802.11g 2412 MHz	Temp/Hum	24.1(℃)/ 61%RH
Test Item	Band Edge	Test Date	June 8, 2023
Polarize	Vertical	Test Engineer	Czerny Lin
Detector	Peak / Average		

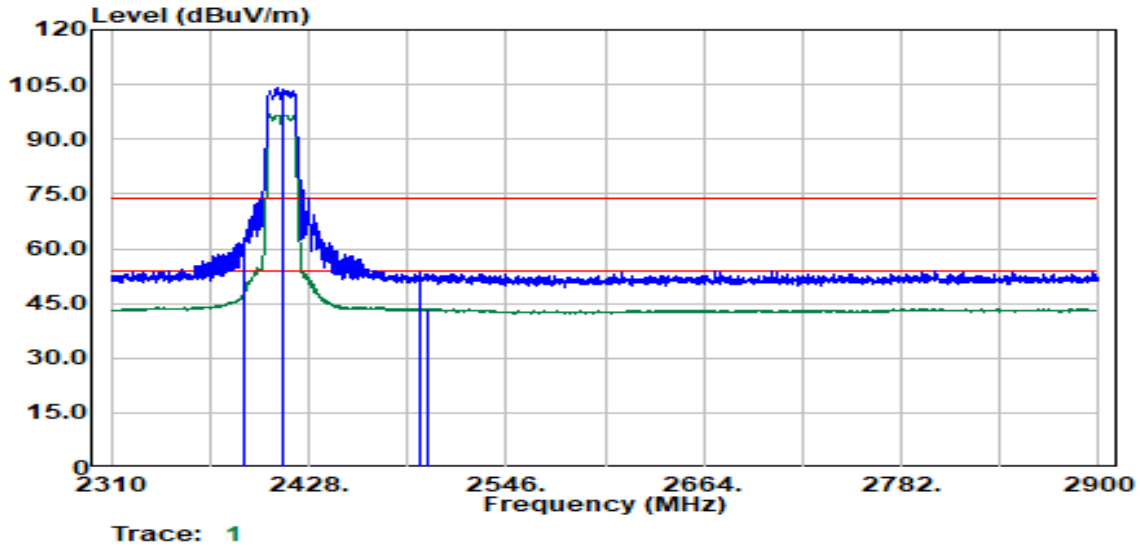

Frequency (MHz)	Detector Mode (PK/QP/AV)	Spectrum Reading Level (dBμV)	Factor (dB)	Actual FS (dBμV/m)	Limit @3m (dBμV/m)	Margin (dB)
2390.03	Peak	57.81	4.80	62.61	74.00	-11.39
2390.03	Average	44.05	4.80	48.86	54.00	-5.14
2412.00	Peak	99.56	4.54	104.10	--	--
2412.00	Average	92.15	4.54	96.69	--	--
2494.83	Peak	49.06	4.60	53.66	74.00	-20.34
2499.83	Average	38.97	4.65	43.61	54.00	-10.39

This document cannot be reproduced except in full, without prior written approval of the Company. 本報告未經本公司書面許可，不可部份複製。

Test Mode	IEEE 802.11g 2412 MHz	Temp/Hum	24.1(℃)/ 61%RH
Test Item	Band Edge	Test Date	June 8, 2023
Polarize	Horizontal	Test Engineer	Czerny Lin
Detector	Peak / Average		

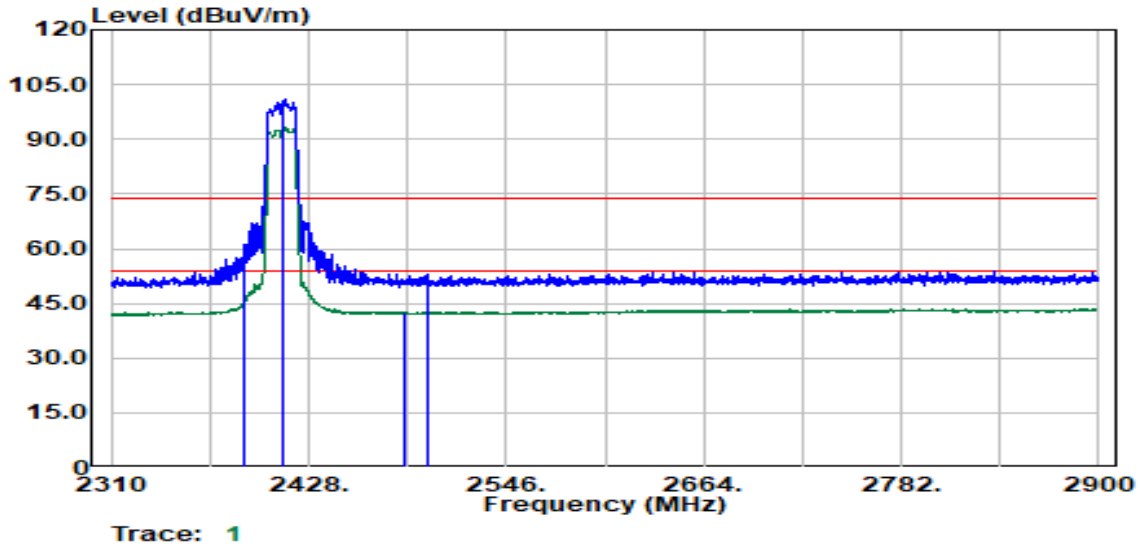

Frequency (MHz)	Detector Mode (PK/QP/AV)	Spectrum Reading Level (dBμV)	Factor (dB)	Actual FS (dBμV/m)	Limit @3m (dBμV/m)	Margin (dB)
2390.03	Peak	56.16	4.80	60.96	74.00	-13.04
2390.03	Average	40.93	4.80	45.74	54.00	-8.26
2412.00	Peak	96.57	4.54	101.10	--	--
2412.00	Average	88.56	4.54	93.10	--	--
2485.57	Average	37.90	4.59	42.49	54.00	-11.51
2498.58	Peak	48.12	4.64	52.76	74.00	-21.24

This document cannot be reproduced except in full, without prior written approval of the Company. 本報告未經本公司書面許可，不可部份複製。

Test Mode	IEEE 802.11g 2462 MHz	Temp/Hum	24.1(℃)/ 61%RH
Test Item	Band Edge	Test Date	June 8, 2023
Polarize	Vertical	Test Engineer	Czerny Lin
Detector	Peak / Average		

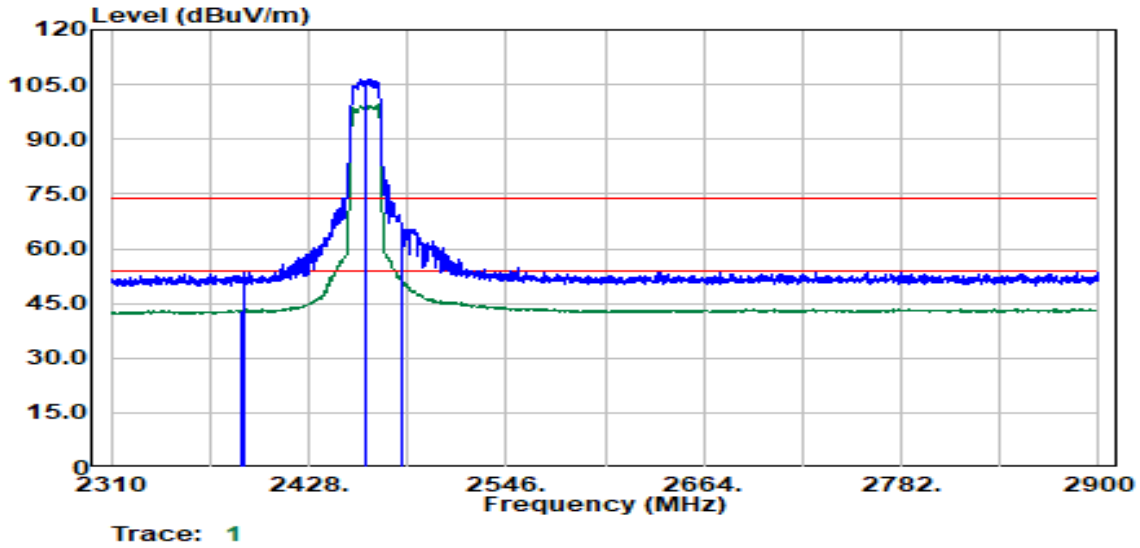

Frequency (MHz)	Detector Mode (PK/QP/AV)	Spectrum Reading Level (dBμV)	Factor (dB)	Actual FS (dBμV/m)	Limit @3m (dBμV/m)	Margin (dB)
2387.78	Average	38.34	4.80	43.14	54.00	-10.86
2389.03	Peak	48.53	4.80	53.34	74.00	-20.66
2462.00	Peak	101.82	4.66	106.49	--	--
2462.00	Average	94.84	4.66	99.51	--	--
2483.57	Peak	62.57	4.61	67.18	74.00	-6.82
2483.57	Average	46.61	4.61	51.22	54.00	-2.78

This document cannot be reproduced except in full, without prior written approval of the Company. 本報告未經本公司書面許可，不可部份複製。

Test Mode	IEEE 802.11g 2462 MHz	Temp/Hum	24.1(℃)/ 61%RH
Test Item	Band Edge	Test Date	June 8, 2023
Polarize	Horizontal	Test Engineer	Czerny Lin
Detector	Peak / Average		

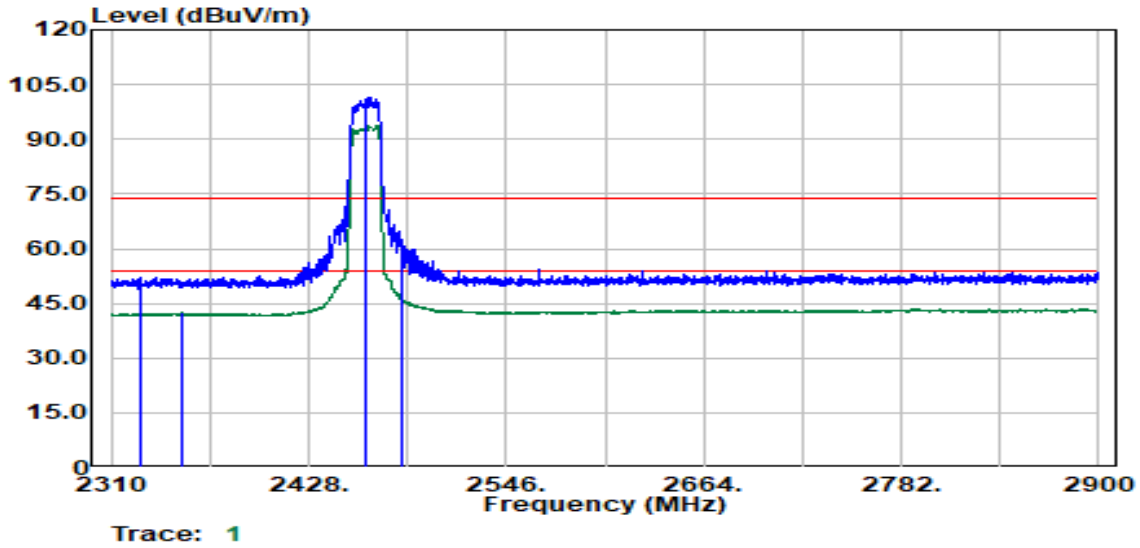

Frequency (MHz)	Detector Mode (PK/QP/AV)	Spectrum Reading Level (dBμV)	Factor (dB)	Actual FS (dBμV/m)	Limit @3m (dBμV/m)	Margin (dB)
2327.76	Peak	47.54	4.66	52.20	74.00	-21.80
2351.77	Average	37.61	4.86	42.47	54.00	-11.53
2462.00	Peak	96.79	4.66	101.46	--	--
2462.00	Average	89.20	4.66	93.86	--	--
2483.57	Peak	56.29	4.61	60.90	74.00	-13.10
2483.82	Average	41.63	4.61	46.24	54.00	-7.76

This document cannot be reproduced except in full, without prior written approval of the Company. 本報告未經本公司書面許可，不可部份複製。

Test Mode	IEEE 802.11n HT20 2412 MHz	Temp/Hum	24.1(℃)/ 61%RH
Test Item	Band Edge	Test Date	June 8, 2023
Polarize	Vertical	Test Engineer	Czerny Lin
Detector	Peak / Average		

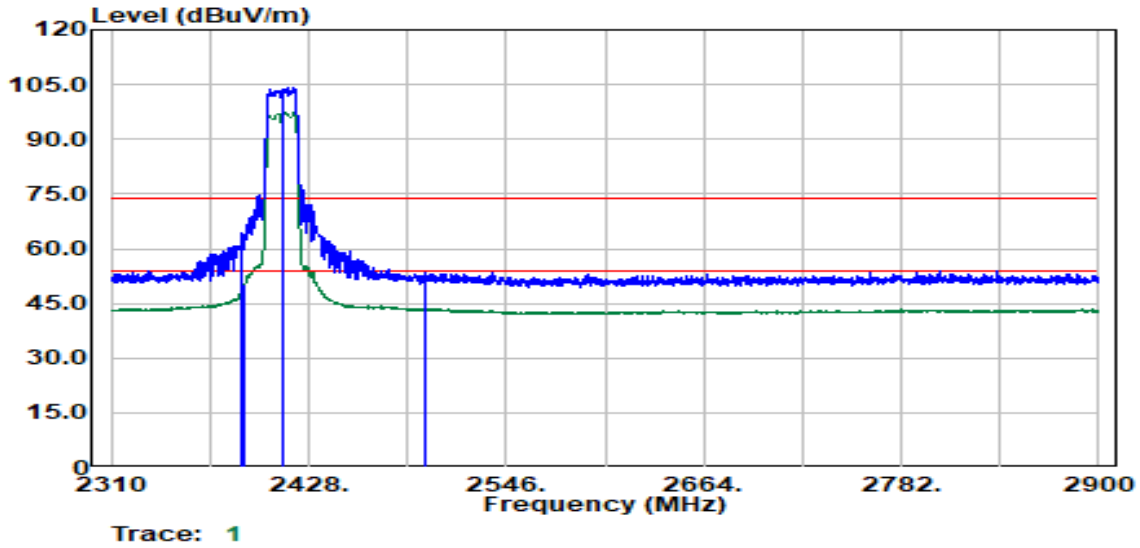

Frequency (MHz)	Detector Mode (PK/QP/AV)	Spectrum Reading Level (dBμV)	Factor (dB)	Actual FS (dBμV/m)	Limit @3m (dBμV/m)	Margin (dB)
2388.28	Peak	59.63	4.80	64.43	74.00	-9.57
2390.03	Average	45.62	4.80	50.43	54.00	-3.57
2412.00	Peak	99.77	4.54	104.31	--	--
2412.00	Average	93.15	4.54	97.69	--	--
2497.08	Average	39.10	4.62	43.72	54.00	-10.28
2498.33	Peak	48.86	4.63	53.49	74.00	-20.51

This document cannot be reproduced except in full, without prior written approval of the Company. 本報告未經本公司書面許可，不可部份複製。

Test Mode	IEEE 802.11n HT20 2412 MHz	Temp/Hum	24.1(℃)/ 61%RH
Test Item	Band Edge	Test Date	June 8, 2023
Polarize	Horizontal	Test Engineer	Czerny Lin
Detector	Peak / Average		

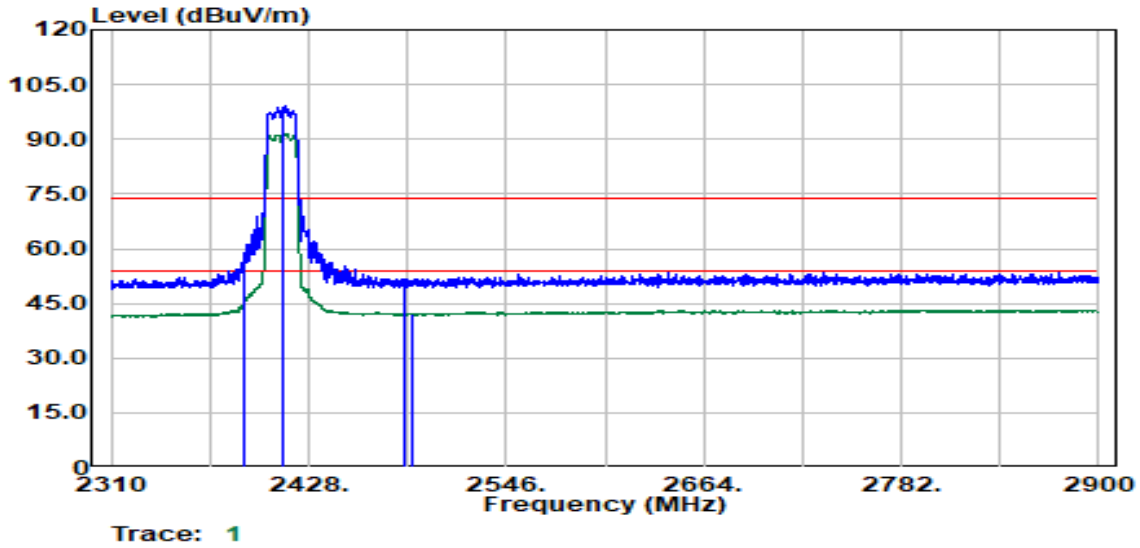

Frequency (MHz)	Detector Mode (PK/QP/AV)	Spectrum Reading Level (dBμV)	Factor (dB)	Actual FS (dBμV/m)	Limit @3m (dBμV/m)	Margin (dB)
2389.53	Peak	52.42	4.80	57.23	74.00	-16.77
2390.03	Average	40.53	4.80	45.33	54.00	-8.67
2412.00	Peak	94.59	4.54	99.13	--	--
2412.00	Average	86.94	4.54	91.48	--	--
2485.32	Peak	47.24	4.59	51.83	74.00	-22.17
2489.33	Average	37.69	4.55	42.24	54.00	-11.76

This document cannot be reproduced except in full, without prior written approval of the Company. 本報告未經本公司書面許可，不可部份複製。

Test Mode	IEEE 802.11n HT20 2462 MHz	Temp/Hum	24.1(℃)/ 61%RH
Test Item	Band Edge	Test Date	June 8, 2023
Polarize	Vertical	Test Engineer	Czerny Lin
Detector	Peak / Average		

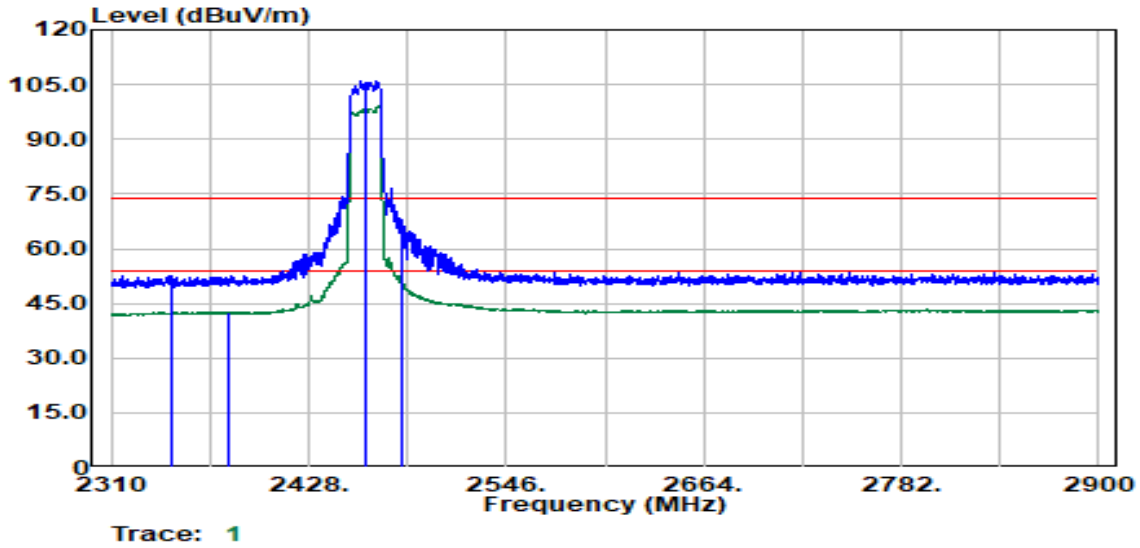

Frequency (MHz)	Detector Mode (PK/QP/AV)	Spectrum Reading Level (dBμV)	Factor (dB)	Actual FS (dBμV/m)	Limit @3m (dBμV/m)	Margin (dB)
2346.77	Peak	47.90	4.85	52.74	74.00	-21.26
2379.78	Average	37.89	4.80	42.68	54.00	-11.32
2462.00	Peak	101.51	4.66	106.18	--	--
2462.00	Average	94.37	4.66	99.04	--	--
2483.57	Peak	61.52	4.61	66.13	74.00	-7.87
2484.32	Average	45.90	4.60	50.50	54.00	-3.50

This document cannot be reproduced except in full, without prior written approval of the Company. 本報告未經本公司書面許可，不可部份複製。

Test Mode	IEEE 802.11n HT20 2462 MHz	Temp/Hum	24.1(℃)/ 61%RH
Test Item	Band Edge	Test Date	June 8, 2023
Polarize	Horizontal	Test Engineer	Czerny Lin
Detector	Peak / Average		

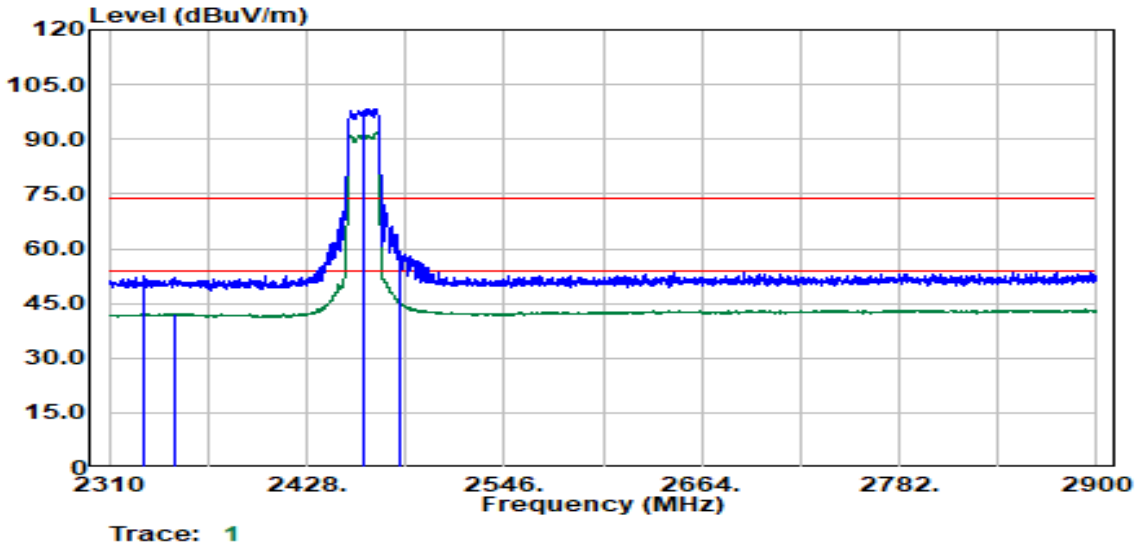

Frequency (MHz)	Detector Mode (PK/QP/AV)	Spectrum Reading Level (dBμV)	Factor (dB)	Actual FS (dBμV/m)	Limit @3m (dBμV/m)	Margin (dB)
2330.76	Peak	47.64	4.67	52.32	74.00	-21.68
2348.52	Average	37.28	4.86	42.14	54.00	-11.86
2462.00	Peak	93.68	4.66	98.34	--	--
2462.00	Average	87.33	4.66	91.99	--	--
2483.82	Peak	54.65	4.61	59.26	74.00	-14.74
2484.07	Average	40.57	4.61	45.18	54.00	-8.82

This document cannot be reproduced except in full, without prior written approval of the Company. 本報告未經本公司書面許可，不可部份複製。

Test Mode	IEEE 802.11n HT40 2422 MHz	Temp/Hum	24.1(℃)/ 61%RH
Test Item	Band Edge	Test Date	June 8, 2023
Polarize	Vertical	Test Engineer	Czerny Lin
Detector	Peak / Average		

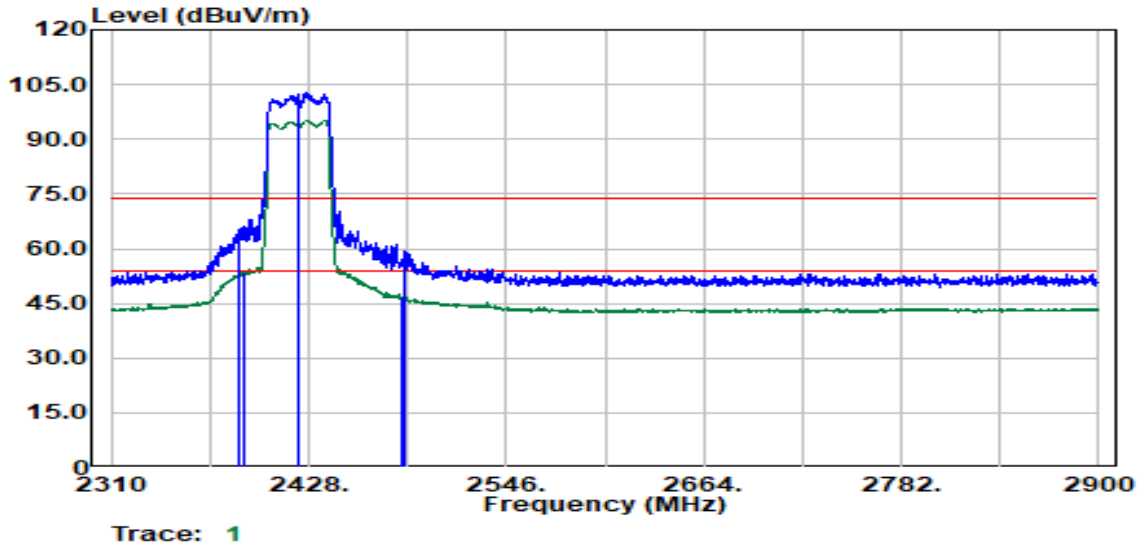

Frequency (MHz)	Detector Mode (PK/QP/AV)	Spectrum Reading Level (dBμV)	Factor (dB)	Actual FS (dBμV/m)	Limit @3m (dBμV/m)	Margin (dB)
2386.78	Peak	60.84	4.80	65.64	74.00	-8.36
2388.78	Average	48.50	4.80	53.31	54.00	-0.69
2422.00	Peak	98.01	4.62	102.63	--	--
2422.00	Average	90.47	4.62	95.09	--	--
2483.82	Average	41.89	4.61	46.50	54.00	-7.50
2485.57	Peak	55.03	4.59	59.63	74.00	-14.37

This document cannot be reproduced except in full, without prior written approval of the Company. 本報告未經本公司書面許可，不可部份複製。

Test Mode	IEEE 802.11n HT40 2422 MHz	Temp/Hum	24.1(℃)/ 61%RH
Test Item	Band Edge	Test Date	June 8, 2023
Polarize	Horizontal	Test Engineer	Czerny Lin
Detector	Peak / Average		

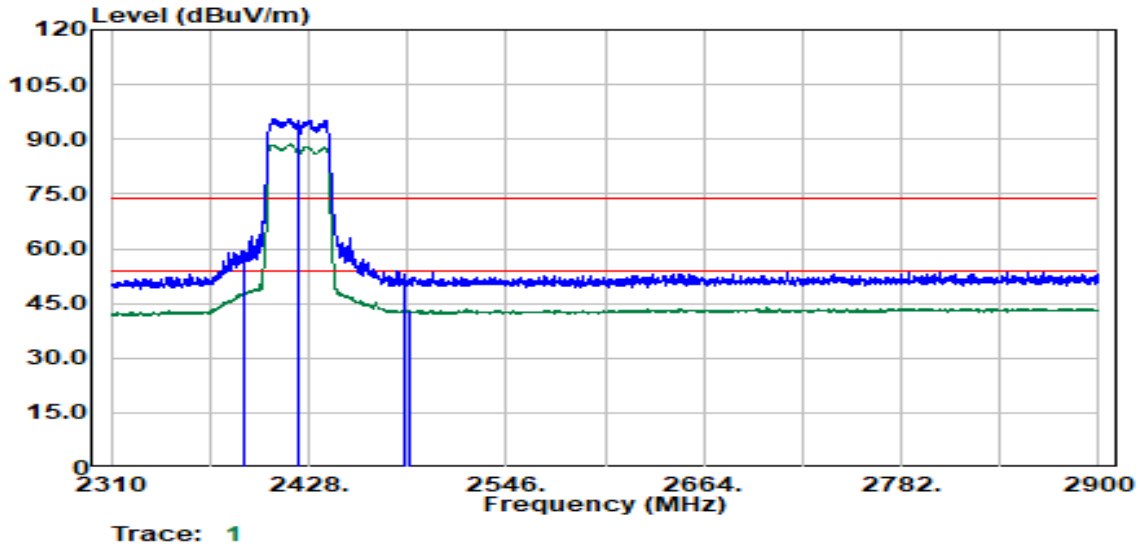

Frequency (MHz)	Detector Mode (PK/QP/AV)	Spectrum Reading Level (dBμV)	Factor (dB)	Actual FS (dBμV/m)	Limit @3m (dBμV/m)	Margin (dB)
2389.28	Peak	54.55	4.80	59.35	74.00	-14.65
2390.03	Average	43.34	4.80	48.14	54.00	-5.86
2422.00	Peak	91.14	4.62	95.77	--	--
2422.00	Average	83.91	4.62	88.54	--	--
2485.82	Peak	48.27	4.59	52.86	74.00	-21.14
2488.33	Average	38.59	4.56	43.15	54.00	-10.85

This document cannot be reproduced except in full, without prior written approval of the Company. 本報告未經本公司書面許可，不可部份複製。

Test Mode	IEEE 802.11n HT40 2452 MHz	Temp/Hum	24.1(℃)/ 61%RH
Test Item	Band Edge	Test Date	June 8, 2023
Polarize	Vertical	Test Engineer	Czerny Lin
Detector	Peak / Average		

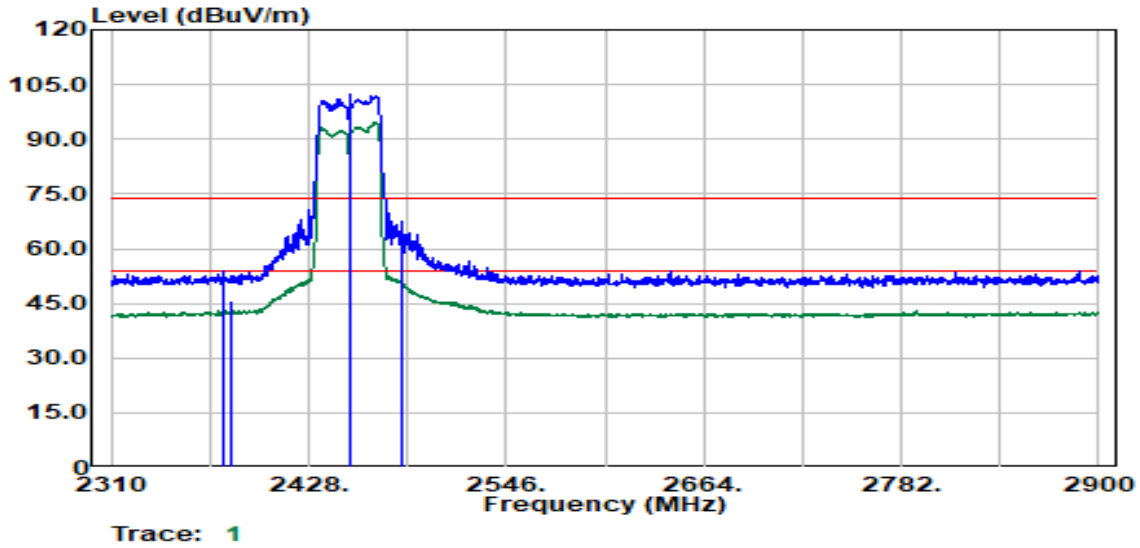

Frequency (MHz)	Detector Mode (PK/QP/AV)	Spectrum Reading Level (dBμV)	Factor (dB)	Actual FS (dBμV/m)	Limit @3m (dBμV/m)	Margin (dB)
2377.78	Peak	49.43	4.77	54.20	74.00	-19.80
2382.28	Average	40.98	4.80	45.78	54.00	-8.22
2452.00	Peak	98.07	4.56	102.63	--	--
2452.00	Average	90.92	4.56	95.48	--	--
2483.82	Peak	63.19	4.61	67.80	74.00	-6.20
2484.07	Average	48.21	4.61	52.82	54.00	-1.18

This document cannot be reproduced except in full, without prior written approval of the Company. 本報告未經本公司書面許可，不可部份複製。

Test Mode	IEEE 802.11n HT40 2452 MHz	Temp/Hum	24.1(℃)/ 61%RH
Test Item	Band Edge	Test Date	June 8, 2023
Polarize	Horizontal	Test Engineer	Czerny Lin
Detector	Peak / Average		

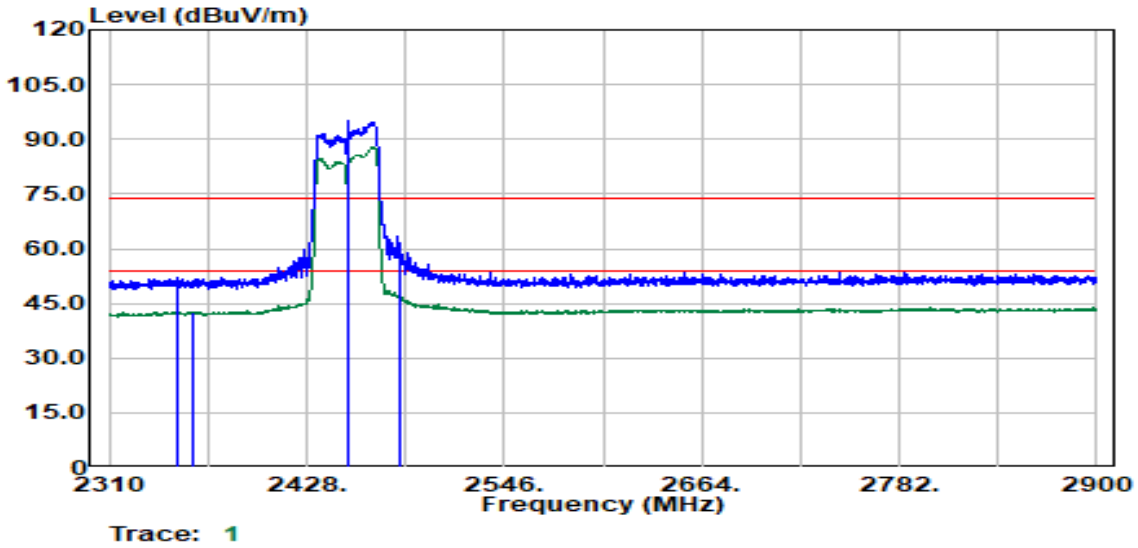

Frequency (MHz)	Detector Mode (PK/QP/AV)	Spectrum Reading Level (dBμV)	Factor (dB)	Actual FS (dBμV/m)	Limit @3m (dBμV/m)	Margin (dB)
2350.02	Peak	47.09	4.88	51.97	74.00	-22.03
2360.27	Average	37.87	4.78	42.65	54.00	-11.35
2452.00	Peak	91.09	4.56	95.65	--	--
2452.00	Average	84.31	4.56	88.88	--	--
2483.57	Average	42.17	4.61	46.78	54.00	-7.22
2483.82	Peak	57.05	4.61	61.66	74.00	-12.34

This document cannot be reproduced except in full, without prior written approval of the Company. 本報告未經本公司書面許可，不可部份複製。

Below 1G Test Data:
Test Mode: Mode 1 (Dipole Antenna)

Test Mode	IEEE 802.11b 2412 MHz	Temp/Hum	26.0(℃)/ 59%RH
Test Item	30MHz-1GHz	Test Date	June 1, 2023
Polarize	Vertical	Test Engineer	Czerny Lin
Detector	Peak		

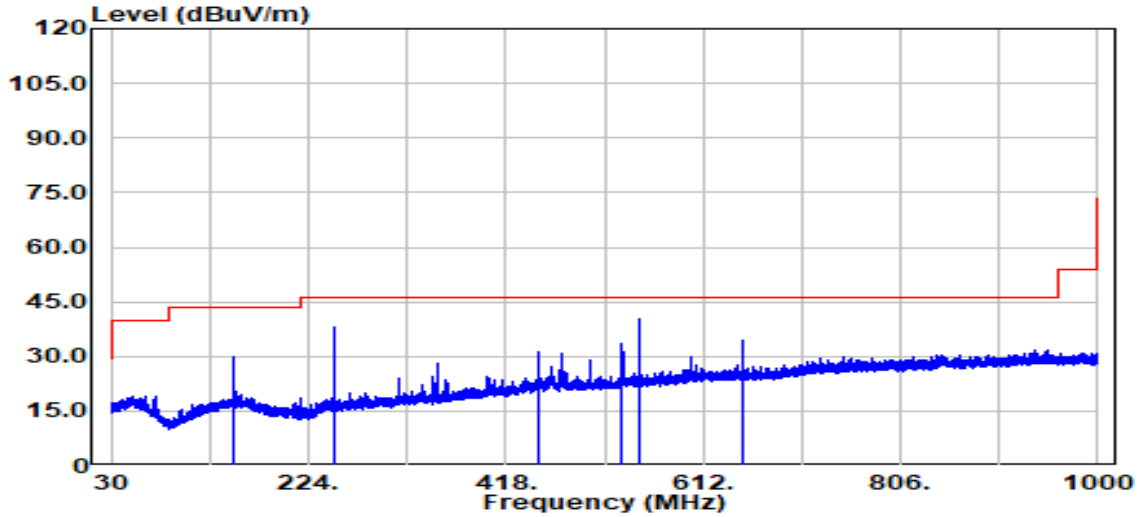

Frequency (MHz)	Detector Mode (PK/QP/AV)	Spectrum Reading Level (dBμV)	Factor (dB)	Actual FS (dBμV/m)	Limit @3m (dBμV/m)	Margin (dB)
149.99	Peak	42.77	-12.86	29.90	43.50	-13.60
250.00	Peak	52.23	-14.00	38.23	46.00	-7.77
450.01	Peak	39.46	-8.31	31.15	46.00	-14.85
531.01	Peak	40.48	-6.89	33.59	46.00	-12.41
550.02	Peak	47.05	-6.69	40.36	46.00	-5.64
650.02	Peak	38.62	-4.30	34.32	46.00	-11.68

Note: No emission found between lowest internal used/generated frequency to 30MHz(9KHz~30MHz)

This document cannot be reproduced except in full, without prior written approval of the Company. 本報告未經本公司書面許可，不可部份複製。

Test Mode	IEEE 802.11b 2412 MHz	Temp/Hum	26.0(℃)/ 59%RH
Test Item	30MHz-1GHz	Test Date	June 1, 2023
Polarize	Horizontal	Test Engineer	Czerny Lin
Detector	Peak		

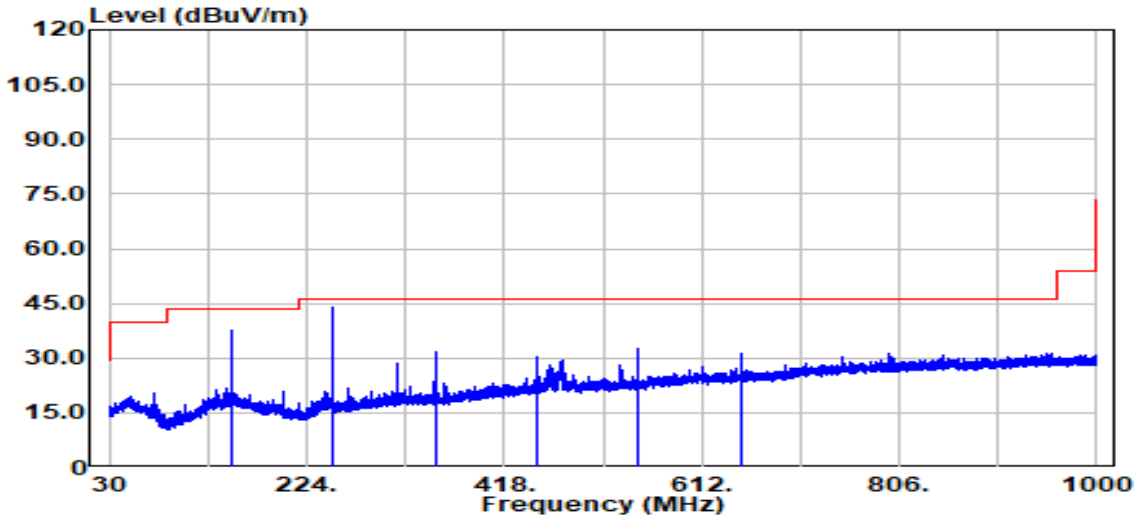

Frequency (MHz)	Detector Mode (PK/QP/AV)	Spectrum Reading Level (dBμV)	Factor (dB)	Actual FS (dBμV/m)	Limit @3m (dBμV/m)	Margin (dB)
149.99	Peak	50.25	-12.86	37.39	43.50	-6.11
250.00	Peak	58.05	-14.00	44.05	46.00	-1.95
350.00	Peak	42.81	-11.18	31.63	46.00	-14.37
450.01	Peak	38.64	-8.31	30.34	46.00	-15.66
550.02	Peak	39.45	-6.69	32.77	46.00	-13.23
650.02	Peak	35.58	-4.30	31.28	46.00	-14.72

Note: No emission found between lowest internal used/generated frequency to 30MHz(9KHz~30MHz)

This document cannot be reproduced except in full, without prior written approval of the Company. 本報告未經本公司書面許可，不可部份複製。

Test Mode: Mode 2 (PIFA Antenna)

Test Mode	IEEE 802.11n HT40 2422 MHz	Temp/Hum	24.1(℃)/ 61%RH
Test Item	30MHz-1GHz	Test Date	June 6, 2023
Polarize	Vertical	Test Engineer	Czerny Lin
Detector	Peak		

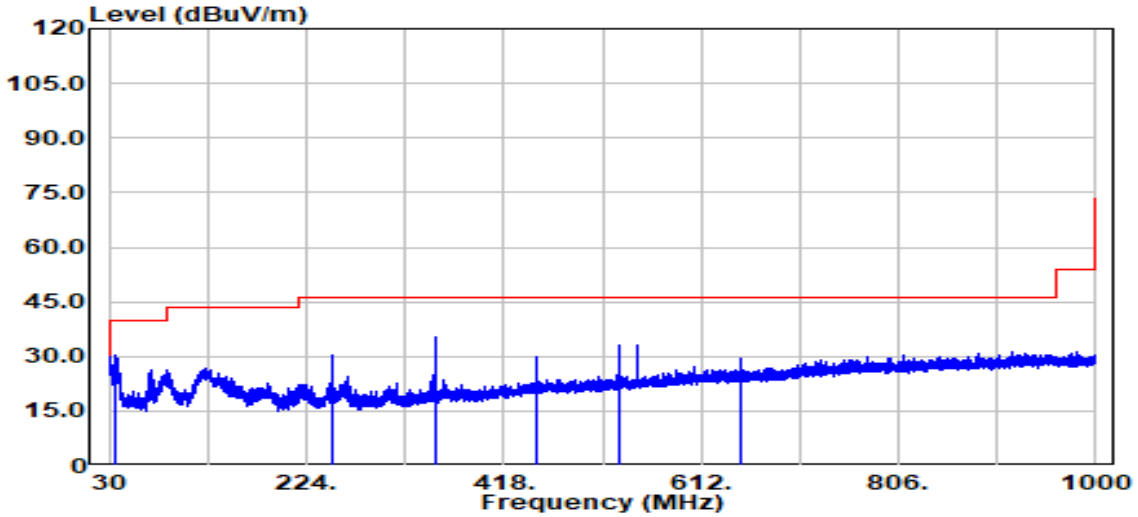

Frequency (MHz)	Detector Mode (PK/QP/AV)	Spectrum Reading Level (dBμV)	Factor (dB)	Actual FS (dBμV/m)	Limit @3m (dBμV/m)	Margin (dB)
36.98	Peak	43.99	-13.78	30.21	40.00	-9.79
250.00	Peak	44.39	-14.00	30.39	46.00	-15.61
350.00	Peak	46.55	-11.18	35.37	46.00	-10.63
450.01	Peak	38.06	-8.31	29.75	46.00	-16.25
532.46	Peak	40.12	-6.86	33.27	46.00	-12.73
650.02	Peak	33.52	-4.30	29.22	46.00	-16.78

Note: No emission found between lowest internal used/generated frequency to 30MHz(9KHz~30MHz)

This document cannot be reproduced except in full, without prior written approval of the Company. 本報告未經本公司書面許可，不可部份複製。

Test Mode	IEEE 802.11n HT40 2422 MHz	Temp/Hum	24.1(℃)/ 61%RH
Test Item	30MHz-1GHz	Test Date	June 6, 2023
Polarize	Horizontal	Test Engineer	Czerny Lin
Detector	Peak		

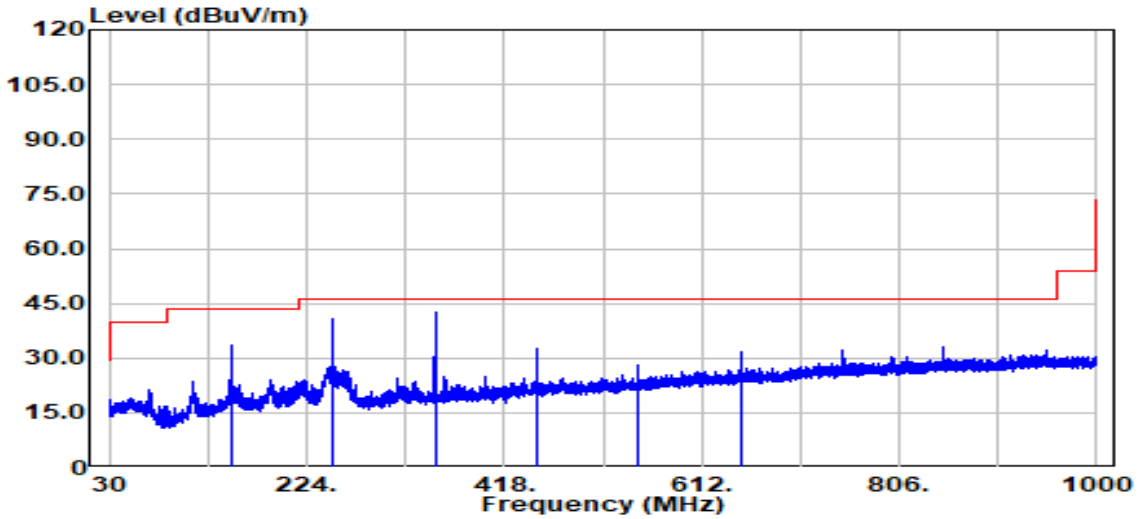

Frequency (MHz)	Detector Mode (PK/QP/AV)	Spectrum Reading Level (dBμV)	Factor (dB)	Actual FS (dBμV/m)	Limit @3m (dBμV/m)	Margin (dB)
149.99	Peak	46.19	-12.86	33.33	43.50	-10.17
250.00	Peak	54.88	-14.00	40.88	46.00	-5.12
350.00	Peak	53.91	-11.18	42.73	46.00	-3.27
450.01	Peak	40.76	-8.31	32.45	46.00	-13.55
550.02	Peak	34.58	-6.69	27.89	46.00	-18.11
650.02	Peak	36.06	-4.30	31.76	46.00	-14.24

Note: No emission found between lowest internal used/generated frequency to 30MHz(9KHz~30MHz)

This document cannot be reproduced except in full, without prior written approval of the Company. 本報告未經本公司書面許可，不可部份複製。

Above 1G Test Data
Test Mode: Mode 1 (Dipole Antenna)

Test Mode	IEEE 802.11b Low CH	Temp/Hum	24.5(℃)/ 62%RH
Test Item	Harmonic	Test Date	May 31, 2023
Polarize	Vertical	Test Engineer	Czerny Lin
Detector	Peak / Average		

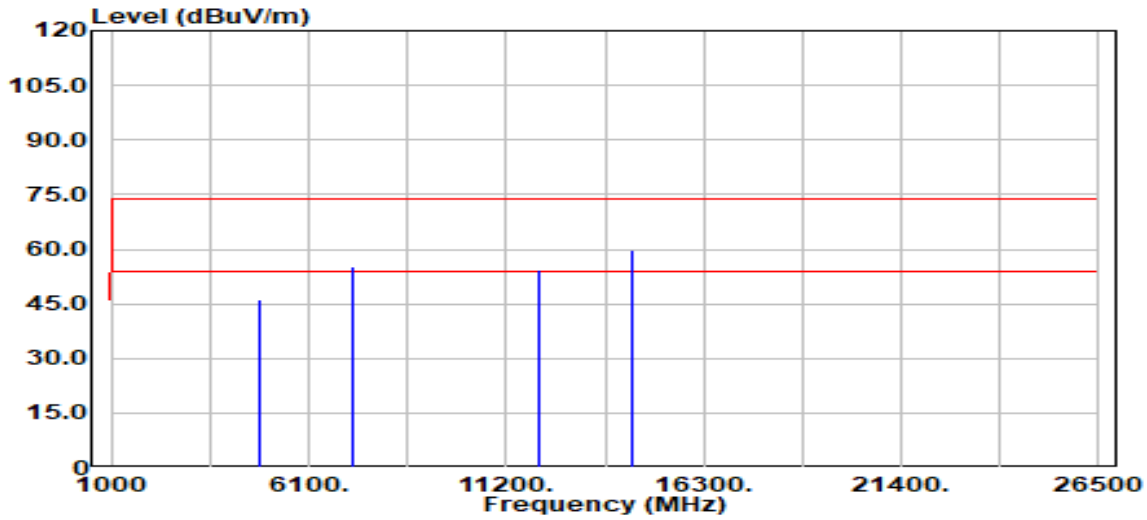

Freq. (MHz)	Detector Mode (PK/QP/AV)	Spectrum Reading Level (dBμV)	Factor (dB)	Actual FS (dBμV/m)	Limit @3m (dBμV/m)	Margin (dB)
4824.00	Peak	45.76	0.40	46.16	74.00	-27.84
4824.00	Average	36.56	0.40	36.97	54.00	-17.03
7236.00	Peak	49.71	5.36	55.08	74.00	-18.92
7236.00	Average	42.18	5.36	47.54	54.00	-6.46
12060.00	Peak	49.12	5.14	54.25	74.00	-19.75
12060.00	Average	42.80	5.14	47.94	54.00	-6.06
14472.00	Peak	53.44	6.43	59.87	74.00	-14.13
14472.00	Average	46.72	6.43	53.16	54.00	-0.84

Remark:
1. Measuring frequencies from 1 GHz to the 10th harmonic of highest fundamental frequency.

This document cannot be reproduced except in full, without prior written approval of the Company. 本報告未經本公司書面許可，不可部份複製。

Test Mode	IEEE 802.11b Low CH	Temp/Hum	24.5(℃)/ 62%RH
Test Item	Harmonic	Test Date	May 31, 2023
Polarize	Horizontal	Test Engineer	Czerny Lin
Detector	Peak / Average		

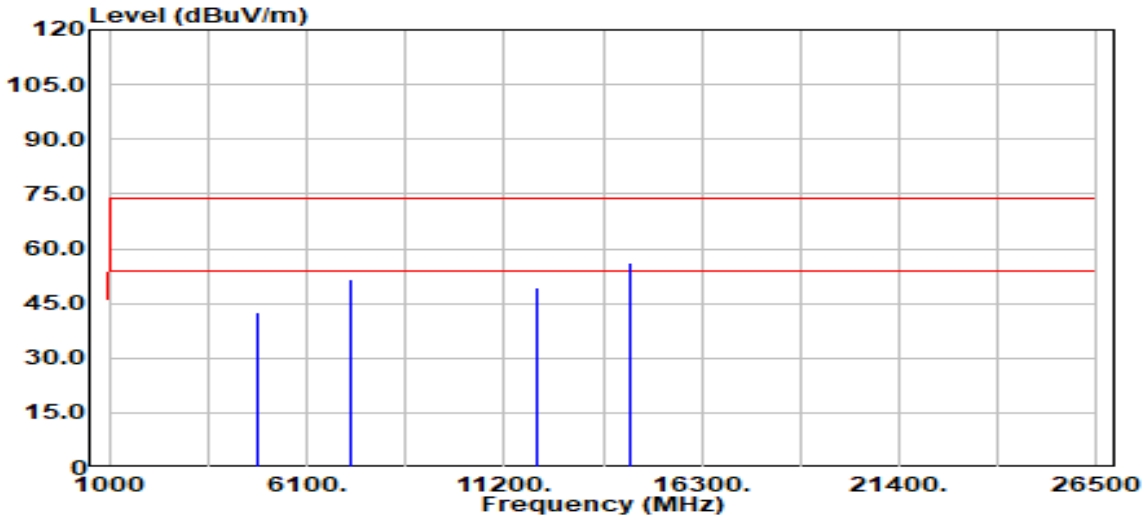

Freq. (MHz)	Detector Mode (PK/QP/AV)	Spectrum Reading Level (dBμV)	Factor (dB)	Actual FS (dBμV/m)	Limit @3m (dBμV/m)	Margin (dB)
4824.00	Peak	42.34	0.40	42.74	74.00	-31.26
4824.00	Average	31.88	0.40	32.28	54.00	-21.72
7236.00	Peak	46.14	5.36	51.50	74.00	-22.50
7236.00	Average	37.06	5.36	42.43	54.00	-11.57
12060.00	Peak	44.34	5.14	49.47	74.00	-24.53
12060.00	Average	38.08	5.14	43.21	54.00	-10.79
14472.00	Peak	49.79	6.43	56.22	74.00	-17.78
14472.00	Average	41.73	6.43	48.17	54.00	-5.83

Remark:

1. Measuring frequencies from 1 GHz to the 10th harmonic of highest fundamental frequency.

This document cannot be reproduced except in full, without prior written approval of the Company. 本報告未經本公司書面許可，不可部份複製。

Test Mode	IEEE 802.11b Mid CH	Temp/Hum	24.5(℃)/ 62%RH
Test Item	Harmonic	Test Date	May 31, 2023
Polarize	Vertical	Test Engineer	Czerny Lin
Detector	Peak / Average		

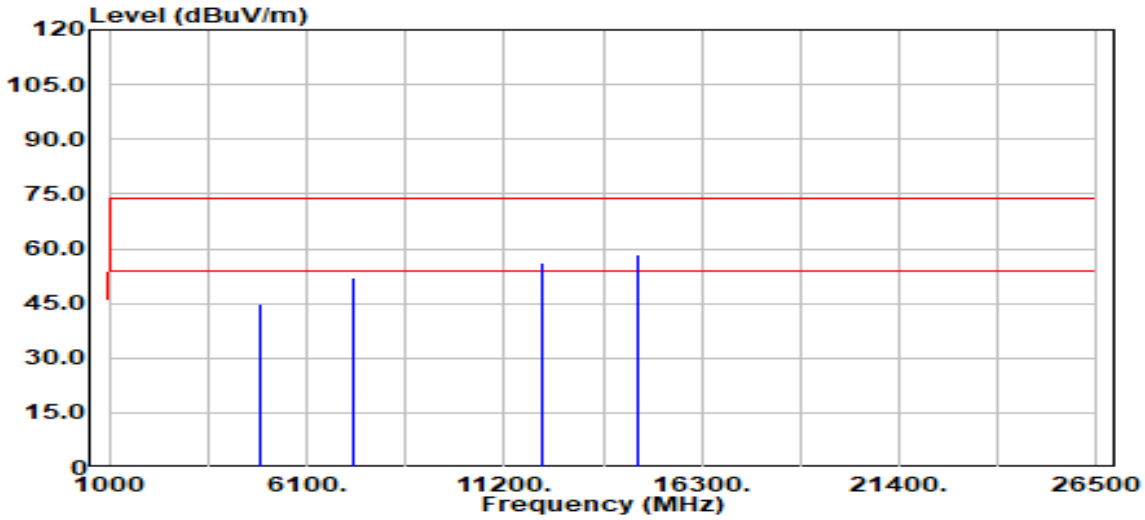

Freq. (MHz)	Detector Mode (PK/QP/AV)	Spectrum Reading Level (dBµV)	Factor (dB)	Actual FS (dBµV/m)	Limit @3m (dBµV/m)	Margin (dB)
4874.00	Peak	44.43	0.47	44.90	74.00	-29.10
4874.00	Average	40.80	0.47	41.28	54.00	-12.72
7311.00	Peak	46.42	5.49	51.91	74.00	-22.09
7311.00	Average	45.00	5.49	50.49	54.00	-3.51
12185.00	Peak	51.26	5.11	56.38	74.00	-17.62
12185.00	Average	46.50	5.11	51.61	54.00	-2.39
14622.00	Peak	51.69	6.91	58.60	89.45	-30.85
14622.00	Average	50.30	6.91	57.21	86.62	-29.41

Remark:

1. Measuring frequencies from 1 GHz to the 10th harmonic of highest fundamental frequency.

This document cannot be reproduced except in full, without prior written approval of the Company. 本報告未經本公司書面許可，不可部份複製。

Test Mode	IEEE 802.11b Mid CH	Temp/Hum	24.5(℃)/ 62%RH
Test Item	Harmonic	Test Date	May 31, 2023
Polarize	Horizontal	Test Engineer	Czerny Lin
Detector	Peak / Average		

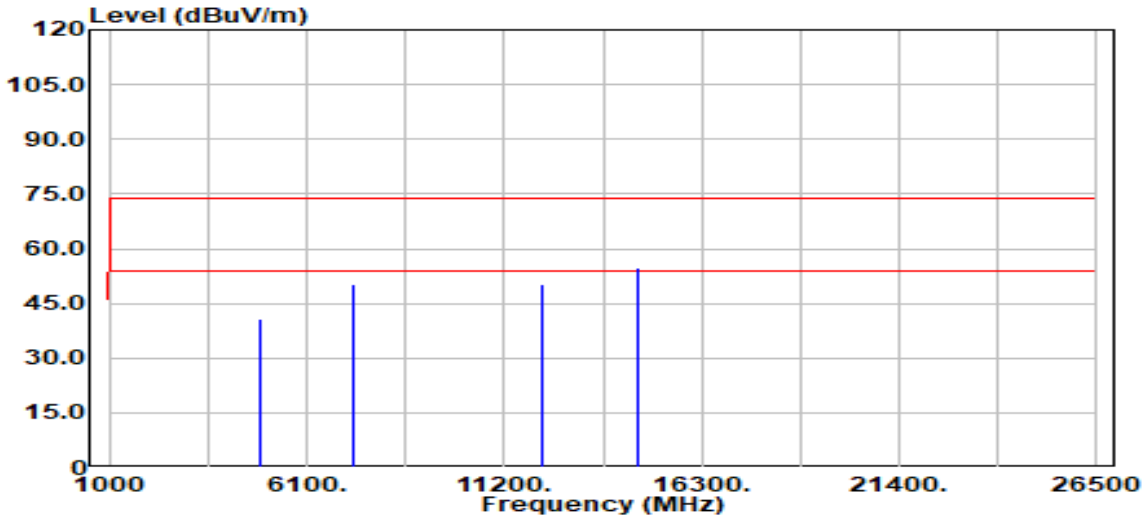

Freq. (MHz)	Detector Mode (PK/QP/AV)	Spectrum Reading Level (dBμV)	Factor (dB)	Actual FS (dBμV/m)	Limit @3m (dBμV/m)	Margin (dB)
4874.00	Peak	40.24	0.47	40.71	74.00	-33.29
4874.00	Average	34.68	0.47	35.15	54.00	-18.85
7311.00	Peak	44.97	5.49	50.46	74.00	-23.54
7311.00	Average	38.22	5.49	43.71	54.00	-10.29
12185.00	Peak	45.36	5.11	50.47	74.00	-23.53
12185.00	Average	39.29	5.11	44.40	54.00	-9.60
14622.00	Peak	47.86	6.91	54.77	79.36	-24.59
14622.00	Average	45.55	6.91	52.46	76.66	-24.20

Remark:

1. Measuring frequencies from 1 GHz to the 10th harmonic of highest fundamental frequency.

This document cannot be reproduced except in full, without prior written approval of the Company. 本報告未經本公司書面許可，不可部份複製。

Test Mode	IEEE 802.11b High CH	Temp/Hum	24.5(℃)/ 62%RH
Test Item	Harmonic	Test Date	May 31, 2023
Polarize	Vertical	Test Engineer	Czerny Lin
Detector	Peak / Average		

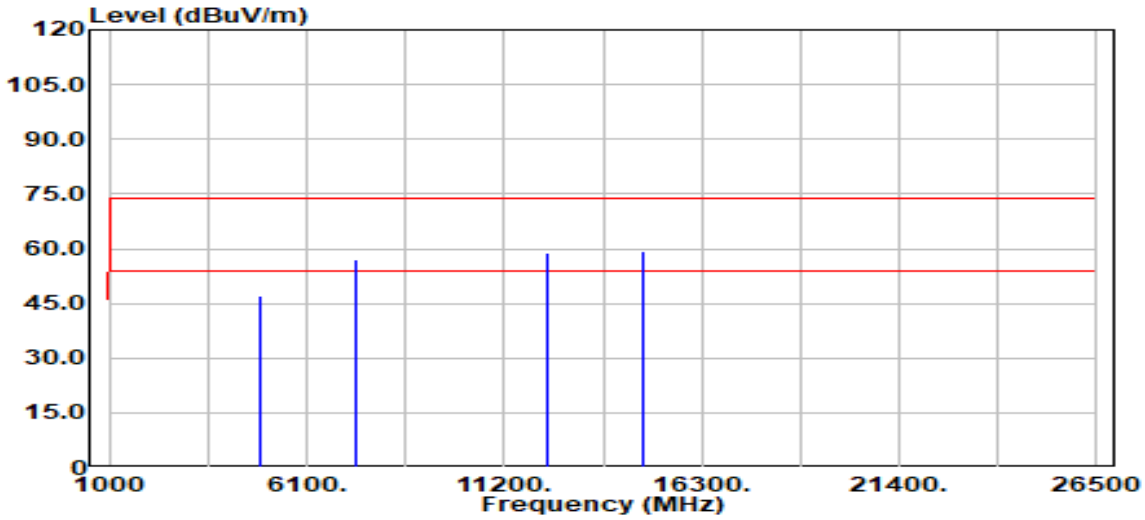

Freq. (MHz)	Detector Mode (PK/QP/AV)	Spectrum Reading Level (dBµV)	Factor (dB)	Actual FS (dBµV/m)	Limit @3m (dBµV/m)	Margin (dB)
4924.00	Peak	46.41	0.56	46.97	74.00	-27.03
4924.00	Average	41.13	0.56	41.68	54.00	-12.32
7386.00	Peak	51.55	5.63	57.18	74.00	-16.82
7386.00	Average	46.65	5.63	52.27	54.00	-1.73
12310.00	Peak	53.94	4.97	58.91	74.00	-15.09
12310.00	Average	48.16	4.97	53.13	54.00	-0.87
14772.00	Peak	52.40	7.03	59.44	90.18	-30.74
14772.00	Average	49.42	7.03	56.45	87.27	-30.82

Remark:

1. Measuring frequencies from 1 GHz to the 10th harmonic of highest fundamental frequency.

This document cannot be reproduced except in full, without prior written approval of the Company. 本報告未經本公司書面許可，不可部份複製。

Test Mode	IEEE 802.11b High CH	Temp/Hum	24.5(℃)/ 62%RH
Test Item	Harmonic	Test Date	May 31, 2023
Polarize	Horizontal	Test Engineer	Czerny Lin
Detector	Peak / Average		

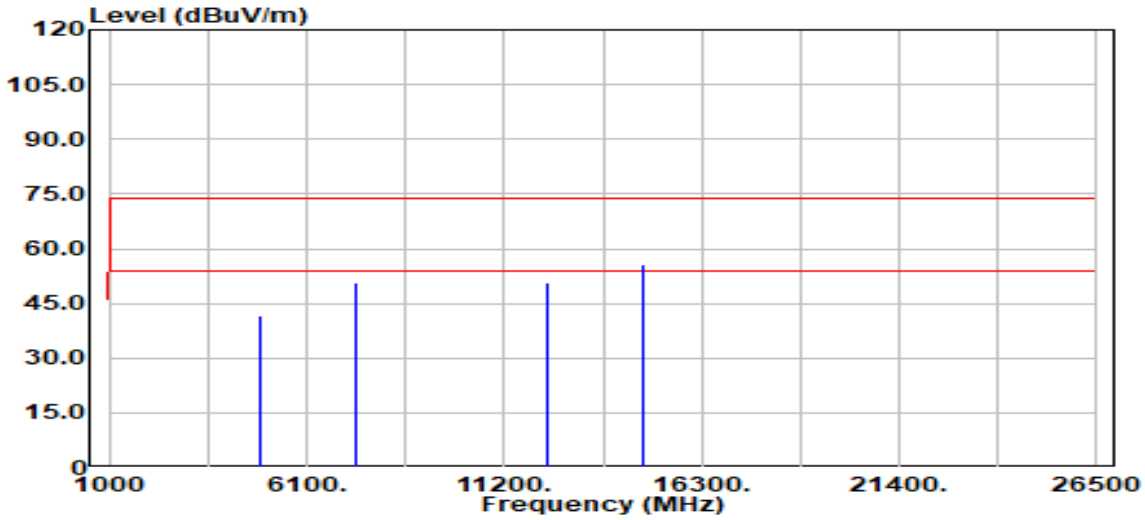

Freq. (MHz)	Detector Mode (PK/QP/AV)	Spectrum Reading Level (dBµV)	Factor (dB)	Actual FS (dBµV/m)	Limit @3m (dBµV/m)	Margin (dB)
4924.00	Peak	41.08	0.56	41.64	74.00	-32.36
4924.00	Average	32.89	0.56	33.45	54.00	-20.55
7386.00	Peak	44.98	5.63	50.61	74.00	-23.39
7386.00	Average	39.13	5.63	44.75	54.00	-9.25
12310.00	Peak	45.58	4.97	50.55	74.00	-23.45
12310.00	Average	39.37	4.97	44.34	54.00	-9.66
14772.00	Peak	48.51	7.03	55.54	79.75	-24.21
14772.00	Average	45.12	7.03	52.16	76.93	-24.77

Remark:

1. Measuring frequencies from 1 GHz to the 10th harmonic of highest fundamental frequency.

This document cannot be reproduced except in full, without prior written approval of the Company. 本報告未經本公司書面許可，不可部份複製。

Test Mode	IEEE 802.11g Low CH	Temp/Hum	26.0(℃)/ 59%RH
Test Item	Harmonic	Test Date	June 1, 2023
Polarize	Vertical	Test Engineer	Czerny Lin
Detector	Peak / Average		

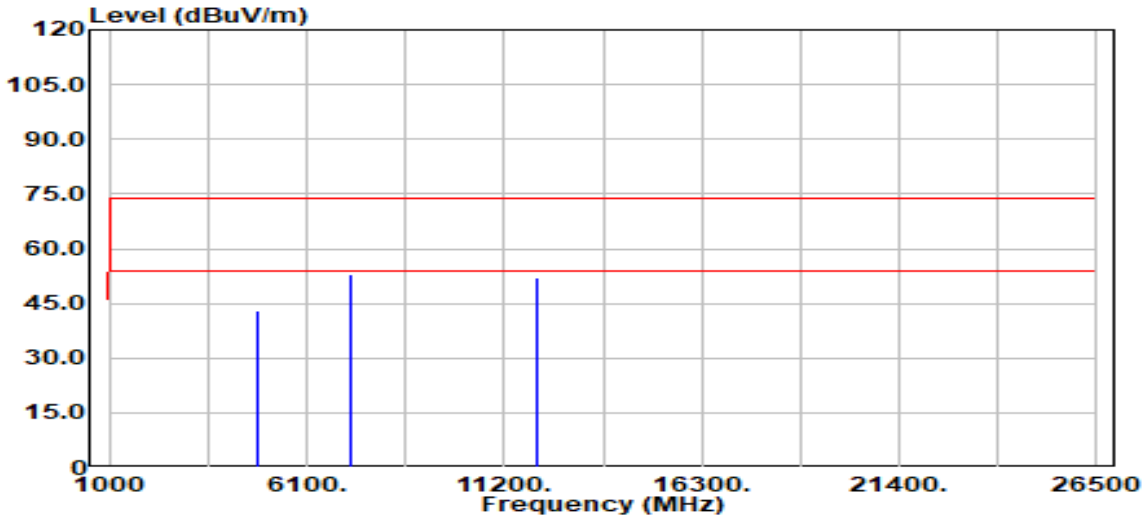

Freq. (MHz)	Detector Mode (PK/QP/AV)	Spectrum Reading Level (dBµV)	Factor (dB)	Actual FS (dBµV/m)	Limit @3m (dBµV/m)	Margin (dB)
4824.00	Peak	42.63	0.40	43.04	74.00	-30.96
4824.00	Average	32.71	0.40	33.12	54.00	-20.88
7236.00	Peak	47.69	5.36	53.06	74.00	-20.94
7236.00	Average	39.67	5.36	45.03	54.00	-8.97
12060.00	Peak	46.81	5.14	51.94	74.00	-22.06
12060.00	Average	38.54	5.14	43.68	54.00	-10.32

Remark:

1. Measuring frequencies from 1 GHz to the 10th harmonic of highest fundamental frequency.

This document cannot be reproduced except in full, without prior written approval of the Company. 本報告未經本公司書面許可，不可部份複製。

Test Mode	IEEE 802.11g Low CH	Temp/Hum	26.0(℃)/ 59%RH
Test Item	Harmonic	Test Date	June 1, 2023
Polarize	Horizontal	Test Engineer	Czerny Lin
Detector	Peak / Average		

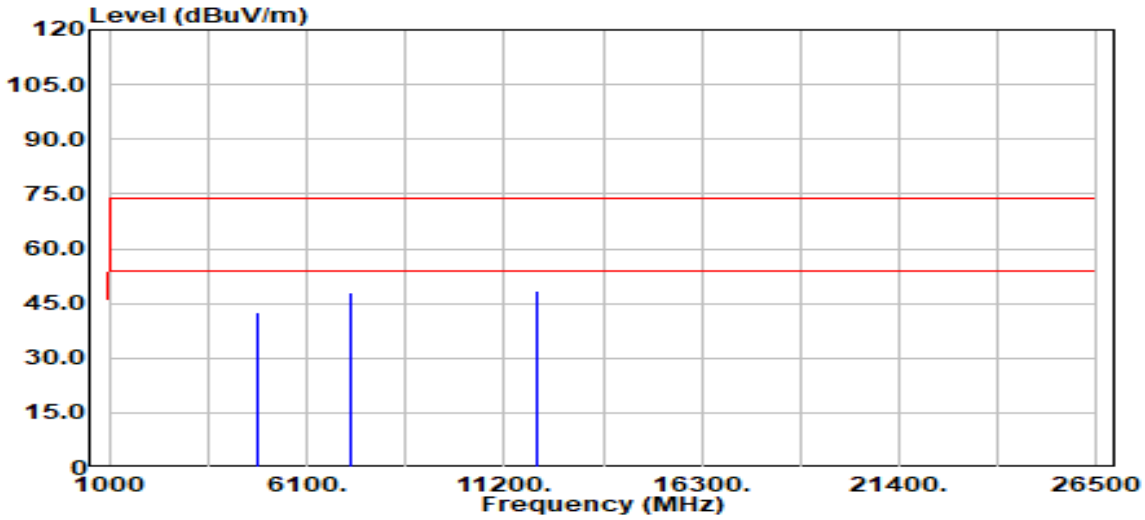

Freq. (MHz)	Detector Mode (PK/QP/AV)	Spectrum Reading Level (dBμV)	Factor (dB)	Actual FS (dBμV/m)	Limit @3m (dBμV/m)	Margin (dB)
4824.00	Peak	42.17	0.40	42.58	74.00	-31.42
4824.00	Average	31.38	0.40	31.78	54.00	-22.22
7236.00	Peak	42.71	5.36	48.07	74.00	-25.93
7236.00	Average	34.88	5.36	40.24	54.00	-13.76
12060.00	Peak	43.33	5.14	48.47	74.00	-25.53
12060.00	Average	34.00	5.14	39.14	54.00	-14.86

Remark:

1. Measuring frequencies from 1 GHz to the 10th harmonic of highest fundamental frequency.

This document cannot be reproduced except in full, without prior written approval of the Company. 本報告未經本公司書面許可，不可部份複製。

Test Mode	IEEE 802.11g Mid CH	Temp/Hum	26.0(℃)/ 59%RH
Test Item	Harmonic	Test Date	June 1, 2023
Polarize	Vertical	Test Engineer	Czerny Lin
Detector	Peak / Average		

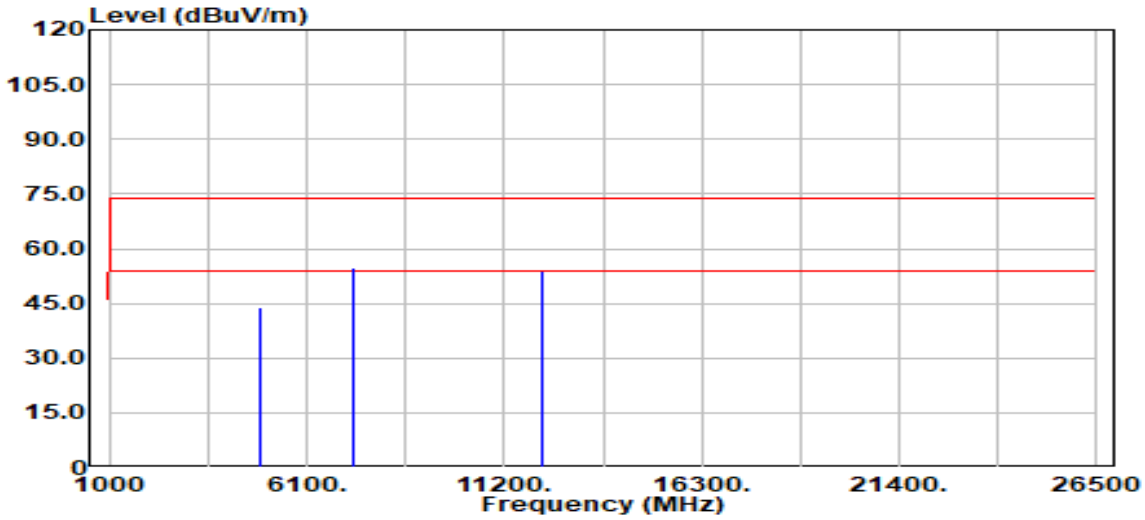

Freq. (MHz)	Detector Mode (PK/QP/AV)	Spectrum Reading Level (dBμV)	Factor (dB)	Actual FS (dBμV/m)	Limit @3m (dBμV/m)	Margin (dB)
4874.00	Peak	43.31	0.47	43.78	74.00	-30.22
4874.00	Average	34.16	0.47	34.63	54.00	-19.37
7311.00	Peak	49.21	5.49	54.70	74.00	-19.30
7311.00	Average	39.89	5.49	45.38	54.00	-8.62
12185.00	Peak	48.92	5.11	54.04	74.00	-19.96
12185.00	Average	39.94	5.11	45.06	54.00	-8.95

Remark:

1. Measuring frequencies from 1 GHz to the 10th harmonic of highest fundamental frequency.

This document cannot be reproduced except in full, without prior written approval of the Company. 本報告未經本公司書面許可，不可部份複製。

Test Mode	IEEE 802.11g Mid CH	Temp/Hum	26.0(℃)/ 59%RH
Test Item	Harmonic	Test Date	June 1, 2023
Polarize	Horizontal	Test Engineer	Czerny Lin
Detector	Peak / Average		

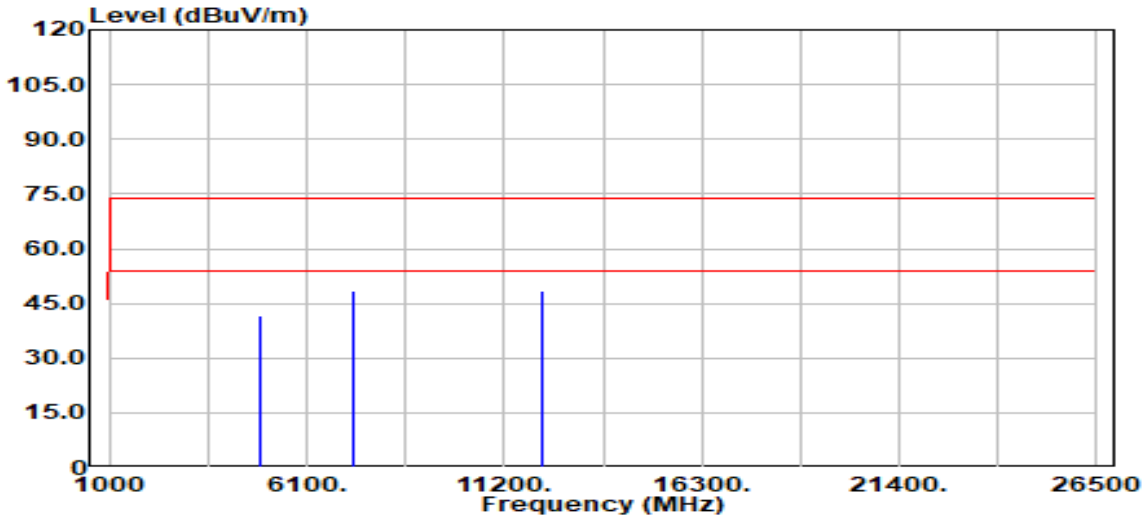

Freq. (MHz)	Detector Mode (PK/QP/AV)	Spectrum Reading Level (dBμV)	Factor (dB)	Actual FS (dBμV/m)	Limit @3m (dBμV/m)	Margin (dB)
4874.00	Peak	41.19	0.47	41.66	74.00	-32.34
4874.00	Average	31.62	0.47	32.09	54.00	-21.91
7311.00	Peak	43.03	5.49	48.52	74.00	-25.48
7311.00	Average	35.53	5.49	41.02	54.00	-12.98
12185.00	Peak	43.48	5.11	48.59	74.00	-25.41
12185.00	Average	35.89	5.11	41.00	54.00	-13.00

Remark:

1. Measuring frequencies from 1 GHz to the 10th harmonic of highest fundamental frequency.

This document cannot be reproduced except in full, without prior written approval of the Company. 本報告未經本公司書面許可，不可部份複製。

Test Mode	IEEE 802.11g High CH	Temp/Hum	26.0(℃)/ 59%RH
Test Item	Harmonic	Test Date	June 1, 2023
Polarize	Vertical	Test Engineer	Czerny Lin
Detector	Peak / Average		

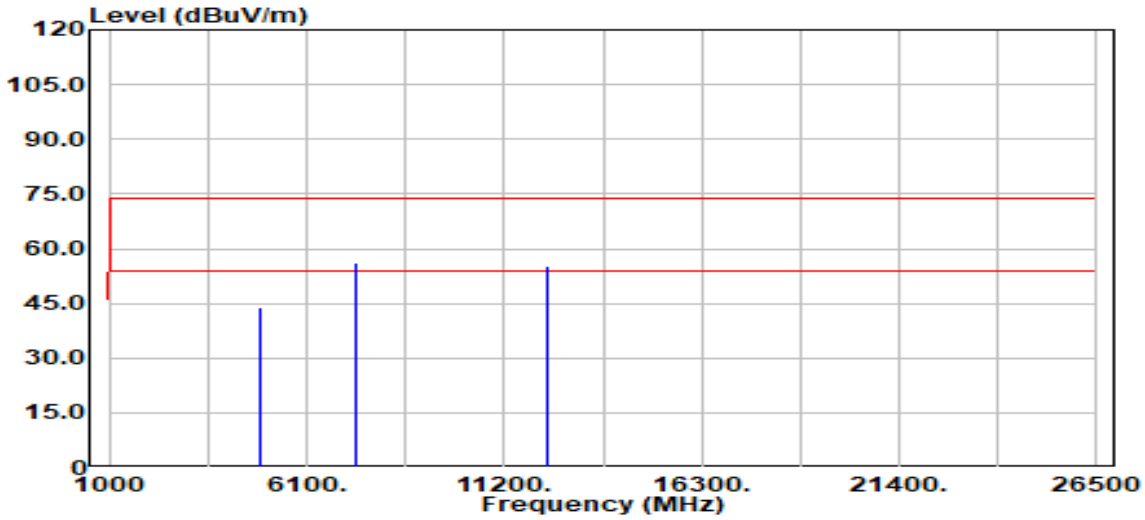

Freq. (MHz)	Detector Mode (PK/QP/AV)	Spectrum Reading Level (dBµV)	Factor (dB)	Actual FS (dBµV/m)	Limit @3m (dBµV/m)	Margin (dB)
4924.00	Peak	43.43	0.56	43.99	74.00	-30.01
4924.00	Average	34.42	0.56	34.98	54.00	-19.02
7386.00	Peak	50.42	5.63	56.05	74.00	-17.95
7386.00	Average	42.70	5.63	48.33	54.00	-5.67
12310.00	Peak	50.16	4.97	55.13	74.00	-18.87
12310.00	Average	41.31	4.97	46.28	54.00	-7.72

Remark:

1. Measuring frequencies from 1 GHz to the 10th harmonic of highest fundamental frequency.

This document cannot be reproduced except in full, without prior written approval of the Company. 本報告未經本公司書面許可，不可部份複製。

Test Mode	IEEE 802.11g High CH	Temp/Hum	26.0(℃)/ 59%RH
Test Item	Harmonic	Test Date	June 1, 2023
Polarize	Horizontal	Test Engineer	Czerny Lin
Detector	Peak / Average		

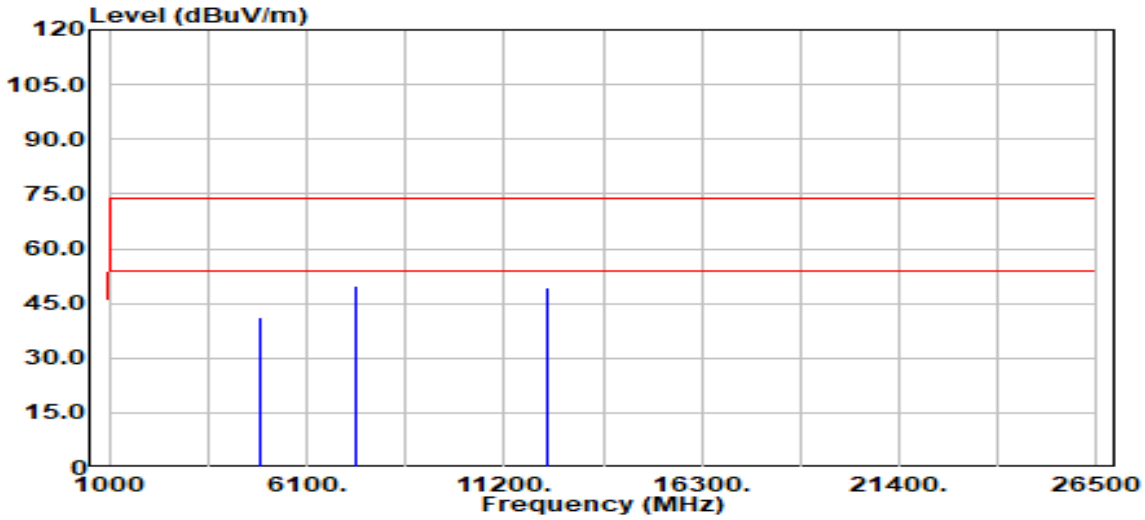

Freq. (MHz)	Detector Mode (PK/QP/AV)	Spectrum Reading Level (dBμV)	Factor (dB)	Actual FS (dBμV/m)	Limit @3m (dBμV/m)	Margin (dB)
4924.00	Peak	40.53	0.56	41.09	74.00	-32.91
4924.00	Average	31.88	0.56	32.44	54.00	-21.56
7386.00	Peak	44.29	5.63	49.91	74.00	-24.09
7386.00	Average	37.38	5.63	43.00	54.00	-11.00
12310.00	Peak	44.27	4.97	49.24	74.00	-24.76
12310.00	Average	36.52	4.97	41.49	54.00	-12.51

Remark:

1. Measuring frequencies from 1 GHz to the 10th harmonic of highest fundamental frequency.

This document cannot be reproduced except in full, without prior written approval of the Company. 本報告未經本公司書面許可，不可部份複製。

Test Mode	IEEE 802.11n HT20 Low CH	Temp/Hum	26.0(℃)/ 59%RH
Test Item	Harmonic	Test Date	June 1, 2023
Polarize	Vertical	Test Engineer	Czerny Lin
Detector	Peak / Average		

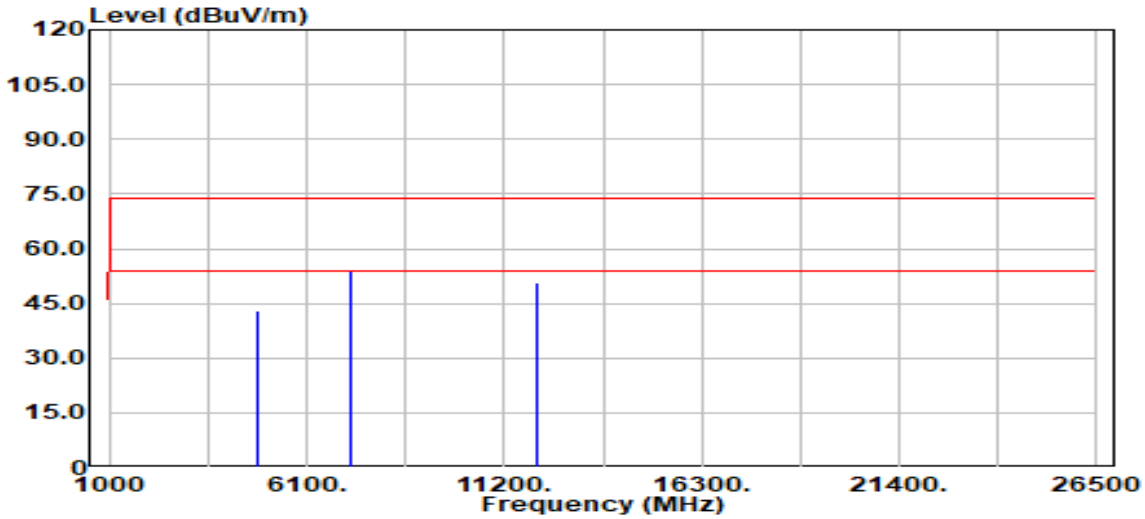

Freq. (MHz)	Detector Mode (PK/QP/AV)	Spectrum Reading Level (dBμV)	Factor (dB)	Actual FS (dBμV/m)	Limit @3m (dBμV/m)	Margin (dB)
4824.00	Peak	42.76	0.40	43.16	74.00	-30.84
4824.00	Average	32.92	0.40	33.32	54.00	-20.68
7236.00	Peak	48.55	5.36	53.92	74.00	-20.08
7236.00	Average	39.52	5.36	44.88	54.00	-9.12
12060.00	Peak	45.72	5.14	50.86	74.00	-23.14
12060.00	Average	37.68	5.14	42.82	54.00	-11.18

Remark:

1. Measuring frequencies from 1 GHz to the 10th harmonic of highest fundamental frequency.

This document cannot be reproduced except in full, without prior written approval of the Company. 本報告未經本公司書面許可，不可部份複製。

Test Mode	IEEE 802.11n HT20 Low CH	Temp/Hum	26.0(℃)/ 59%RH
Test Item	Harmonic	Test Date	June 1, 2023
Polarize	Horizontal	Test Engineer	Czerny Lin
Detector	Peak / Average		

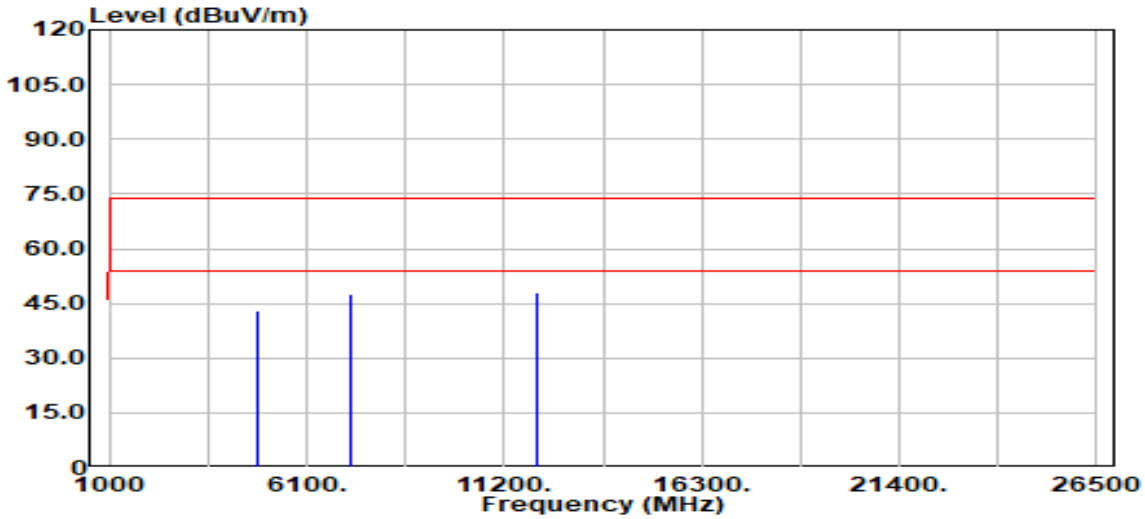

Freq. (MHz)	Detector Mode (PK/QP/AV)	Spectrum Reading Level (dBμV)	Factor (dB)	Actual FS (dBμV/m)	Limit @3m (dBμV/m)	Margin (dB)
4824.00	Peak	42.81	0.40	43.22	74.00	-30.78
4824.00	Average	32.38	0.40	32.78	54.00	-21.22
7236.00	Peak	42.33	5.36	47.70	74.00	-26.30
7236.00	Average	35.08	5.36	40.44	54.00	-13.56
12060.00	Peak	42.91	5.14	48.05	74.00	-25.95
12060.00	Average	35.45	5.14	40.58	54.00	-13.42

Remark:

1. Measuring frequencies from 1 GHz to the 10th harmonic of highest fundamental frequency.

This document cannot be reproduced except in full, without prior written approval of the Company. 本報告未經本公司書面許可，不可部份複製。

Test Mode	IEEE 802.11n HT20 Mid CH	Temp/Hum	26.0(℃)/ 59%RH
Test Item	Harmonic	Test Date	June 1, 2023
Polarize	Vertical	Test Engineer	Czerny Lin
Detector	Peak / Average		

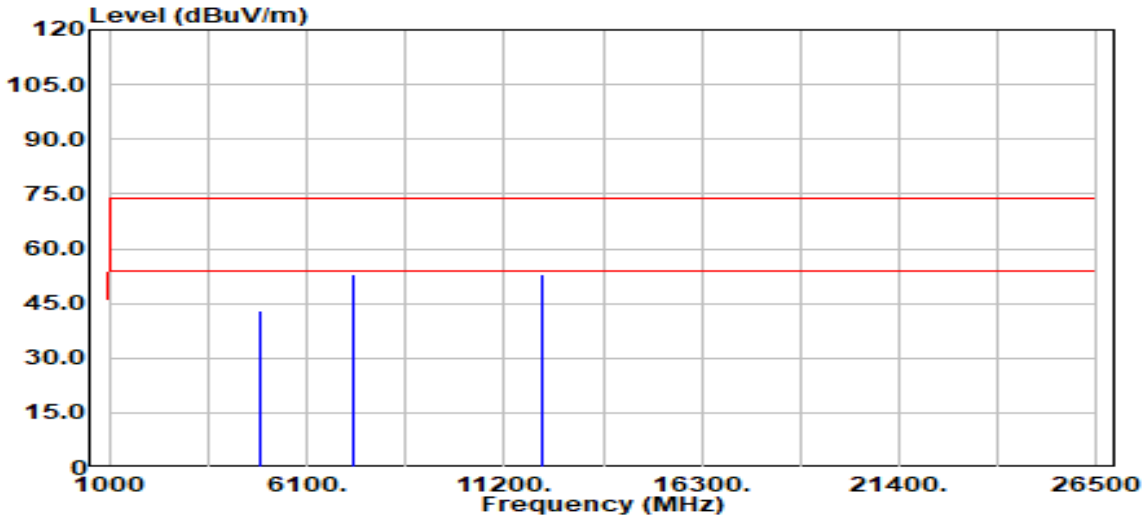

Freq. (MHz)	Detector Mode (PK/QP/AV)	Spectrum Reading Level (dBμV)	Factor (dB)	Actual FS (dBμV/m)	Limit @3m (dBμV/m)	Margin (dB)
4874.00	Peak	42.37	0.47	42.85	74.00	-31.15
4874.00	Average	32.97	0.47	33.44	54.00	-20.56
7311.00	Peak	47.56	5.49	53.05	74.00	-20.95
7311.00	Average	39.41	5.49	44.90	54.00	-9.10
12185.00	Peak	47.80	5.11	52.91	74.00	-21.09
12185.00	Average	38.81	5.11	43.93	54.00	-10.07

Remark:

1. Measuring frequencies from 1 GHz to the 10th harmonic of highest fundamental frequency.

This document cannot be reproduced except in full, without prior written approval of the Company. 本報告未經本公司書面許可，不可部份複製。

Test Mode	IEEE 802.11n HT20 Mid CH	Temp/Hum	26.0(℃)/ 59%RH
Test Item	Harmonic	Test Date	June 1, 2023
Polarize	Horizontal	Test Engineer	Czerny Lin
Detector	Peak / Average		

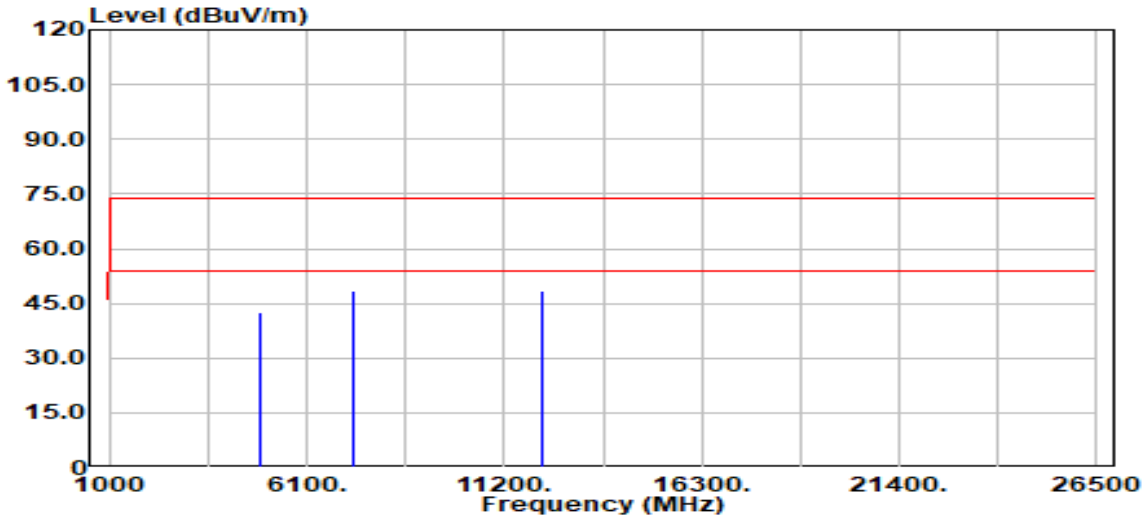

Freq. (MHz)	Detector Mode (PK/QP/AV)	Spectrum Reading Level (dBμV)	Factor (dB)	Actual FS (dBμV/m)	Limit @3m (dBμV/m)	Margin (dB)
4874.00	Peak	42.19	0.47	42.66	74.00	-31.34
4874.00	Average	31.81	0.47	32.29	54.00	-21.71
7311.00	Peak	42.94	5.49	48.43	74.00	-25.57
7311.00	Average	35.21	5.49	40.70	54.00	-13.30
12185.00	Peak	43.51	5.11	48.62	74.00	-25.38
12185.00	Average	35.44	5.11	40.55	54.00	-13.45

Remark:

1. Measuring frequencies from 1 GHz to the 10th harmonic of highest fundamental frequency.

This document cannot be reproduced except in full, without prior written approval of the Company. 本報告未經本公司書面許可，不可部份複製。

Test Mode	IEEE 802.11n HT20 High CH	Temp/Hum	26.0(℃)/ 59%RH
Test Item	Harmonic	Test Date	June 1, 2023
Polarize	Vertical	Test Engineer	Czerny Lin
Detector	Peak / Average		

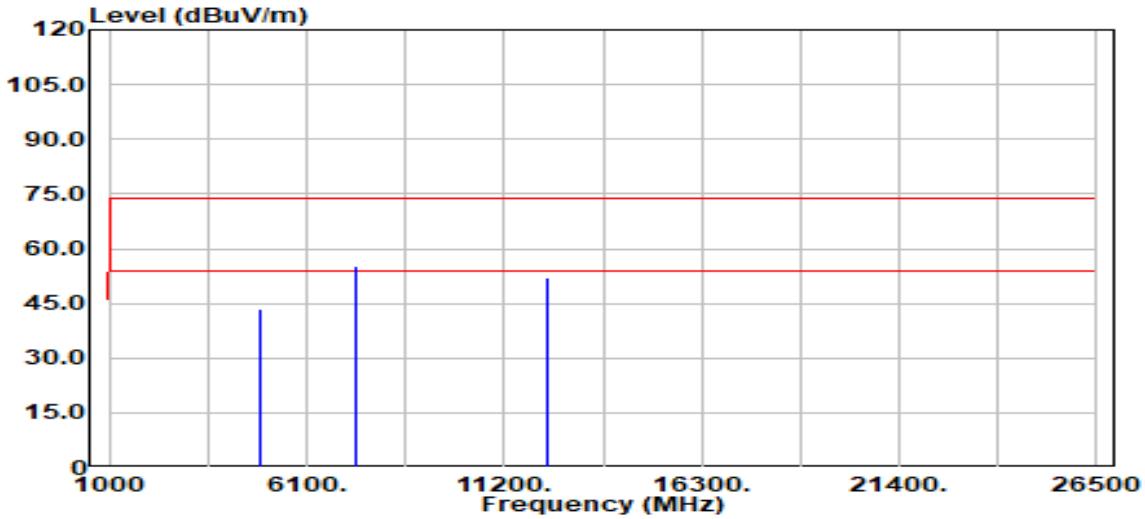

Freq. (MHz)	Detector Mode (PK/QP/AV)	Spectrum Reading Level (dBμV)	Factor (dB)	Actual FS (dBμV/m)	Limit @3m (dBμV/m)	Margin (dB)
4924.00	Peak	42.76	0.56	43.32	74.00	-30.68
4924.00	Average	33.12	0.56	33.68	54.00	-20.32
7386.00	Peak	49.55	5.63	55.18	74.00	-18.82
7386.00	Average	40.93	5.63	46.55	54.00	-7.45
12310.00	Peak	47.07	4.97	52.04	74.00	-21.96
12310.00	Average	39.59	4.97	44.56	54.00	-9.44

Remark:

1. Measuring frequencies from 1 GHz to the 10th harmonic of highest fundamental frequency.

This document cannot be reproduced except in full, without prior written approval of the Company. 本報告未經本公司書面許可，不可部份複製。

Test Mode	IEEE 802.11n HT20 High CH	Temp/Hum	26.0(℃)/ 59%RH
Test Item	Harmonic	Test Date	June 1, 2023
Polarize	Horizontal	Test Engineer	Czerny Lin
Detector	Peak / Average		

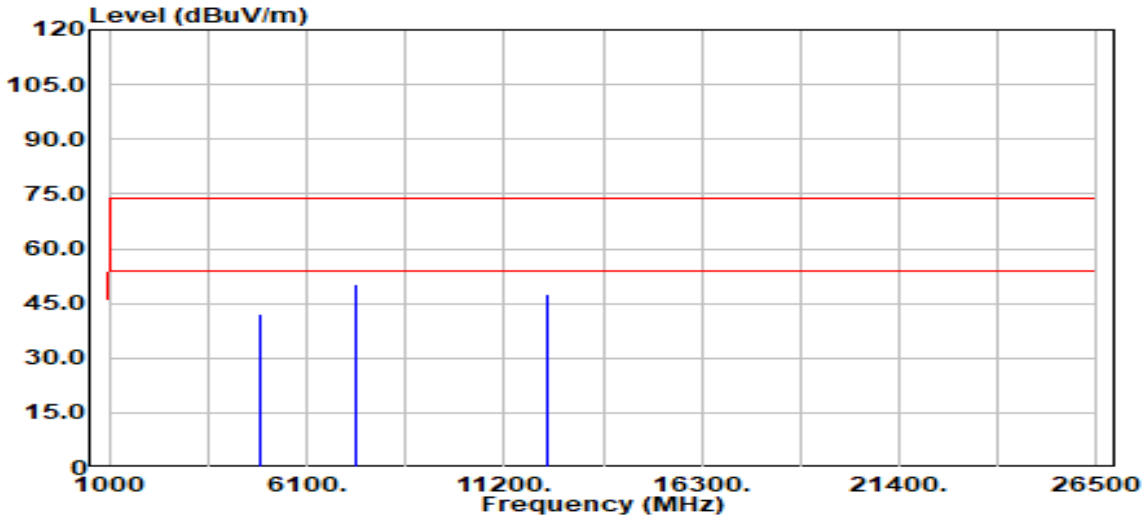

Freq. (MHz)	Detector Mode (PK/QP/AV)	Spectrum Reading Level (dBμV)	Factor (dB)	Actual FS (dBμV/m)	Limit @3m (dBμV/m)	Margin (dB)
4924.00	Peak	41.50	0.56	42.06	74.00	-31.94
4924.00	Average	31.89	0.56	32.45	54.00	-21.55
7386.00	Peak	44.81	5.63	50.43	74.00	-23.57
7386.00	Average	36.32	5.63	41.94	54.00	-12.06
12310.00	Peak	42.73	4.97	47.70	74.00	-26.30
12310.00	Average	35.81	4.97	40.77	54.00	-13.23

Remark:

1. Measuring frequencies from 1 GHz to the 10th harmonic of highest fundamental frequency.

This document cannot be reproduced except in full, without prior written approval of the Company. 本報告未經本公司書面許可，不可部份複製。

Test Mode	IEEE 802.11n HT40 Low CH	Temp/Hum	26.0(℃)/ 59%RH
Test Item	Harmonic	Test Date	June 1, 2023
Polarize	Vertical	Test Engineer	Czerny Lin
Detector	Peak / Average		

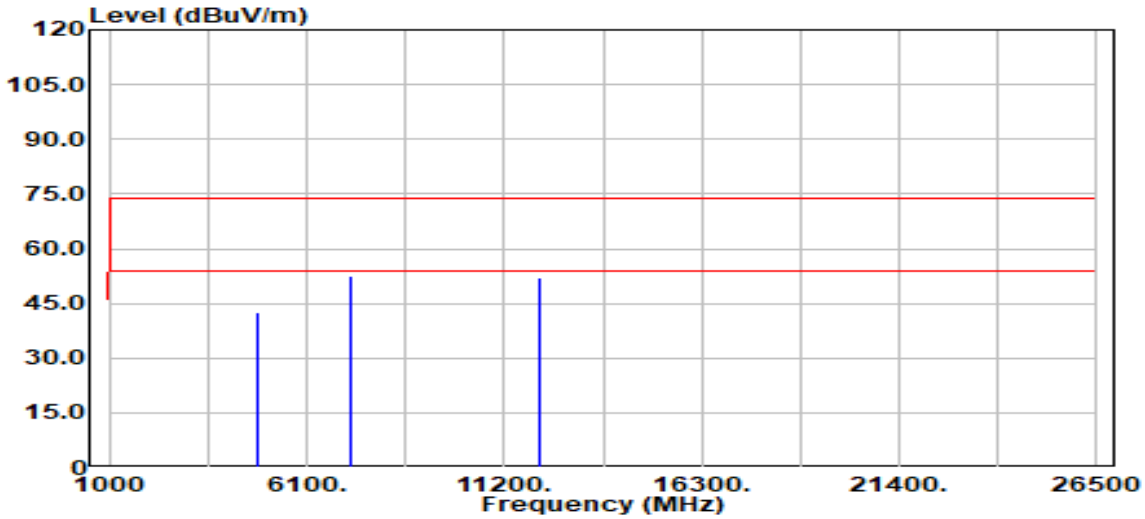

Freq. (MHz)	Detector Mode (PK/QP/AV)	Spectrum Reading Level (dBμV)	Factor (dB)	Actual FS (dBμV/m)	Limit @3m (dBμV/m)	Margin (dB)
4844.00	Peak	42.24	0.42	42.66	74.00	-31.34
4844.00	Average	33.19	0.42	33.62	54.00	-20.38
7266.00	Peak	47.26	5.42	52.68	74.00	-21.32
7266.00	Average	38.20	5.42	43.62	54.00	-10.38
12110.00	Peak	46.85	5.22	52.08	74.00	-21.92
12110.00	Average	37.41	5.22	42.63	54.00	-11.37

Remark:

1. Measuring frequencies from 1 GHz to the 10th harmonic of highest fundamental frequency.

This document cannot be reproduced except in full, without prior written approval of the Company. 本報告未經本公司書面許可，不可部份複製。

Test Mode	IEEE 802.11n HT40 Low CH	Temp/Hum	26.0(℃)/ 59%RH
Test Item	Harmonic	Test Date	June 1, 2023
Polarize	Horizontal	Test Engineer	Czerny Lin
Detector	Peak / Average		

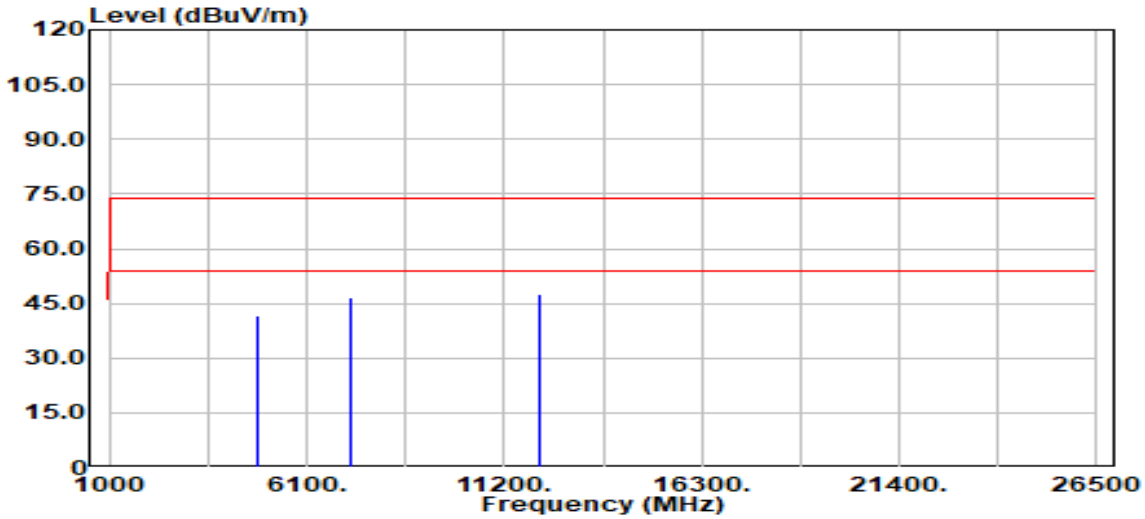

Freq. (MHz)	Detector Mode (PK/QP/AV)	Spectrum Reading Level (dBμV)	Factor (dB)	Actual FS (dBμV/m)	Limit @3m (dBμV/m)	Margin (dB)
4844.00	Peak	41.02	0.42	41.44	74.00	-32.56
4844.00	Average	32.63	0.42	33.05	54.00	-20.95
7266.00	Peak	41.28	5.42	46.69	74.00	-27.31
7266.00	Average	34.21	5.42	39.63	54.00	-14.37
12110.00	Peak	42.54	5.22	47.76	74.00	-26.24
12110.00	Average	34.70	5.22	39.92	54.00	-14.08

Remark:

1. Measuring frequencies from 1 GHz to the 10th harmonic of highest fundamental frequency.

This document cannot be reproduced except in full, without prior written approval of the Company. 本報告未經本公司書面許可，不可部份複製。

Test Mode	IEEE 802.11n HT40 Mid CH	Temp/Hum	26.0(℃)/ 59%RH
Test Item	Harmonic	Test Date	June 1, 2023
Polarize	Vertical	Test Engineer	Czerny Lin
Detector	Peak / Average		

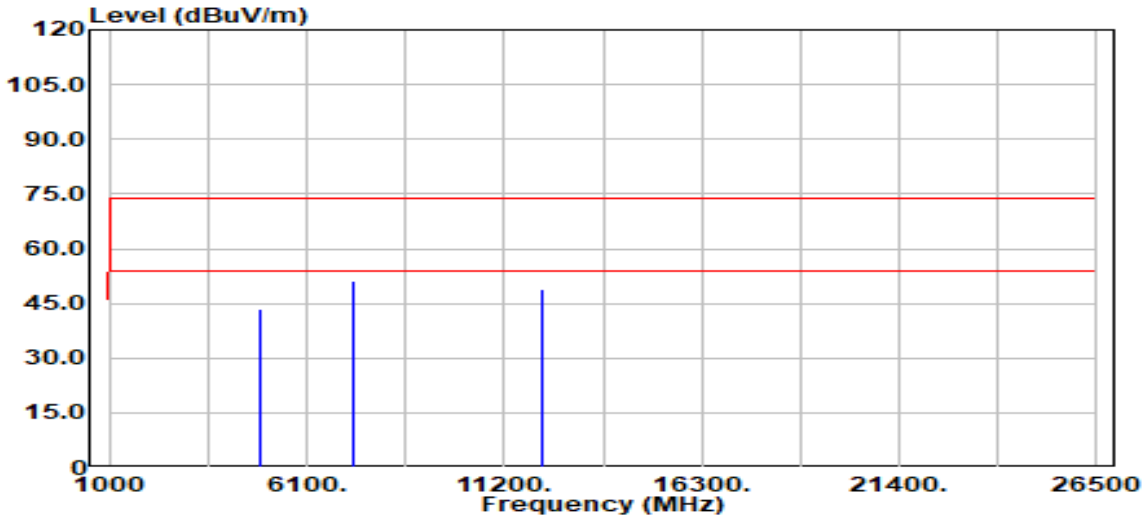

Freq. (MHz)	Detector Mode (PK/QP/AV)	Spectrum Reading Level (dBμV)	Factor (dB)	Actual FS (dBμV/m)	Limit @3m (dBμV/m)	Margin (dB)
4874.00	Peak	43.19	0.47	43.66	74.00	-30.34
4874.00	Average	32.77	0.47	33.24	54.00	-20.76
7311.00	Peak	45.66	5.49	51.15	74.00	-22.85
7311.00	Average	37.83	5.49	43.32	54.00	-10.68
12185.00	Peak	44.01	5.11	49.12	74.00	-24.88
12185.00	Average	37.68	5.11	42.79	54.00	-11.21

Remark:

1. Measuring frequencies from 1 GHz to the 10th harmonic of highest fundamental frequency.

This document cannot be reproduced except in full, without prior written approval of the Company. 本報告未經本公司書面許可，不可部份複製。

Test Mode	IEEE 802.11n HT40 Mid CH	Temp/Hum	26.0(℃)/ 59%RH
Test Item	Harmonic	Test Date	June 1, 2023
Polarize	Horizontal	Test Engineer	Czerny Lin
Detector	Peak / Average		

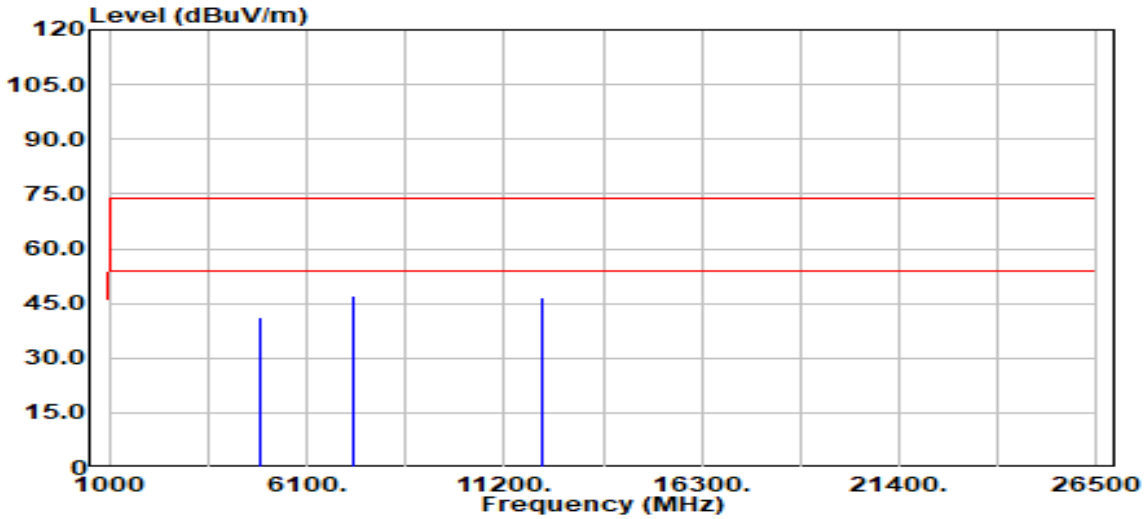

Freq. (MHz)	Detector Mode (PK/QP/AV)	Spectrum Reading Level (dBμV)	Factor (dB)	Actual FS (dBμV/m)	Limit @3m (dBμV/m)	Margin (dB)
4874.00	Peak	40.93	0.47	41.40	74.00	-32.60
4874.00	Average	32.36	0.47	32.83	54.00	-21.17
7311.00	Peak	41.73	5.49	47.22	74.00	-26.78
7311.00	Average	34.23	5.49	39.72	54.00	-14.28
12185.00	Peak	41.63	5.11	46.74	74.00	-27.26
12185.00	Average	34.67	5.11	39.78	54.00	-14.22

Remark:

1. Measuring frequencies from 1 GHz to the 10th harmonic of highest fundamental frequency.

This document cannot be reproduced except in full, without prior written approval of the Company. 本報告未經本公司書面許可，不可部份複製。

Test Mode	IEEE 802.11n HT40 High CH	Temp/Hum	26.0(℃)/ 59%RH
Test Item	Harmonic	Test Date	June 1, 2023
Polarize	Vertical	Test Engineer	Czerny Lin
Detector	Peak / Average		

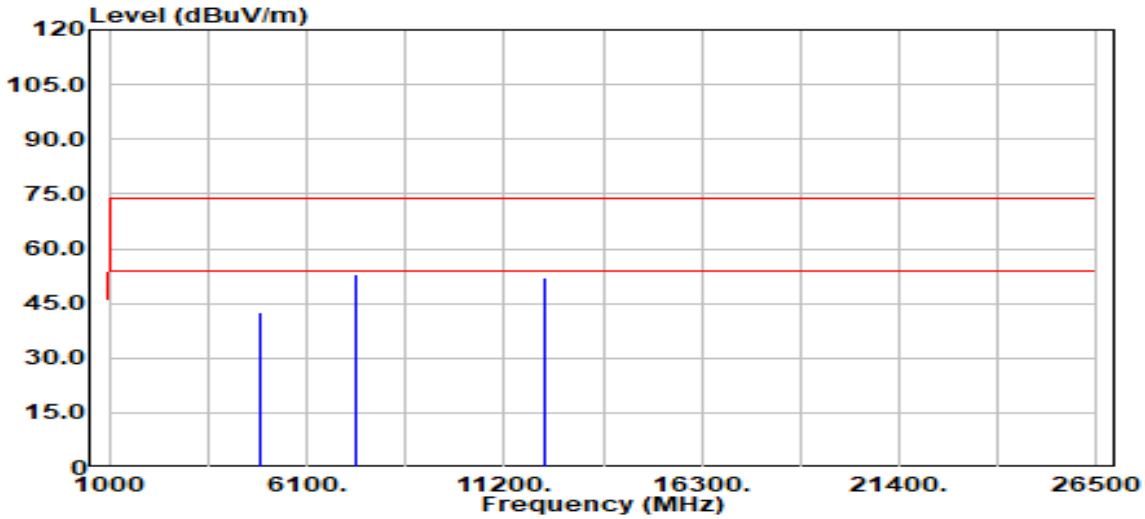

Freq. (MHz)	Detector Mode (PK/QP/AV)	Spectrum Reading Level (dBμV)	Factor (dB)	Actual FS (dBμV/m)	Limit @3m (dBμV/m)	Margin (dB)
4904.00	Peak	42.16	0.53	42.68	74.00	-31.32
4904.00	Average	33.08	0.53	33.60	54.00	-20.40
7356.00	Peak	47.61	5.49	53.09	74.00	-20.91
7356.00	Average	38.66	5.49	44.14	54.00	-9.86
12260.00	Peak	46.91	4.96	51.86	74.00	-22.14
12260.00	Average	38.03	4.96	42.99	54.00	-11.01

Remark:

1. Measuring frequencies from 1 GHz to the 10th harmonic of highest fundamental frequency.

This document cannot be reproduced except in full, without prior written approval of the Company. 本報告未經本公司書面許可，不可部份複製。

Test Mode	IEEE 802.11n HT40 High CH	Temp/Hum	26.0(℃)/ 59%RH
Test Item	Harmonic	Test Date	June 1, 2023
Polarize	Horizontal	Test Engineer	Czerny Lin
Detector	Peak / Average		

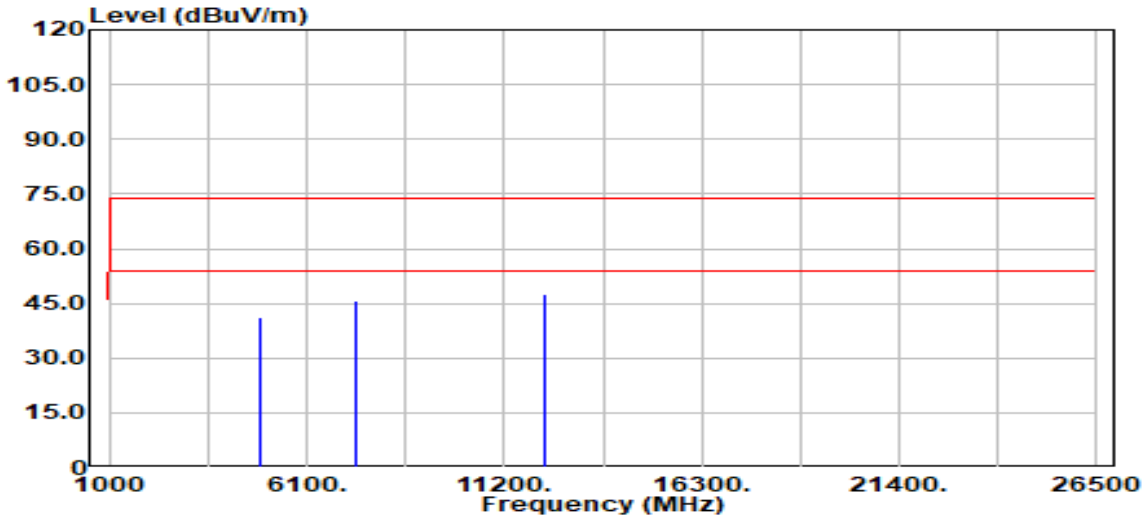

Freq. (MHz)	Detector Mode (PK/QP/AV)	Spectrum Reading Level (dBμV)	Factor (dB)	Actual FS (dBμV/m)	Limit @3m (dBμV/m)	Margin (dB)
4904.00	Peak	40.54	0.53	41.07	74.00	-32.93
4904.00	Average	32.40	0.53	32.93	54.00	-21.07
7356.00	Peak	40.32	5.49	45.81	74.00	-28.19
7356.00	Average	34.18	5.49	39.67	54.00	-14.33
12260.00	Peak	42.59	4.96	47.55	74.00	-26.45
12260.00	Average	34.97	4.96	39.93	54.00	-14.07

Remark:

1. Measuring frequencies from 1 GHz to the 10th harmonic of highest fundamental frequency.

This document cannot be reproduced except in full, without prior written approval of the Company. 本報告未經本公司書面許可，不可部份複製。

Above 1G Test Data
Test Mode: Mode 2 (PIFA Antenna)

Test Mode	IEEE 802.11b Low CH	Temp/Hum	26.5(℃)/ 60%RH
Test Item	Harmonic	Test Date	June 6, 2023
Polarize	Vertical	Test Engineer	Czerny Lin
Detector	Peak / Average		

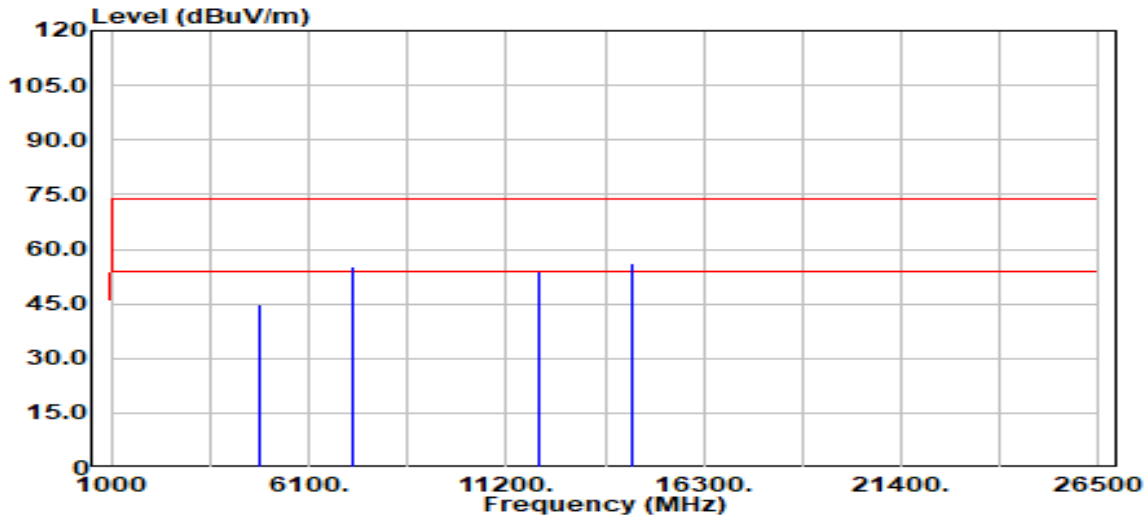

Freq. (MHz)	Detector Mode (PK/QP/AV)	Spectrum Reading Level (dBμV)	Factor (dB)	Actual FS (dBμV/m)	Limit @3m (dBμV/m)	Margin (dB)
4824.00	Peak	44.30	0.40	44.71	74.00	-29.30
4824.00	Average	38.39	0.40	38.79	54.00	-15.21
7236.00	Peak	49.74	5.36	55.11	74.00	-18.89
7236.00	Average	43.97	5.36	49.33	54.00	-4.67
12060.00	Peak	48.81	5.14	53.95	74.00	-20.05
12060.00	Average	42.63	5.14	47.76	54.00	-6.24
14472.00	Peak	49.57	6.43	56.01	74.00	-17.99
14472.00	Average	44.67	6.43	51.11	54.00	-2.89

Remark:
1. Measuring frequencies from 1 GHz to the 10th harmonic of highest fundamental frequency.

This document cannot be reproduced except in full, without prior written approval of the Company. 本報告未經本公司書面許可，不可部份複製。

Test Mode	IEEE 802.11b Low CH	Temp/Hum	26.5(℃)/ 60%RH
Test Item	Harmonic	Test Date	June 6, 2023
Polarize	Horizontal	Test Engineer	Czerny Lin
Detector	Peak / Average		

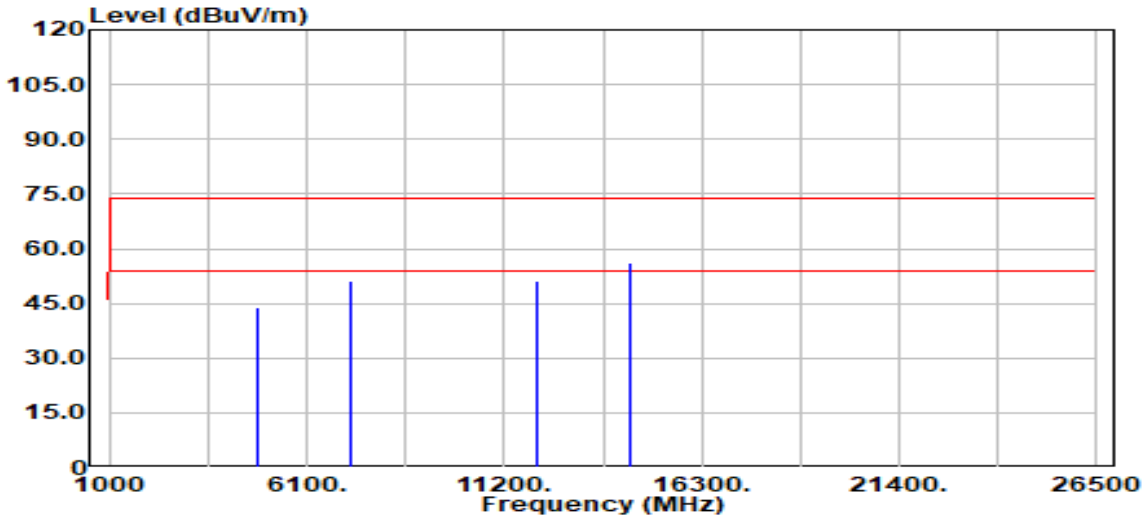

Freq. (MHz)	Detector Mode (PK/QP/AV)	Spectrum Reading Level (dBμV)	Factor (dB)	Actual FS (dBμV/m)	Limit @3m (dBμV/m)	Margin (dB)
4824.00	Peak	43.50	0.40	43.91	74.00	-30.09
4824.00	Average	36.95	0.40	37.35	54.00	-16.65
7236.00	Peak	45.65	5.36	51.02	74.00	-22.98
7236.00	Average	38.88	5.36	44.24	54.00	-9.76
12060.00	Peak	45.89	5.14	51.03	74.00	-22.97
12060.00	Average	37.11	5.14	42.25	54.00	-11.75
14472.00	Peak	49.64	6.43	56.08	74.00	-17.92
14472.00	Average	46.37	6.43	52.80	54.00	-1.20

Remark:

1. Measuring frequencies from 1 GHz to the 10th harmonic of highest fundamental frequency.

This document cannot be reproduced except in full, without prior written approval of the Company. 本報告未經本公司書面許可，不可部份複製。

Test Mode	IEEE 802.11b Mid CH	Temp/Hum	26.5(℃)/ 60%RH
Test Item	Harmonic	Test Date	June 6, 2023
Polarize	Vertical	Test Engineer	Czerny Lin
Detector	Peak / Average		

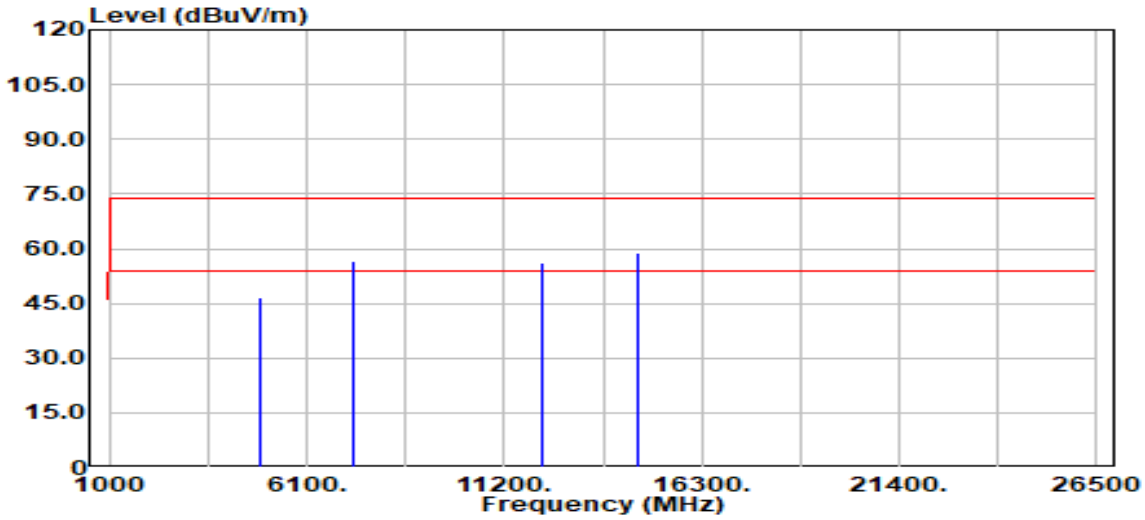

Freq. (MHz)	Detector Mode (PK/QP/AV)	Spectrum Reading Level (dBμV)	Factor (dB)	Actual FS (dBμV/m)	Limit @3m (dBμV/m)	Margin (dB)
4874.00	Peak	46.05	0.47	46.52	74.00	-27.48
4874.00	Average	41.93	0.47	42.41	54.00	-11.59
7311.00	Peak	51.07	5.49	56.56	74.00	-17.44
7311.00	Average	46.71	5.49	52.20	54.00	-1.80
12185.00	Peak	50.86	5.11	55.97	74.00	-18.03
12185.00	Average	46.43	5.11	51.55	54.00	-2.45
14622.00	Peak	51.94	6.91	58.85	84.85	-26.00
14622.00	Average	49.00	6.91	55.91	81.96	-26.05

Remark:

1. Measuring frequencies from 1 GHz to the 10th harmonic of highest fundamental frequency.

This document cannot be reproduced except in full, without prior written approval of the Company. 本報告未經本公司書面許可，不可部份複製。

Test Mode	IEEE 802.11b Mid CH	Temp/Hum	26.5(℃)/ 60%RH
Test Item	Harmonic	Test Date	June 6, 2023
Polarize	Horizontal	Test Engineer	Czerny Lin
Detector	Peak / Average		

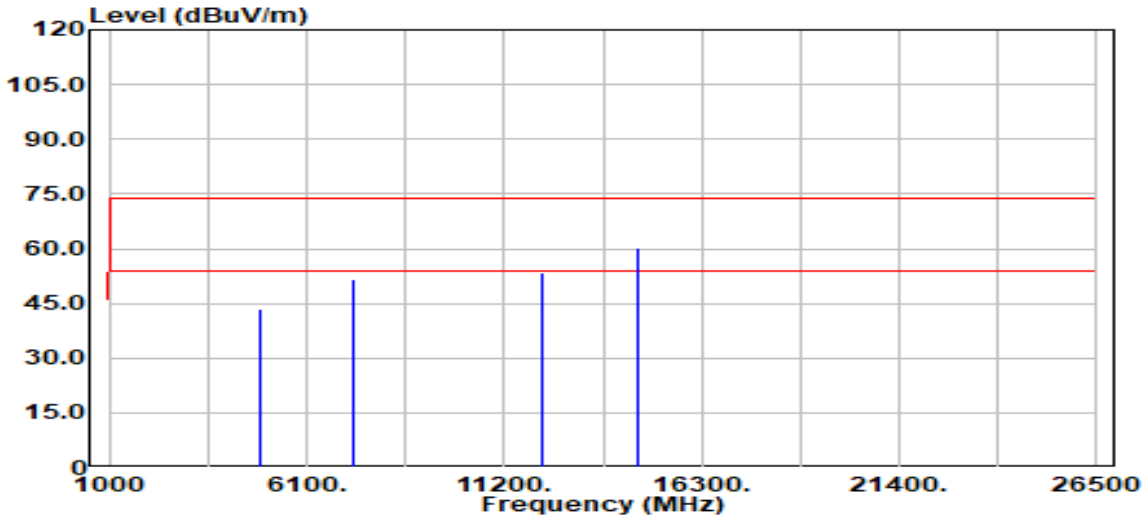

Freq. (MHz)	Detector Mode (PK/QP/AV)	Spectrum Reading Level (dBµV)	Factor (dB)	Actual FS (dBµV/m)	Limit @3m (dBµV/m)	Margin (dB)
4874.00	Peak	42.79	0.47	43.27	74.00	-30.73
4874.00	Average	34.77	0.47	35.24	54.00	-18.76
7311.00	Peak	46.18	5.49	51.68	74.00	-22.32
7311.00	Average	41.05	5.49	46.54	54.00	-7.46
12185.00	Peak	48.32	5.11	53.44	74.00	-20.56
12185.00	Average	43.33	5.11	48.44	54.00	-5.56
14622.00	Peak	53.52	6.91	60.43	79.87	-19.44
14622.00	Average	51.39	6.91	58.30	76.86	-18.56

Remark:

1. Measuring frequencies from 1 GHz to the 10th harmonic of highest fundamental frequency.

This document cannot be reproduced except in full, without prior written approval of the Company. 本報告未經本公司書面許可，不可部份複製。

Test Mode	IEEE 802.11b High CH	Temp/Hum	26.5(℃)/ 60%RH
Test Item	Harmonic	Test Date	June 7, 2023
Polarize	Vertical	Test Engineer	Czerny Lin
Detector	Peak / Average		

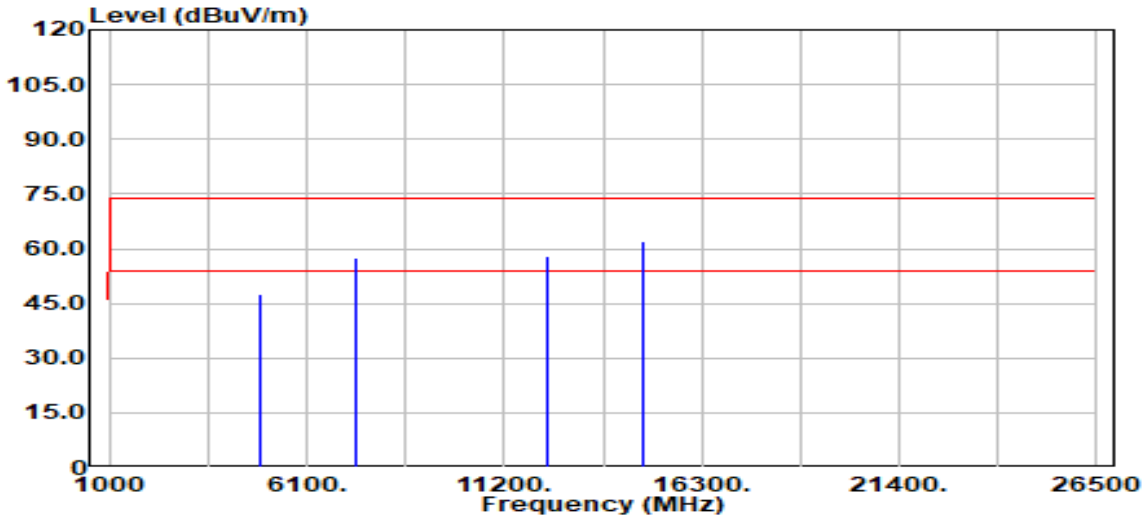

Freq. (MHz)	Detector Mode (PK/QP/AV)	Spectrum Reading Level (dBµV)	Factor (dB)	Actual FS (dBµV/m)	Limit @3m (dBµV/m)	Margin (dB)
4924.00	Peak	47.04	0.56	47.60	74.00	-26.40
4924.00	Average	42.70	0.56	43.26	54.00	-10.74
7386.00	Peak	51.96	5.63	57.59	74.00	-16.41
7386.00	Average	47.40	5.63	53.03	54.00	-0.97
12310.00	Peak	53.03	4.97	58.00	74.00	-16.00
12310.00	Average	47.41	4.97	52.38	54.00	-1.62
14772.00	Peak	54.88	7.03	61.91	83.84	-21.93
14772.00	Average	49.21	7.03	56.24	79.99	-23.75

Remark:

1. Measuring frequencies from 1 GHz to the 10th harmonic of highest fundamental frequency.

This document cannot be reproduced except in full, without prior written approval of the Company. 本報告未經本公司書面許可，不可部份複製。

Test Mode	IEEE 802.11b High CH	Temp/Hum	26.5(℃)/ 60%RH
Test Item	Harmonic	Test Date	June 7, 2023
Polarize	Horizontal	Test Engineer	Czerny Lin
Detector	Peak / Average		

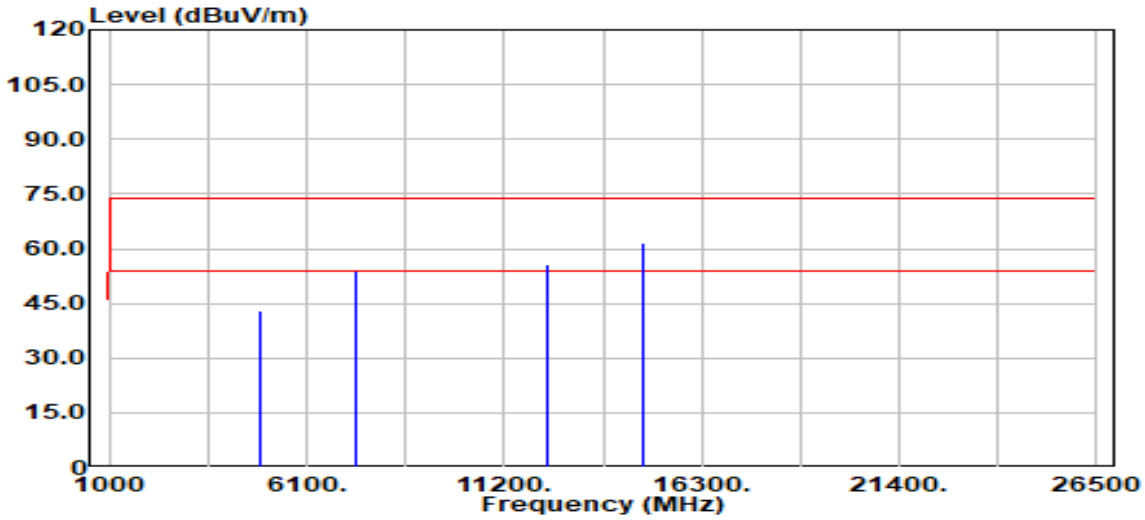

Freq. (MHz)	Detector Mode (PK/QP/AV)	Spectrum Reading Level (dBµV)	Factor (dB)	Actual FS (dBµV/m)	Limit @3m (dBµV/m)	Margin (dB)
4924.00	Peak	42.36	0.56	42.92	74.00	-31.08
4924.00	Average	36.88	0.56	37.44	54.00	-16.56
7386.00	Peak	48.09	5.63	53.71	74.00	-20.29
7386.00	Average	41.99	5.63	47.62	54.00	-6.38
12310.00	Peak	50.51	4.97	55.48	74.00	-18.52
12310.00	Average	44.39	4.97	49.36	54.00	-4.64
14772.00	Peak	54.72	7.03	61.75	80.02	-18.27
14772.00	Average	52.18	7.03	59.21	77.23	-18.02

Remark:

1. Measuring frequencies from 1 GHz to the 10th harmonic of highest fundamental frequency.

This document cannot be reproduced except in full, without prior written approval of the Company. 本報告未經本公司書面許可，不可部份複製。

Test Mode	IEEE 802.11g Low CH	Temp/Hum	26.5(℃)/ 60%RH
Test Item	Harmonic	Test Date	June 7, 2023
Polarize	Vertical	Test Engineer	Czerny Lin
Detector	Peak / Average		

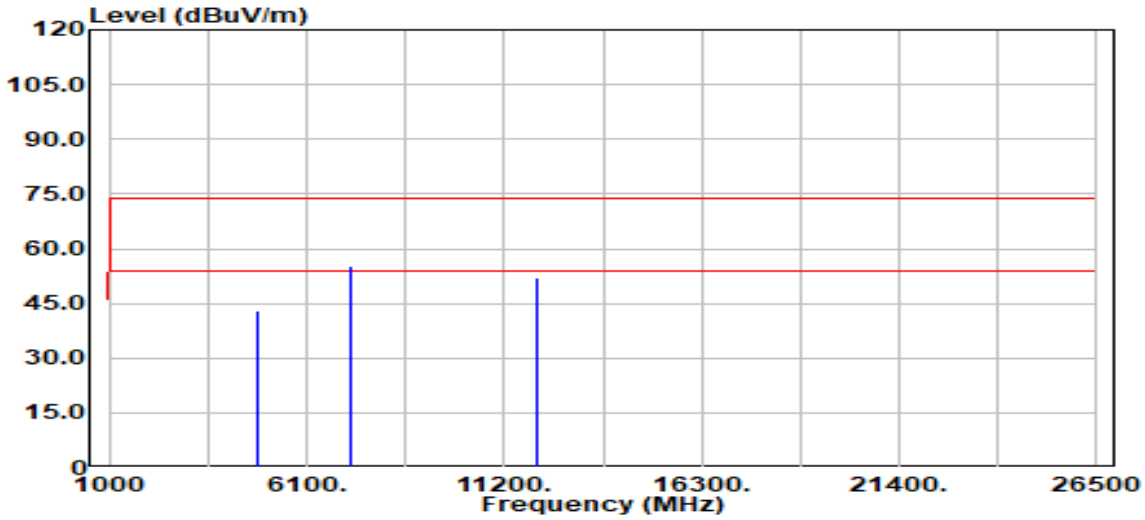

Freq. (MHz)	Detector Mode (PK/QP/AV)	Spectrum Reading Level (dBμV)	Factor (dB)	Actual FS (dBμV/m)	Limit @3m (dBμV/m)	Margin (dB)
4824.00	Peak	42.49	0.40	42.90	74.00	-31.10
4824.00	Average	33.48	0.40	33.89	54.00	-20.11
7236.00	Peak	49.98	5.36	55.35	74.00	-18.65
7236.00	Average	41.03	5.36	46.39	54.00	-7.61
12060.00	Peak	47.03	5.14	52.17	74.00	-21.83
12060.00	Average	40.41	5.14	45.55	54.00	-8.45

Remark:

1. Measuring frequencies from 1 GHz to the 10th harmonic of highest fundamental frequency.

This document cannot be reproduced except in full, without prior written approval of the Company. 本報告未經本公司書面許可，不可部份複製。

Test Mode	IEEE 802.11g Low CH	Temp/Hum	26.5(℃)/ 60%RH
Test Item	Harmonic	Test Date	June 7, 2023
Polarize	Horizontal	Test Engineer	Czerny Lin
Detector	Peak / Average		

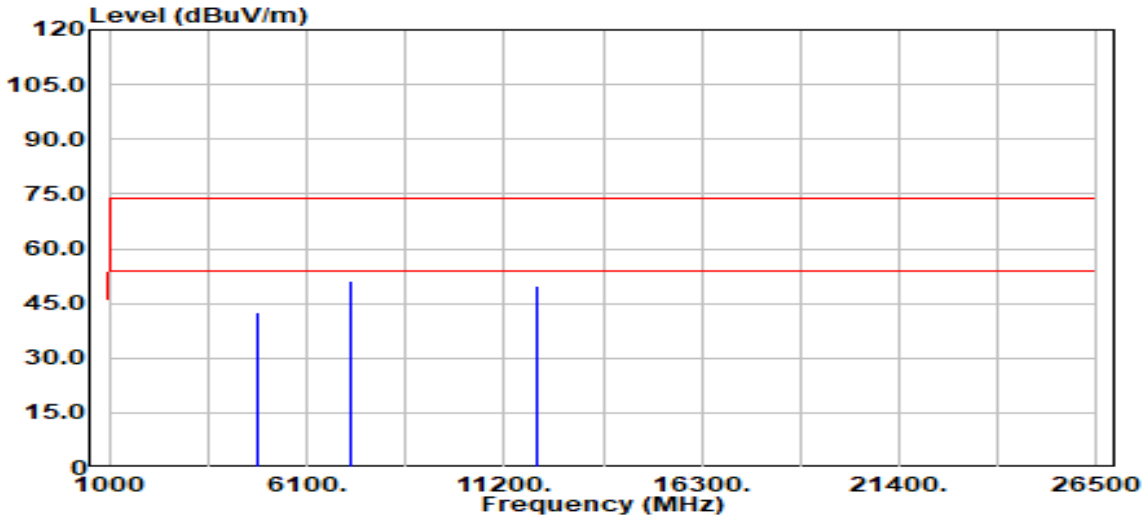

Freq. (MHz)	Detector Mode (PK/QP/AV)	Spectrum Reading Level (dBμV)	Factor (dB)	Actual FS (dBμV/m)	Limit @3m (dBμV/m)	Margin (dB)
4824.00	Peak	42.31	0.40	42.71	74.00	-31.29
4824.00	Average	34.44	0.40	34.84	54.00	-19.16
7236.00	Peak	45.69	5.36	51.06	74.00	-22.94
7236.00	Average	37.42	5.36	42.79	54.00	-11.21
12060.00	Peak	44.47	5.14	49.61	74.00	-24.39
12060.00	Average	37.49	5.14	42.62	54.00	-11.38

Remark:

1. Measuring frequencies from 1 GHz to the 10th harmonic of highest fundamental frequency.

This document cannot be reproduced except in full, without prior written approval of the Company. 本報告未經本公司書面許可，不可部份複製。

Test Mode	IEEE 802.11g Mid CH	Temp/Hum	26.5(℃)/ 60%RH
Test Item	Harmonic	Test Date	June 7, 2023
Polarize	Vertical	Test Engineer	Czerny Lin
Detector	Peak / Average		

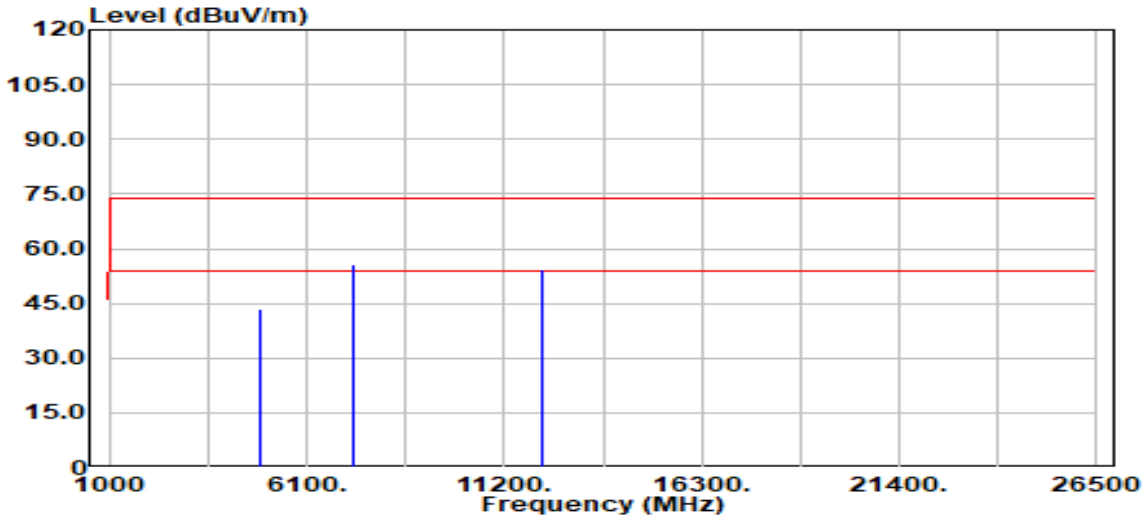

Freq. (MHz)	Detector Mode (PK/QP/AV)	Spectrum Reading Level (dBμV)	Factor (dB)	Actual FS (dBμV/m)	Limit @3m (dBμV/m)	Margin (dB)
4874.00	Peak	42.79	0.47	43.26	74.00	-30.74
4874.00	Average	31.93	0.47	32.40	54.00	-21.60
7311.00	Peak	50.09	5.49	55.59	74.00	-18.41
7311.00	Average	41.59	5.49	47.08	54.00	-6.92
12185.00	Peak	49.43	5.11	54.54	74.00	-19.46
12185.00	Average	40.71	5.11	45.83	54.00	-8.17

Remark:

1. Measuring frequencies from 1 GHz to the 10th harmonic of highest fundamental frequency.

This document cannot be reproduced except in full, without prior written approval of the Company. 本報告未經本公司書面許可，不可部份複製。

Test Mode	IEEE 802.11g Mid CH	Temp/Hum	26.5(℃)/ 60%RH
Test Item	Harmonic	Test Date	June 7, 2023
Polarize	Horizontal	Test Engineer	Czerny Lin
Detector	Peak / Average		

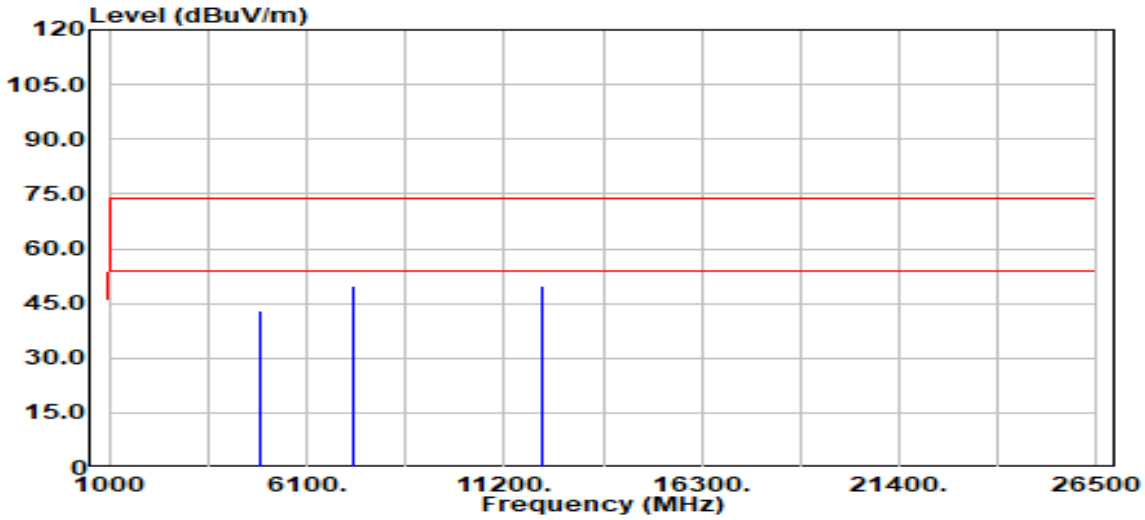

Freq. (MHz)	Detector Mode (PK/QP/AV)	Spectrum Reading Level (dBμV)	Factor (dB)	Actual FS (dBμV/m)	Limit @3m (dBμV/m)	Margin (dB)
4874.00	Peak	42.74	0.47	43.21	74.00	-30.79
4874.00	Average	31.96	0.47	32.43	54.00	-21.57
7311.00	Peak	44.35	5.49	49.84	74.00	-24.16
7311.00	Average	36.67	5.49	42.16	54.00	-11.84
12185.00	Peak	44.86	5.11	49.98	74.00	-24.02
12185.00	Average	35.44	5.11	40.55	54.00	-13.45

Remark:

1. Measuring frequencies from 1 GHz to the 10th harmonic of highest fundamental frequency.

This document cannot be reproduced except in full, without prior written approval of the Company. 本報告未經本公司書面許可，不可部份複製。

Test Mode	IEEE 802.11g High CH	Temp/Hum	26.5(℃)/ 60%RH
Test Item	Harmonic	Test Date	June 7, 2023
Polarize	Vertical	Test Engineer	Czerny Lin
Detector	Peak / Average		

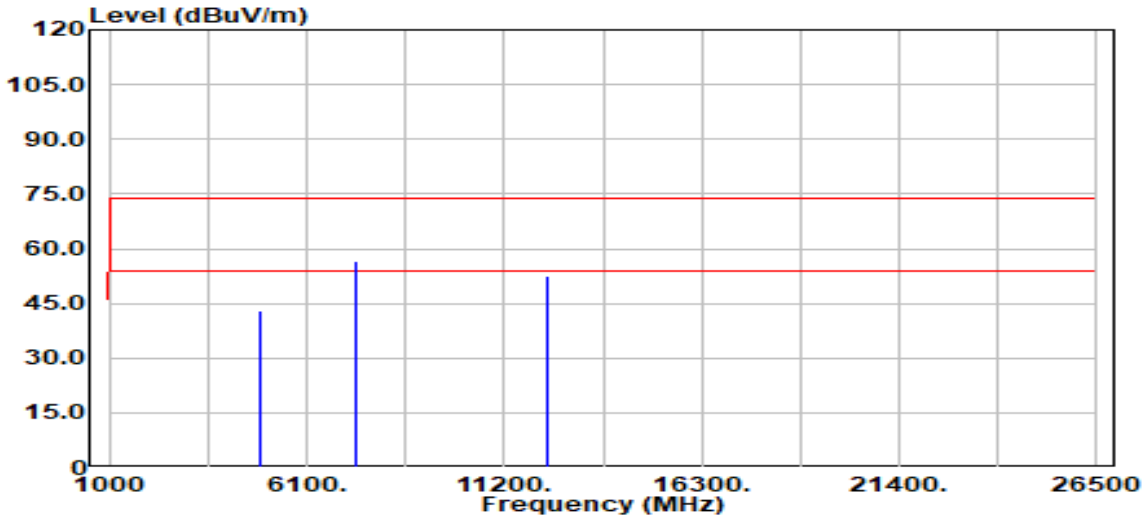

Freq. (MHz)	Detector Mode (PK/QP/AV)	Spectrum Reading Level (dBμV)	Factor (dB)	Actual FS (dBμV/m)	Limit @3m (dBμV/m)	Margin (dB)
4924.00	Peak	42.48	0.56	43.04	74.00	-30.96
4924.00	Average	32.27	0.56	32.83	54.00	-21.17
7386.00	Peak	51.11	5.63	56.74	74.00	-17.26
7386.00	Average	42.62	5.63	48.25	54.00	-5.75
12310.00	Peak	47.67	4.97	52.64	74.00	-21.36
12310.00	Average	41.00	4.97	45.97	54.00	-8.03

Remark:

1. Measuring frequencies from 1 GHz to the 10th harmonic of highest fundamental frequency.

This document cannot be reproduced except in full, without prior written approval of the Company. 本報告未經本公司書面許可，不可部份複製。

Test Mode	IEEE 802.11g High CH	Temp/Hum	26.5(℃)/ 60%RH
Test Item	Harmonic	Test Date	June 7, 2023
Polarize	Horizontal	Test Engineer	Czerny Lin
Detector	Peak / Average		

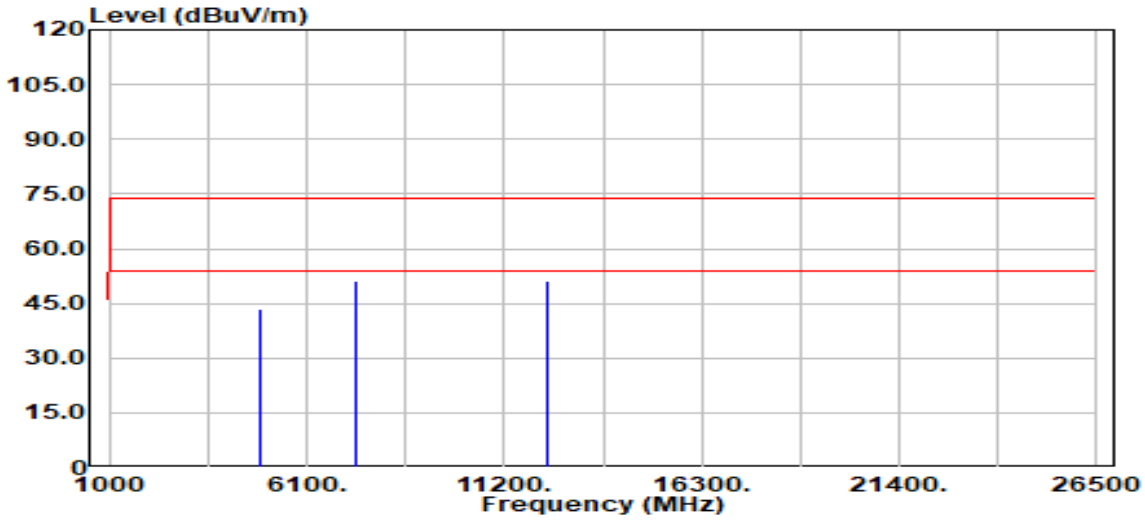

Freq. (MHz)	Detector Mode (PK/QP/AV)	Spectrum Reading Level (dBμV)	Factor (dB)	Actual FS (dBμV/m)	Limit @3m (dBμV/m)	Margin (dB)
4924.00	Peak	43.10	0.56	43.66	74.00	-30.34
4924.00	Average	31.43	0.56	31.99	54.00	-22.01
7386.00	Peak	45.43	5.63	51.05	74.00	-22.95
7386.00	Average	38.06	5.63	43.68	54.00	-10.32
12310.00	Peak	46.09	4.97	51.06	74.00	-22.94
12310.00	Average	39.88	4.97	44.84	54.00	-9.16

Remark:

1. Measuring frequencies from 1 GHz to the 10th harmonic of highest fundamental frequency.

This document cannot be reproduced except in full, without prior written approval of the Company. 本報告未經本公司書面許可，不可部份複製。

Test Mode	IEEE 802.11n HT20 Low CH	Temp/Hum	26.5(℃)/ 60%RH
Test Item	Harmonic	Test Date	June 7, 2023
Polarize	Vertical	Test Engineer	Czerny Lin
Detector	Peak / Average		

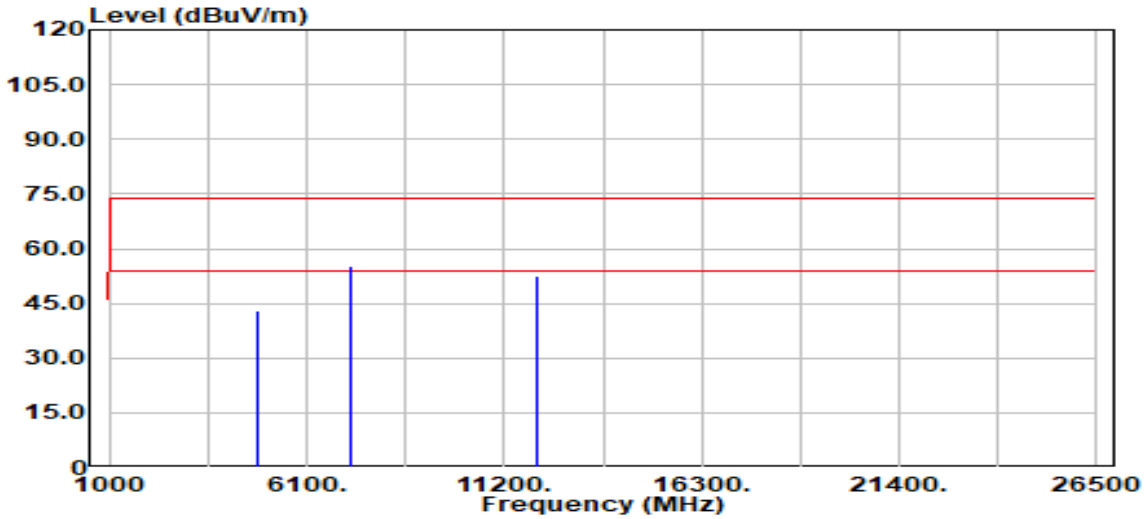

Freq. (MHz)	Detector Mode (PK/QP/AV)	Spectrum Reading Level (dBμV)	Factor (dB)	Actual FS (dBμV/m)	Limit @3m (dBμV/m)	Margin (dB)
4824.00	Peak	42.73	0.40	43.14	74.00	-30.86
4824.00	Average	33.54	0.40	33.94	54.00	-20.06
7236.00	Peak	49.72	5.36	55.08	74.00	-18.92
7236.00	Average	40.38	5.36	45.74	54.00	-8.26
12060.00	Peak	47.20	5.14	52.33	74.00	-21.67
12060.00	Average	36.31	5.14	41.45	54.00	-12.55

Remark:

1. Measuring frequencies from 1 GHz to the 10th harmonic of highest fundamental frequency.

This document cannot be reproduced except in full, without prior written approval of the Company. 本報告未經本公司書面許可，不可部份複製。

Test Mode	IEEE 802.11n HT20 Low CH	Temp/Hum	26.5(℃)/ 60%RH
Test Item	Harmonic	Test Date	June 7, 2023
Polarize	Horizontal	Test Engineer	Czerny Lin
Detector	Peak / Average		

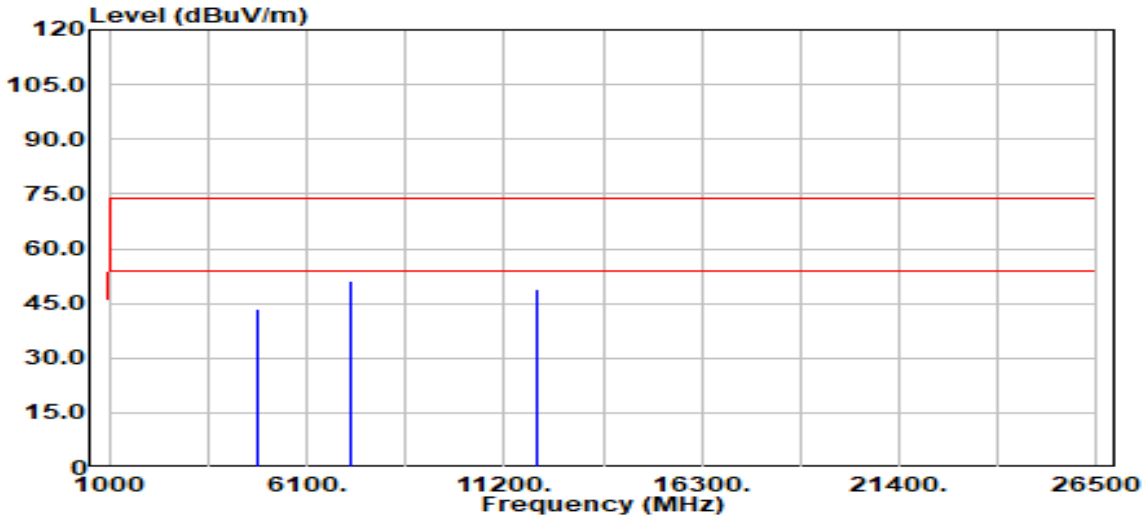

Freq. (MHz)	Detector Mode (PK/QP/AV)	Spectrum Reading Level (dBμV)	Factor (dB)	Actual FS (dBμV/m)	Limit @3m (dBμV/m)	Margin (dB)
4824.00	Peak	43.22	0.40	43.63	74.00	-30.37
4824.00	Average	32.21	0.40	32.61	54.00	-21.39
7236.00	Peak	45.65	5.36	51.01	74.00	-22.99
7236.00	Average	39.19	5.36	44.55	54.00	-9.45
12060.00	Peak	43.99	5.14	49.12	74.00	-24.88
12060.00	Average	36.97	5.14	42.11	54.00	-11.89

Remark:

1. Measuring frequencies from 1 GHz to the 10th harmonic of highest fundamental frequency.

This document cannot be reproduced except in full, without prior written approval of the Company. 本報告未經本公司書面許可，不可部份複製。

Test Mode	IEEE 802.11n HT20 Mid CH	Temp/Hum	26.5(℃)/ 60%RH
Test Item	Harmonic	Test Date	June 7, 2023
Polarize	Vertical	Test Engineer	Czerny Lin
Detector	Peak / Average		

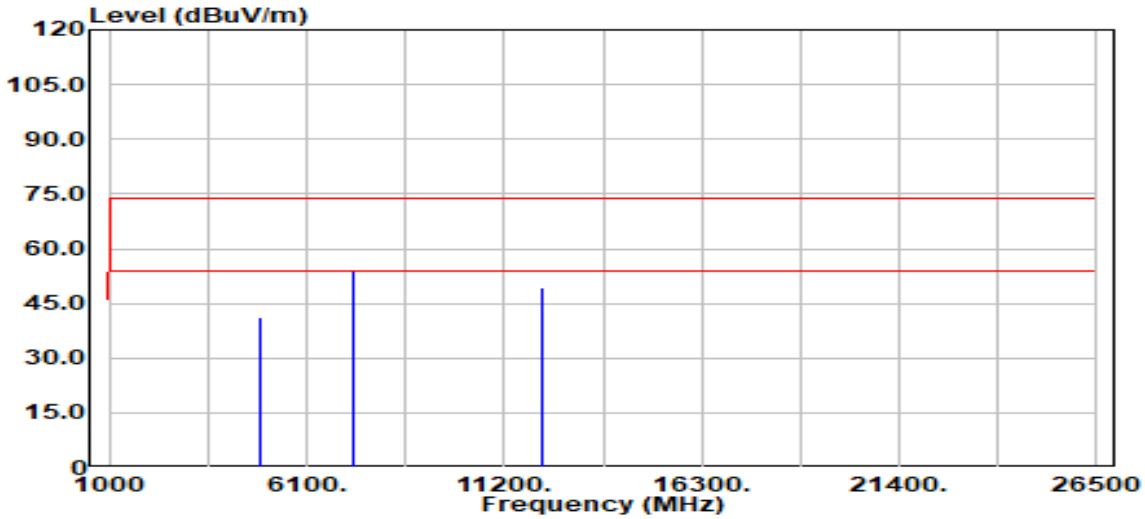

Freq. (MHz)	Detector Mode (PK/QP/AV)	Spectrum Reading Level (dBμV)	Factor (dB)	Actual FS (dBμV/m)	Limit @3m (dBμV/m)	Margin (dB)
4874.00	Peak	40.60	0.47	41.07	74.00	-32.93
4874.00	Average	32.83	0.47	33.30	54.00	-20.70
7311.00	Peak	48.33	5.49	53.82	74.00	-20.18
7311.00	Average	40.90	5.49	46.39	54.00	-7.61
12185.00	Peak	44.14	5.11	49.25	74.00	-24.75
12185.00	Average	37.86	5.11	42.97	54.00	-11.03

Remark:

1. Measuring frequencies from 1 GHz to the 10th harmonic of highest fundamental frequency.

This document cannot be reproduced except in full, without prior written approval of the Company. 本報告未經本公司書面許可，不可部份複製。

Test Mode	IEEE 802.11n HT20 Mid CH	Temp/Hum	26.5(℃)/ 60%RH
Test Item	Harmonic	Test Date	June 7, 2023
Polarize	Horizontal	Test Engineer	Czerny Lin
Detector	Peak / Average		

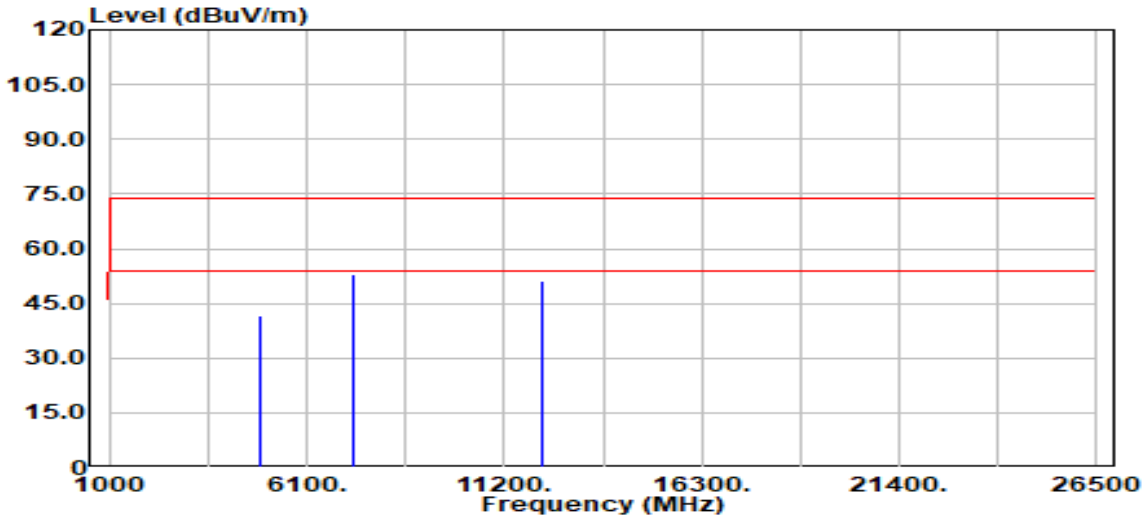

Freq. (MHz)	Detector Mode (PK/QP/AV)	Spectrum Reading Level (dBμV)	Factor (dB)	Actual FS (dBμV/m)	Limit @3m (dBμV/m)	Margin (dB)
4874.00	Peak	41.21	0.47	41.68	74.00	-32.32
4874.00	Average	31.72	0.47	32.19	54.00	-21.81
7311.00	Peak	47.32	5.49	52.81	74.00	-21.19
7311.00	Average	38.83	5.49	44.32	54.00	-9.68
12185.00	Peak	46.16	5.11	51.27	74.00	-22.73
12185.00	Average	38.06	5.11	43.17	54.00	-10.83

Remark:

1. Measuring frequencies from 1 GHz to the 10th harmonic of highest fundamental frequency.

This document cannot be reproduced except in full, without prior written approval of the Company. 本報告未經本公司書面許可，不可部份複製。

Test Mode	IEEE 802.11n HT20 High CH	Temp/Hum	26.5(℃)/ 60%RH
Test Item	Harmonic	Test Date	June 7, 2023
Polarize	Vertical	Test Engineer	Czerny Lin
Detector	Peak / Average		

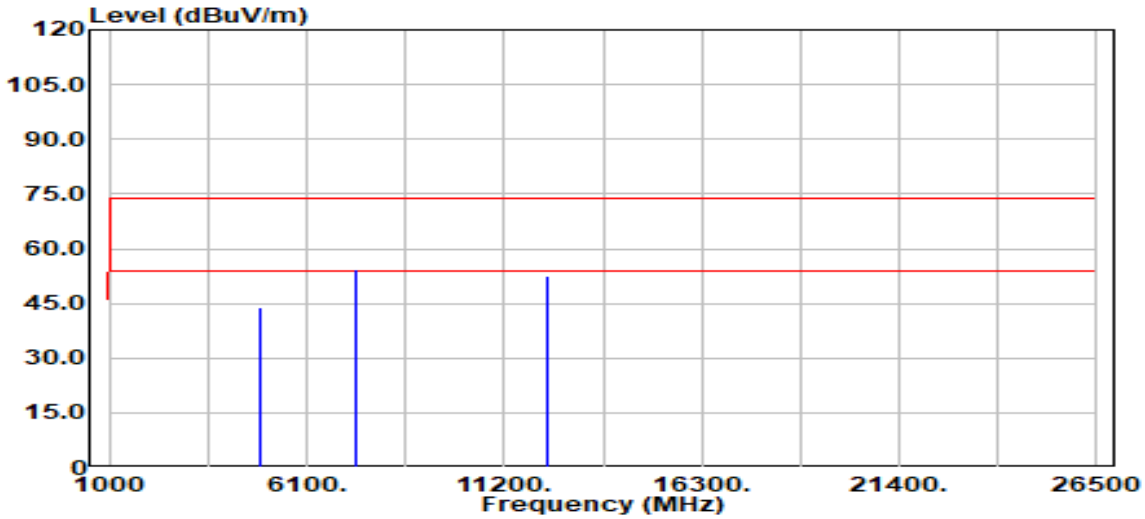

Freq. (MHz)	Detector Mode (PK/QP/AV)	Spectrum Reading Level (dBμV)	Factor (dB)	Actual FS (dBμV/m)	Limit @3m (dBμV/m)	Margin (dB)
4924.00	Peak	43.53	0.56	44.09	74.00	-29.91
4924.00	Average	34.08	0.56	34.64	54.00	-19.36
7386.00	Peak	48.64	5.63	54.26	74.00	-19.74
7386.00	Average	41.69	5.63	47.31	54.00	-6.69
12310.00	Peak	47.65	4.97	52.62	74.00	-21.38
12310.00	Average	39.55	4.97	44.52	54.00	-9.48

Remark:

1. Measuring frequencies from 1 GHz to the 10th harmonic of highest fundamental frequency.

This document cannot be reproduced except in full, without prior written approval of the Company. 本報告未經本公司書面許可，不可部份複製。

Test Mode	IEEE 802.11n HT20 High CH	Temp/Hum	26.5(℃)/ 60%RH
Test Item	Harmonic	Test Date	June 7, 2023
Polarize	Horizontal	Test Engineer	Czerny Lin
Detector	Peak / Average		

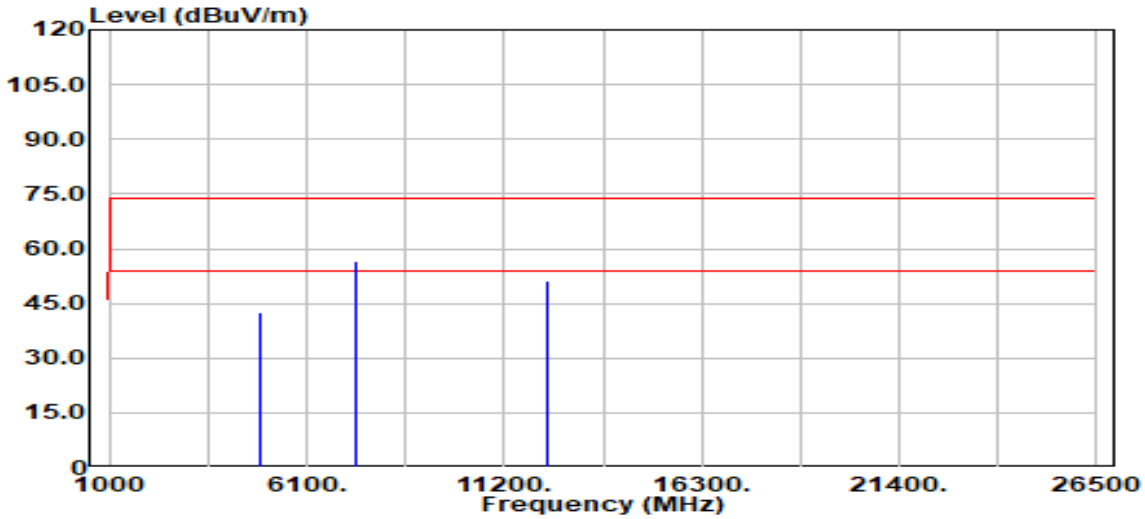

Freq. (MHz)	Detector Mode (PK/QP/AV)	Spectrum Reading Level (dBμV)	Factor (dB)	Actual FS (dBμV/m)	Limit @3m (dBμV/m)	Margin (dB)
4924.00	Peak	42.01	0.56	42.57	74.00	-31.43
4924.00	Average	33.62	0.56	34.18	54.00	-19.82
7386.00	Peak	50.86	5.63	56.48	74.00	-17.52
7386.00	Average	42.55	5.63	48.17	54.00	-5.83
12310.00	Peak	46.03	4.97	50.99	74.00	-23.01
12310.00	Average	38.82	4.97	43.79	54.00	-10.21

Remark:

1. Measuring frequencies from 1 GHz to the 10th harmonic of highest fundamental frequency.

This document cannot be reproduced except in full, without prior written approval of the Company. 本報告未經本公司書面許可，不可部份複製。

Test Mode	IEEE 802.11n HT40 Low CH	Temp/Hum	26.5(℃)/ 60%RH
Test Item	Harmonic	Test Date	June 7, 2023
Polarize	Vertical	Test Engineer	Czerny Lin
Detector	Peak / Average		

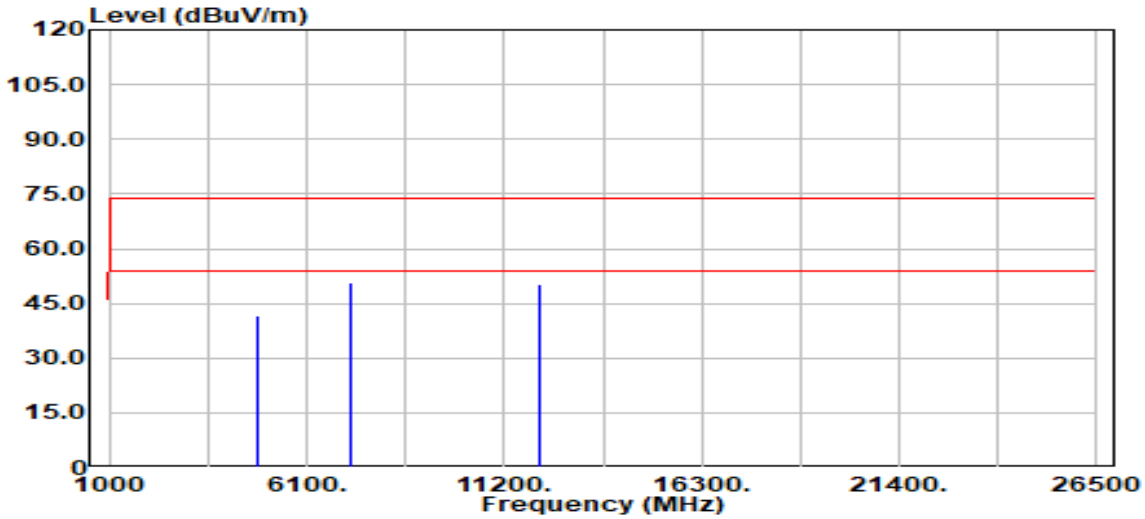

Freq. (MHz)	Detector Mode (PK/QP/AV)	Spectrum Reading Level (dBμV)	Factor (dB)	Actual FS (dBμV/m)	Limit @3m (dBμV/m)	Margin (dB)
4844.00	Peak	41.29	0.42	41.71	74.00	-32.29
4844.00	Average	32.22	0.42	32.65	54.00	-21.35
7266.00	Peak	45.11	5.42	50.53	74.00	-23.47
7266.00	Average	38.67	5.42	44.09	54.00	-9.91
12110.00	Peak	44.82	5.22	50.04	74.00	-23.96
12110.00	Average	38.58	5.22	43.80	54.00	-10.20

Remark:

1. Measuring frequencies from 1 GHz to the 10th harmonic of highest fundamental frequency.

This document cannot be reproduced except in full, without prior written approval of the Company. 本報告未經本公司書面許可，不可部份複製。

Test Mode	IEEE 802.11n HT40 Low CH	Temp/Hum	26.5(℃)/ 60%RH
Test Item	Harmonic	Test Date	June 7, 2023
Polarize	Horizontal	Test Engineer	Czerny Lin
Detector	Peak / Average		

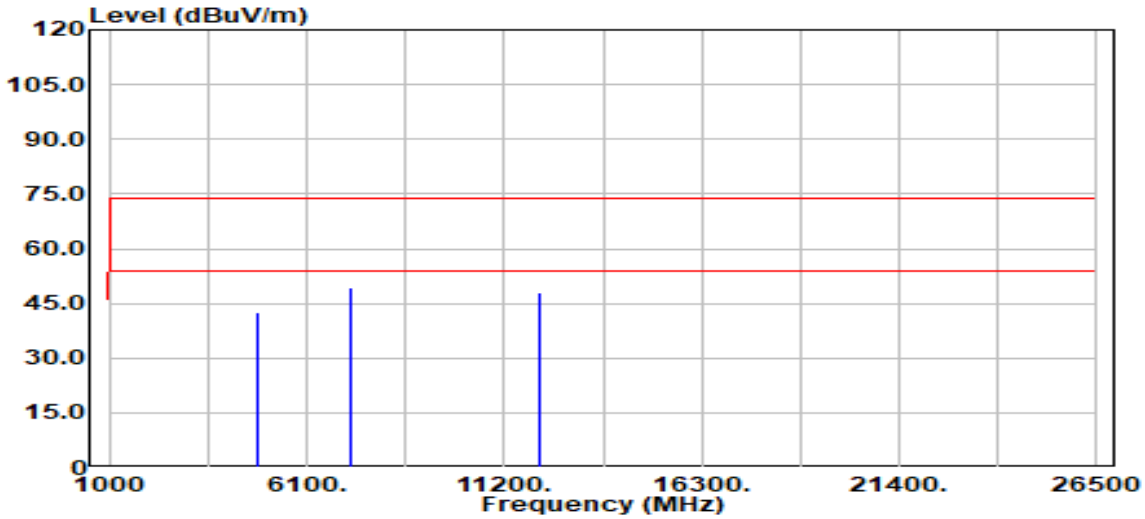

Freq. (MHz)	Detector Mode (PK/QP/AV)	Spectrum Reading Level (dBμV)	Factor (dB)	Actual FS (dBμV/m)	Limit @3m (dBμV/m)	Margin (dB)
4844.00	Peak	41.98	0.42	42.40	74.00	-31.60
4844.00	Average	32.41	0.42	32.83	54.00	-21.17
7266.00	Peak	44.13	5.42	49.55	74.00	-24.45
7266.00	Average	36.34	5.42	41.76	54.00	-12.24
12110.00	Peak	42.74	5.22	47.97	74.00	-26.03
12110.00	Average	34.72	5.22	39.94	54.00	-14.06

Remark:

1. Measuring frequencies from 1 GHz to the 10th harmonic of highest fundamental frequency.

This document cannot be reproduced except in full, without prior written approval of the Company. 本報告未經本公司書面許可，不可部份複製。

Test Mode	IEEE 802.11n HT40 Mid CH	Temp/Hum	24.1(℃)/ 61%RH
Test Item	Harmonic	Test Date	June 8, 2023
Polarize	Vertical	Test Engineer	Czerny Lin
Detector	Peak / Average		

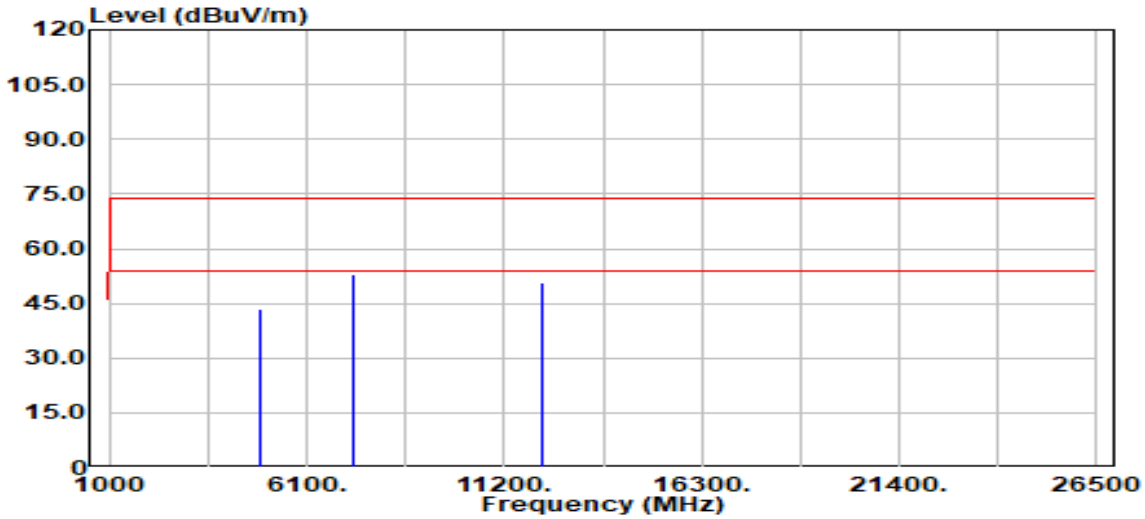

Freq. (MHz)	Detector Mode (PK/QP/AV)	Spectrum Reading Level (dBμV)	Factor (dB)	Actual FS (dBμV/m)	Limit @3m (dBμV/m)	Margin (dB)
4874.00	Peak	42.77	0.47	43.25	74.00	-30.75
4874.00	Average	32.15	0.47	32.63	54.00	-21.37
7311.00	Peak	47.53	5.49	53.02	74.00	-20.98
7311.00	Average	39.41	5.49	44.90	54.00	-9.10
12185.00	Peak	45.52	5.11	50.64	74.00	-23.36
12185.00	Average	39.61	5.11	44.72	54.00	-9.28

Remark:

1. Measuring frequencies from 1 GHz to the 10th harmonic of highest fundamental frequency.

This document cannot be reproduced except in full, without prior written approval of the Company. 本報告未經本公司書面許可，不可部份複製。

Test Mode	IEEE 802.11n HT40 Mid CH	Temp/Hum	24.1(℃)/ 61%RH
Test Item	Harmonic	Test Date	June 8, 2023
Polarize	Horizontal	Test Engineer	Czerny Lin
Detector	Peak / Average		

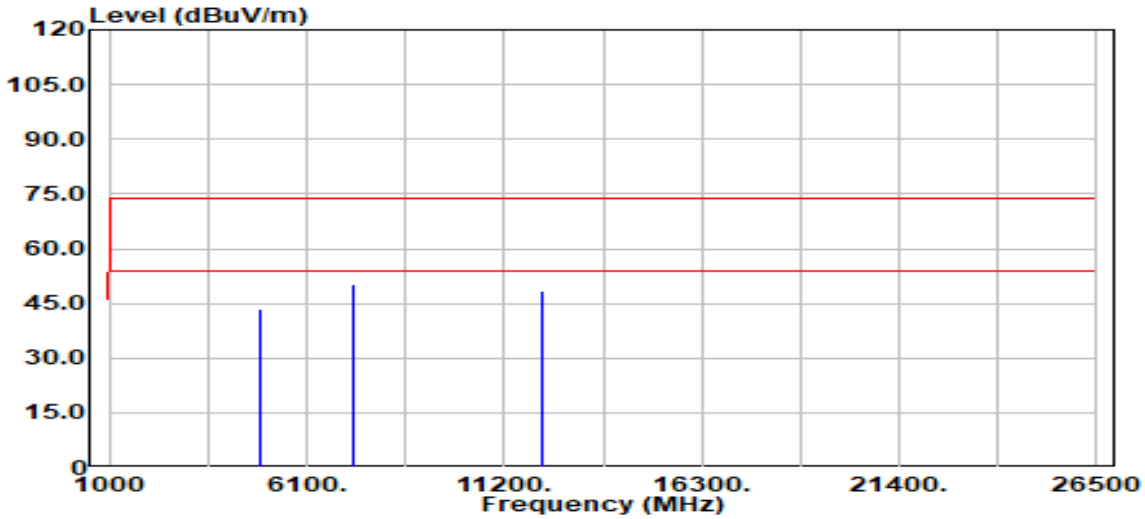

Freq. (MHz)	Detector Mode (PK/QP/AV)	Spectrum Reading Level (dBμV)	Factor (dB)	Actual FS (dBμV/m)	Limit @3m (dBμV/m)	Margin (dB)
4874.00	Peak	42.78	0.47	43.25	74.00	-30.75
4874.00	Average	32.05	0.47	32.53	54.00	-21.47
7311.00	Peak	44.85	5.49	50.34	74.00	-23.66
7311.00	Average	36.98	5.49	42.47	54.00	-11.53
12185.00	Peak	43.38	5.11	48.50	74.00	-25.50
12185.00	Average	36.81	5.11	41.92	54.00	-12.08

Remark:

1. Measuring frequencies from 1 GHz to the 10th harmonic of highest fundamental frequency.

This document cannot be reproduced except in full, without prior written approval of the Company. 本報告未經本公司書面許可，不可部份複製。

Test Mode	IEEE 802.11n HT40 High CH	Temp/Hum	24.1(℃)/ 61%RH
Test Item	Harmonic	Test Date	June 8, 2023
Polarize	Vertical	Test Engineer	Czerny Lin
Detector	Peak / Average		

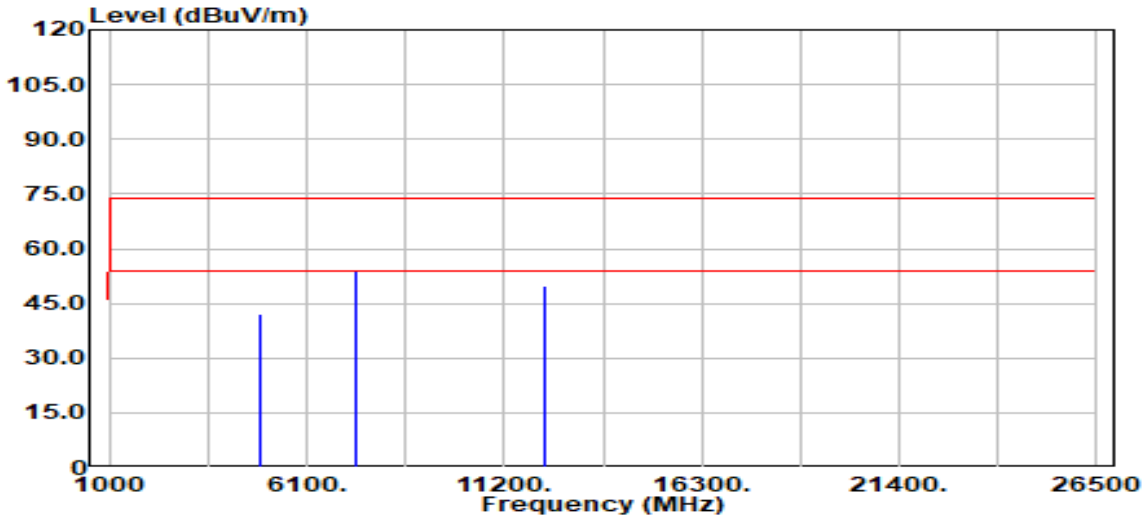

Freq. (MHz)	Detector Mode (PK/QP/AV)	Spectrum Reading Level (dBμV)	Factor (dB)	Actual FS (dBμV/m)	Limit @3m (dBμV/m)	Margin (dB)
4904.00	Peak	41.79	0.53	42.32	74.00	-31.68
4904.00	Average	32.24	0.53	32.76	54.00	-21.24
7356.00	Peak	48.32	5.49	53.81	74.00	-20.19
7356.00	Average	39.54	5.49	45.02	54.00	-8.98
12260.00	Peak	45.08	4.96	50.03	74.00	-23.97
12260.00	Average	38.89	4.96	43.84	54.00	-10.16

Remark:

1. Measuring frequencies from 1 GHz to the 10th harmonic of highest fundamental frequency.

This document cannot be reproduced except in full, without prior written approval of the Company. 本報告未經本公司書面許可，不可部份複製。

Test Mode	IEEE 802.11n HT40 High CH	Temp/Hum	24.1(℃)/ 61%RH
Test Item	Harmonic	Test Date	June 8, 2023
Polarize	Horizontal	Test Engineer	Czerny Lin
Detector	Peak / Average		

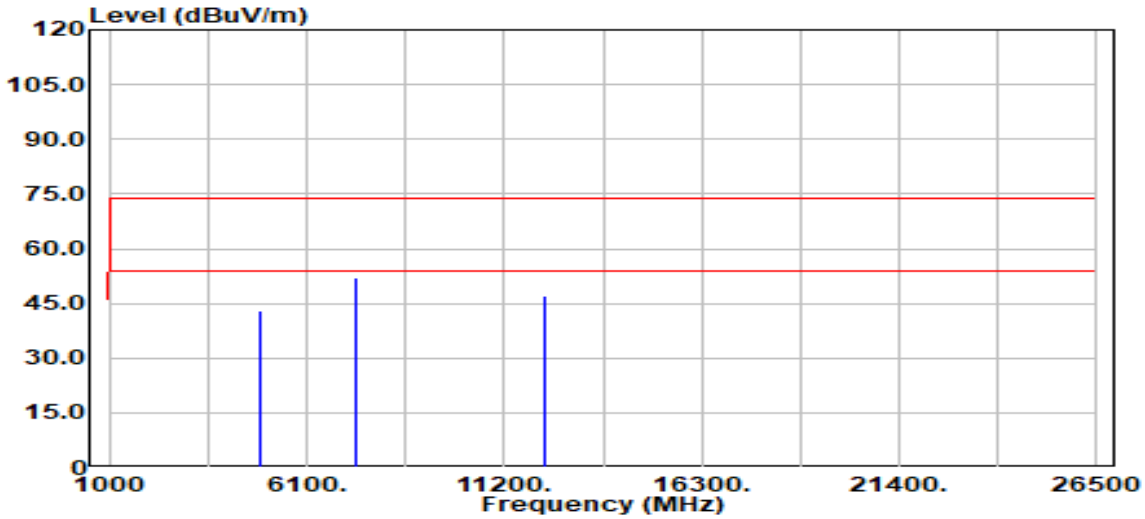

Freq. (MHz)	Detector Mode (PK/QP/AV)	Spectrum Reading Level (dBμV)	Factor (dB)	Actual FS (dBμV/m)	Limit @3m (dBμV/m)	Margin (dB)
4904.00	Peak	42.35	0.53	42.87	74.00	-31.13
4904.00	Average	32.10	0.53	32.62	54.00	-21.38
7356.00	Peak	46.46	5.49	51.95	74.00	-22.05
7356.00	Average	37.42	5.49	42.91	54.00	-11.09
12260.00	Peak	42.20	4.96	47.15	74.00	-26.85
12260.00	Average	36.71	4.96	41.66	54.00	-12.34

Remark:

1. Measuring frequencies from 1 GHz to the 10th harmonic of highest fundamental frequency.

- End of Test Report -

This document cannot be reproduced except in full, without prior written approval of the Company. 本報告未經本公司書面許可，不可部份複製。