.

Test Report of FCC CFR 47 Part 15 Subpart C

On Behalf of

BUNCH UP TECHNOLOGY CORP LIMITED

Room 1205, 12/F., No.345 Nathan Road, Kowloon Hong Kong

Product Name:	**Portable Bluetooth speaker**
Model/Type No.:	**IK501MF, NYNE J20, PA-5 DC06, TSP-203**
FCC ID:	**2AKZW-IK501MF**
Prepared By:	**Shenzhen Hongcai Testing Technology Co., Ltd.** 1st-3rd Floor, Building C, Shuanghuan Xin Yi Dai Hi-Tech Industrial Park, No.8 Baoqing Road, Baolong Industrial Zone, Longgang District, Shenzhen, Guangdong, China Tel: +86-755-86337020 Fax:+86-755-86337028
Report Number:	HCT17BR034E-1
Tested Date:	February 23~March 9, 2017
Issued Date:	March 9, 2017
Tested By:	Jerry Zhao/

HONGCAI TESTING

Reviewed By: Approved By:

Owen.Yang
EMC Technical Supervisor

Tony Wu
EMC Technical Manager

TABLE OF CONTENTS

1. GENERAL INFORMATION 4
1.1 PRODUCT DESCRIPTION FOR EQUIPMENT UNDER TEST (EUT) 4
1.2 RELATED SUBMITTAL(S) / GRANT (S) AND TEST METHODOLOGY 5
1.3 TEST FACILITY 5
2. SYSTEM TEST CONFIGURATION 6
2.1 EUT CONFIGURATION 6
2.2 EUT EXERCISE 6
2.3 GENERAL TEST PROCEDURES 6
2.4 MEASUREMENT UNCERTAINTY 6
2.5 MEASURE RESULTS EXPLANATION EXAMPLE 7
2.6TEST EQUIPMENT LIST AND DETAILS 8
3. SUMMARY OF TEST RESULTS 9
4. TEST OF AC POWER LINE CONDUCTED EMISSION 10
4.1 APPLICABLE STANDARD 10
4.2 TEST SETUP DIAGRAM 10
4.3 TEST RESULT 10
5. TEST OF HOPPING CHANNEL BANDWIDTH 13
5.1 APPLICABLE STANDARD 13
5.2 EUT SETUP 13
5.3 TEST EQUIPMENT LIST AND DETAILS 13
5.4 TEST PROCEDURE 13
5.5 TEST RESULT 13
6. TEST OF HOPPING CHANNEL SEPARATION 19
6.1 APPLICABLE STANDARD 19
6.2 EUT SETUP 19
6.3 TEST EQUIPMENT LIST AND DETAILS 19
6.4 TEST PROCEDURE 19
6.5 TEST RESULT 19
7. TEST OF NUMBER OF HOPPING FREQUENCY 26
7.1 APPLICABLE STANDARD 26
7.2 EUT SETUP 26
7.3 TEST EQUIPMENT LIST AND DETAILS 26
7.4 TEST PROCEDURE 26
7.5 TEST RESULT 26
8. TEST OF DWELL TIME OF EACH FREQUENCY 29
8.1 APPLICABLE STANDARD 29
8.2 EUT SETUP 29
8.3 TEST EQUIPMENT LIST AND DETAILS 29
8.4 TEST PROCEDURE 29
8.5 TEST RESULT 29
9. TEST OF MAXIMUM PEAK OUTPUT POWER 46
9.1 APPLICABLE STANDARD 46
9.2 EUT SETUP 46
9.3 TEST EQUIPMENT LIST AND DETAILS 46
9.4 TEST PROCEDURE 46
9.5 TEST RESULT 46
10. TEST OF BAND EDGES EMISSION 52
10.1 APPLICABLE STANDARD 52
10.2 EUT SETUP 52
10.3 TEST EQUIPMENT LIST AND DETAILS 52
10.4 TEST PROCEDURE 52
10.5 TEST RESULT 53

HONGCAI TESTING

Shenzhen Hongcai Testing Technology Co.,Ltd.
1st—3rd Floor, Building C,Shuanghuan Xin Yi Dai Hi—Tech Industrial Park, No.8 Baoqing Road, Baolong Industrial Zone, Longgang District, Shenzhen City, P.R.China 518053
Tel : +86 755 86337020(60Lines) Fax : +86 755 86337028 Web : www.hct-test.com

11. TEST OF SPURIOUS RADIATED EMISSION 59
11.1 APPLICABLE STANDARD 59
11.2 EUT SETUP 59
11.3 TEST EQUIPMENT LIST AND DETAILS 61
11.4 TEST PROCEDURE 61
11.5 TEST RESULT 62
12. ANTENNA REQUIREMENT 77
12.1 STANDARD APPLICABLE 77
12.2 ANTENNA CONNECTED CONSTRUCTION 77

HONGCAI TESTING

Shenzhen Hongcai Testing Technology Co.,Ltd.
1st—3rd Floor, Building C,Shuanghuan Xin Yi Dai Hi—Tech Industrial Park, No.8 Baoqing Road, Baolong Industrial Zone, Longgang District, Shenzhen City, P.R.China 518053
Tel : +86 755 86337020(60Lines) Fax : +86 755 86337028 Web : www.hct-test.com

1. GENERAL INFORMATION

1.1 Product Description for Equipment Under Test (EUT)

Client Information

Applicant:	**BUNCH UP TECHNOLOGY CORP LIMITED**
Address of applicant:	Room 1205, 12/F., No.345 Nathan Road, Kowloon Hong Kong
Manufacturer :	**BUNCH UP TECHNOLOGY CORP LIMITED**
Address of manufacturer:	Room 1205, 12/F., No.345 Nathan Road, Kowloon Hong Kong

General Description of E.U.T

Items	**Description**
EUT Description:	Portable Bluetooth speaker
Model No.:	IK501MF
Supplementary model:	NYNE J20 , PA-5 DC06, TSP-203
Trade Mark:	NYNE, SANKEY, INTERSALES
BT Module	4.0
Frequency Band:	2402~2480MHz
Number of Channels:	79
Type of Modulation:	GFSK, Pi/4 DQPSK, 8-DPSK
Antenna Gain	0 dBi
Antenna Type:	PCB Antenna
Rated Voltage:	Adapter : HB40-1501004SPA Input: AC100~240V, 50/60Hz, 0.8A Output: DC 15V, 1A

Remark: ** The test data gathered are from the production sample provided by the manufacturer.*
**Supplementary models have the same circuit, only the appearance different.*
**We test all modes, and we chose the worst data for the report.*

HONGCAI TESTING

Shenzhen Hongcai Testing Technology Co.,Ltd.
1st—3rd Floor, Building C,Shuanghuan Xin Yi Dai Hi—Tech Industrial Park, No.8 Baoqing Road, Baolong Industrial Zone, Longgang District, Shenzhen City, P.R.China 518053
Tel : +86 755 86337020(60Lines) Fax : +86 755 86337028 Web : www.hct-test.com

1.2 Related Submittal(s) / Grant (s) and Test Methodology

FCC Rules Part 15.247: Frequency Hopping, Direct Spread Spectrum and Hybrid Systems that are in operation within the bands of 902-928 MHz, 2400-2483.5 MHz, and 5725-5850 MHz.

ANSI C63.10-2013: American National Standard for Testing Unlicensed Wireless Devices.

DA 00-705: Filing and Measurement Guidelines for Frequency Hopping Spread Spectrum Systems

1.3 Test Facility

All measurement required was performed at laboratory of Shenzhen CTL Testing Technology Co., Ltd. Floor 1-A, Baisha Technology Park, No. 3011, Shahexi Road, Nanshan, Shenzhen 518055 China There is one 3m semi-anechoic chamber and two line conducted labs for final test. The Test Sites meet the requirements in documents ANSI C63.4 and CISPR 22/EN 55022 requirements.

FCC – Registration No.: 970318
Shenzhen CTL Testing Technology Co., Ltd. EMC Laboratory has been registered and fully described in a report filed with the (FCC) Federal Communications Commission. The acceptance letter from the FCC is maintained in our files. Registration 970318, December, 2013.

IC Registration No.: 9618B
The 3m alternate test site of Shenzhen CTL Testing Technology Co., Ltd. EMC Laboratory has been registered by Certification and Engineer Bureau of Industry Canada for the performance of with Registration No.: 9618B on November 13, 2013.

HONGCAI TESTING

Shenzhen Hongcai Testing Technology Co.,Ltd.
1st—3rd Floor, Building C,Shuanghuan Xin Yi Dai Hi—Tech Industrial Park, No.8 Baoqing Road, Baolong Industrial Zone, Longgang District, Shenzhen City, P.R.China 518053
Tel : +86 755 86337020(60Lines) Fax : +86 755 86337028 Web : www.hct-test.com

2. SYSTEM TEST CONFIGURATION

2.1 EUT Configuration

The EUT configuration for testing is installed on RF field strength measurement to meet the Commissions requirement and operating in a manner that intends to maximize its emission characteristics in a continuous normal application.

2.2 EUT Exercise

The calibrated antennas used to sample the radiated field strength are mounted on a non-conductive, motorized antenna mast 3 or 10 meters from the leading edge of the turntable.

2.3 General Test Procedures

Conducted Emissions: The EUT is placed on the table, which is 0.8 m above ground plane According to the requirements in ANSI C63.10-2013 Conducted emissions from the EUT measured in the frequency range between 0.15 MHz and 30MHz using CISPR Quasi-Peak detector mode.

Radiated Emissions: The EUT is a placed on as turntable, which is 0.8 m above ground plane. The turntable shall rotate 360 degrees to determine the position of maximum emission level. EUT is set 3m away from the receiving antenna, which varied from 1m to 4m to find out the highest emission. And also, each emission was to be maximized by changing the polarization of receiving antenna both horizontal and vertical. In order to find out the maximum emissions, exploratory radiated emission measurements were made according to the requirements in ANSI C63.10-2013.

2.4 Measurement Uncertainty

The data and results referenced in this document are true and accurate. The reader is cautioned that there may be errors within the calibration limits of the equipment and facilities. The measurement uncertainty was calculated for all measurements listed in this test report acc. to CISPR 16 - 4 “Specification for radio disturbance and immunity measuring apparatus and methods – Part 4: Uncertainty in EMC Measurements“ and is documented in the Shenzhen CTL Testing Technology Co., Ltd. quality system acc. to DIN EN ISO/IEC 17025. Furthermore, component and process variability of devices similar to that tested may result in additional deviation. The manufacturer has the sole responsibility of continued compliance of the device.

Where relevant, the following measurement uncertainty levels have been estimated for tests performed on the apparatus:

Parameter	Uncertainty
Transmitter power conducted	+/- 0.57 dB
Transmitter power Radiated	+/- 2.20 dB
Conducted spurious emission 9KHz-40 GHz	+/- 2.20 dB
Power Line Conducted Emission	+/- 3.20 dB
Radiated Emission	+/- 4.32 dB

Note: This uncertainty represents an expanded uncertainty expressed at approximately the 95% confidence level using a coverage factor of k=2.

Shenzhen Hongcai Testing Technology Co.,Ltd.
1st—3rd Floor, Building C,Shuanghuan Xin Yi Dai Hi—Tech Industrial Park, No.8 Baoqing Road, Baolong Industrial Zone, Longgang District, Shenzhen City, P.R.China 518053
Tel : +86 755 86337020(60Lines) Fax : +86 755 86337028 Web : www.hct-test.com

2.5 Measure Results Explanation Example

For all conducted test items:

The offset level is set in the spectrum analyzer to compensate the RF cable loss and attenuator factor between EUT conducted output port and spectrum analyzer. With the offset compensation, the spectrum analyzer reading level is exactly the EUT RF output level.

The spectrum analyzer offset is derived from RF cable less and attenuator factor.
Offset= RF cable less+ attenuator factor.

Note: Using a temporary antenna connector for the EUT when the conducted measurements are performed.

Equipment	Manufacturer	Model No.	Frequency range(GHz)	Attenuation values(dBm)
Line	Zhenjiang south electronic	RG316	1-12	0.08
			<1G	0.03
			>12G	1.00
Connector	Zhenjiang south electronic	SMA-K/N-J	1-12	0.01
			<1G	0.005
			>12G	0.03







Shenzhen Hongcai Testing Technology Co.,Ltd.
1st—3rd Floor, Building C,Shuanghuan Xin Yi Dai Hi—Tech Industrial Park, No.8 Baoqing Road, Baolong Industrial Zone, Longgang District, Shenzhen City, P.R.China 518053
Tel：+86 755 86337020(60Lines) Fax：+86 755 86337028 Web：www.hct-test.com

2.6Test Equipment List and Details

Test equipments list of Shenzhen CTL Testing Technology Co., Ltd.

No.	Equipment	Manufacturer	Model No.	S/N	Last Calculator	Due Calculator
1	EMI Test Receiver	R&S	ESCI	100687	2016-7-25	2017-7-24
2	EMI Test Receiver	R&S	ESPI	100097	2016-11-1	2017-10-31
3	Amplifier	HP	8447D	1937A02492	2016-7-25	2017-7-24
4	TRILOG Broadband Test-Antenna	SCHWARZBECK	VULB9163	9163-324	2016-7-25	2017-7-24
5	Triple-Loop Antenna	EVERFINE	LLA-2	711002	2016-11-1	2017-10-31
6	RF POWER AMPLIFIER	FRANKONIA	FLL-75	1020A1109	2016-7-25	2017-7-24
7	6DB Attenuator	FRANKONIA	N/A	1001698	2016-7-25	2017-7-24
8	10dB attenuator	ELECTRO-METRICS	EM-7600	836	2016-7-25	2017-7-24
9	Spectrum Analyzer	R&S	FSP	100397	2016-11-1	2017-10-31
10	Broadband preamplifier	SCH WARZBECK	BBV9718	9718-182	2016-7-25	2017-7-24
11	Horn Antenna	SCHWARZBECK	BBHA 9120D	0437	2016-7-25	2017-7-24
12	Horn Antenna	SCHWARZBECK	BBHA9170	0483	2016-7-25	2017-7-24

HONGCAI TESTING

2.7 Modulation Configure

Modulation	Packet	Packet Type	Packet Size
GFSK	DH1	4	27
	DH3	11	183
	DH5	15	339
Pi/4 DQPSK	2DH1	20	54
	2DH3	26	367
	2DH5	30	379
8DPSK	3DH1	24	83
	3DH3	27	552
	3DH5	31	1021
Normal mode: the Bluetooth has been tested on the modulation of GFSK, (Pi/4)DQPSK and 8DPSK, compliance test and record the worst case.			

Shenzhen Hongcai Testing Technology Co.,Ltd.
1st—3rd Floor, Building C,Shuanghuan Xin Yi Dai Hi—Tech Industrial Park, No.8 Baoqing Road, Baolong Industrial Zone, Longgang District, Shenzhen City, P.R.China 518053
Tel : +86 755 86337020(60Lines) Fax : +86 755 86337028 Web : www.hct-test.com

3. SUMMARY OF TEST RESULTS

FCC Rules	Description of Test	Result
FCC §15.207	AC Power Line Conducted Emission	Pass
FCC §15.247(a)(1)	Hopping Channel Bandwidth	Pass
FCC §15.247(a)(1)	Hopping Channel Separation	Pass
FCC §15.247(a)(1)	Number of Hopping Frequency Used	Pass
FCC §15.247(a)(1)(iii)	Dwell Time of Each Frequency	Pass
FCC §15.247(b)(1)	Maximum Peak Output Power	Pass
FCC §15.247(d)	Band Edges Emission	Pass
FCC §15.247(d)	Spurious Radiated Emission	Pass
FCC§15.203/15.247(b)/(c)	Antenna Requirement	Pass

HONGCAI TESTING

Shenzhen Hongcai Testing Technology Co.,Ltd.
1st—3rd Floor, Building C,Shuanghuan Xin Yi Dai Hi—Tech Industrial Park, No.8 Baoqing Road, Baolong Industrial Zone, Longgang District, Shenzhen City, P.R.China 518053
Tel : +86 755 86337020(60Lines) Fax : +86 755 86337028 Web : www.hct-test.com

4. TEST OF AC POWER LINE CONDUCTED EMISSION

4.1 Applicable Standard

Refer to FCC §15.207.
For a Low-power Radio-frequency Device is designed to be connected to the AC power line, the radio frequency voltage that is conducted back onto the AC power line on any frequency or frequencies within the band 150 kHz to 30 MHz shall not exceed below limits table.

Frequency Range (MHz)	Limits (dBuV)	
	Quasi-Peak	Average
0.150～0.500	66～56	56～46
0.500～5.000	56	46
5.000～30.00	60	50

4.2 Test Setup Diagram

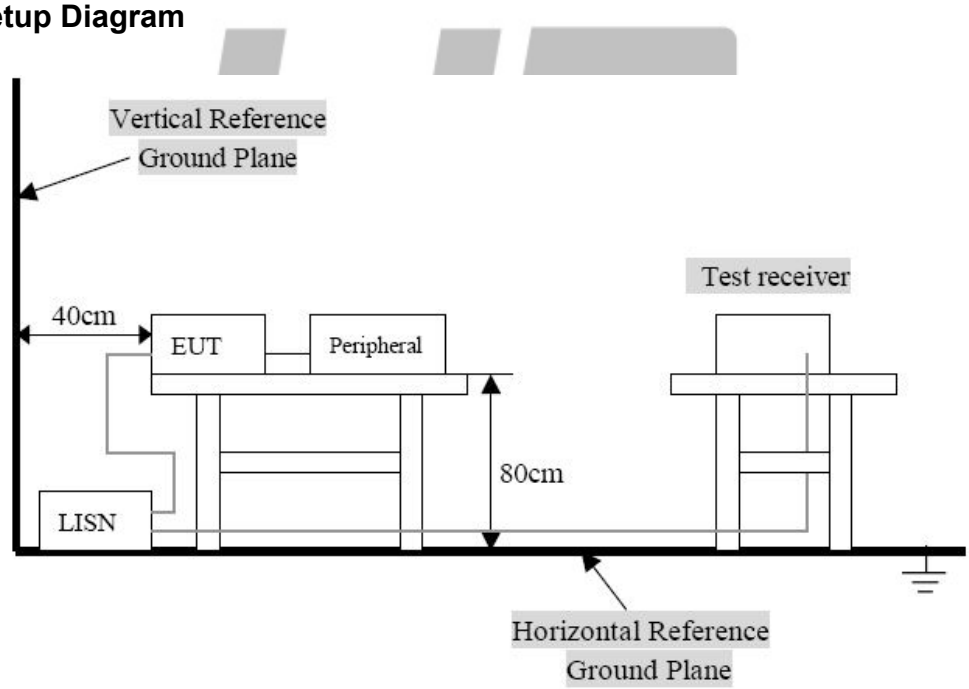

Remark: The EUT was connected to a 120 VAC/ 60Hz power source.

4.3 Test Result

Temperature (℃) : 23~25	EUT: Portable Bluetooth speaker
Humidity (%RH): 45~58	M/N: IK501MF
Barometric Pressure (mbar): 950~1000	Operation Condition: Tx Mode

Note: Pre-Scan has been conducted to determine the worst-case mode from all possible combinations between available modulations, data rates and antenna ports. The BR1M Low Channel was chosen for this result.

Shenzhen Hongcai Testing Technology Co.,Ltd.
1st—3rd Floor, Building C,Shuanghuan Xin Yi Dai Hi—Tech Industrial Park, No.8 Baoqing Road, Baolong Industrial Zone, Longgang District, Shenzhen City, P.R.China 518053
Tel : +86 755 86337020(60Lines) Fax : +86 755 86337028 Web : www.hct-test.com

Conducted Emission:

EUT:	Portable Bluetooth speaker
M/N:	IK501MF
Operating Condition:	Tx Mode
Test Site:	Shielded Room
Operator:	Yang
Test Specification:	AC 120V/60Hz for adapter
Comment:	L Line

SCAN TABLE: "Voltage(150K-30M)FIN"

Short Description: 150K-30M Voltage

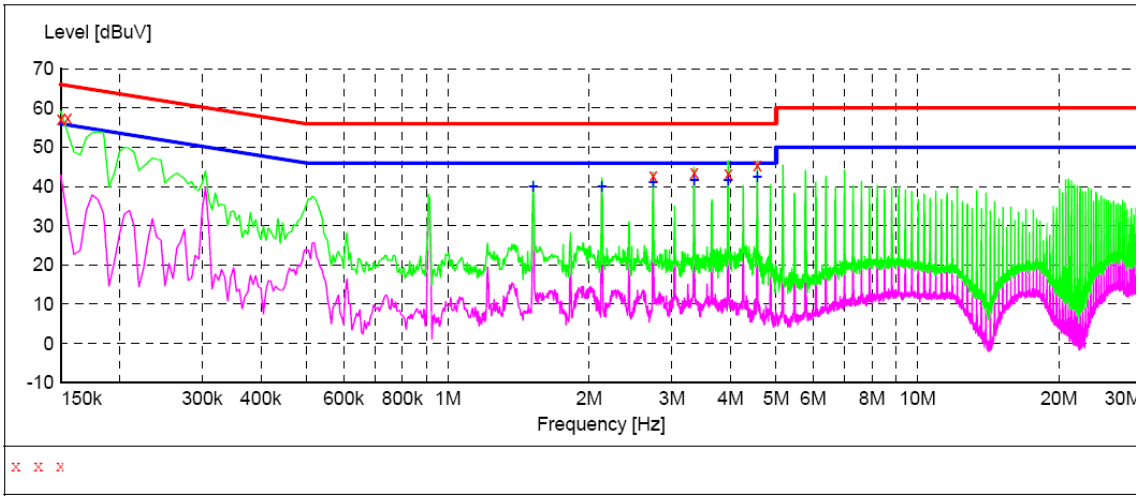

MEASUREMENT RESULT:

Frequency MHz	Level dBuV	Transd dB	Limit dBuV	Margin dB	Detector	Line	PE
0.150000	57.20	12.0	66	8.8	QP	L1	GND
0.155000	57.50	12.0	66	8.2	QP	L1	GND
2.735000	42.70	12.5	56	13.3	QP	L1	GND
3.345000	43.50	12.7	56	12.5	QP	L1	GND
3.955000	43.20	13.3	56	12.8	QP	L1	GND
4.560000	45.60	13.4	56	10.4	QP	L1	GND

MEASUREMENT RESULT:

Frequency MHz	Level dBuV	Transd dB	Limit dBuV	Margin dB	Detector	Line	PE
1.520000	39.90	12.1	46	6.1	AV	L1	GND
2.130000	39.90	13.1	46	6.1	AV	L1	GND
2.735000	41.10	12.5	46	4.9	AV	L1	GND
3.345000	41.60	12.7	46	4.4	AV	L1	GND
3.950000	41.60	13.2	46	4.4	AV	L1	GND
4.560000	42.40	13.4	46	3.6	AV	L1	GND

Shenzhen Hongcai Testing Technology Co.,Ltd.
1st—3rd Floor, Building C,Shuanghuan Xin Yi Dai Hi—Tech Industrial Park, No.8 Baoqing Road, Baolong Industrial Zone, Longgang District, Shenzhen City, P.R.China 518053
Tel : +86 755 86337020(60Lines) Fax : +86 755 86337028 Web : www.hct-test.com

Conducted Emission:

EUT:	Portable Bluetooth speaker
M/N:	IK501MF
Operating Condition:	Tx Mode
Test Site:	Shielded Room
Operator:	Yang
Test Specification:	AC 120V/60Hz for adapter
Comment:	N Line

SCAN TABLE: "Voltage(150K-30M)FIN"

Short Description: 150K-30M Voltage

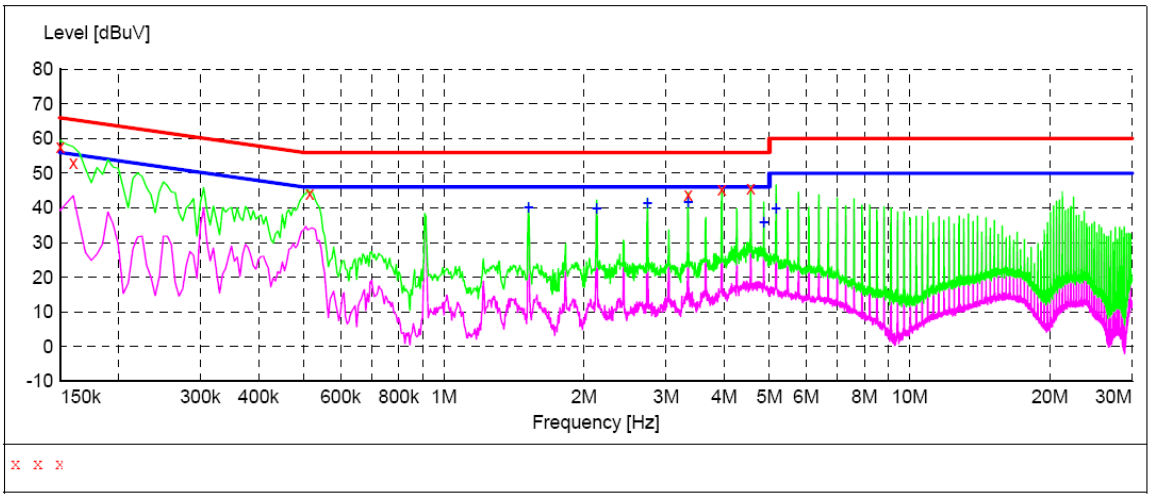

MEASUREMENT RESULT:

Frequency MHz	Level dBuV	Transd dB	Limit dBuV	Margin dB	Detector	Line	PE
0.150000	57.50	12.0	66	8.5	QP	N	GND
0.160000	53.10	12.0	66	12.4	QP	N	GND
0.515000	44.10	10.4	56	11.9	QP	N	GND
3.345000	43.90	12.7	56	12.1	QP	N	GND
3.950000	45.30	13.2	56	10.7	QP	N	GND
4.560000	45.60	13.4	56	10.4	QP	N	GND

MEASUREMENT RESULT:

Frequency MHz	Level dBuV	Transd dB	Limit dBuV	Margin dB	Detector	Line	PE
1.520000	40.00	12.1	46	6.0	AV	N	GND
2.130000	39.90	13.1	46	6.1	AV	N	GND
2.735000	41.20	12.5	46	4.8	AV	N	GND
3.345000	41.80	12.7	46	4.2	AV	N	GND
4.865000	35.70	13.5	46	10.3	AV	N	GND
5.165000	39.70	13.3	50	10.3	AV	N	GND

Shenzhen Hongcai Testing Technology Co.,Ltd.
1st—3rd Floor, Building C,Shuanghuan Xin Yi Dai Hi—Tech Industrial Park, No.8 Baoqing Road, Baolong Industrial Zone, Longgang District, Shenzhen City, P.R.China 518053
Tel : +86 755 86337020(60Lines) Fax : +86 755 86337028 Web : www.hct-test.com

5. Test of Hopping Channel Bandwidth

5.1 Applicable Standard

Section 15.247(a)(1): Frequency hopping systems shall have hopping channel carrier frequencies separated by a minimum of 25 kHz or the 20 dB bandwidth of the hopping channel, whichever is greater.

5.2 EUT Setup

Spectrum Analyzer

5.3 Test Equipment List and Details

See section 2.5.

5.4 Test Procedure

1. The transmitter output was connected to the spectrum analyzer through an attenuator.

2. Use the following spectrum analyzer settings:
   Span = approximately 2 to 3 times the 20 dB bandwidth, centered on a hopping channel
   RBW ⩾ 1% of the 20 dB bandwidth, VBW ⩾ RBW
   Sweep = auto
   Detector function = peak
   Trace = max hold

3. The spectrum width with level higher than 20dB below the peak level.

4. Repeat above 1~3 points for the middle and highest channel of the EUT.

5.5 Test Result

Temperature (℃) : 22~23	EUT: Portable Bluetooth speaker
Humidity (%RH): 50~54	M/N: IK501MF
Barometric Pressure (mbar): 950~1000	Operation Condition: Tx Mode

HONGCAI TESTING

Shenzhen Hongcai Testing Technology Co.,Ltd.
1st—3rd Floor, Building C,Shuanghuan Xin Yi Dai Hi—Tech Industrial Park, No.8 Baoqing Road, Baolong Industrial Zone, Longgang District, Shenzhen City, P.R.China 518053
Tel : +86 755 86337020(60Lines) Fax : +86 755 86337028 Web : www.hct-test.com

BR 1M

Modulation Type	Channel No.	Frequency (MHz)	20dB Bandwidth (kHz)
GFSK	Low	2402.00	920
GFSK	Middle	2441.00	924
GFSK	High	2480.00	944

EDR 2M

Modulation Type	Channel No.	Frequency (MHz)	20dB Bandwidth (kHz)
Pi/4 DQPSK	Low	2402.00	1212
Pi/4 DQPSK	Middle	2441.00	1228
Pi/4 DQPSK	High	2480.00	1228

EDR 3M

Modulation Type	Channel No.	Frequency (MHz)	20dB Bandwidth (kHz)
8-DPSK	Low	2402.00	1212
8-DPSK	Middle	2441.00	1216
8-DPSK	High	2480.00	1216

HONGCAI TESTING

BR 1M
Channel Low

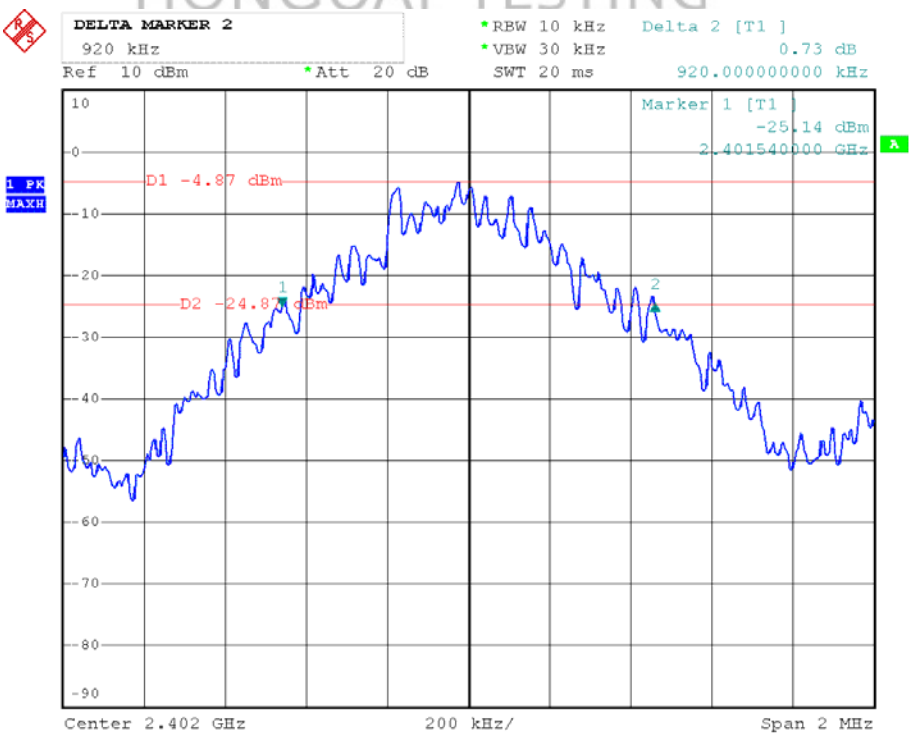

Shenzhen Hongcai Testing Technology Co.,Ltd.
1st—3rd Floor, Building C,Shuanghuan Xin Yi Dai Hi—Tech Industrial Park, No.8 Baoqing Road, Baolong Industrial Zone, Longgang District, Shenzhen City, P.R.China 518053
Tel : +86 755 86337020(60Lines) Fax : +86 755 86337028 Web : www.hct-test.com

Channel Middle

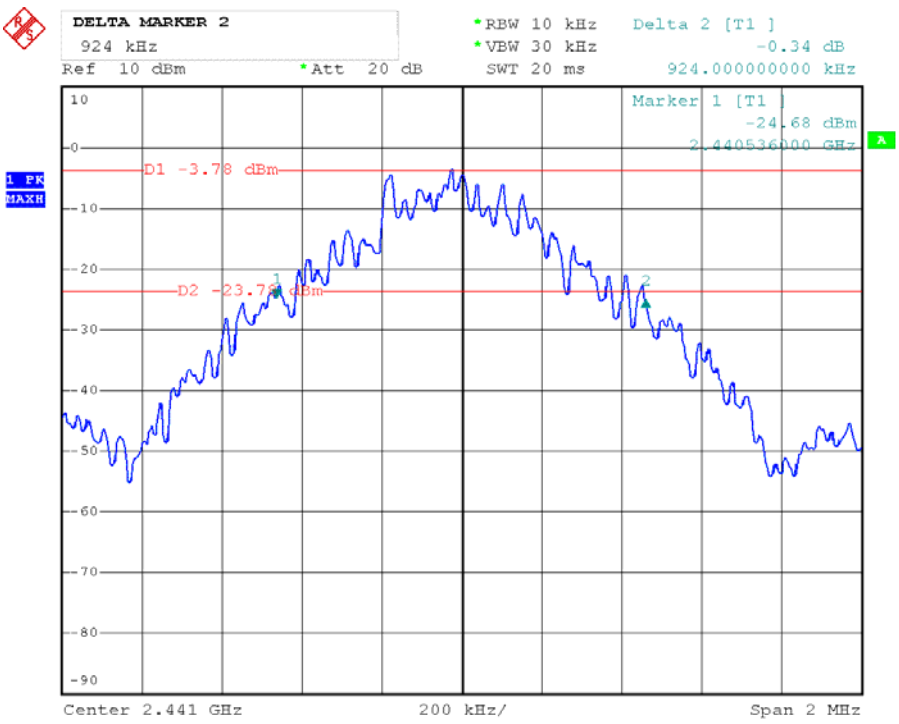

Channel High

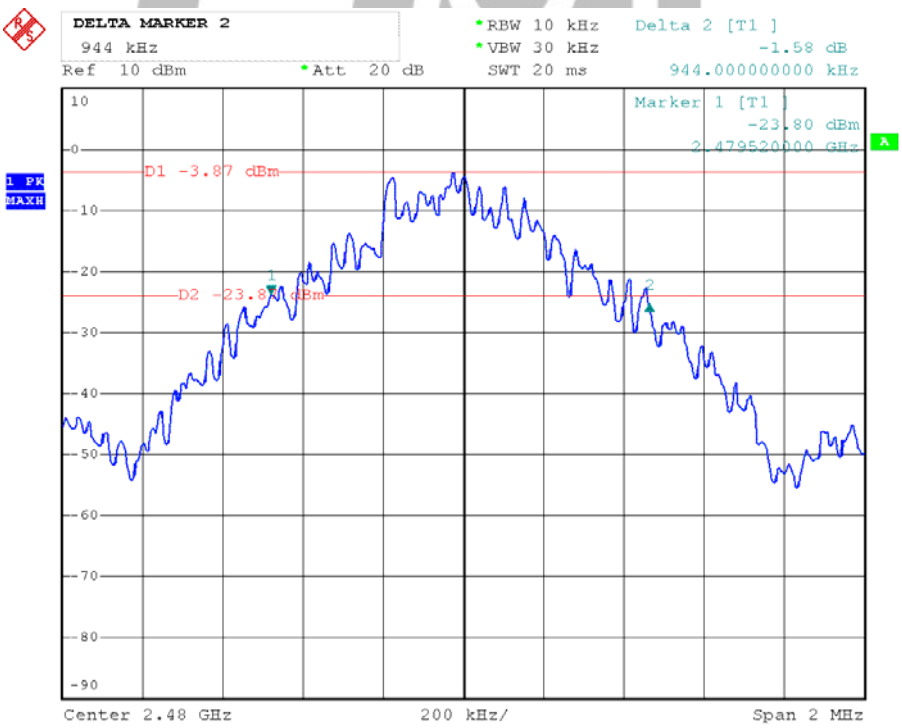

Shenzhen Hongcai Testing Technology Co.,Ltd.
1st—3rd Floor, Building C,Shuanghuan Xin Yi Dai Hi—Tech Industrial Park, No.8 Baoqing Road, Baolong Industrial Zone, Longgang District, Shenzhen City, P.R.China 518053
Tel : +86 755 86337020(60Lines) Fax : +86 755 86337028 Web : www.hct-test.com

EDR 2M
Channel Low

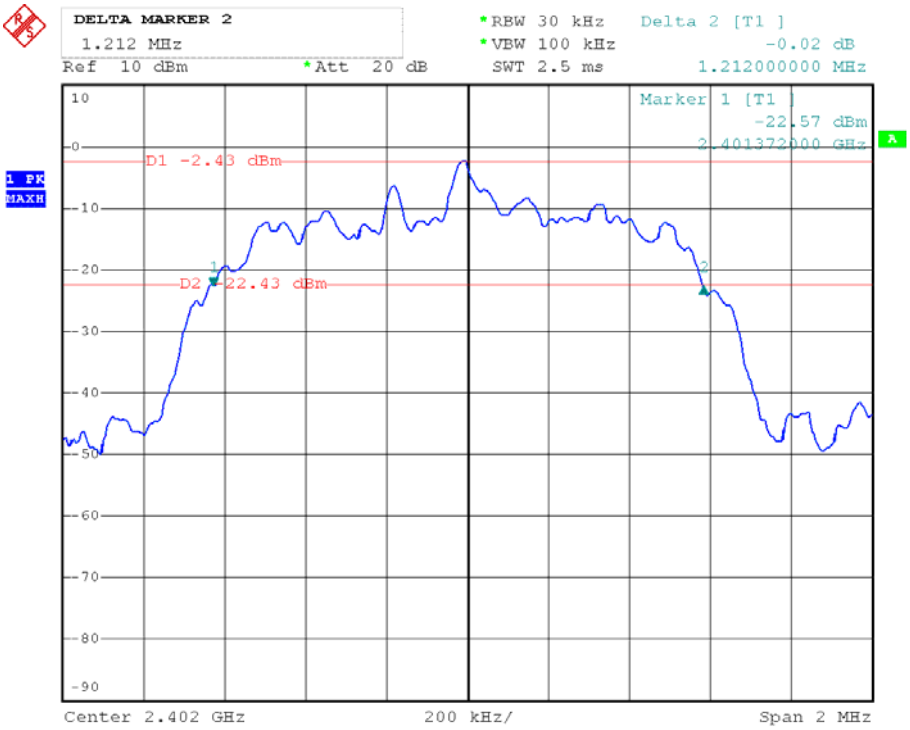

Channel Middle

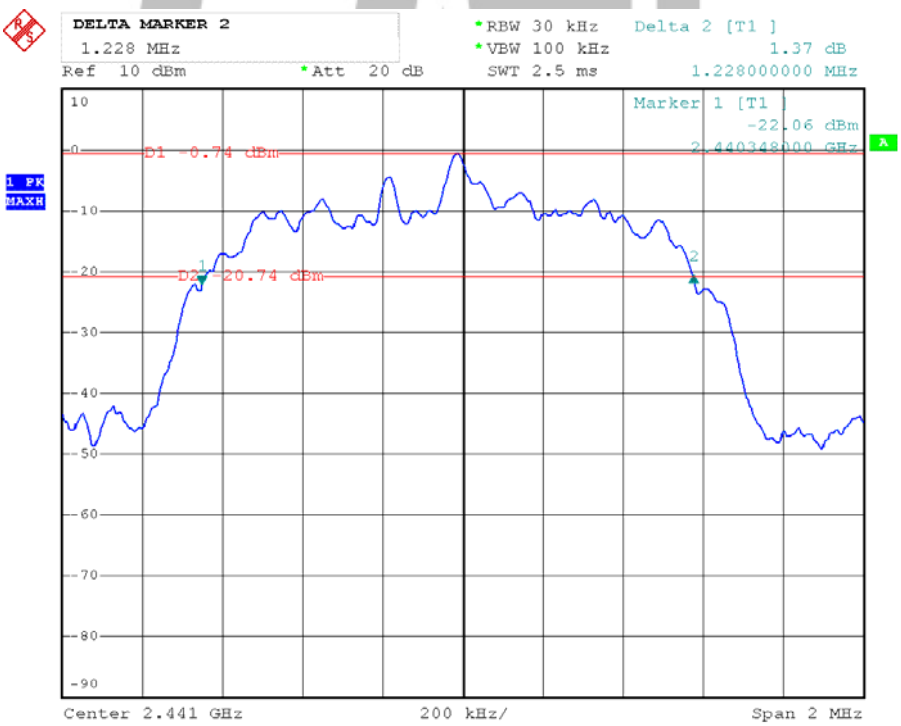

Shenzhen Hongcai Testing Technology Co.,Ltd.
1st—3rd Floor, Building C,Shuanghuan Xin Yi Dai Hi—Tech Industrial Park, No.8 Baoqing Road, Baolong Industrial Zone, Longgang District, Shenzhen City, P.R.China 518053
Tel : +86 755 86337020(60Lines) Fax : +86 755 86337028 Web : www.hct-test.com

Channel High

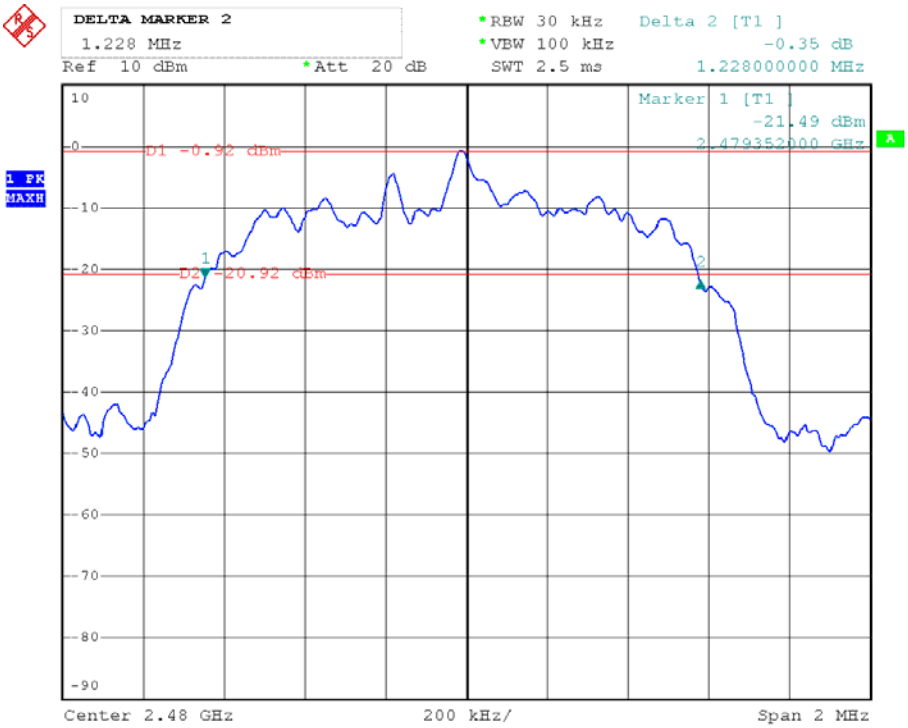

EDR 3M
Channel Low

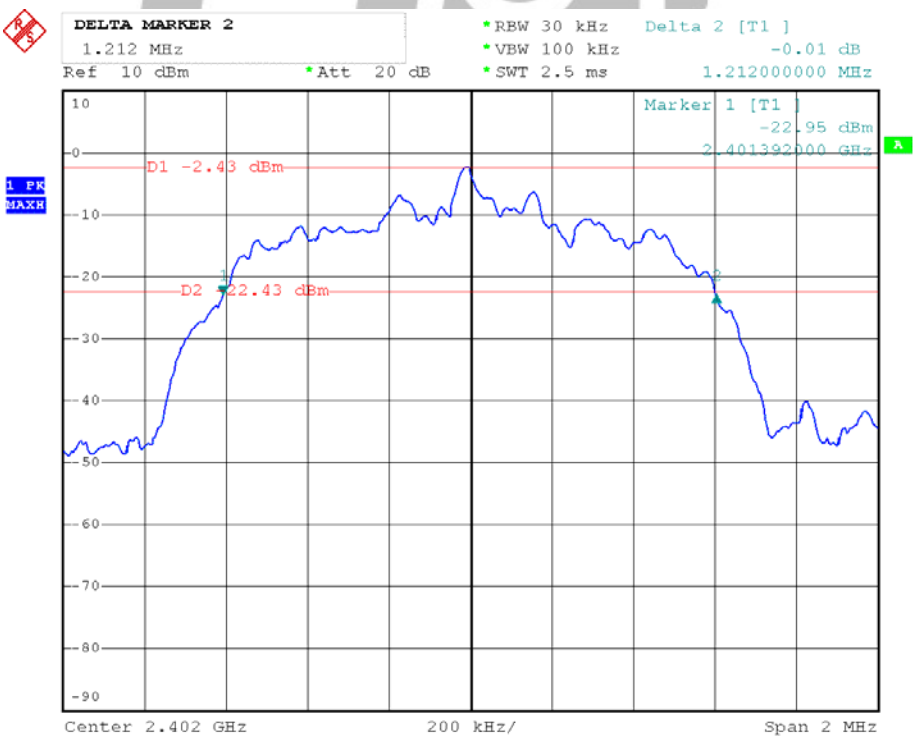

Shenzhen Hongcai Testing Technology Co.,Ltd.
1st—3rd Floor, Building C,Shuanghuan Xin Yi Dai Hi—Tech Industrial Park, No.8 Baoqing Road, Baolong Industrial Zone, Longgang District, Shenzhen City, P.R.China 518053
Tel : +86 755 86337020(60Lines) Fax : +86 755 86337028 Web : www.hct-test.com

Channel Middle

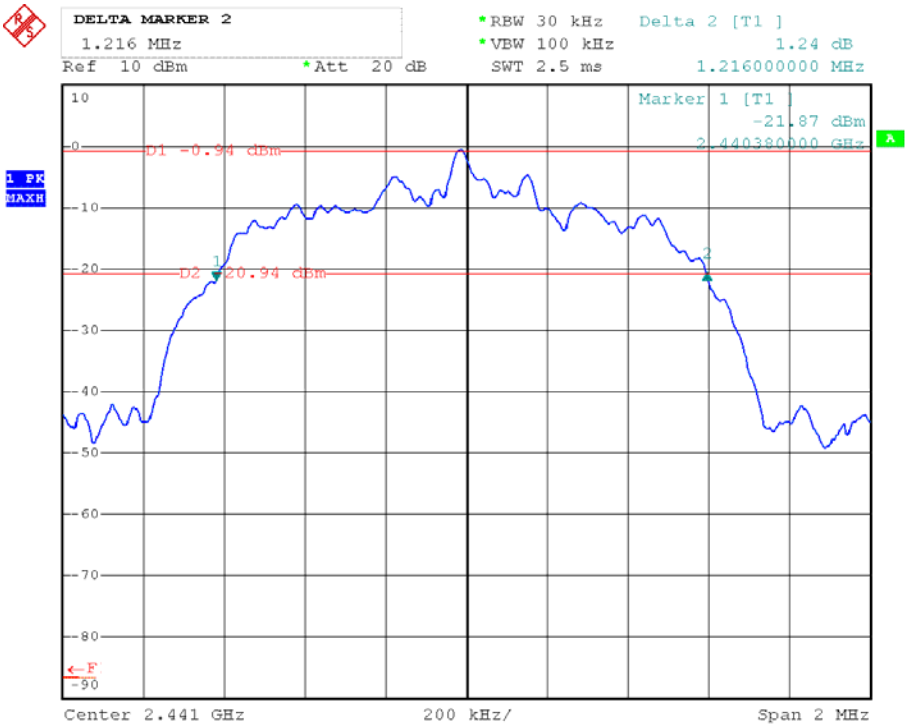

Channel High

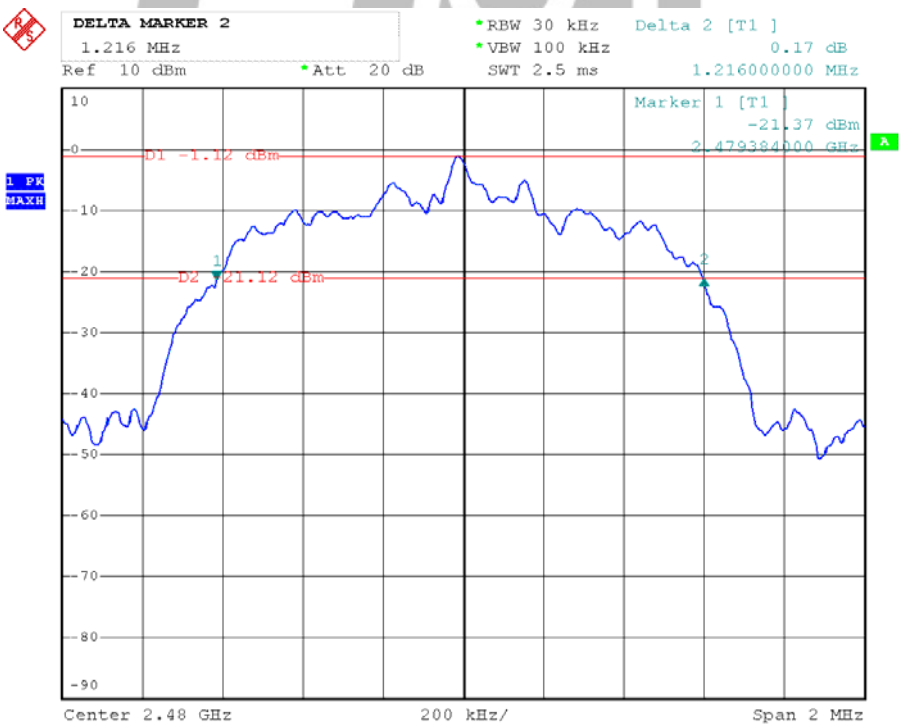

Shenzhen Hongcai Testing Technology Co.,Ltd.
1st—3rd Floor, Building C,Shuanghuan Xin Yi Dai Hi—Tech Industrial Park, No.8 Baoqing Road, Baolong Industrial Zone, Longgang District, Shenzhen City, P.R.China 518053
Tel : +86 755 86337020(60Lines) Fax : +86 755 86337028 Web : www.hct-test.com

6. Test of Hopping Channel Separation

6.1 Applicable Standard

Section 15.247(a)(1): Frequency hopping systems shall have hopping channel carrier frequencies separated by a minimum of 25 kHz or the 20 dB bandwidth of the hopping channel, whichever is greater.Alternatively, frequency hopping systems operating in the 2400-2483.5 MHz band may have hopping channel carrier frequencies that are separated by 25 kHz or two-thirds of the 20 dB bandwidth of the hopping channel, whichever is greater.

6.2 EUT Setup

Spectrum Analyzer

6.3 Test Equipment List and Details

See section 2.5.

6.4 Test Procedure

1. The transmitter output was connected to the spectrum analyzer through an attenuator.

2. Set RBW of spectrum analyzer to 30KHz and VBW to 100KHz.

3. Set Detector to Peak, Trace to Max Hold and Sweep Time is Auto.

4. The Hopping Channel Separation is defined as the separation between 2 neighboring hopping frequencies.

5. Repeat above 1~3 points for the middle and highest channel of the EUT.

6.5 Test Result

Temperature (℃) : 22~23	EUT: Portable Bluetooth speaker
Humidity (%RH): 50~54	M/N: IK501MF
Barometric Pressure (mbar): 950~1000	Operation Condition: Tx Mode

Shenzhen Hongcai Testing Technology Co.,Ltd.
1st—3rd Floor, Building C,Shuanghuan Xin Yi Dai Hi—Tech Industrial Park, No.8 Baoqing Road, Baolong Industrial Zone, Longgang District, Shenzhen City, P.R.China 518053
Tel : +86 755 86337020(60Lines) Fax : +86 755 86337028 Web : www.hct-test.com

BR 1M

Modulation Type	Frequency (MHz)	Channel Separation (MHz)	Min. Limit (kHz)
GFSK	2402~2403	1.008	>613
GFSK	2441~2442	1.000	>616
GFSK	2479~2480	1.004	>629

EDR 2M

Modulation Type	Frequency (MHz)	Channel Separation (MHz)	Min. Limit (kHz)
Pi/4 DQPSK	2402~2403	1.004	>808
Pi/4 DQPSK	2441~2442	1.008	>819
Pi/4 DQPSK	2479~2480	1.000	>819

EDR 3M

Modulation Type	Frequency (MHz)	Channel Separation (MHz)	Min. Limit (kHz)
8-DPSK	2402~2403	1.000	>808
8-DPSK	2441~2442	1.000	>811
8-DPSK	2479~2480	1.000	>811

HONGCAI TESTING

Shenzhen Hongcai Testing Technology Co.,Ltd.
1st—3rd Floor, Building C,Shuanghuan Xin Yi Dai Hi—Tech Industrial Park, No.8 Baoqing Road, Baolong Industrial Zone, Longgang District, Shenzhen City, P.R.China 518053
Tel : +86 755 86337020(60Lines) Fax : +86 755 86337028 Web : www.hct-test.com

BR 1M
Channel Low

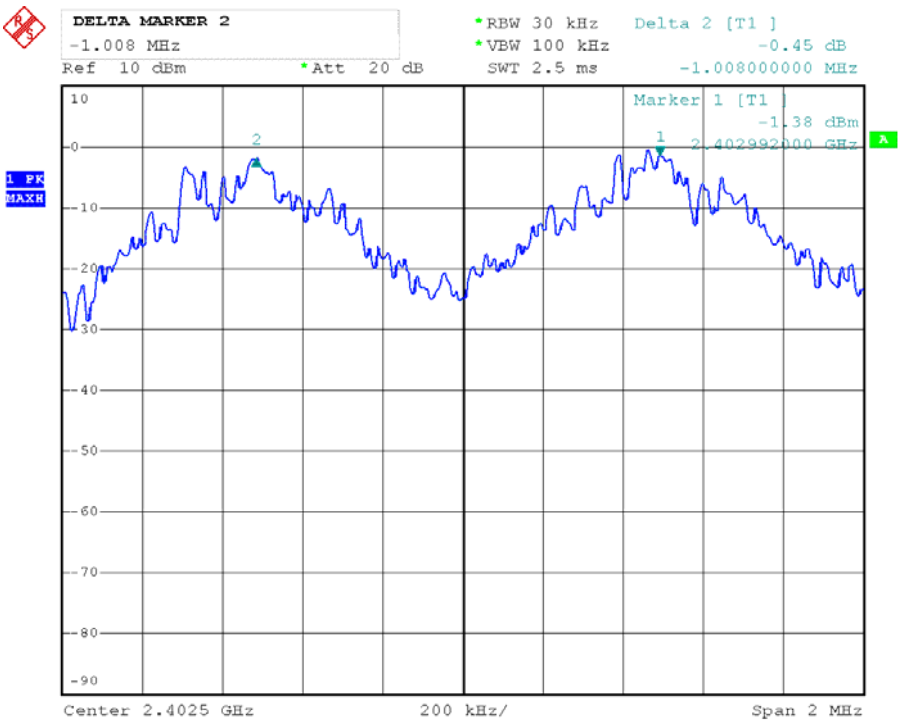

Channel Middle

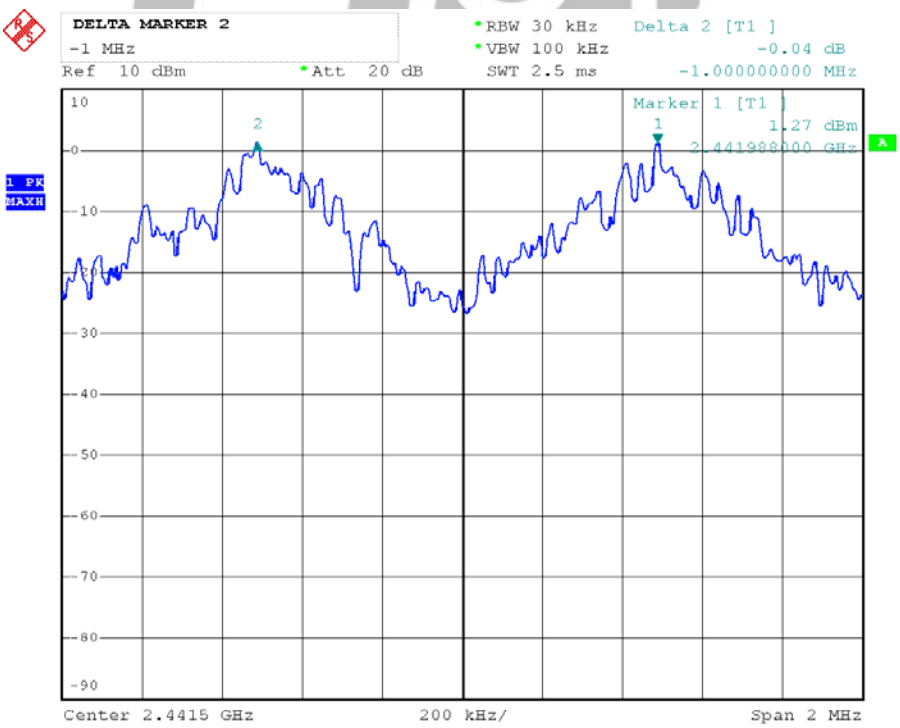

Shenzhen Hongcai Testing Technology Co.,Ltd.
1st—3rd Floor, Building C,Shuanghuan Xin Yi Dai Hi—Tech Industrial Park, No.8 Baoqing Road, Baolong Industrial Zone, Longgang District, Shenzhen City, P.R.China 518053
Tel : +86 755 86337020(60Lines) Fax : +86 755 86337028 Web : www.hct-test.com

Channel High

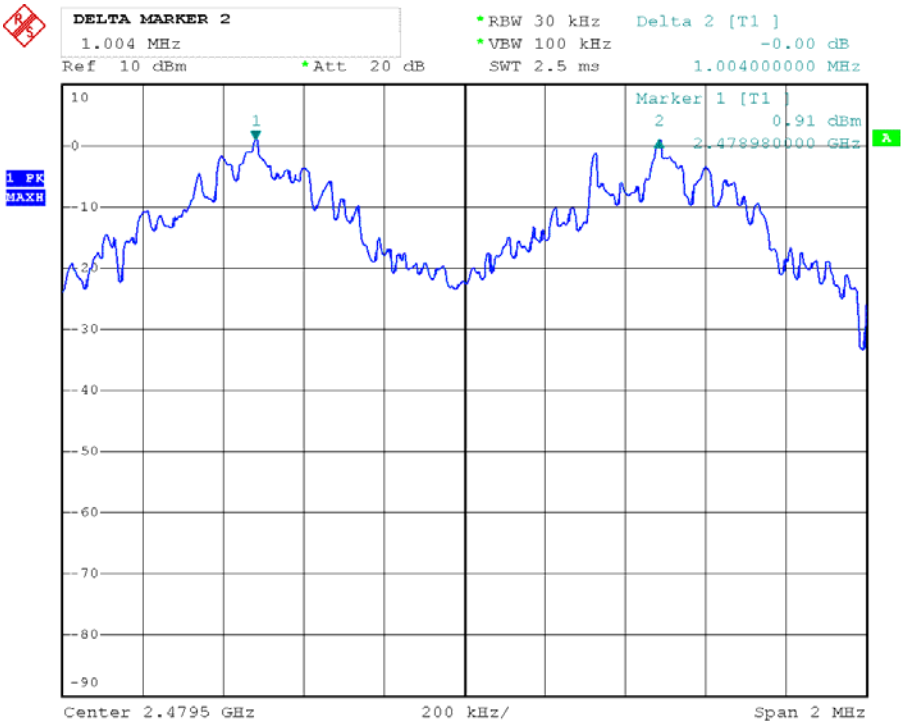

EDR 2M
Channel Low

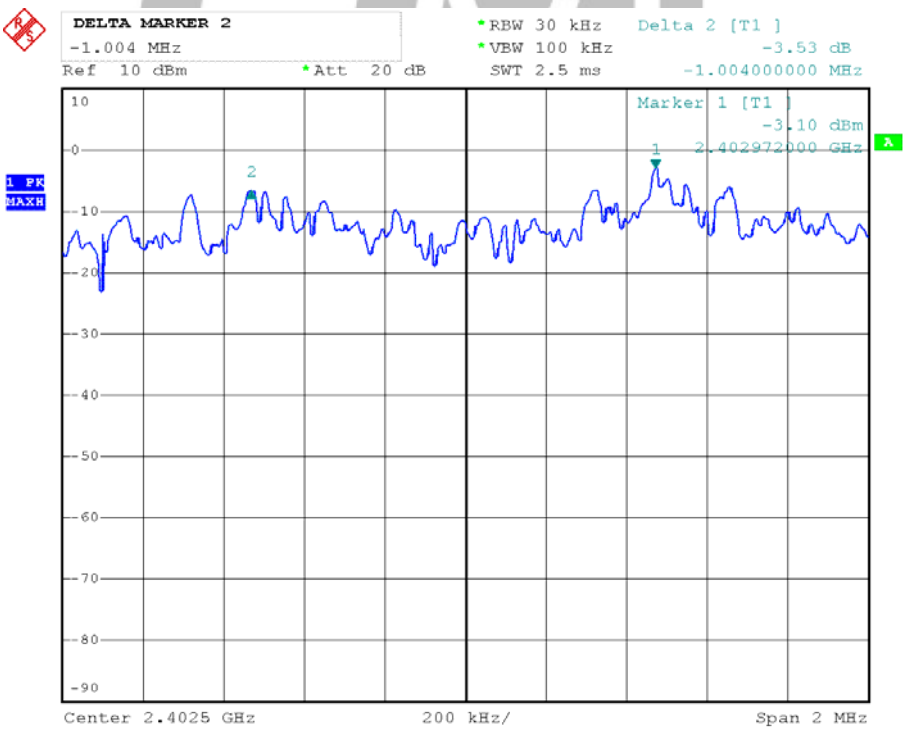

Shenzhen Hongcai Testing Technology Co.,Ltd.
1st—3rd Floor, Building C,Shuanghuan Xin Yi Dai Hi—Tech Industrial Park, No.8 Baoqing Road, Baolong Industrial Zone, Longgang District, Shenzhen City, P.R.China 518053
Tel : +86 755 86337020(60Lines) Fax : +86 755 86337028 Web : www.hct-test.com

Channel Middle

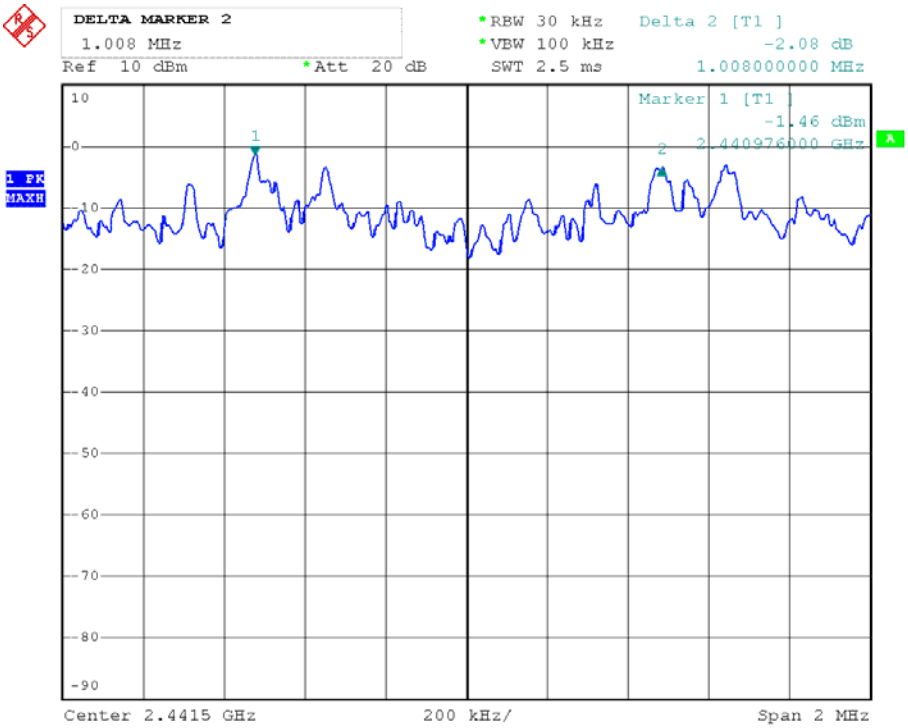

Channel High

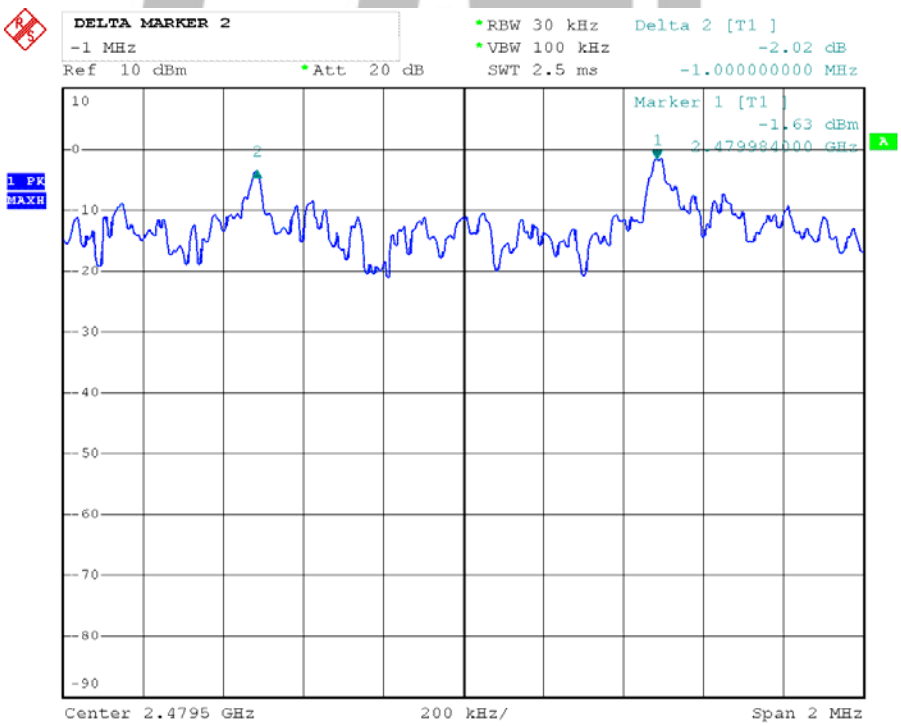

Shenzhen Hongcai Testing Technology Co.,Ltd.
1st—3rd Floor, Building C,Shuanghuan Xin Yi Dai Hi—Tech Industrial Park, No.8 Baoqing Road, Baolong Industrial Zone, Longgang District, Shenzhen City, P.R.China 518053
Tel : +86 755 86337020(60Lines) Fax : +86 755 86337028 Web : www.hct-test.com

EDR 3M
Channel Low

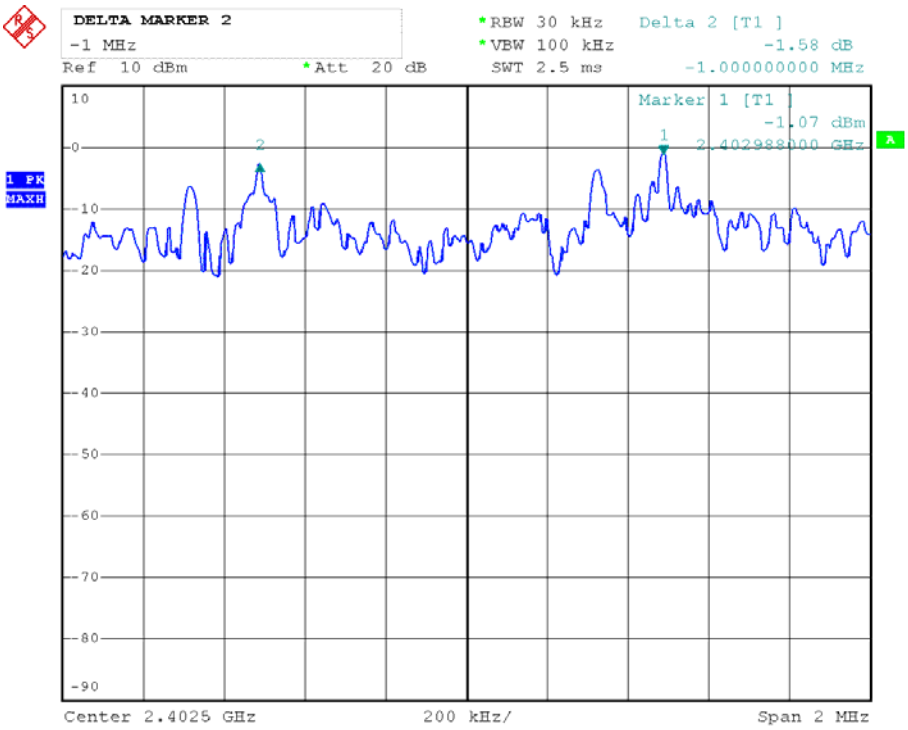

Channel Middle

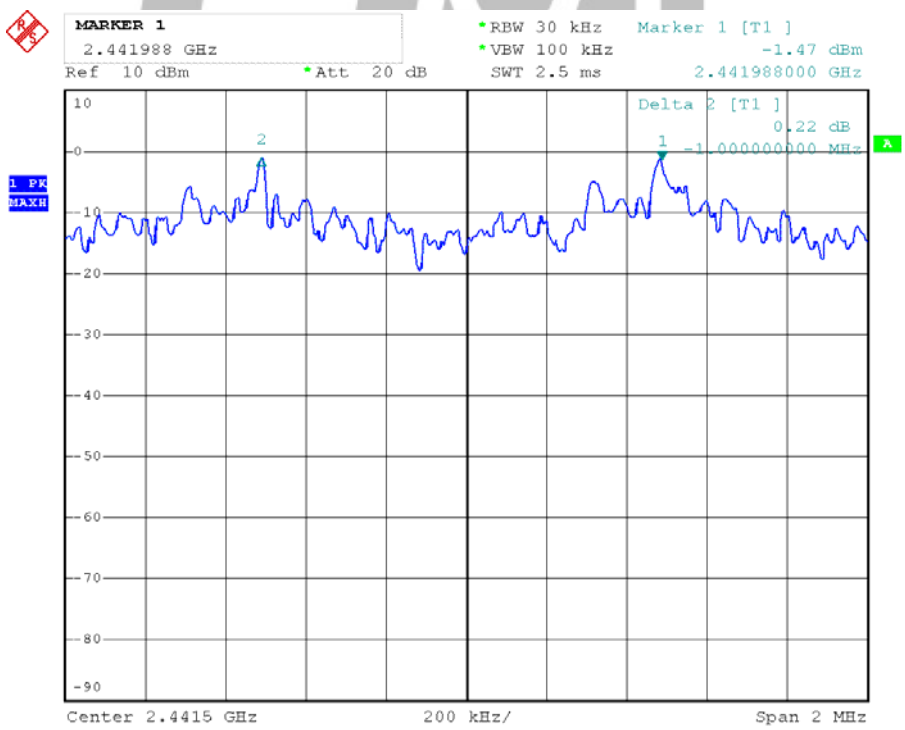

Shenzhen Hongcai Testing Technology Co.,Ltd.
1st—3rd Floor, Building C,Shuanghuan Xin Yi Dai Hi—Tech Industrial Park, No.8 Baoqing Road, Baolong Industrial Zone, Longgang District, Shenzhen City, P.R.China 518053
Tel : +86 755 86337020(60Lines) Fax : +86 755 86337028 Web : www.hct-test.com

Channel High

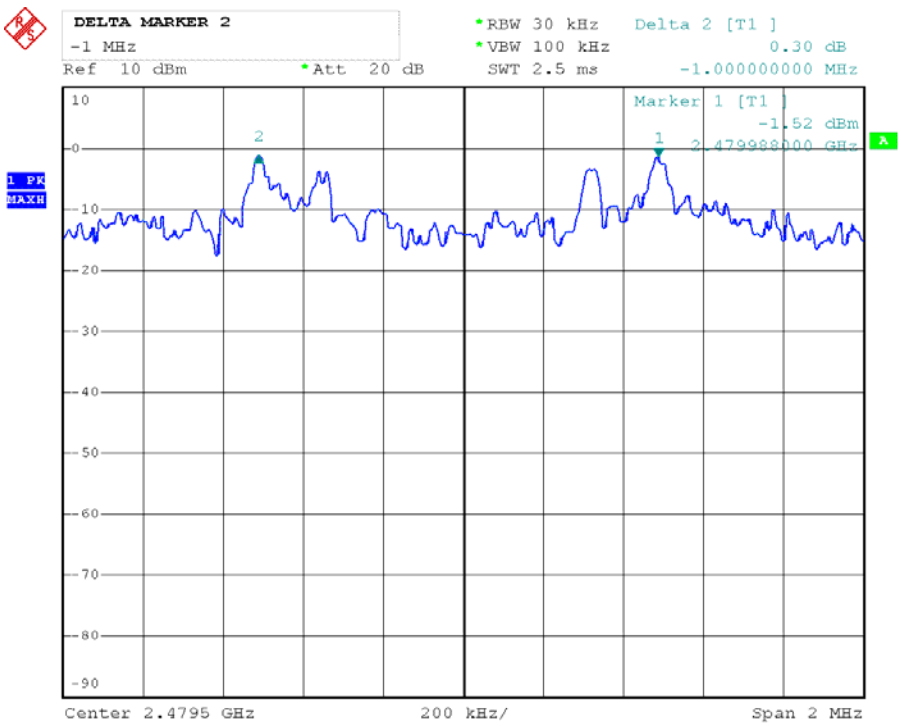

HONGCAI TESTING

Shenzhen Hongcai Testing Technology Co.,Ltd.
1st—3rd Floor, Building C,Shuanghuan Xin Yi Dai Hi—Tech Industrial Park, No.8 Baoqing Road, Baolong Industrial Zone, Longgang District, Shenzhen City, P.R.China 518053
Tel : +86 755 86337020(60Lines) Fax : +86 755 86337028 Web : www.hct-test.com

7. Test of Number of Hopping Frequency

7.1 Applicable Standard

Section 15.247(a)(1)(iii): For frequency hopping systems operating in the 2400-2483.5 MHz band employing at least 15 non-overlapping hopping channels. Frequency hopping system which use fewer than 75 hopping frequencies may employ intelligent hopping techniques to avoid interference to other transmissions. Frequency hopping system may avoid or suppress transmissions on a particular hopping frequency provided that a minimum of 15 non-overlapping channels are used.

7.2 EUT Setup

Spectrum Analyzer

7.3 Test Equipment List and Details

See section 2.5.

7.4 Test Procedure

1. The transmitter output was connected to the spectrum analyzer through an attenuator.

2. Set RBW of spectrum analyzer to 100KHz and VBW to 100KHz.

3. Set Detector to Peak, Trace to Max Hold and Sweep Time is Auto.

4. Observe frequency hopping in 2400MHz~2483.5MHz, there are at least 32 non-overlapping channels.

5. Repeat above 1~3 points for the middle and highest channel of the EUT.

7.5 Test Result

Temperature (℃) : 22~23	EUT: Portable Bluetooth speaker
Humidity (%RH): 50~54	M/N: IK501MF
Barometric Pressure (mbar): 950~1000	Operation Condition: Tx Mode

Modulation Type	Frequency (MHz)	Number of Hopping Channels	Min. Limit
GFSK	2402~2480	79	⩾15
Pi/4 DQPSK	2402~2480	79	⩾15
8-DPSK	2402~2480	79	⩾15

Shenzhen Hongcai Testing Technology Co.,Ltd.
1st—3rd Floor, Building C,Shuanghuan Xin Yi Dai Hi—Tech Industrial Park, No.8 Baoqing Road, Baolong Industrial Zone, Longgang District, Shenzhen City, P.R.China 518053
Tel : +86 755 86337020(60Lines) Fax : +86 755 86337028 Web : www.hct-test.com

BDR-1M

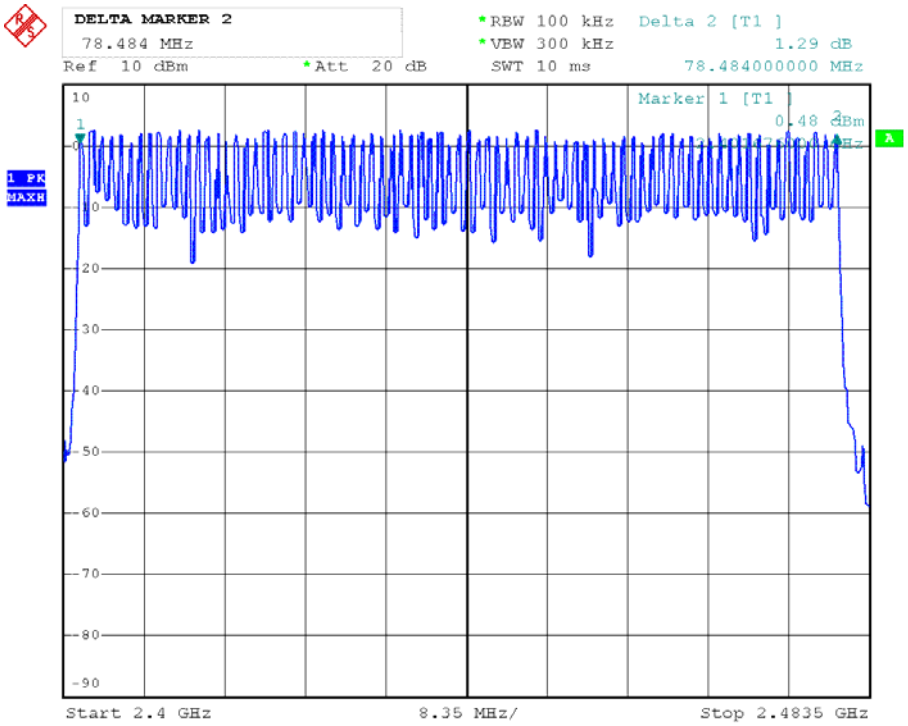

EDR-2M

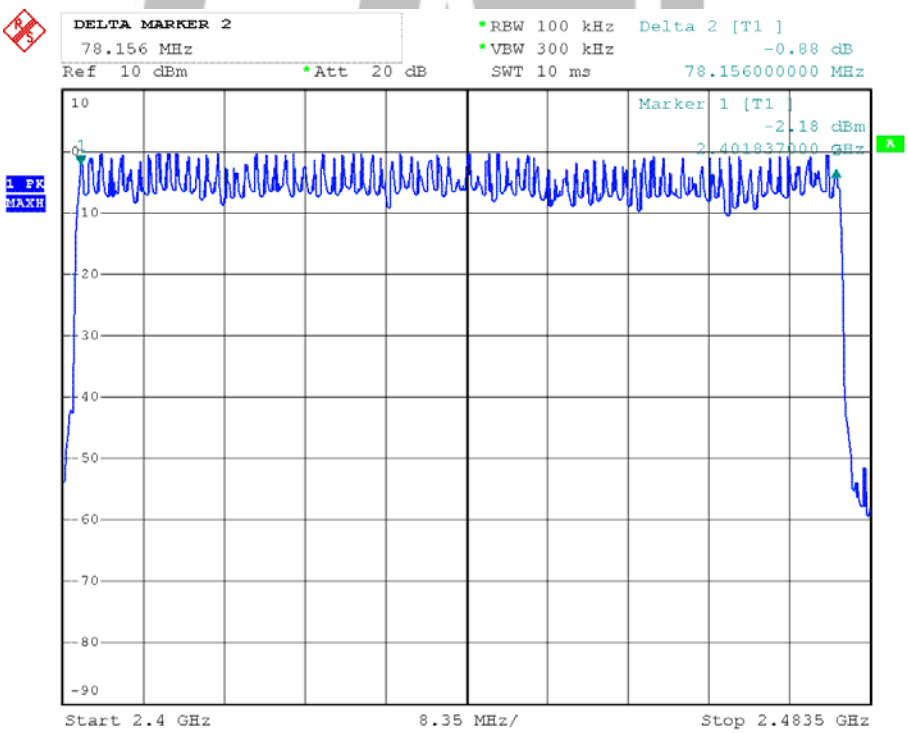

Shenzhen Hongcai Testing Technology Co.,Ltd.
1st—3rd Floor, Building C,Shuanghuan Xin Yi Dai Hi—Tech Industrial Park, No.8 Baoqing Road, Baolong Industrial Zone, Longgang District, Shenzhen City, P.R.China 518053
Tel : +86 755 86337020(60Lines) Fax : +86 755 86337028 Web : www.hct-test.com

EDR-3M

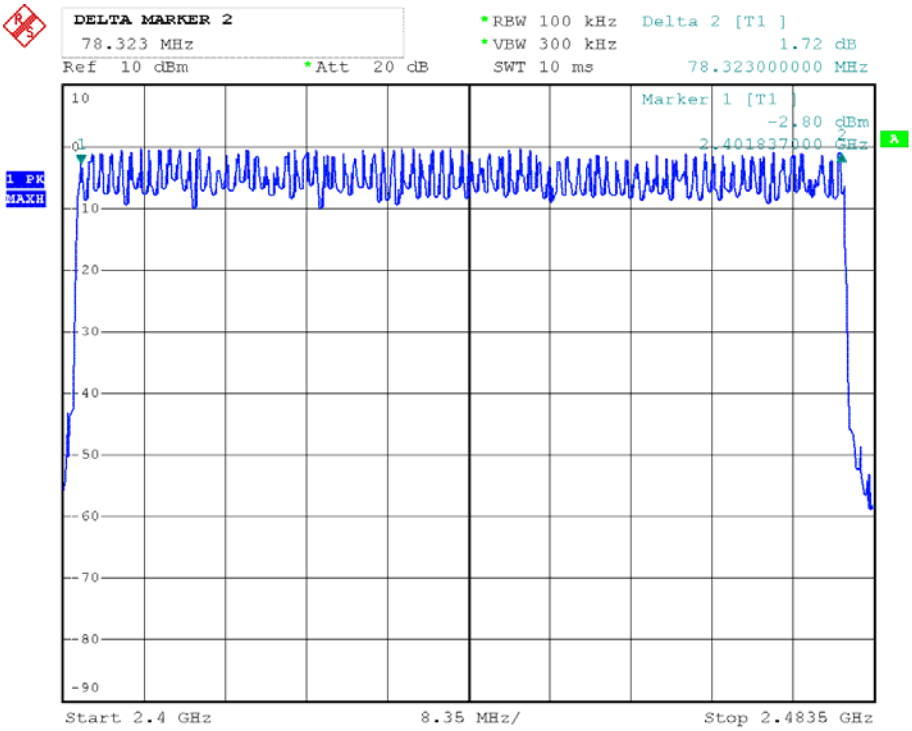

HONGCAI TESTING

Shenzhen Hongcai Testing Technology Co.,Ltd.
1st—3rd Floor, Building C,Shuanghuan Xin Yi Dai Hi—Tech Industrial Park, No.8 Baoqing Road, Baolong Industrial Zone, Longgang District, Shenzhen City, P.R.China 518053
Tel : +86 755 86337020(60Lines) Fax : +86 755 86337028 Web : www.hct-test.com

8. Test of Dwell Time of Each Frequency

8.1 Applicable Standard

Section 15.247(a)(1)(iii): For frequency hopping systems operating in the 2400-2483.5 MHz band The average time of occupancy on any channel shall not be greater than 0.4 seconds within a period of 0.4seconds multiplied by the number of hopping channels employed.

8.2 EUT Setup

Spectrum Analyzer

8.3 Test Equipment List and Details

See section 2.5.

8.4 Test Procedure

1. The transmitter output was connected to the spectrum analyzer through an attenuator.

2. Set RBW of spectrum analyzer to 1000kHz and VBW to 1000kHz.

3. Set Detector to Peak, Trace to Max Hold and Sweep Time is more than once pulse time.

4. Set the center frequency on any frequency would be measure and set the frequency span to zero span.

5. Measure the maximum time duration of one single pulse.

8.5 Test Result

Temperature (℃) : 22~23	EUT: Portable Bluetooth speaker
Humidity (%RH): 50~54	M/N: IK501MF
Barometric Pressure (mbar): 950~1000	Operation Condition: Tx Mode

DH1

Dwell time= t*(1.6/2/79)*31.6

DH3

Dwell time= t*(1.6/4/79)*31.6

DH5

Dwell time= t*(1.6/6/79)*31.6

Shenzhen Hongcai Testing Technology Co.,Ltd.
1st—3rd Floor, Building C,Shuanghuan Xin Yi Dai Hi—Tech Industrial Park, No.8 Baoqing Road, Baolong Industrial Zone, Longgang District, Shenzhen City, P.R.China 518053
Tel : +86 755 86337020(60Lines) Fax : +86 755 86337028 Web : www.hct-test.com

BR 1M
Low Channel

Modulation Type		Reading (ms)	Dwell Time (ms)	Limit (ms)
GFSK	DH1	0.384	122.88	400
GFSK	DH3	1.640	262.40	400
GFSK	DH5	2.888	309.02	400

Middle Channel

Modulation Type		Reading (ms)	Dwell Time (ms)	Limit (ms)
GFSK	DH1	0.385	123.20	400
GFSK	DH3	1.620	259.20	400
GFSK	DH5	2.888	309.02	400

High Channel

Modulation Type		Reading (ms)	Dwell Time (ms)	Limit (ms)
GFSK	DH1	0.385	123.20	400
GFSK	DH3	1.620	259.20	400
GFSK	DH5	2.888	309.02	400

EDR 2M
Low Channel

Modulation Type		Reading (ms)	Dwell Time (ms)	Limit (ms)
Pi/4 DQPSK	2DH1	0.395	126.40	400
Pi/4 DQPSK	2DH3	1.645	263.20	400
Pi/4 DQPSK	2DH5	2.909	311.26	400

Middle Channel

Modulation Type		Reading (ms)	Dwell Time (ms)	Limit (ms)
Pi/4 DQPSK	2DH1	0.395	126.40	400
Pi/4 DQPSK	2DH3	1.645	263.20	400
Pi/4 DQPSK	2DH5	2.877	307.84	400

High Channel

Modulation Type		Reading (ms)	Dwell Time (ms)	Limit (ms)
Pi/4 DQPSK	2DH1	0.395	126.40	400
Pi/4 DQPSK	2DH3	1.645	263.20	400
Pi/4 DQPSK	2DH5	2.877	307.84	400

Shenzhen Hongcai Testing Technology Co.,Ltd.
1st—3rd Floor, Building C,Shuanghuan Xin Yi Dai Hi—Tech Industrial Park, No.8 Baoqing Road, Baolong Industrial Zone, Longgang District, Shenzhen City, P.R.China 518053
Tel：+86 755 86337020(60Lines) Fax：+86 755 86337028 Web：www.hct-test.com

EDR 3M

Low Channel

Modulation Type		Reading （ms）	Dwell Time (ms)	Limit (ms)
8-DPSK	3DH1	0.400	128.00	400
8-DPSK	3DH3	1.640	262.40	400
8-DPSK	3DH5	2.896	308.97	400

Middle Channel

Modulation Type		Reading （ms）	Dwell Time (ms)	Limit (ms)
8-DPSK	3DH1	0.400	128.00	400
8-DPSK	3DH3	1.640	262.40	400
8-DPSK	3DH5	2.896	308.97	400

High Channel

Modulation Type		Reading （ms）	Dwell Time (ms)	Limit (ms)
8-DPSK	3DH1	0.405	129.60	400
8-DPSK	3DH3	1.640	262.40	400
8-DPSK	3DH5	2.896	308.97	400

HONGCAI TESTING

Shenzhen Hongcai Testing Technology Co.,Ltd.
1st—3rd Floor, Building C,Shuanghuan Xin Yi Dai Hi—Tech Industrial Park, No.8 Baoqing Road, Baolong Industrial Zone, Longgang District, Shenzhen City, P.R.China 518053
Tel：+86 755 86337020(60Lines) Fax：+86 755 86337028 Web：www.hct-test.com

BDR-DH1
Channel Low

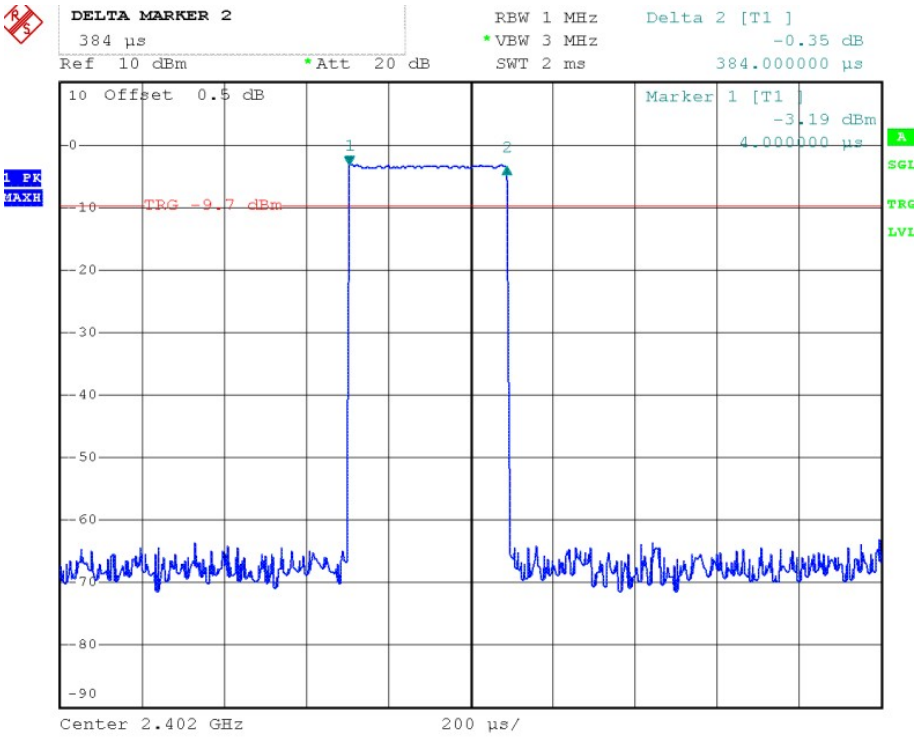

Channel Middle

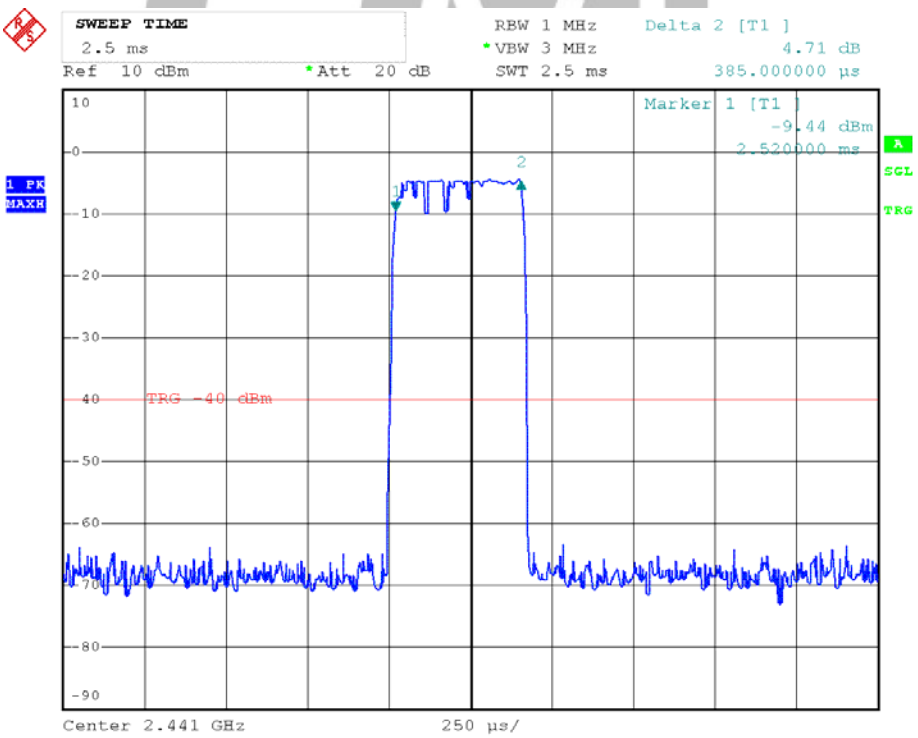

Shenzhen Hongcai Testing Technology Co.,Ltd.
1st—3rd Floor, Building C,Shuanghuan Xin Yi Dai Hi—Tech Industrial Park, No.8 Baoqing Road, Baolong Industrial Zone, Longgang District, Shenzhen City, P.R.China 518053
Tel : +86 755 86337020(60Lines) Fax : +86 755 86337028 Web : www.hct-test.com

Channel High

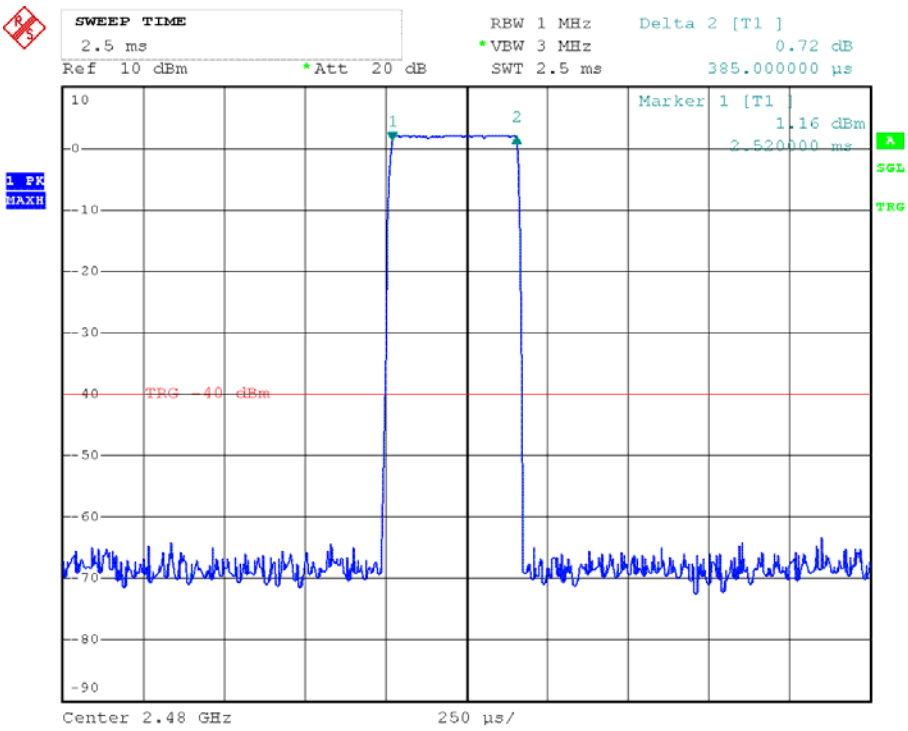

DH3
Channel Low

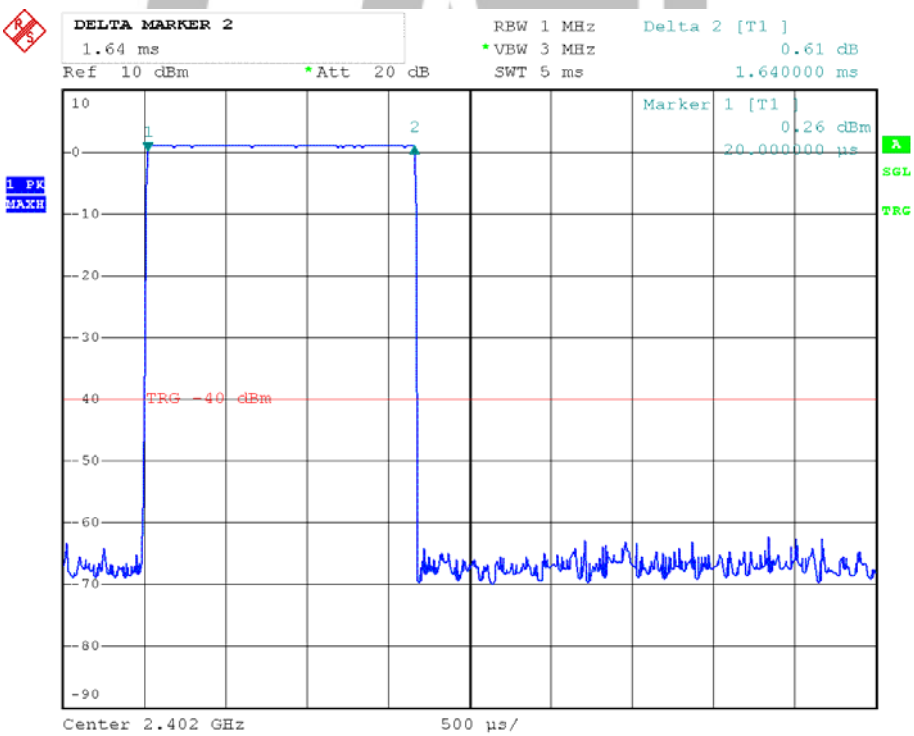

Shenzhen Hongcai Testing Technology Co.,Ltd.
1st—3rd Floor, Building C,Shuanghuan Xin Yi Dai Hi—Tech Industrial Park, No.8 Baoqing Road, Baolong Industrial Zone, Longgang District, Shenzhen City, P.R.China 518053
Tel : +86 755 86337020(60Lines) Fax : +86 755 86337028 Web : www.hct-test.com

Channel Middle

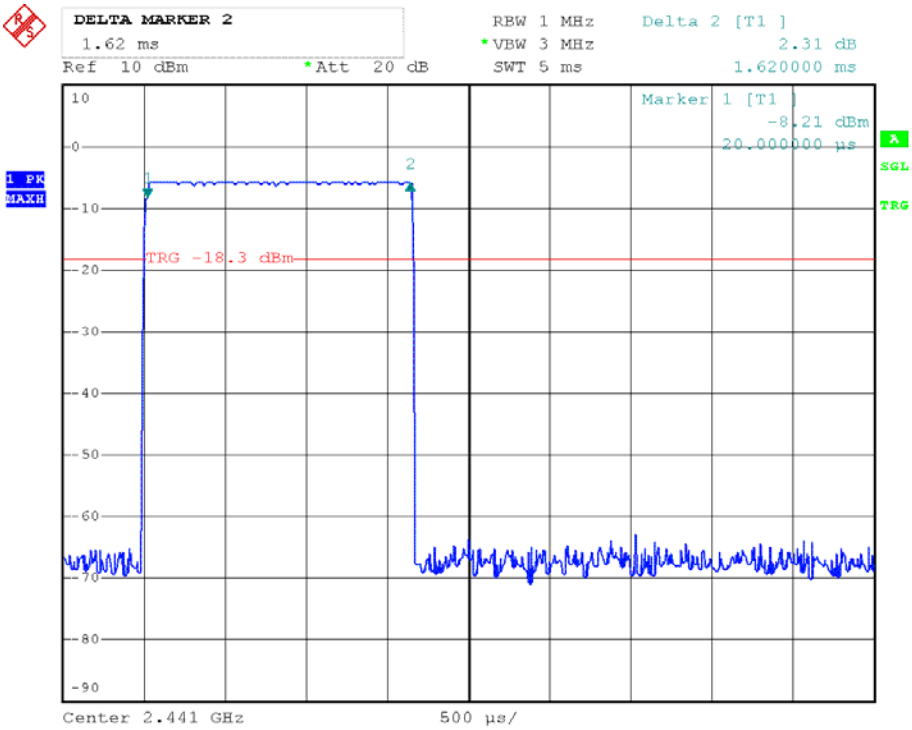

Channel High

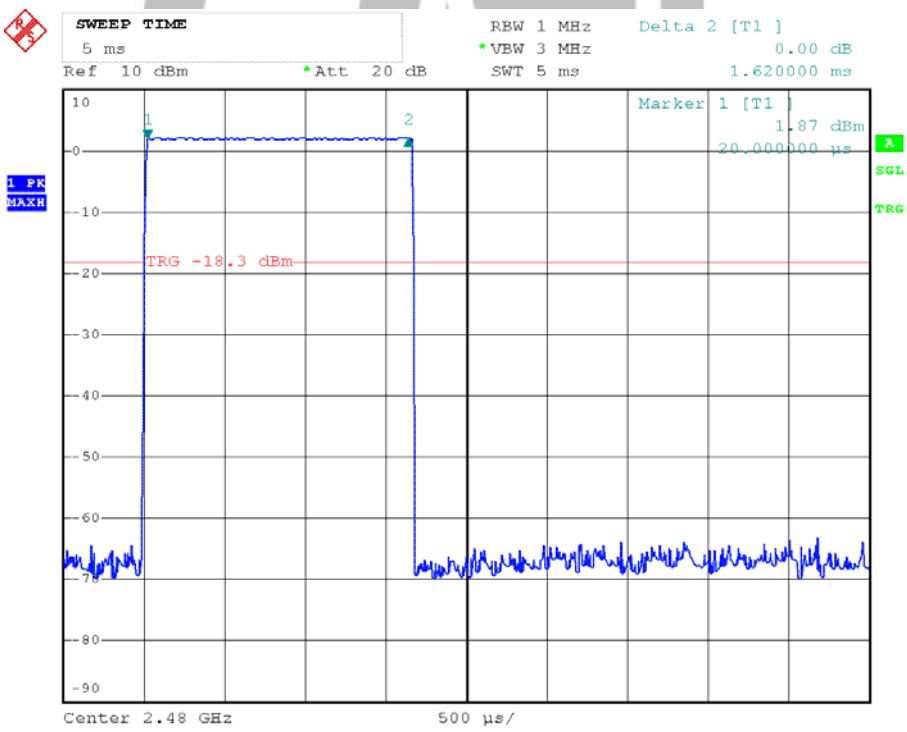

Shenzhen Hongcai Testing Technology Co.,Ltd.
1st—3rd Floor, Building C,Shuanghuan Xin Yi Dai Hi—Tech Industrial Park, No.8 Baoqing Road, Baolong Industrial Zone, Longgang District, Shenzhen City, P.R.China 518053
Tel : +86 755 86337020(60Lines) Fax : +86 755 86337028 Web : www.hct-test.com

DH5
Channel Low

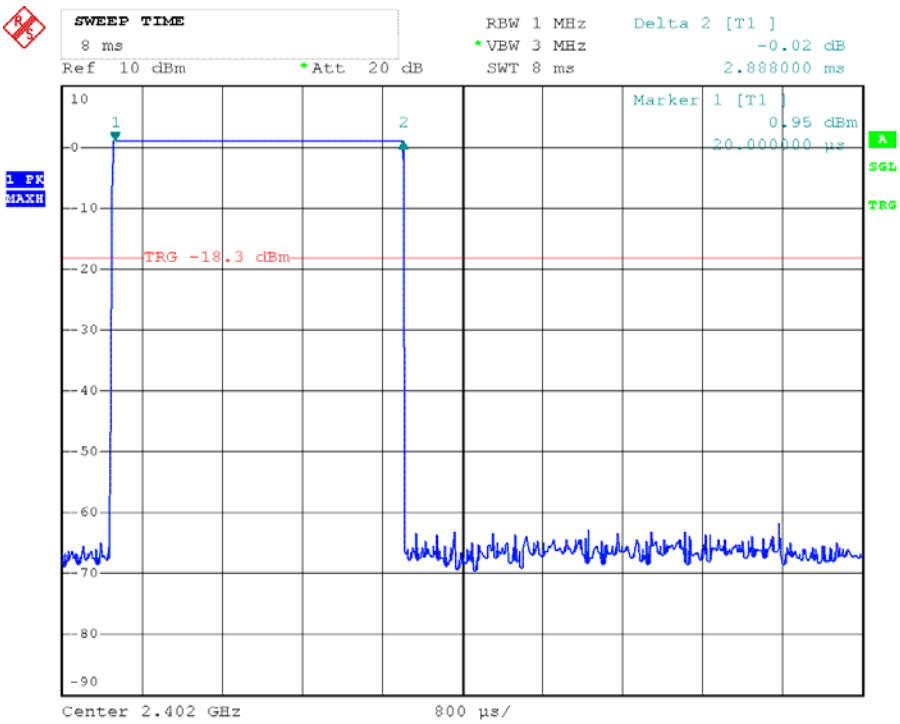

Channel Middle

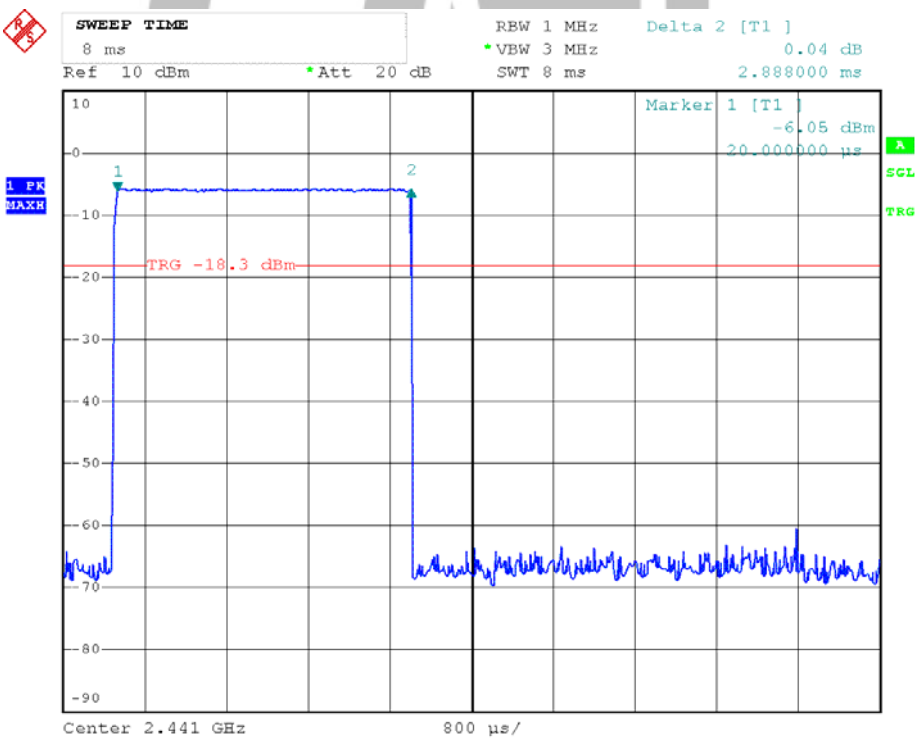

Shenzhen Hongcai Testing Technology Co.,Ltd.
1st—3rd Floor, Building C,Shuanghuan Xin Yi Dai Hi—Tech Industrial Park, No.8 Baoqing Road, Baolong Industrial Zone, Longgang District, Shenzhen City, P.R.China 518053
Tel : +86 755 86337020(60Lines) Fax : +86 755 86337028 Web : www.hct-test.com

Channel High

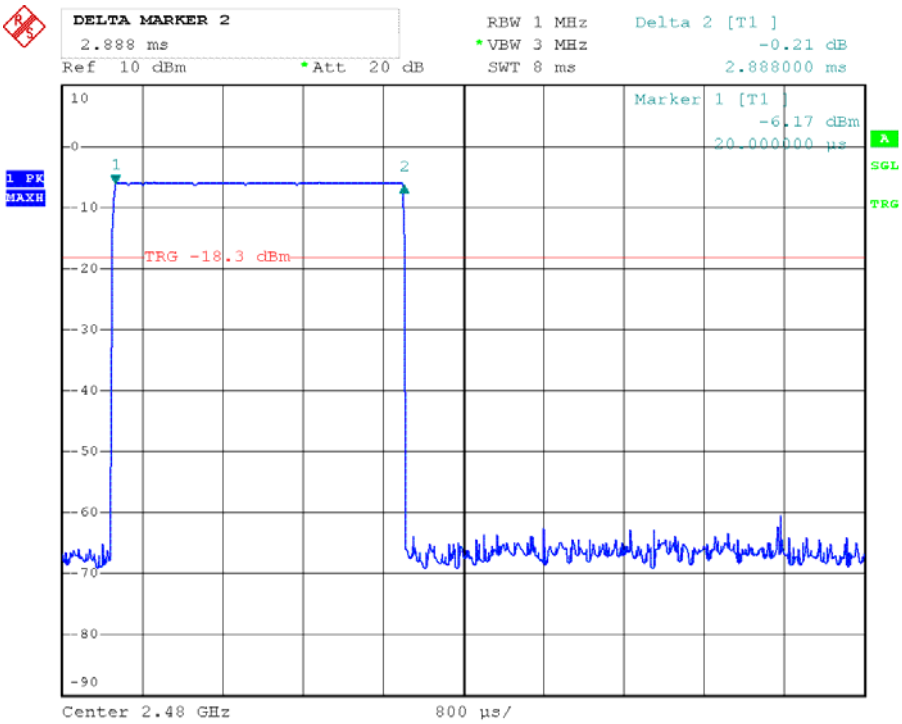

EDR 2M 2DH1
Channel Low

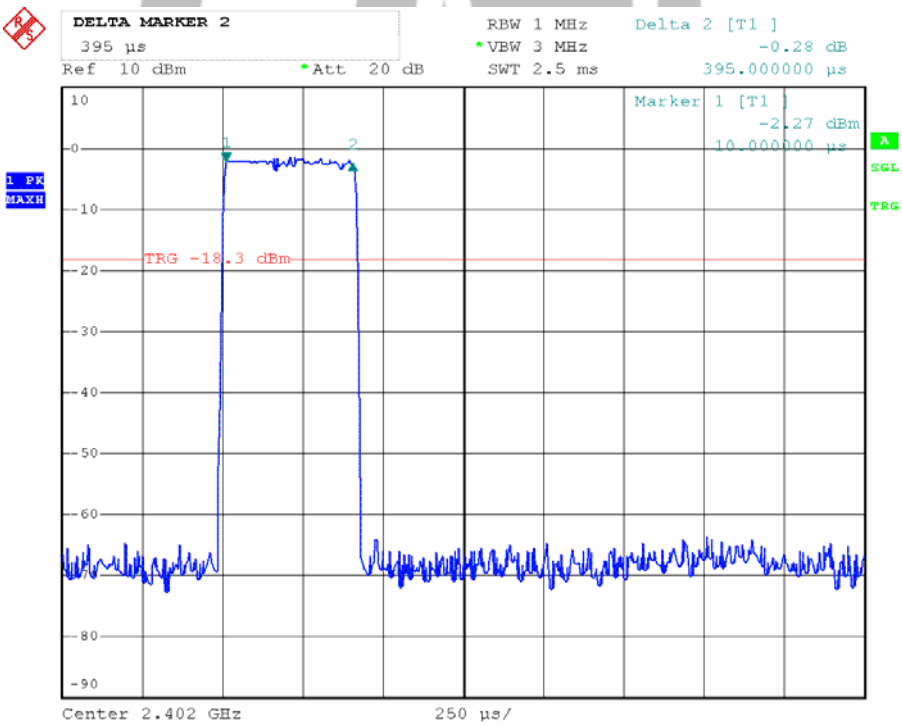

Shenzhen Hongcai Testing Technology Co.,Ltd.
1st—3rd Floor, Building C,Shuanghuan Xin Yi Dai Hi—Tech Industrial Park, No.8 Baoqing Road, Baolong Industrial Zone, Longgang District, Shenzhen City, P.R.China 518053
Tel : +86 755 86337020(60Lines) Fax : +86 755 86337028 Web : www.hct-test.com

Channel Middle

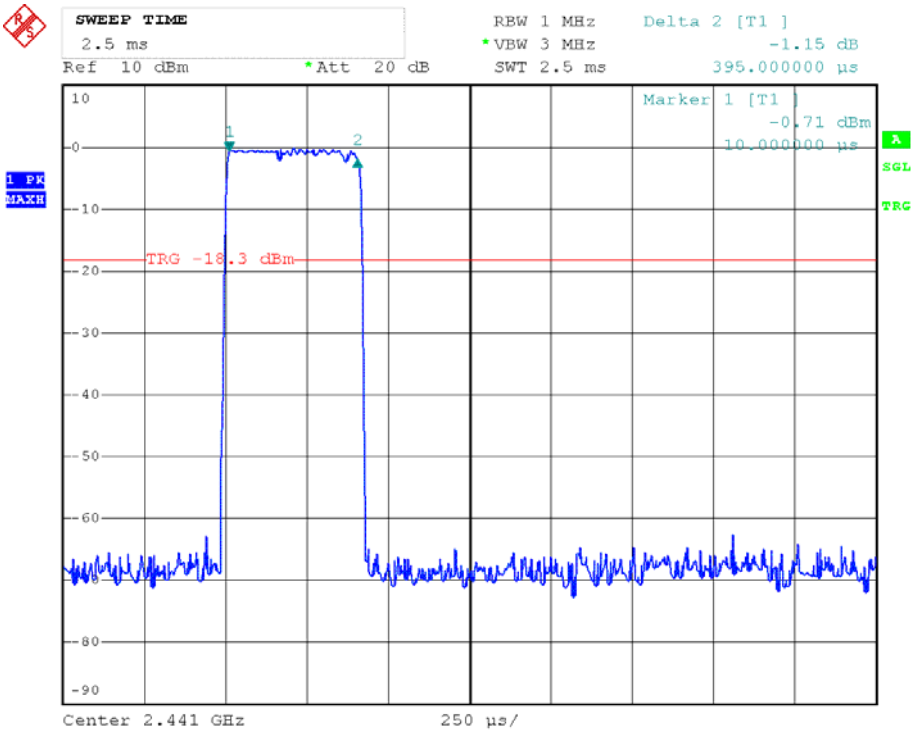

Channel High

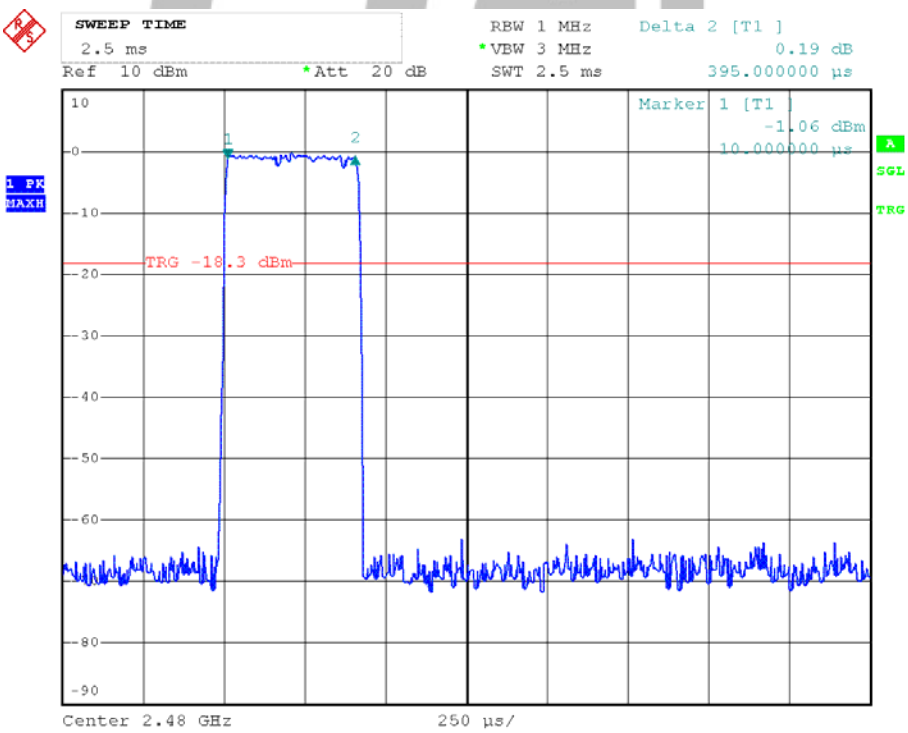

Shenzhen Hongcai Testing Technology Co.,Ltd.
1st—3rd Floor, Building C,Shuanghuan Xin Yi Dai Hi—Tech Industrial Park, No.8 Baoqing Road, Baolong Industrial Zone, Longgang District, Shenzhen City, P.R.China 518053
Tel : +86 755 86337020(60Lines) Fax : +86 755 86337028 Web : www.hct-test.com

EDR 2M 2DH3
Channel Low

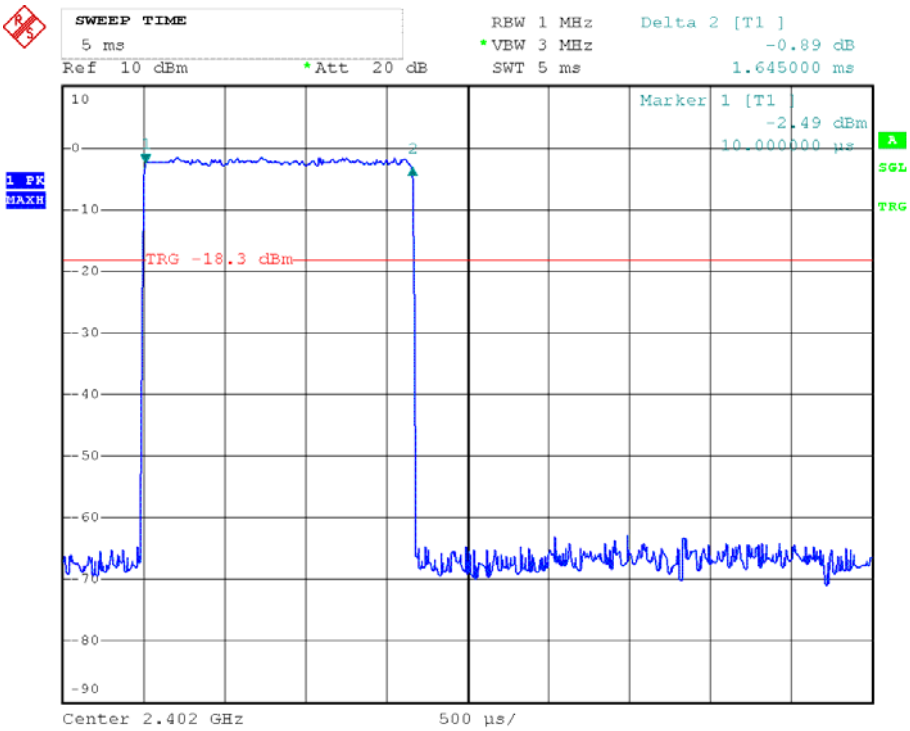

Channel Middle

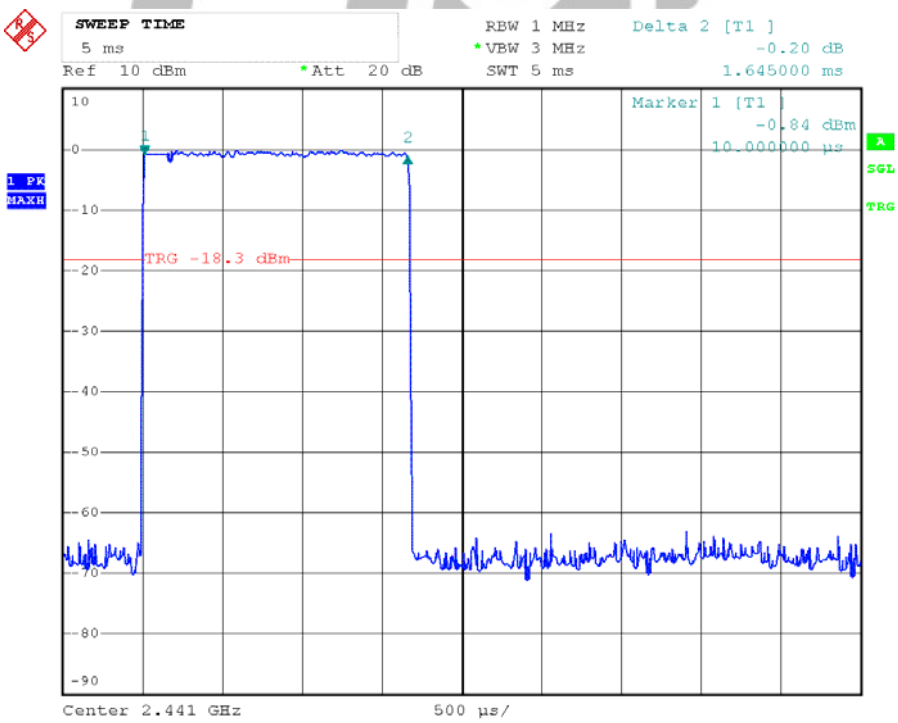

Shenzhen Hongcai Testing Technology Co.,Ltd.
1st—3rd Floor, Building C,Shuanghuan Xin Yi Dai Hi—Tech Industrial Park, No.8 Baoqing Road, Baolong Industrial Zone, Longgang District, Shenzhen City, P.R.China 518053
Tel : +86 755 86337020(60Lines) Fax : +86 755 86337028 Web : www.hct-test.com

Channel High

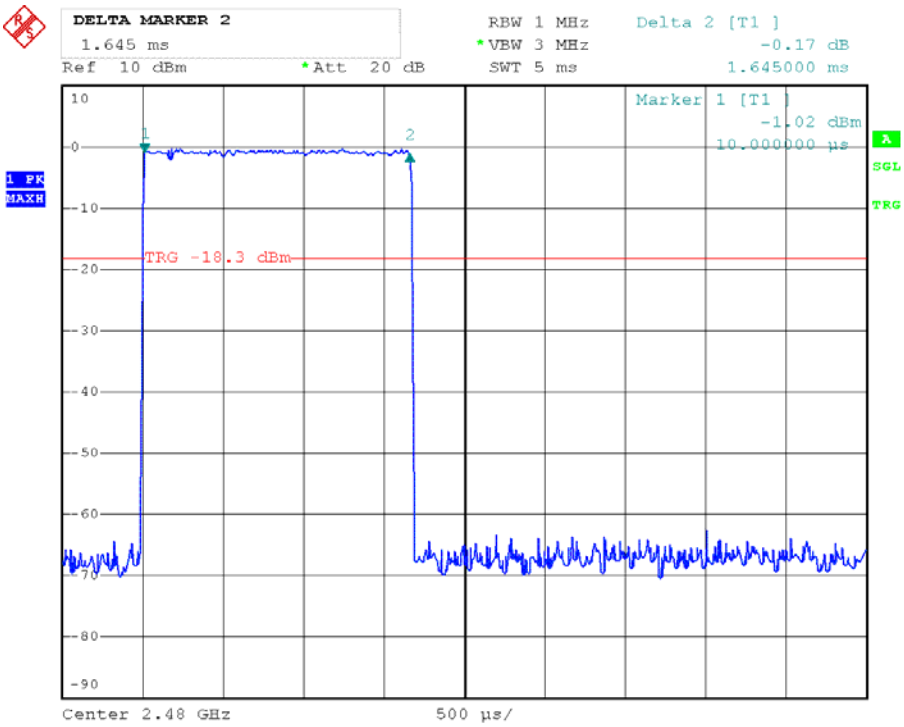

EDR 2M 2DH5
Channel Low

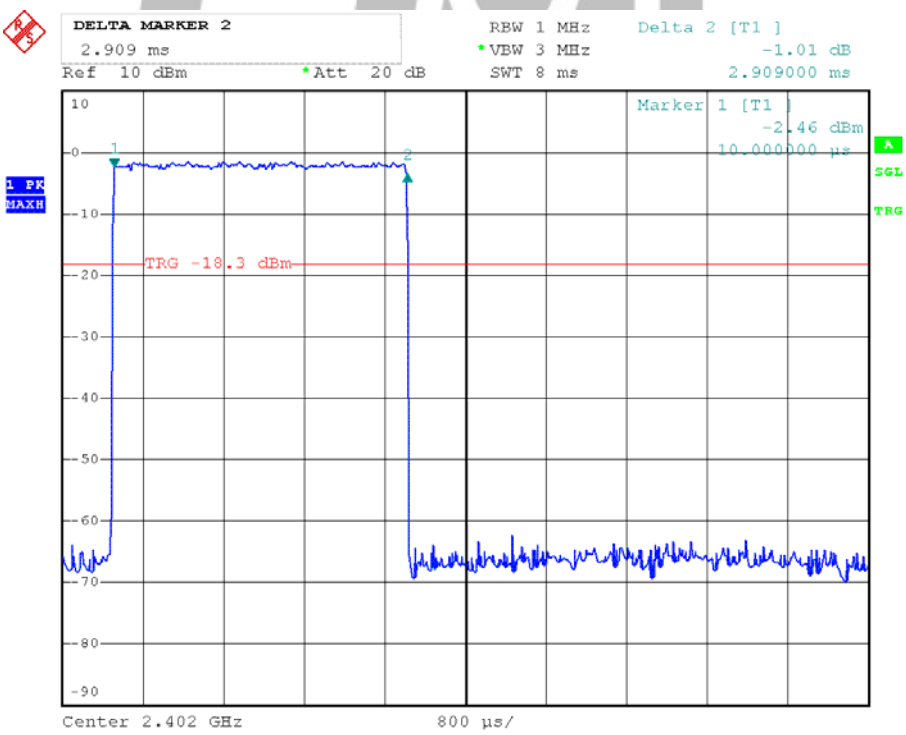

Shenzhen Hongcai Testing Technology Co.,Ltd.
1st—3rd Floor, Building C,Shuanghuan Xin Yi Dai Hi—Tech Industrial Park, No.8 Baoqing Road, Baolong Industrial Zone, Longgang District, Shenzhen City, P.R.China 518053
Tel : +86 755 86337020(60Lines) Fax : +86 755 86337028 Web : www.hct-test.com

Channel Middle

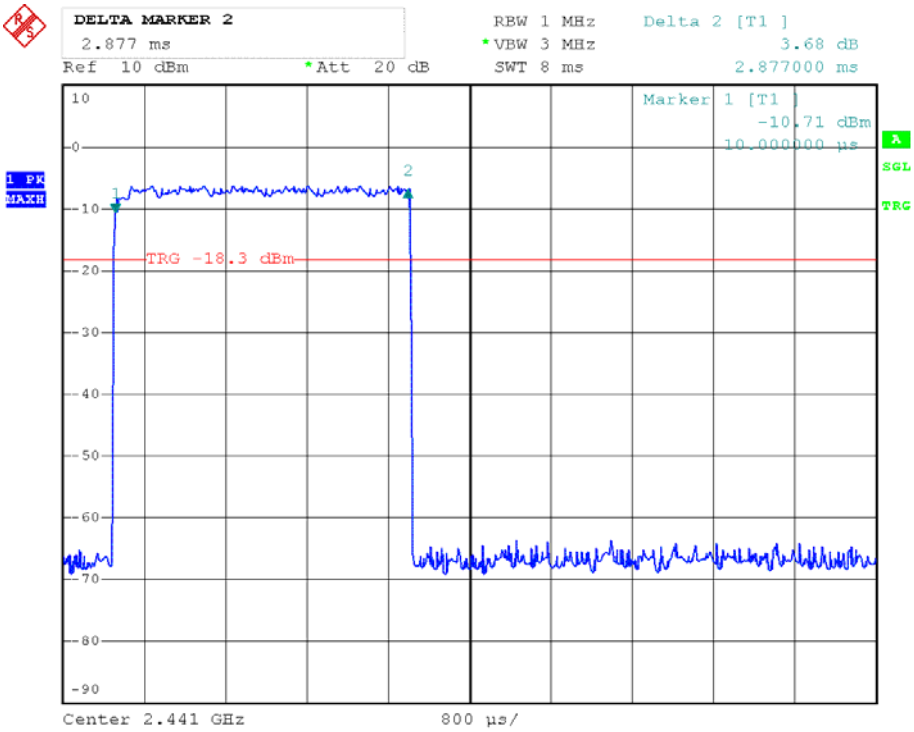

Channel High

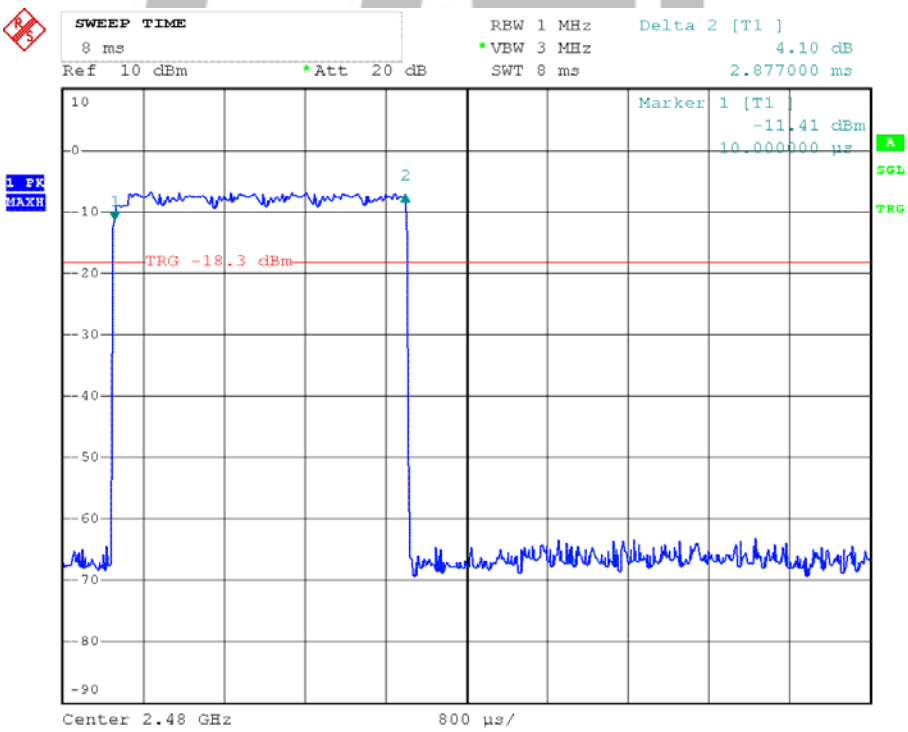

Shenzhen Hongcai Testing Technology Co.,Ltd.
1st—3rd Floor, Building C,Shuanghuan Xin Yi Dai Hi—Tech Industrial Park, No.8 Baoqing Road, Baolong Industrial Zone, Longgang District, Shenzhen City, P.R.China 518053
Tel : +86 755 86337020(60Lines) Fax : +86 755 86337028 Web : www.hct-test.com

EDR 3M 3DH1
Channel Low

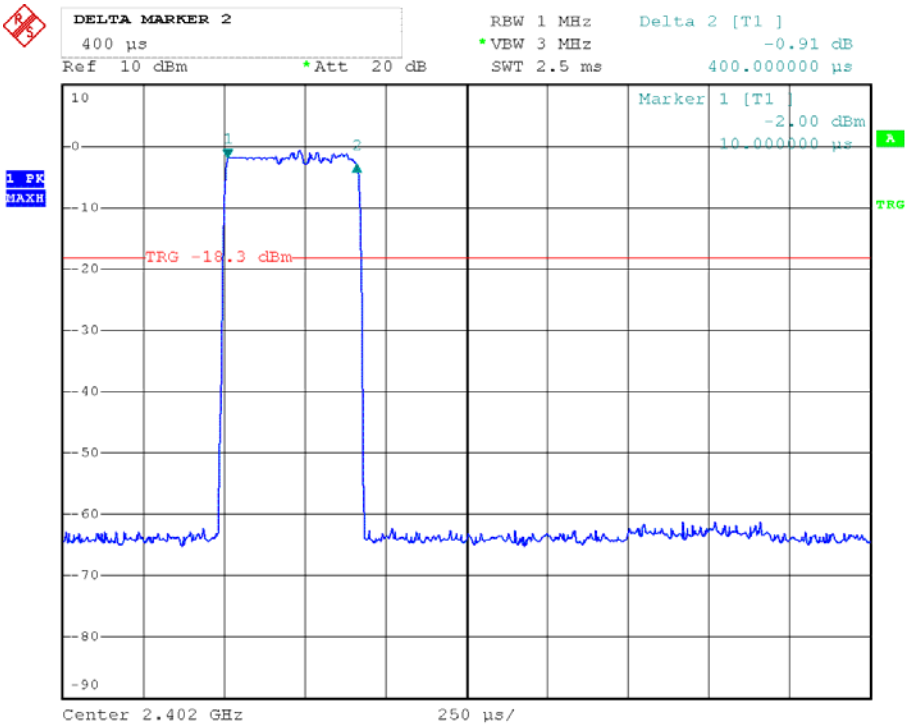

Channel Middle

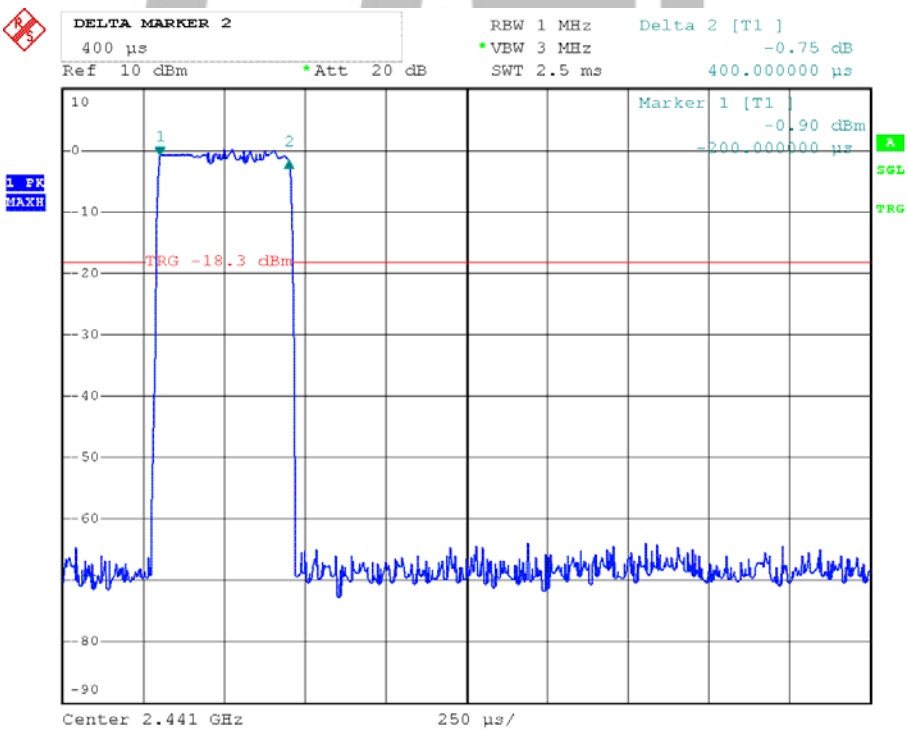

Shenzhen Hongcai Testing Technology Co.,Ltd.
1st—3rd Floor, Building C,Shuanghuan Xin Yi Dai Hi—Tech Industrial Park, No.8 Baoqing Road, Baolong Industrial Zone, Longgang District, Shenzhen City, P.R.China 518053
Tel : +86 755 86337020(60Lines) Fax : +86 755 86337028 Web : www.hct-test.com

Channel High

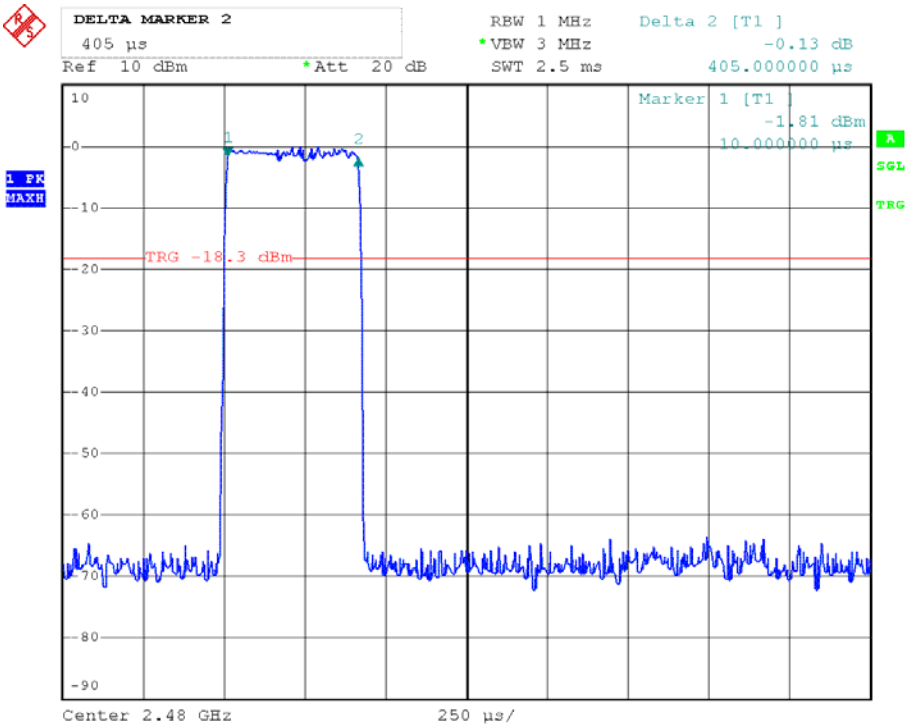

EDR 3M 3DH3
Channel Low

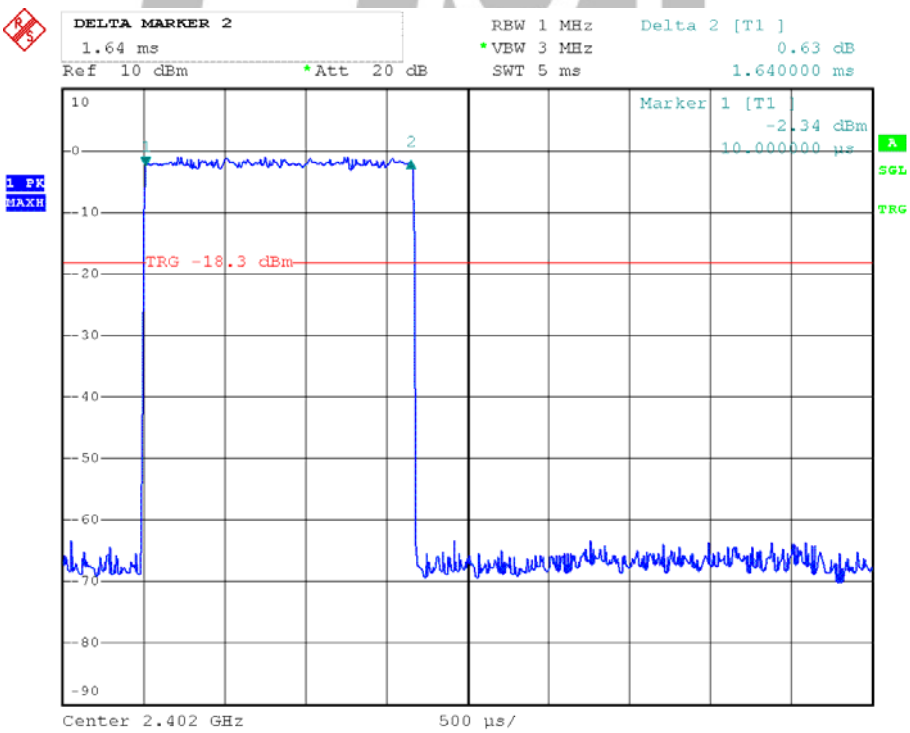

Shenzhen Hongcai Testing Technology Co.,Ltd.
1st—3rd Floor, Building C,Shuanghuan Xin Yi Dai Hi—Tech Industrial Park, No.8 Baoqing Road, Baolong Industrial Zone, Longgang District, Shenzhen City, P.R.China 518053
Tel : +86 755 86337020(60Lines) Fax : +86 755 86337028 Web : www.hct-test.com

Channel Middle

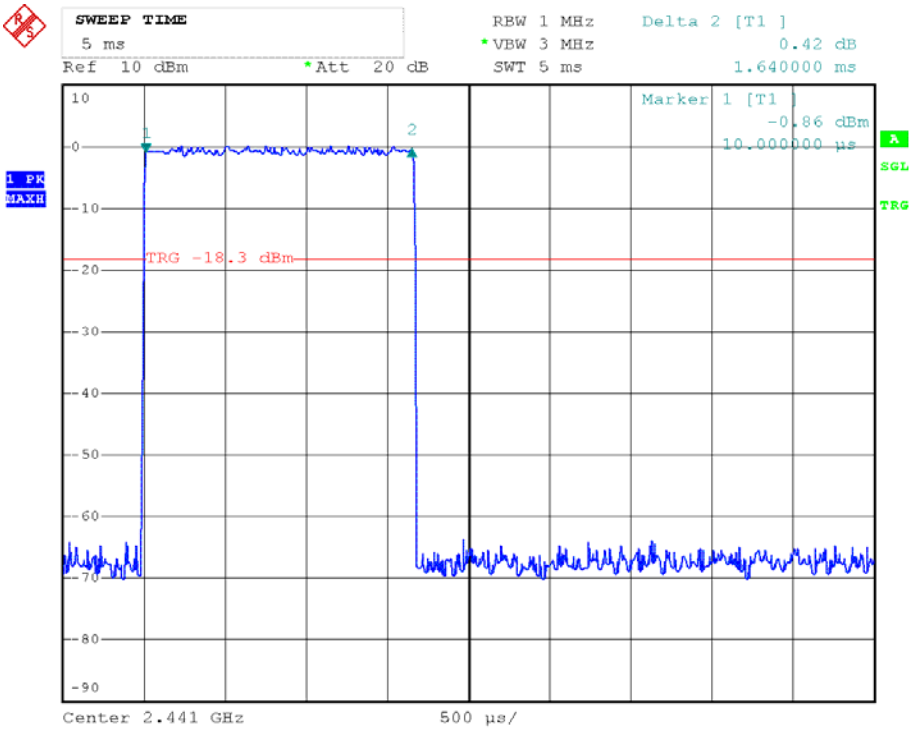

Channel High

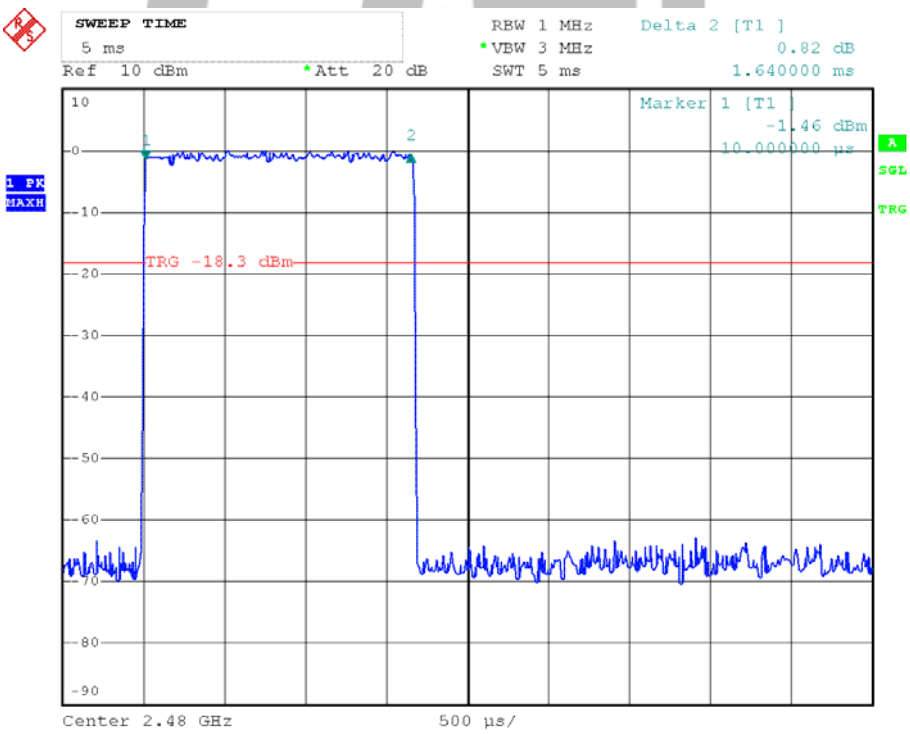

Shenzhen Hongcai Testing Technology Co.,Ltd.
1st—3rd Floor, Building C,Shuanghuan Xin Yi Dai Hi—Tech Industrial Park, No.8 Baoqing Road, Baolong Industrial Zone, Longgang District, Shenzhen City, P.R.China 518053
Tel : +86 755 86337020(60Lines) Fax : +86 755 86337028 Web : www.hct-test.com

EDR 3M 3DH5
Channel Low

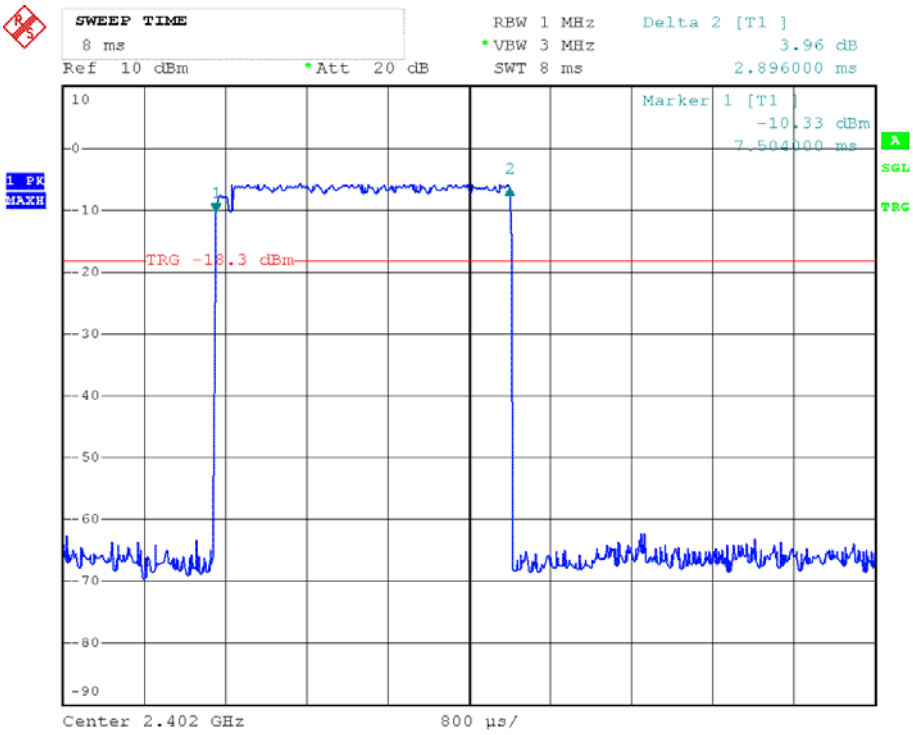

Channel Middle

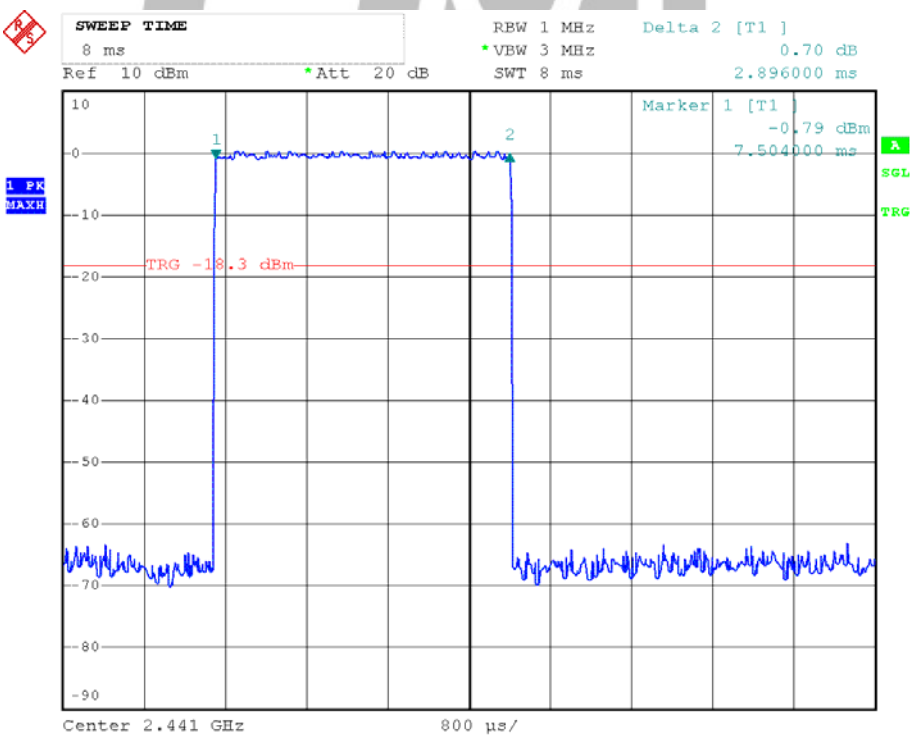

Shenzhen Hongcai Testing Technology Co.,Ltd.
1st—3rd Floor, Building C,Shuanghuan Xin Yi Dai Hi—Tech Industrial Park, No.8 Baoqing Road, Baolong Industrial Zone, Longgang District, Shenzhen City, P.R.China 518053
Tel : +86 755 86337020(60Lines) Fax : +86 755 86337028 Web : www.hct-test.com

Channel High

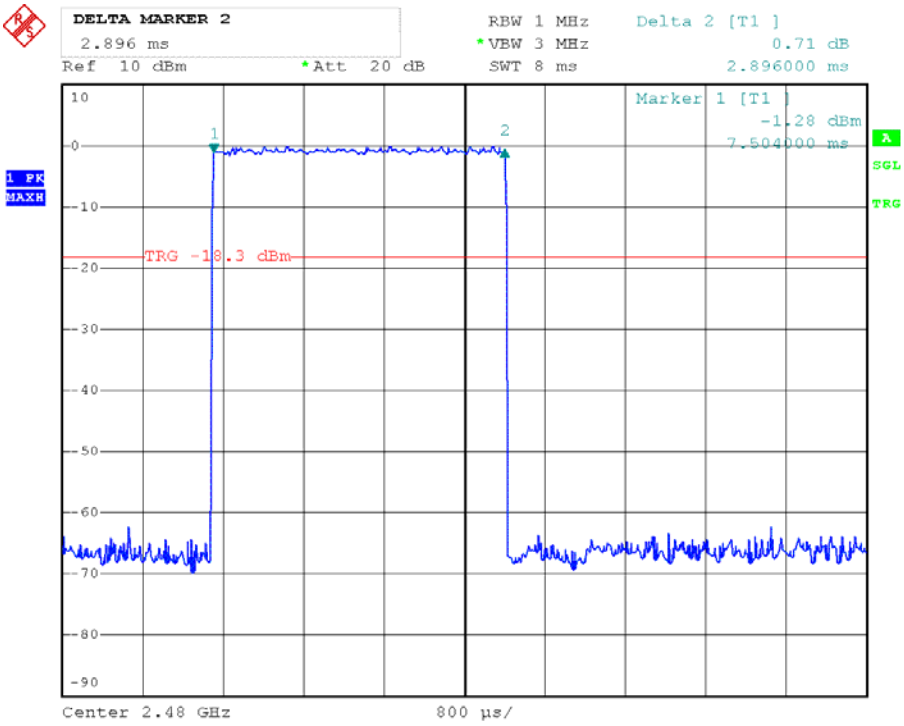

HONGCAI TESTING

Shenzhen Hongcai Testing Technology Co.,Ltd.
1st—3rd Floor, Building C,Shuanghuan Xin Yi Dai Hi—Tech Industrial Park, No.8 Baoqing Road, Baolong Industrial Zone, Longgang District, Shenzhen City, P.R.China 518053
Tel : +86 755 86337020(60Lines) Fax : +86 755 86337028 Web : www.hct-test.com

9. Test of Maximum Peak Output Power

9.1 Applicable Standard

Section 15.247(b)(1): For frequency hopping systems operating in the 2400-2483.5 MHz band employing at least 75 non-overlapping hopping channels and The maximum peak output power shall not exceed 1 watt. For all other frequency hopping systems in this frequency band, The maximum peak output power shall not exceed 0.125 watt.

9.2 EUT Setup

Spectrum Analyzer

9.3 Test Equipment List and Details

See section 2.5.

9.4 Test Procedure

1. The transmitter output was connected to the peak power meter and recorded the peak value.
2. Peak power meter parameter set to auto attenuator and filter is the same as.
3. Repeated the 1 for the middle and highest channel of the EUT.

HONGCAI TESTING

9.5 Test Result

Temperature (℃) : 22~23	EUT: Portable Bluetooth speaker
Humidity (%RH): 50~54	M/N: IK501MF
Barometric Pressure (mbar): 950~1000	Operation Condition: Tx Mode

Shenzhen Hongcai Testing Technology Co.,Ltd.
1st—3rd Floor, Building C,Shuanghuan Xin Yi Dai Hi—Tech Industrial Park, No.8 Baoqing Road, Baolong Industrial Zone, Longgang District, Shenzhen City, P.R.China 518053
Tel : +86 755 86337020(60Lines) Fax : +86 755 86337028 Web : www.hct-test.com

BR 1M

Modulation Type	Channel No.	Frequency (MHz)	Output Power (dBm)	Limits (dBm)	Result
GFSK	Low	2402.00	1.13	30	PASS
GFSK	Middle	2441.00	2.15	30	PASS
GFSK	High	2480.00	2.09	30	PASS

EDR 2M

Modulation Type	Channel No.	Frequency (MHz)	Output Power (dBm)	Limits (dBm)	Margin (dB)
Pi/4 DQPSK	Low	2402.00	-1.25	30	PASS
Pi/4 DQPSK	Middle	2441.00	0.24	30	PASS
Pi/4 DQPSK	High	2480.00	0.04	30	PASS

EDR 3M

Modulation Type	Channel No.	Frequency (MHz)	Output Power (dBm)	Limits (dBm)	Margin (dB)
8-DPSK	Low	2402.00	-0.98	30	PASS
8-DPSK	Middle	2441.00	0.24	30	PASS
8-DPSK	High	2480.00	0.27	30	PASS

HONGCAI TESTING

BR 1M
Channel Low

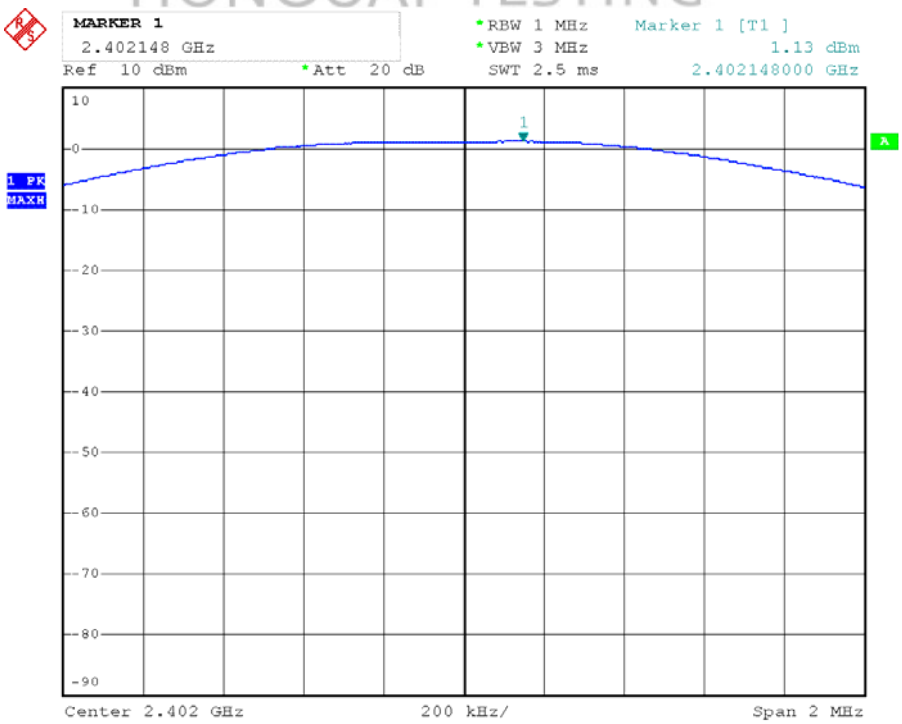

Shenzhen Hongcai Testing Technology Co.,Ltd.
1st—3rd Floor, Building C,Shuanghuan Xin Yi Dai Hi—Tech Industrial Park, No.8 Baoqing Road, Baolong Industrial Zone, Longgang District, Shenzhen City, P.R.China 518053
Tel : +86 755 86337020(60Lines) Fax : +86 755 86337028 Web : www.hct-test.com

Channel **Middle**

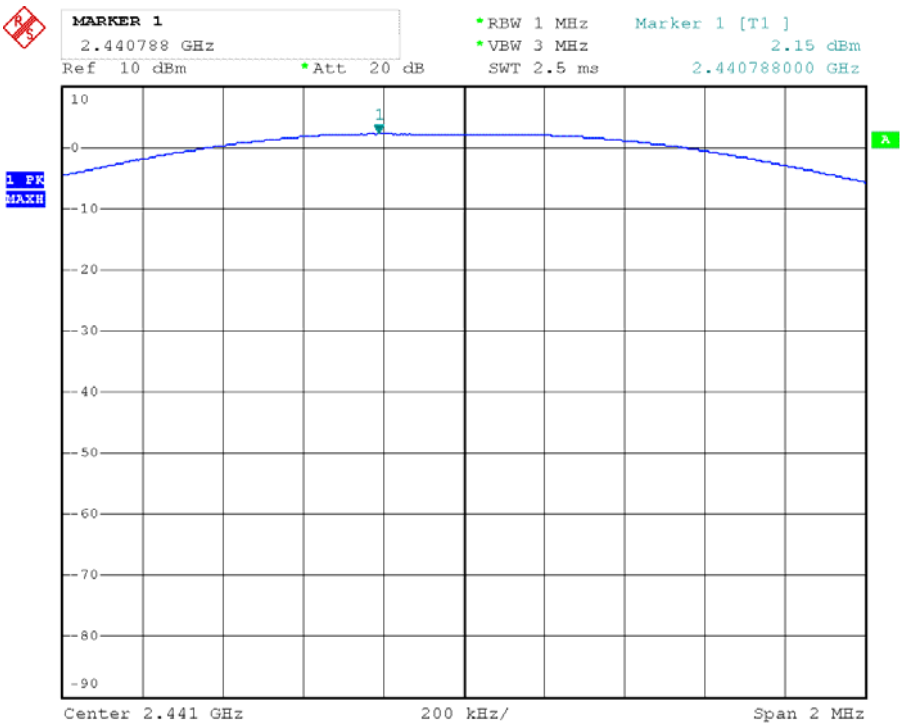

Channel High

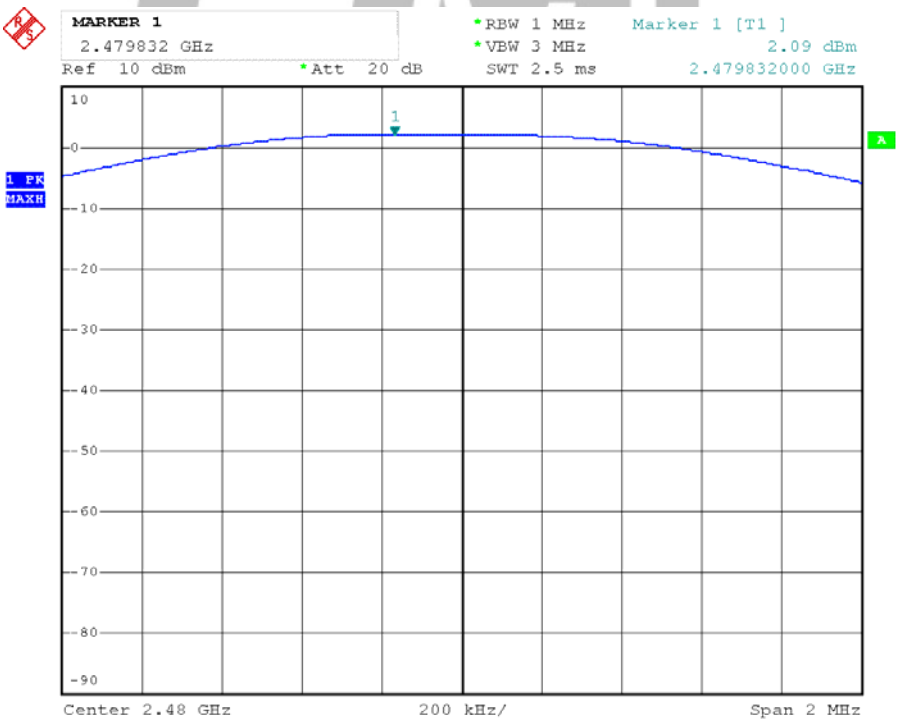

Shenzhen Hongcai Testing Technology Co.,Ltd.
1st—3rd Floor, Building C,Shuanghuan Xin Yi Dai Hi—Tech Industrial Park, No.8 Baoqing Road, Baolong Industrial Zone, Longgang District, Shenzhen City, P.R.China 518053
Tel : +86 755 86337020(60Lines) Fax : +86 755 86337028 Web : www.hct-test.com

EDR 2M
Channel Low

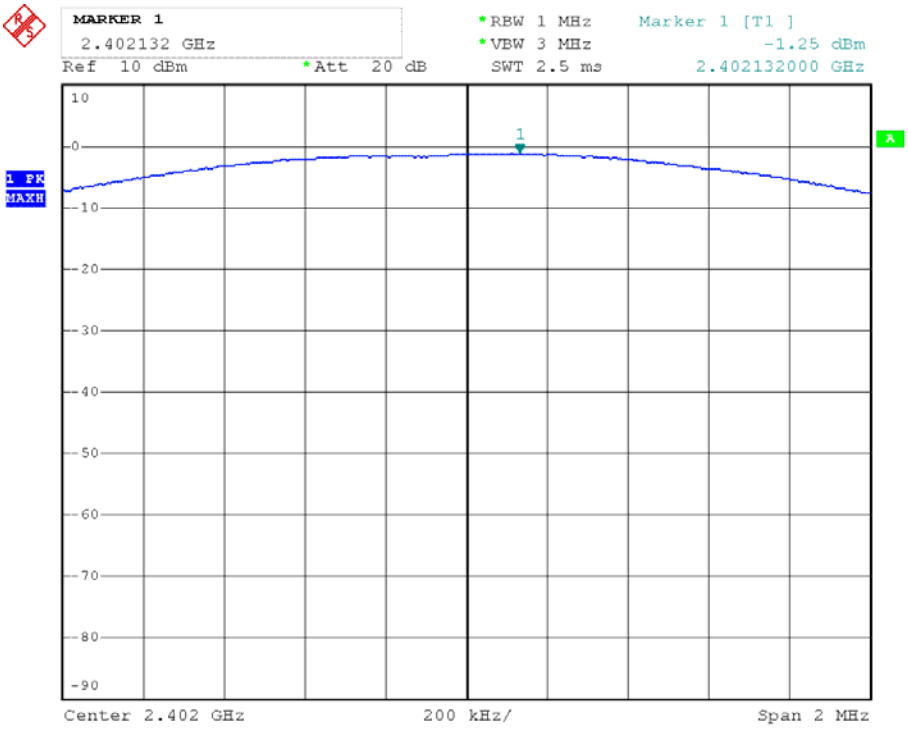

Channel Middle

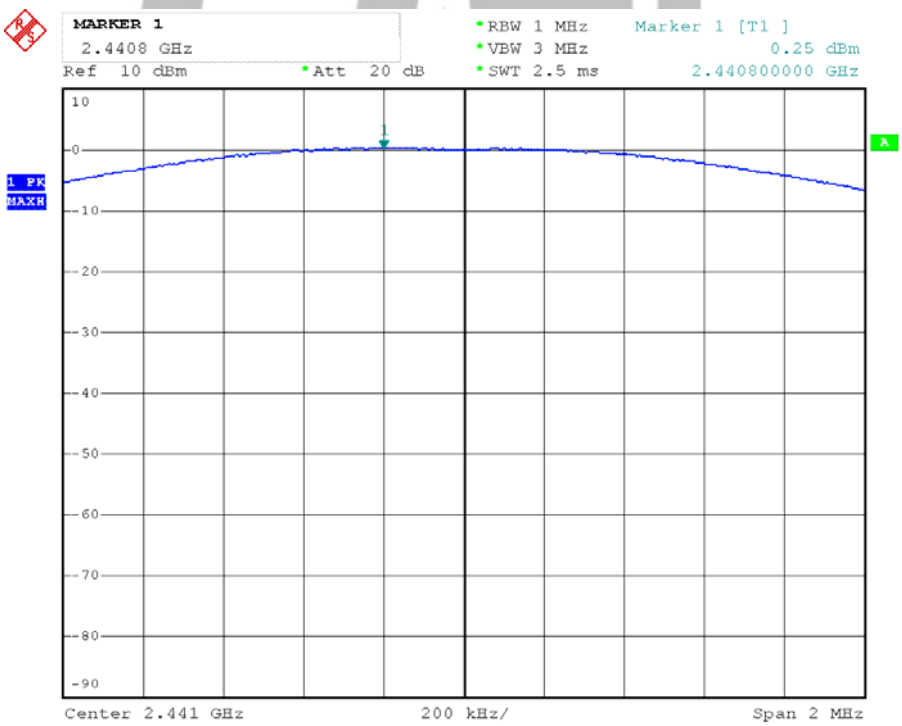

Shenzhen Hongcai Testing Technology Co.,Ltd.
1st—3rd Floor, Building C,Shuanghuan Xin Yi Dai Hi—Tech Industrial Park, No.8 Baoqing Road, Baolong Industrial Zone, Longgang District, Shenzhen City, P.R.China 518053
Tel : +86 755 86337020(60Lines) Fax : +86 755 86337028 Web : www.hct-test.com

Channel High

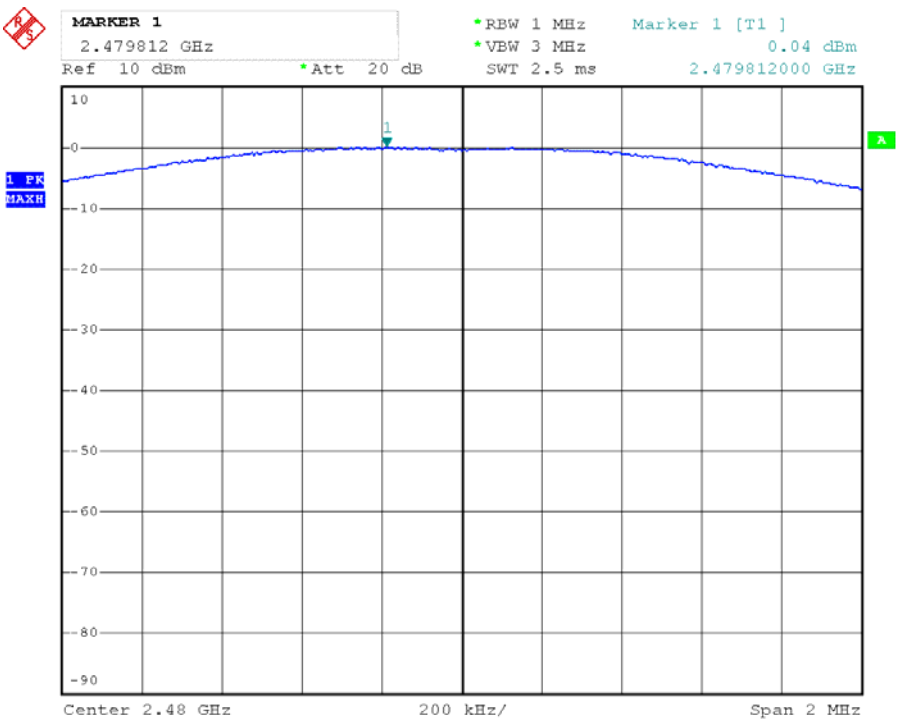

EDR 3M
Channel Low

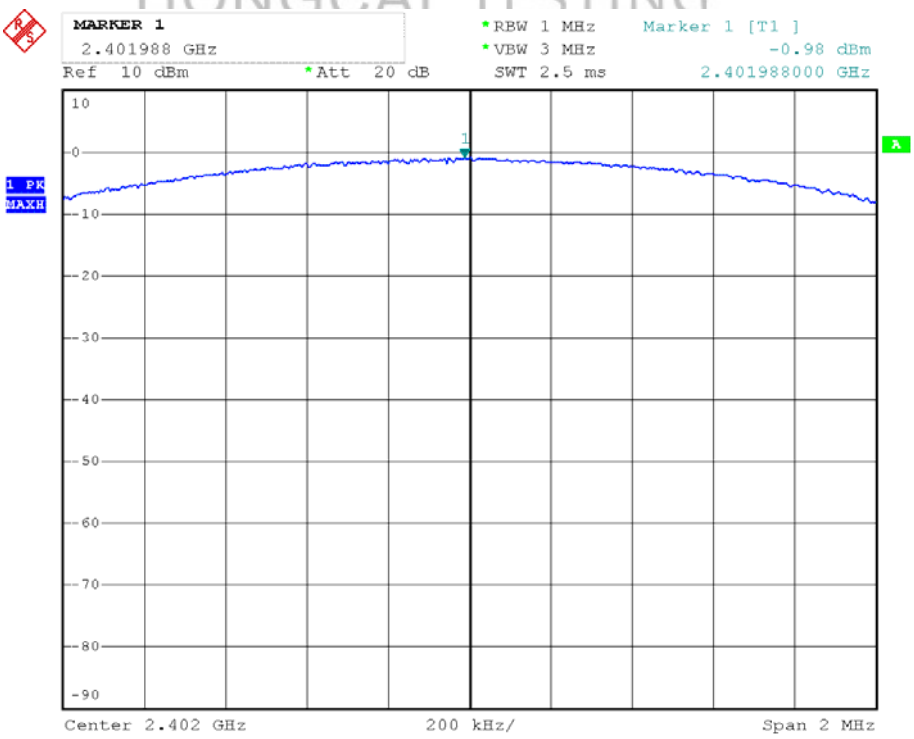

Shenzhen Hongcai Testing Technology Co.,Ltd.
1st—3rd Floor, Building C,Shuanghuan Xin Yi Dai Hi—Tech Industrial Park, No.8 Baoqing Road, Baolong Industrial Zone, Longgang District, Shenzhen City, P.R.China 518053
Tel : +86 755 86337020(60Lines) Fax : +86 755 86337028 Web : www.hct-test.com

Channel Middle

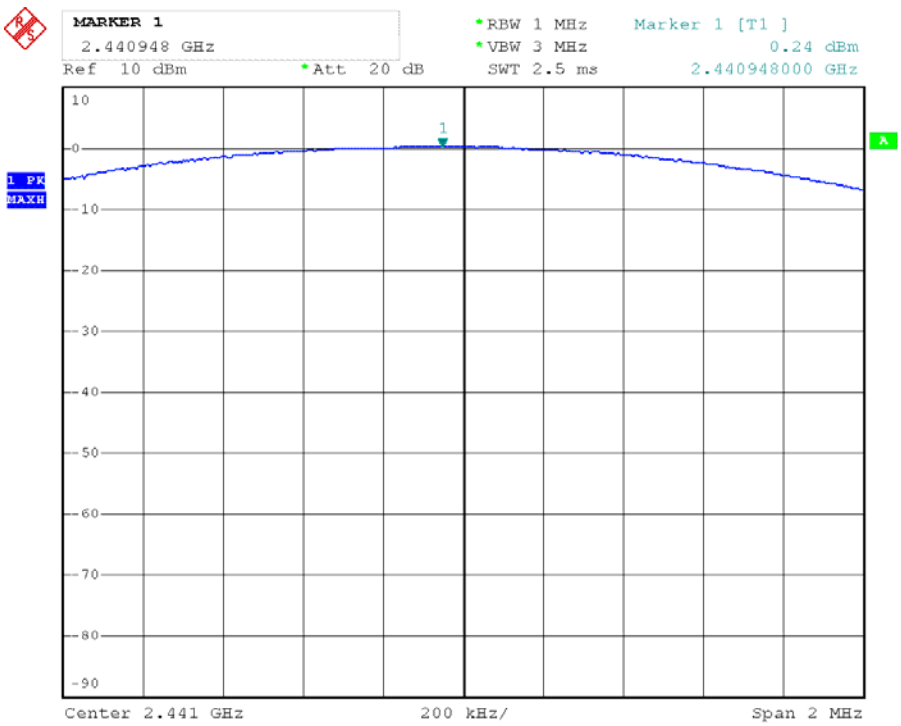

Channel High

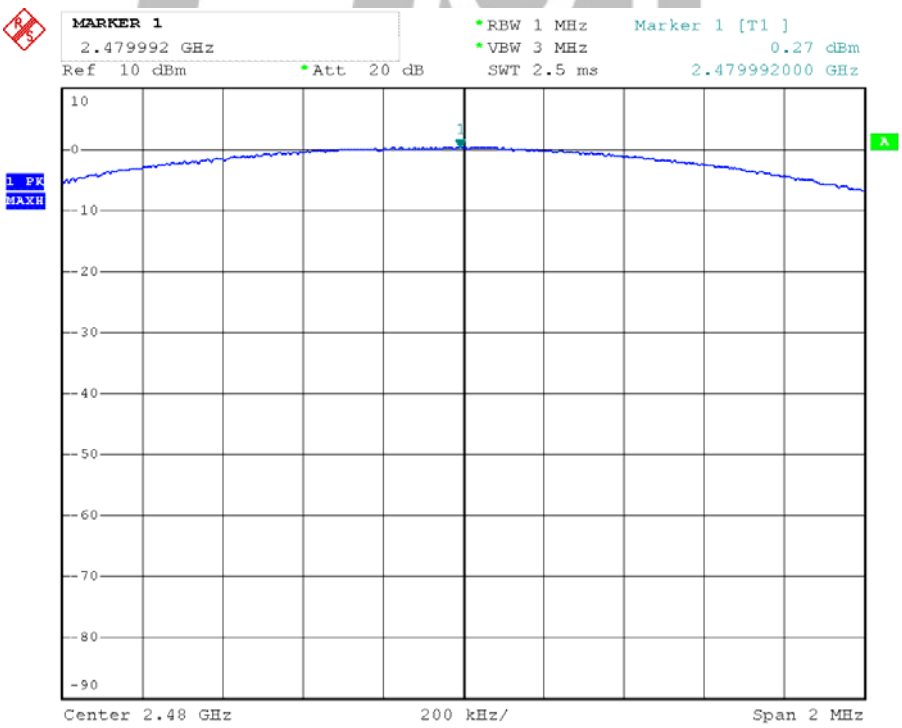

Shenzhen Hongcai Testing Technology Co.,Ltd.
1st—3rd Floor, Building C,Shuanghuan Xin Yi Dai Hi—Tech Industrial Park, No.8 Baoqing Road, Baolong Industrial Zone, Longgang District, Shenzhen City, P.R.China 518053
Tel : +86 755 86337020(60Lines) Fax : +86 755 86337028 Web : www.hct-test.com

10. Test of Band Edges Emission

10.1 Applicable Standard

Section 15.247(d): In any 100 kHz bandwidth outside the frequency band in which the spread spectrum or digitally modulated intentional radiator is operating, the radio frequency power that is produced by the intentional radiator shall be at least 20 dB below that in the 100 kHz bandwidth within the band that contains the highest level of the desired power, based on either an RF conducted or a radiated measurement. In addition, radiated emissions that fall in the restricted bands, as defined in Section 15.205, must also comply with the radiated emission limits specified in Section 15.209.

10.2 EUT Setup

Radiated Measurement Setup

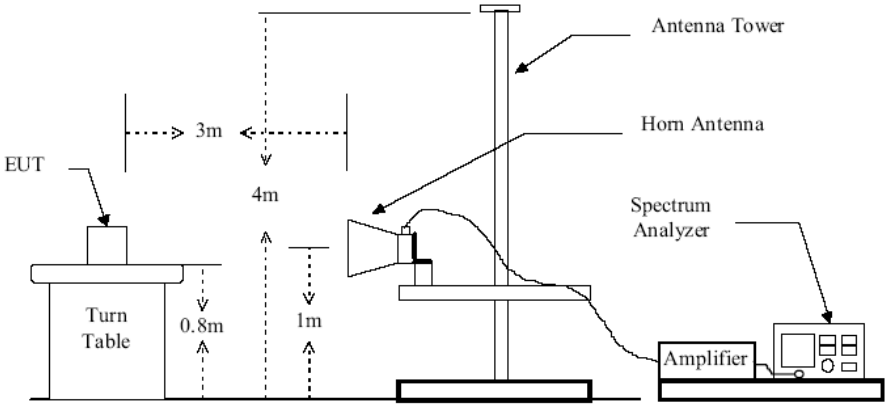

Figure 2 : Frequencies measured above 1 GHz configuration

HONGCAI TESTING

Conducted Measurement Setup

Spectrum Analyzer

10.3 Test Equipment List and Details

See section 2.5.

10.4 Test Procedure

Conducted Measurement

1. The transmitter is set to the lowest channel.

2. The transmitter output was connected to the spectrum analyzer via a cable .

Shenzhen Hongcai Testing Technology Co.,Ltd.
1st—3rd Floor, Building C,Shuanghuan Xin Yi Dai Hi—Tech Industrial Park, No.8 Baoqing Road, Baolong Industrial Zone, Longgang District, Shenzhen City, P.R.China 518053
Tel : +86 755 86337020(60Lines) Fax : +86 755 86337028 Web : www.hct-test.com

3. Set both RBW and VBW of spectrum analyzer to 100KHz with convenient frequency span including 100MHz bandwidth from lower band edge. Then detector set to peak and max hold this trace.

4. The lowest band edges emission was measured and recorded.

5. The transmitter set to the highest channel and repeated 2~4.

Radiated Measurement

1. Configure the EUT according to ANSI C63.10-2013

2. The turntable was rotated by 360 degrees to determine the position of the highest radiation.

3. The height of the broadband receiving antenna was varied between one meter and four meters above ground to find the maximum emission field strength of both horizontal and vertical polarization.

4. For band edge emission, the antenna tower was scan (from 1 M to 4 M) and then the turn table was rotated (from 0 degree to 360 degrees) to find the maximum reading.

5. For band edge emission, use 1MHz VBW and 1MHz RBW for reading under AV and use 1MHz VBW and 1MHz RBW for reading under PK.

10.5 Test Result

Temperature (℃) : 22~23	EUT: Portable Bluetooth speaker
Humidity (%RH): 50~54	M/N: IK501MF
Barometric Pressure (mbar): 950~1000	Operation Condition: Tx Mode

Radiated Test Result

Worst Case BR 1M

HONGCAI TESTING

Frequency (MHz)	Antenna Polarization	Emission Read Value (dBμV/m)	Emission Level (dBμV/m)	Margin (dB)	Limits (dBμV/m)	Det.
2400	H	30.23	60.13	-13.87	74	PK
2400	H	17.21	47.11	-6.89	54	AV
2400	V	32.49	62.29	-11.71	74	PK
2400	V	17.32	47.22	-6.78	54	AV
2483.5	H	31.66	61.54	-12.46	74	PK
2483.5	H	17.90	47.80	-6.20	54	AV
2483.5	V	32.58	62.46	-11.54	74	PK
2483.5	V	18.20	48.10	-5.9	54	AV

Shenzhen Hongcai Testing Technology Co.,Ltd.
1st—3rd Floor, Building C,Shuanghuan Xin Yi Dai Hi—Tech Industrial Park, No.8 Baoqing Road, Baolong Industrial Zone, Longgang District, Shenzhen City, P.R.China 518053
Tel : +86 755 86337020(60Lines) Fax : +86 755 86337028 Web : www.hct-test.com

Worst Case EDR 2M

Frequency (MHz)	Antenna Polarization	Emission Read Value (dBμV/m)	Emission Level (dBμV/m)	Margin (dB)	Limits (dBμV/m)	Det.
2400	H	28.35	59.21	-14.79	74	PK
2400	H	13.46	44	-10	54	AV
2400	V	33.45	59.18	-14.82	74	PK
2400	V	12.46	44.11	-9.89	54	AV
2483.5	H	27.5	58.43	-15.57	74	PK
2483.5	H	12.84	44.69	-9.31	54	AV
2483.5	V	30.93	59.35	-14.65	74	PK
2483.5	V	15.69	44.99	-9.01	54	AV

Worst Case EDR 3M

Frequency (MHz)	Antenna Polarization	Emission Read Value (dBμV/m)	Emission Level (dBμV/m)	Margin (dB)	Limits (dBμV/m)	Det.
2400	H	28.76	59.21	-14.79	74	PK
2400	H	16.45	44	-10	54	AV
2400	V	30.93	59.18	-14.82	74	PK
2400	V	15.46	44.11	-9.89	54	AV
2483.5	H	29.02	58.43	-15.57	74	PK
2483.5	H	15.47	44.69	-9.31	54	AV
2483.5	V	30.62	59.35	-14.65	74	PK
2483.5	V	15.89	44.99	-9.01	54	AV

Note: 1. Emission Level = Emission Read Value + Correction Factor

2. Correction Factor) = Antenna Factor + Cable Loss- amplifier gain

3. The other emission levels were very low against the limit.

4. Margin value = Emission Level – Limit value

Shenzhen Hongcai Testing Technology Co.,Ltd.
1st—3rd Floor, Building C,Shuanghuan Xin Yi Dai Hi—Tech Industrial Park, No.8 Baoqing Road, Baolong Industrial Zone, Longgang District, Shenzhen City, P.R.China 518053
Tel : +86 755 86337020(60Lines) Fax : +86 755 86337028 Web : www.hct-test.com

Conducted Test Result
BR 1M
Low Channel

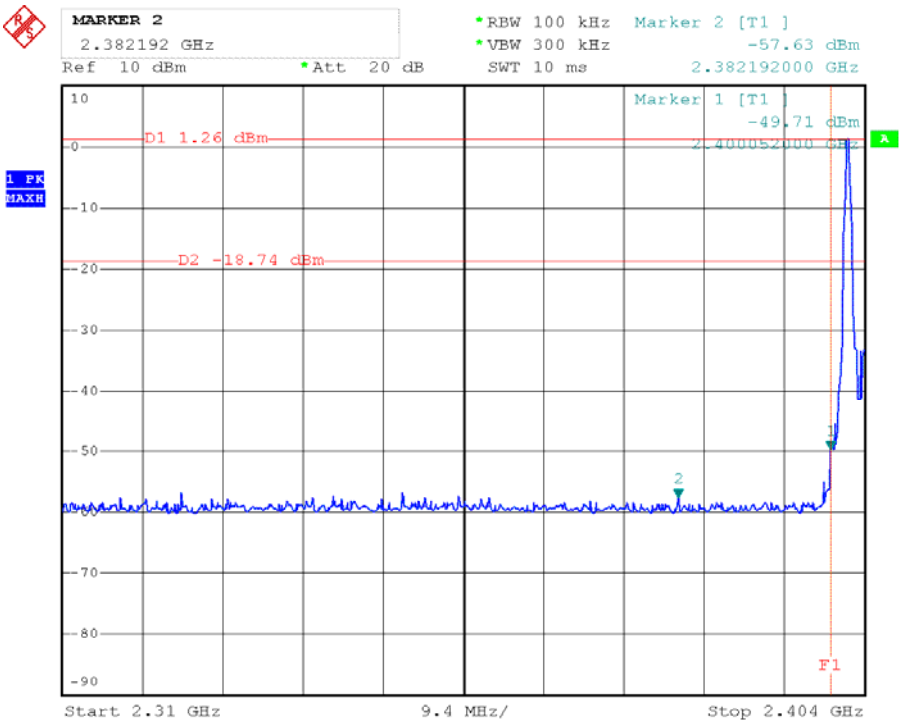

High Channel

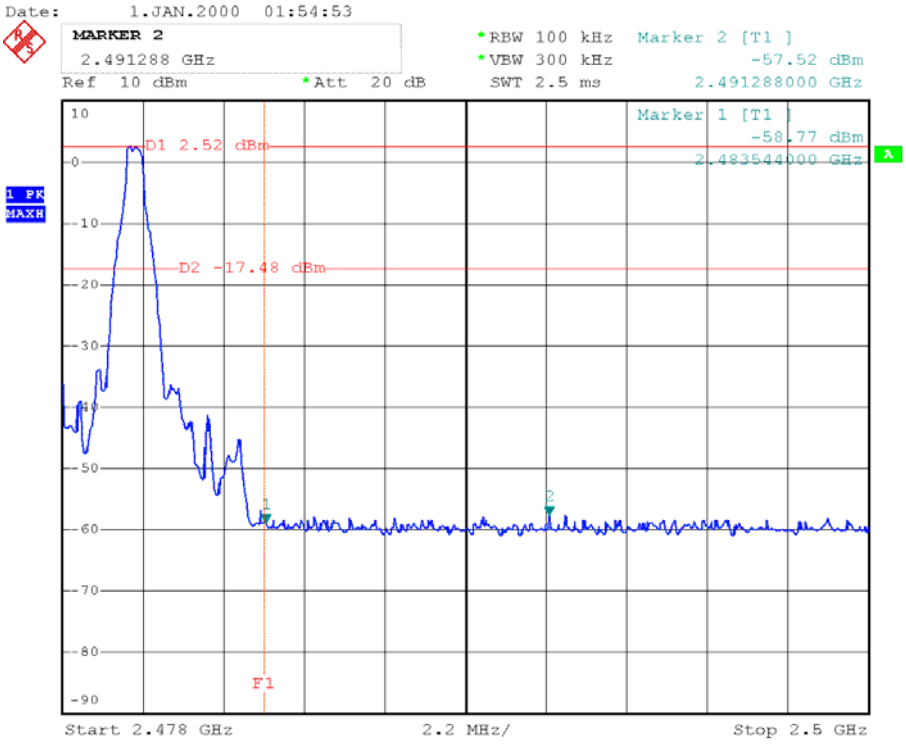

Shenzhen Hongcai Testing Technology Co.,Ltd.
1st—3rd Floor, Building C,Shuanghuan Xin Yi Dai Hi—Tech Industrial Park, No.8 Baoqing Road, Baolong Industrial Zone, Longgang District, Shenzhen City, P.R.China 518053
Tel : +86 755 86337020(60Lines) Fax : +86 755 86337028 Web : www.hct-test.com

EDR 2M
Low Channel

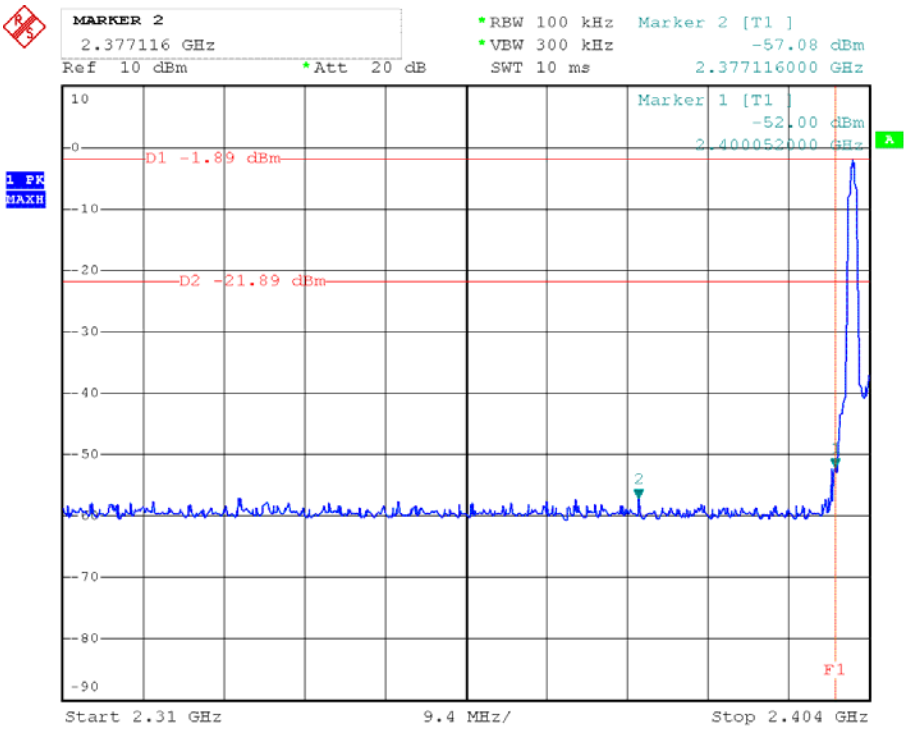

High Channel

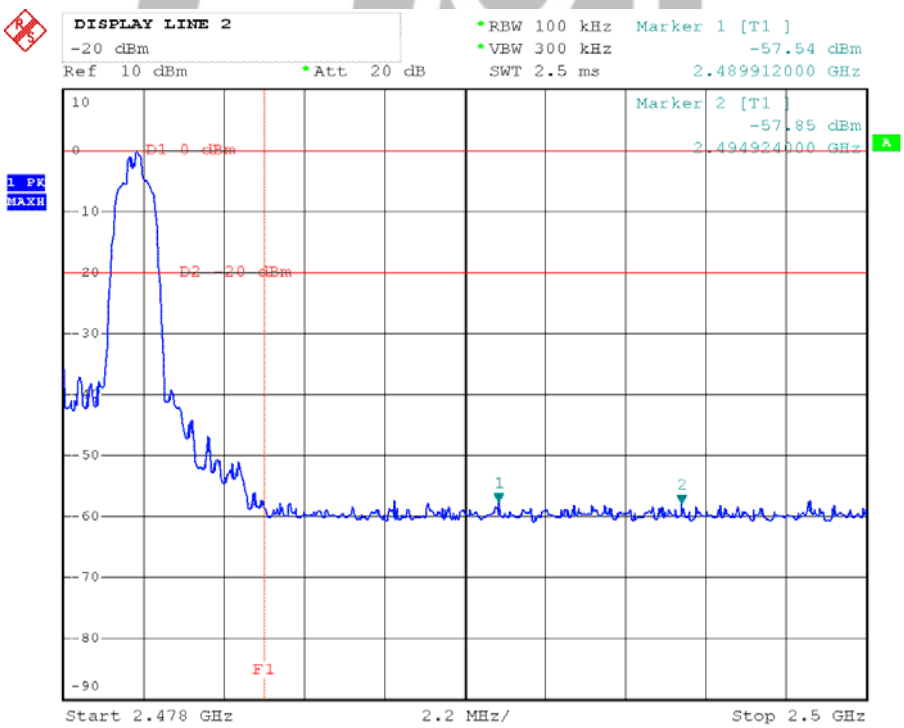

Shenzhen Hongcai Testing Technology Co.,Ltd.
1st—3rd Floor, Building C,Shuanghuan Xin Yi Dai Hi—Tech Industrial Park, No.8 Baoqing Road, Baolong Industrial Zone, Longgang District, Shenzhen City, P.R.China 518053
Tel : +86 755 86337020(60Lines) Fax : +86 755 86337028 Web : www.hct-test.com

EDR 3M
Low Channel

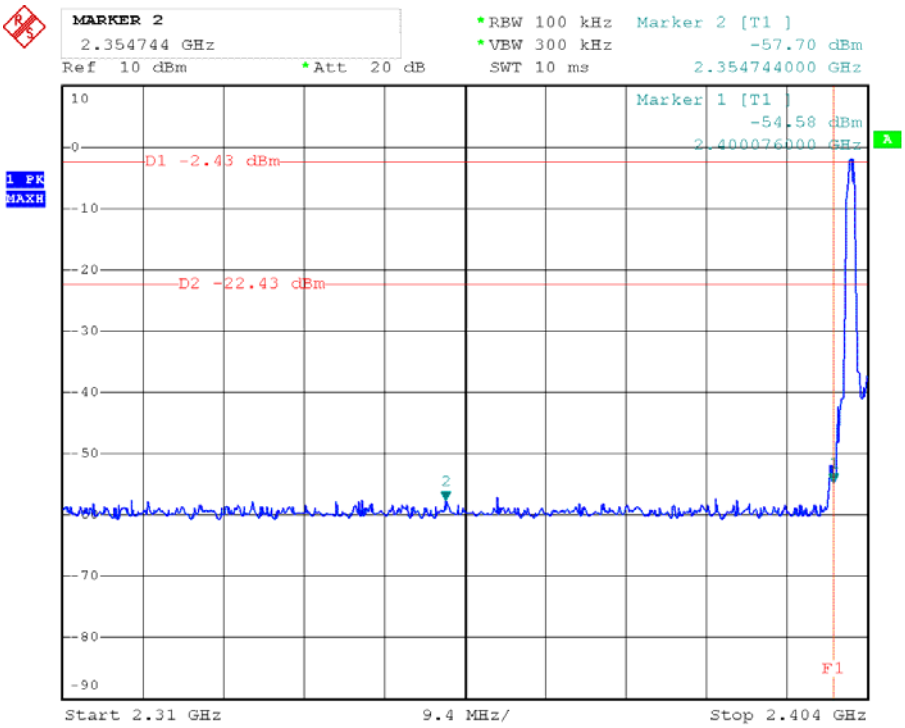

High Channel

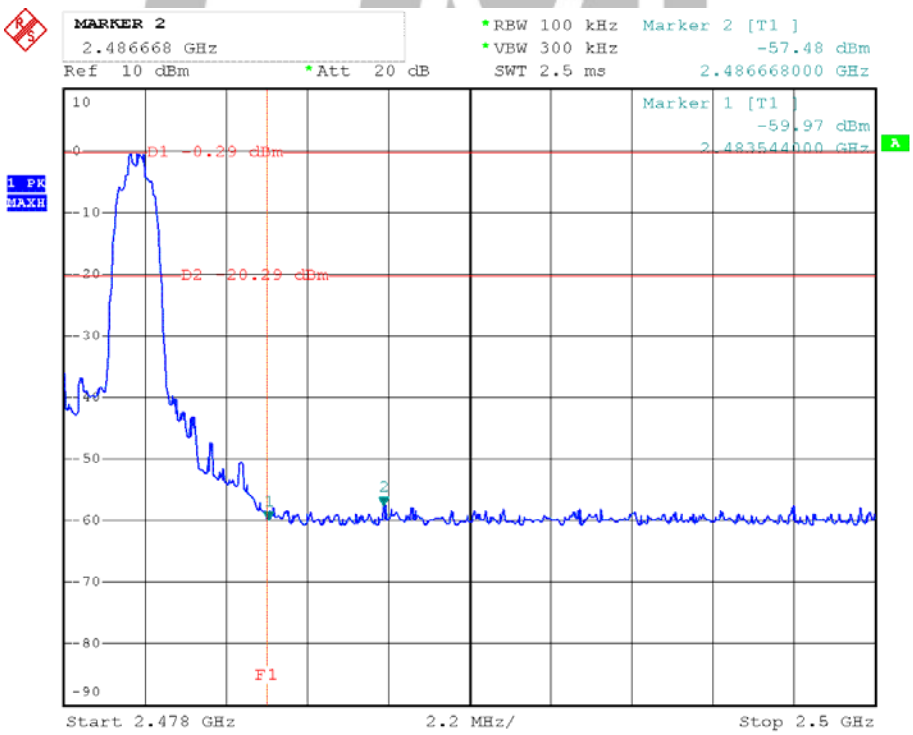

Shenzhen Hongcai Testing Technology Co.,Ltd.
1st—3rd Floor, Building C,Shuanghuan Xin Yi Dai Hi—Tech Industrial Park, No.8 Baoqing Road, Baolong Industrial Zone, Longgang District, Shenzhen City, P.R.China 518053
Tel : +86 755 86337020(60Lines) Fax : +86 755 86337028 Web : www.hct-test.com

Hopping Mode Worst case EDR 2M
Low

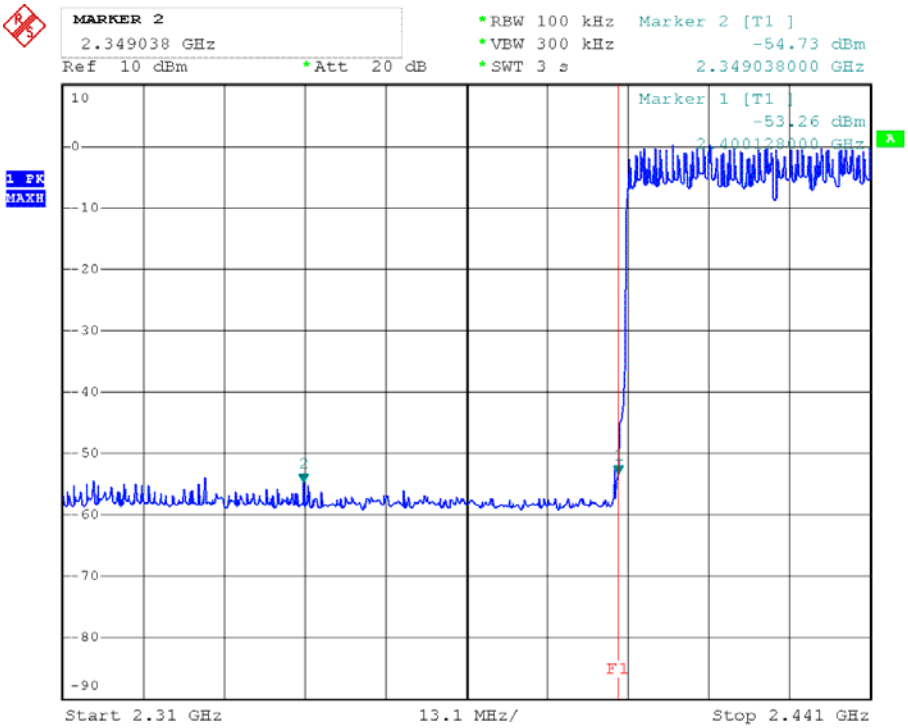

High

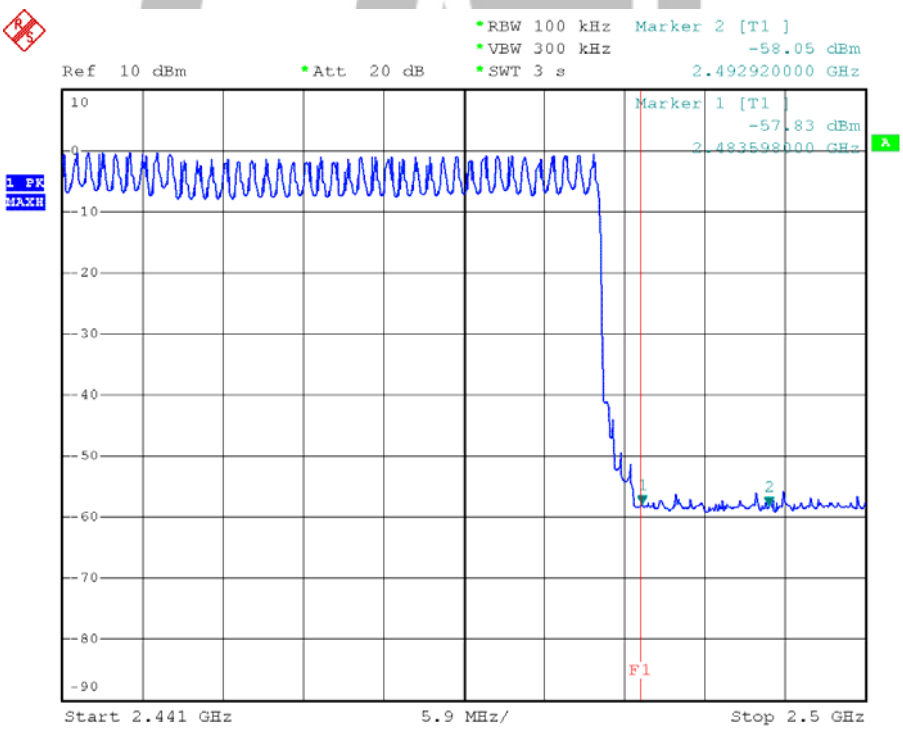

Shenzhen Hongcai Testing Technology Co.,Ltd.
1st—3rd Floor, Building C,Shuanghuan Xin Yi Dai Hi—Tech Industrial Park, No.8 Baoqing Road, Baolong Industrial Zone, Longgang District, Shenzhen City, P.R.China 518053
Tel : +86 755 86337020(60Lines) Fax : +86 755 86337028 Web : www.hct-test.com

11. Test of Spurious Radiated Emission

11.1 Applicable Standard

Section 15.247(d): In any 100 kHz bandwidth outside the frequency band in which the spread spectrum or digitally modulated intentional radiator is operating, the radio frequency power that is produced by the intentional radiator shall be at least 20 dB below that in the 100 kHz bandwidth within the band that contains
the highest level of the desired power, based on either an RF conducted or a radiated measurement. In addition, radiated emissions that fall in the restricted bands, as defined in Section 15.205, must also comply with the radiated emission limits specified in Section 15.209.

11.2 Limits

All out of band emissions appearing in a restricted band as specified in Section 15.205 of the Title 47 CFR must not exceed the limits shown in Table per Section 15.209.

Frequency (MHz)	Field Strength (microvolts/meter)	Measurement Distance (meters)
0.009 – 0.490	2400/F(kHz)	300
0.490 – 1.705	24000/F(kHz)	30
1.705 – 30.0	30	30
30 – 88	100	3
88 – 216	150	3
216 - 960	200	3
Above 960	500	3

11.3 EUT Setup

Conducted Measurement Setup

Spectrum Analyzer

Radiated Measurement Setup

Shenzhen Hongcai Testing Technology Co.,Ltd.
1st—3rd Floor, Building C,Shuanghuan Xin Yi Dai Hi—Tech Industrial Park, No.8 Baoqing Road, Baolong Industrial Zone, Longgang District, Shenzhen City, P.R.China 518053
Tel : +86 755 86337020(60Lines) Fax : +86 755 86337028 Web : www.hct-test.com

For radiated emission below 30MHz

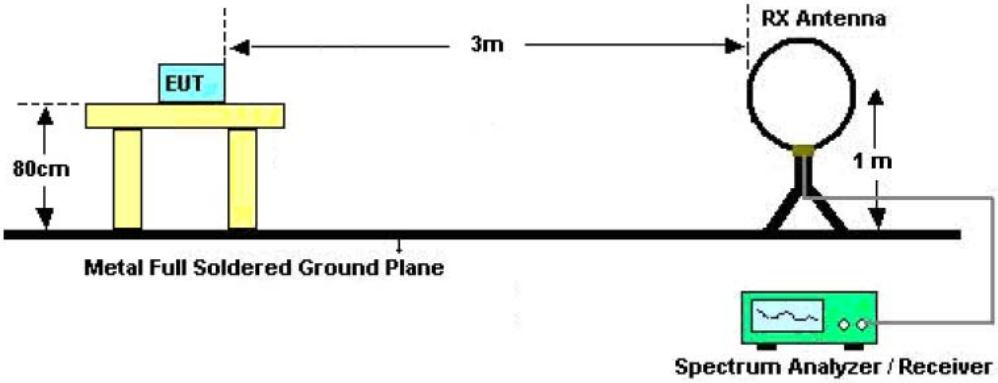

For radiated emission from 30MHz to1GHz

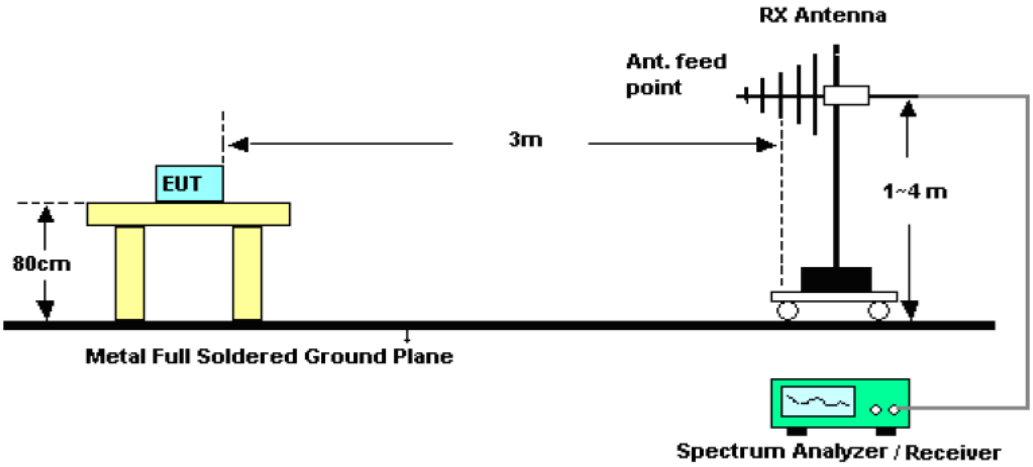

For radiated emission from above1GHz

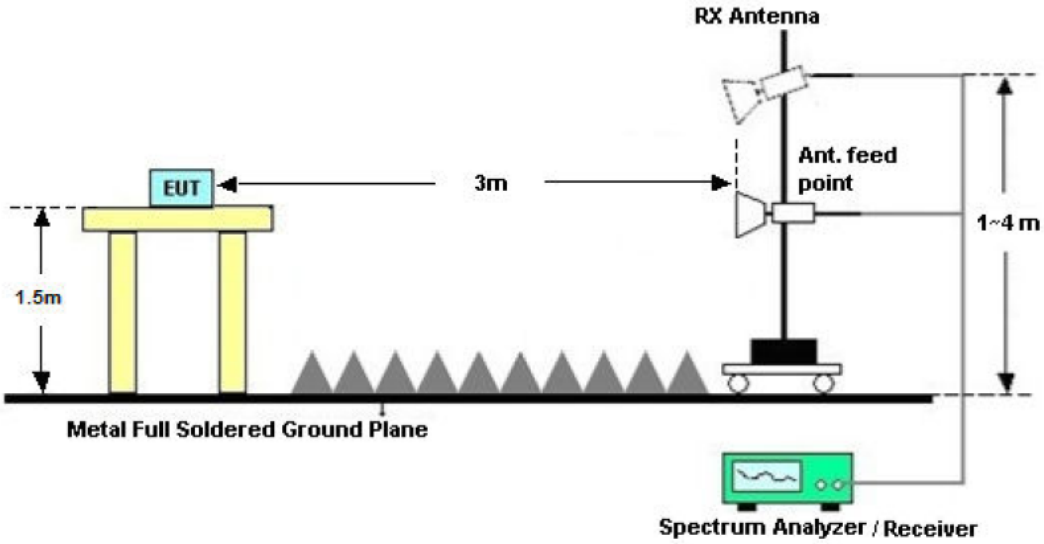

Shenzhen Hongcai Testing Technology Co.,Ltd.
1st—3rd Floor, Building C,Shuanghuan Xin Yi Dai Hi—Tech Industrial Park, No.8 Baoqing Road, Baolong Industrial Zone, Longgang District, Shenzhen City, P.R.China 518053
Tel : +86 755 86337020(60Lines) Fax : +86 755 86337028 Web : www.hct-test.com

11.4 Test Equipment List and Details

See section 2.5.

11.5 Test Procedure

Conducted Measurement

1. For emission above 1GHz to 26G,conducted measurement method is used.

2. The transmitter is set to the lowest channel.

3. The transmitter output was connected to the spectrum analyzer via a cable and cable loss is used as the offset of the spectrum analyzer.

4. Set RBW to 1 MHz and VBW to 3 MHz, Then detector set to peak and max hold this trace.

5. The lowest band edges emission was measured and recorded.

6. The transmitter set to the highest channel and repeated 2~4.

Radiated Measurement

1. Configure the EUT according to ANSI C63.10-2013

2. The EUT was placed on the top of the turntable 0.8 meter above ground.

3. Receiving antenna mounted on the top of a height-variable antenna tower was placed 3 meters far away from the turntable. When the frequency spectrum measured started from 9 kHz to 30 MHz, a loop antenna is used. When the frequency spectrum measured started from 30 MHz to 1000 MHz and above 1000 MHz, a broadband receiving antenna and the horn antenna are used.

4. Power on the EUT and all the supporting units.

5. The turntable was rotated by 360 degrees to determine the position of the highest radiation.

6. The height of the broadband receiving antenna was varied between one meter and four meters above ground to find the maximum emission field strength of both horizontal and vertical polarization.

7. For each suspected emission, the antenna tower was scanned (from 1 M to 4 M) and then the turntable was rotated (from 0 degree to 360 degrees) to find the maximum reading.

8. According to the characteristic of the EUT crystals, the range of frequencies was investigated from 9KHz to 30MHz, 30MHz to 1GHz and 1GHz to 26GHz.

9. For emission below 1GHz, Set the test-receiver system to Peak or CISPR quasi-peak Detect Function with specified bandwidth under Maximum Hold Mode.

10. For emission above 1GHz, Set the RBW=1MHz,VBW=3MHz for Peak Detector while the RBW=1MHz, VBW=10Hz for Average Detector, Readings are both peak and average values.

11. The pre-test have done for the EUT in three axes and found the worst emission at position shown in test setup photos. The worst case data is recorded in the report. All emission not reported are much lower than the prescribed limits.

HONGCAI TESTING

Shenzhen Hongcai Testing Technology Co.,Ltd.
1st—3rd Floor, Building C,Shuanghuan Xin Yi Dai Hi—Tech Industrial Park, No.8 Baoqing Road, Baolong Industrial Zone, Longgang District, Shenzhen City, P.R.China 518053
Tel : +86 755 86337020(60Lines) Fax : +86 755 86337028 Web : www.hct-test.com

11.5 Test Result

Temperature (℃) : 22~23	EUT: Portable Bluetooth speaker
Humidity (%RH): 50~54	M/N: IK501MF
Barometric Pressure (mbar): 950~1000	Operation Condition: TX Mode

Note:
1. Worst-case radiated emission below 30MHz is BR1M mode.
2. Worst-case radiated emission below 1GHz is EDR 2M mode.
3. Worst-case radiated emission above 1GHz is EDR 3M mode.

The worst Spurious Emission Data BR1M Mode Below 30 MHz

Frequency (MHz)	Read Level (dBuV)	Antenna Factor (dB/m)	Cable Loss (dB)	Emission Levels (dBuV/m)	Limit (dBμV/m)	Margin (dB)	Detector Mode
0.49	20.88	7.61	1.01	29.5	73.8	-44.3	QP
15.36	20.74	8.45	1.17	30.36	69.5	-39.14	QP
22.89	21.57	8.63	1.06	31.26	69.5	-38.24	QP
23.92	21.43	7.81	1.64	30.88	69.5	-38.62	QP

Note:

1. The pre-test have done for the EUT in three axes and found the worst emission at position shown in test setup photos. The worst case data is recorded in the report.

2. Emission level (dBuV/m) =Raw Value (dBuV) + Correction Factor (dB/m)

3. Correction Factor (dB/m) = Antenna Factor (dB/m) + Cable Factor (dB)

4. The other emission levels were very low against the limit.

5. Margin value = Emission level.- Limit value

HONGCAI TESTING

Shenzhen Hongcai Testing Technology Co.,Ltd.
1st—3rd Floor, Building C,Shuanghuan Xin Yi Dai Hi—Tech Industrial Park, No.8 Baoqing Road, Baolong Industrial Zone, Longgang District, Shenzhen City, P.R.China 518053
Tel : +86 755 86337020(60Lines) Fax : +86 755 86337028 Web : www.hct-test.com

The worst Spurious Emission Data EDR 2M Mode Below 1GHz Channel Low:

EUT:	Portable Bluetooth speaker
M/N:	IK501MF
Operating Condition:	TX Mode
Test Site:	3m CHAMBER
Operator:	Chen
Test Specification:	AC 120V
Comment:	Polarization: Horizontal

SWEEP TABLE: "test (30M-1G)"

Short Description:			Field Strength		
Start Frequency	Stop Frequency	Detector	Meas. Time	IF Bandw.	Transducer
30.0 MHz	1.0 GHz	MaxPeak	Coupled	100 kHz	9163-2015

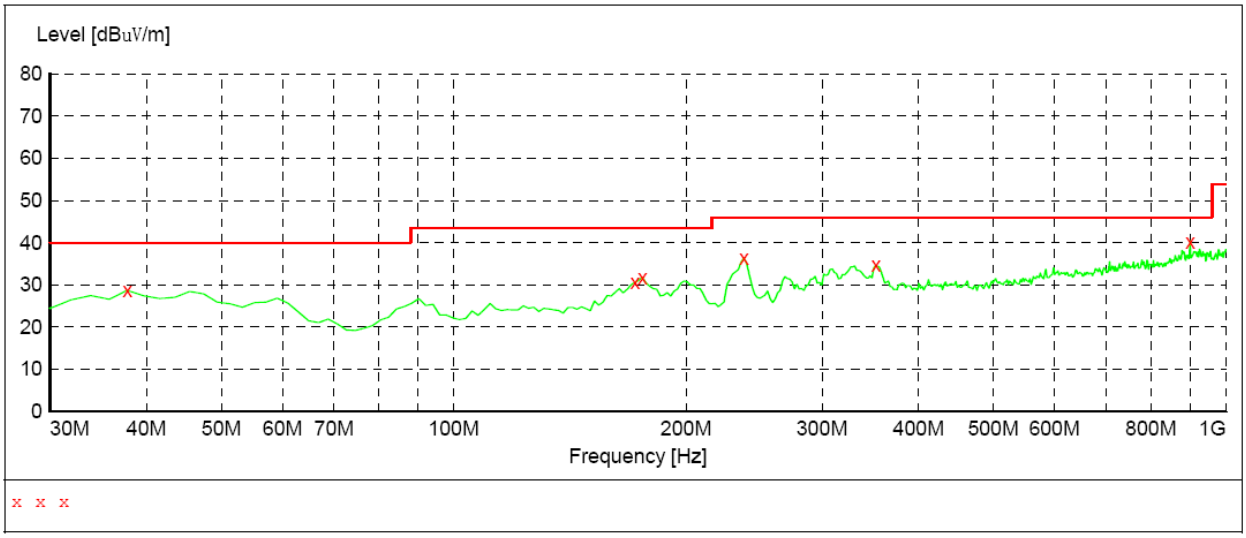

MEASUREMENT RESULT:

Frequency MHz	Level dBuV/m	Transd dB	Limit dBuV/m	Margin dB	Det.	Height cm	Azimuth deg	Polarization
37.760000	28.70	13.7	40.0	11.3	QP	300.0	0.00	HORIZONTAL
171.620000	30.60	12.5	43.5	12.9	QP	100.0	0.00	HORIZONTAL
175.500000	31.80	12.4	43.5	11.7	QP	100.0	0.00	HORIZONTAL
237.580000	36.30	13.5	46.0	9.7	QP	100.0	0.00	HORIZONTAL
352.040000	34.60	16.5	46.0	11.4	QP	100.0	0.00	HORIZONTAL
899.120000	40.30	25.8	46.0	5.7	QP	300.0	0.00	HORIZONTAL

Shenzhen Hongcai Testing Technology Co.,Ltd.
1st—3rd Floor, Building C,Shuanghuan Xin Yi Dai Hi—Tech Industrial Park, No.8 Baoqing Road, Baolong Industrial Zone, Longgang District, Shenzhen City, P.R.China 518053
Tel : +86 755 86337020(60Lines) Fax : +86 755 86337028 Web : www.hct-test.com

The worst Spurious Emission Data EDR 2M Mode Below 1GHz Channel Low:

EUT:	Portable Bluetooth speaker
M/N:	IK501MF
Operating Condition:	TX Mode
Test Site:	3m CHAMBER
Operator:	Chen
Test Specification:	AC 120V
Comment:	Polarization: Vertical

SWEEP TABLE: "test (30M-1G)"

Short Description: Field Strength

Start Frequency	Stop Frequency	Detector	Meas. Time	IF Bandw.	Transducer
30.0 MHz	1.0 GHz	MaxPeak	Coupled	100 kHz	9163-2015

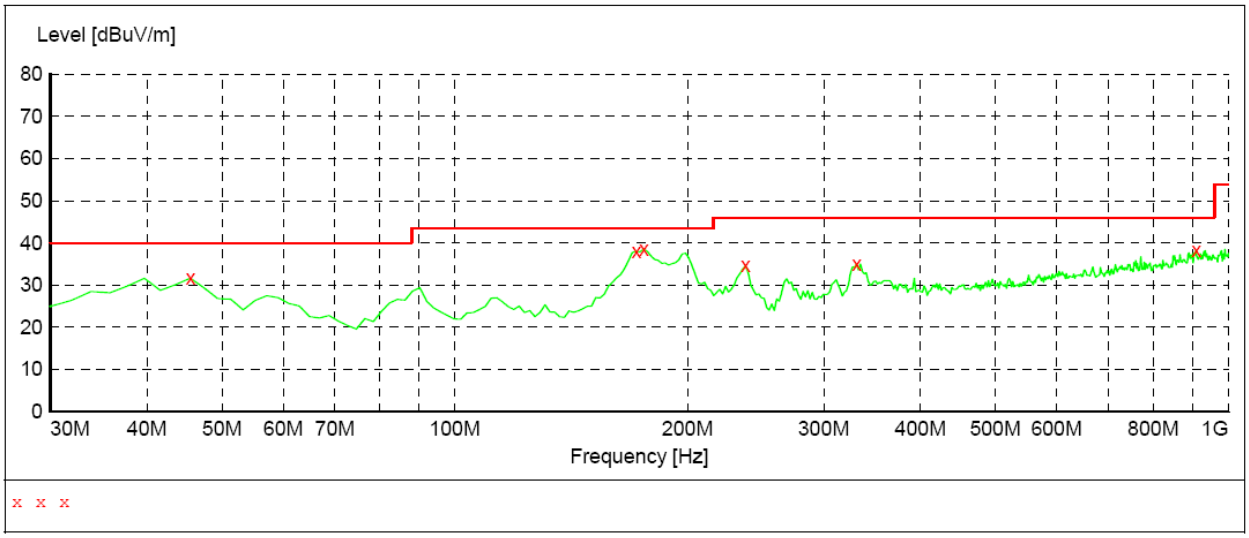

MEASUREMENT RESULT:

Frequency MHz	Level dBuV/m	Transd dB	Limit dBuV/m	Margin dB	Det.	Height cm	Azimuth deg	Polarization
45.520000	31.60	16.8	40.0	8.4	QP	100.0	0.00	VERTICAL
171.620000	38.00	12.5	43.5	5.5	QP	100.0	0.00	VERTICAL
175.500000	38.50	12.4	43.5	5.0	QP	100.0	0.00	VERTICAL
237.580000	34.60	13.5	46.0	11.4	QP	100.0	0.00	VERTICAL
330.700000	35.00	15.8	46.0	11.0	QP	100.0	0.00	VERTICAL
908.820000	38.20	25.8	46.0	7.8	QP	100.0	0.00	VERTICAL

Shenzhen Hongcai Testing Technology Co.,Ltd.
1st—3rd Floor, Building C,Shuanghuan Xin Yi Dai Hi—Tech Industrial Park, No.8 Baoqing Road, Baolong Industrial Zone, Longgang District, Shenzhen City, P.R.China 518053
Tel : +86 755 86337020(60Lines) Fax : +86 755 86337028 Web : www.hct-test.com

The worst Spurious Emission Data EDR 2M Mode Below 1GHz Channel Middle:

EUT:	Portable Bluetooth speaker
M/N:	IK501MF
Operating Condition:	TX Mode
Test Site:	3m CHAMBER
Operator:	Chen
Test Specification:	AC 120V
Comment:	Polarization: Horizontal

SWEEP TABLE: "test (30M-1G)"

Short Description:			Field Strength		
Start Frequency	Stop Frequency	Detector	Meas. Time	IF Bandw.	Transducer
30.0 MHz	1.0 GHz	MaxPeak	Coupled	100 kHz	9163-2015

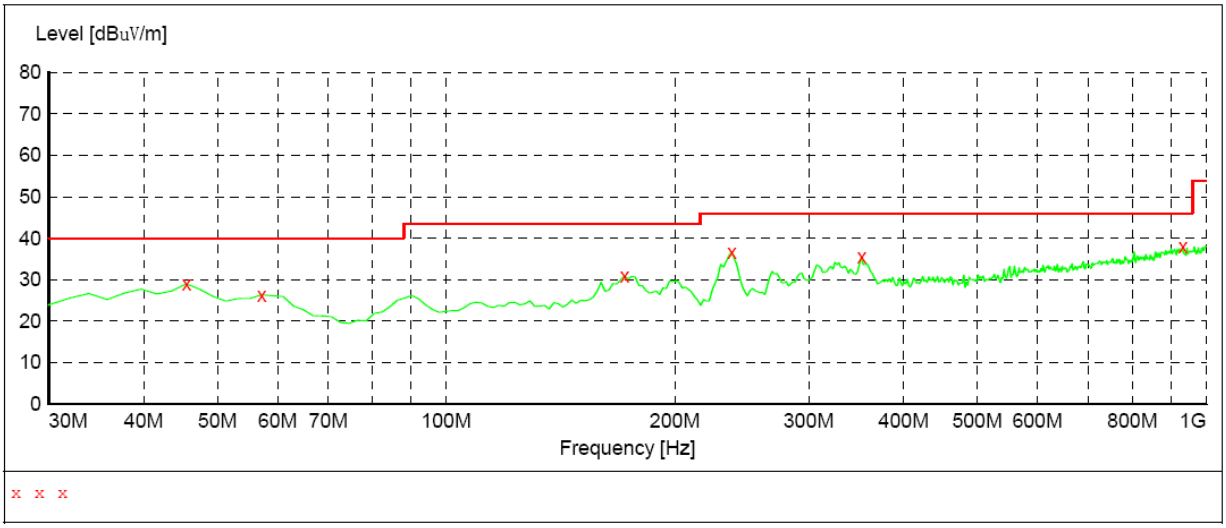

MEASUREMENT RESULT:

Frequency MHz	Level dBuV/m	Transd dB	Limit dBuV/m	Margin dB	Det.	Height cm	Azimuth deg	Polarization
45.520000	29.00	16.8	40.0	11.0	QP	100.0	0.00	HORIZONTAL
57.160000	26.30	15.7	40.0	13.7	QP	100.0	0.00	HORIZONTAL
171.620000	30.90	12.5	43.5	12.6	QP	100.0	0.00	HORIZONTAL
237.580000	36.70	13.5	46.0	9.3	QP	100.0	0.00	HORIZONTAL
352.040000	35.60	16.5	46.0	10.4	QP	100.0	0.00	HORIZONTAL
932.100000	38.00	25.8	46.0	8.0	QP	300.0	0.00	HORIZONTAL

Shenzhen Hongcai Testing Technology Co.,Ltd.
1st—3rd Floor, Building C,Shuanghuan Xin Yi Dai Hi—Tech Industrial Park, No.8 Baoqing Road, Baolong Industrial Zone, Longgang District, Shenzhen City, P.R.China 518053
Tel : +86 755 86337020(60Lines) Fax : +86 755 86337028 Web : www.hct-test.com

The worst Spurious Emission Data EDR 2M Mode Below 1GHz Channel Middle:

EUT:	Portable Bluetooth speaker
M/N:	IK501MF
Operating Condition:	TX Mode
Test Site:	3m CHAMBER
Operator:	Chen
Test Specification:	AC 120V
Comment:	Polarization: Vertical

SWEEP TABLE: "test (30M-1G)"

Short Description: Field Strength

Start Frequency	Stop Frequency	Detector	Meas. Time	IF Bandw.	Transducer
30.0 MHz	1.0 GHz	MaxPeak	Coupled	100 kHz	9163-2015

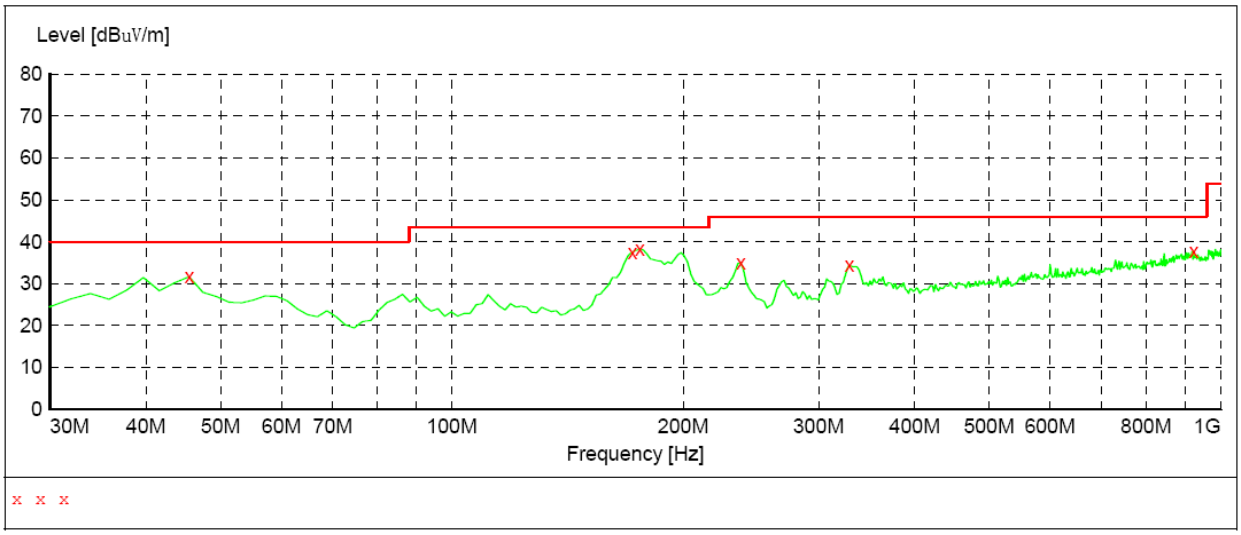

MEASUREMENT RESULT:

Frequency MHz	Level dBuV/m	Transd dB	Limit dBuV/m	Margin dB	Det.	Height cm	Azimuth deg	Polarization
45.520000	31.60	16.8	40.0	8.4	QP	100.0	0.00	VERTICAL
171.620000	37.50	12.5	43.5	6.0	QP	100.0	0.00	VERTICAL
175.500000	38.20	12.4	43.5	5.3	QP	100.0	0.00	VERTICAL
237.580000	34.90	13.5	46.0	11.1	QP	100.0	0.00	VERTICAL
328.760000	34.40	15.9	46.0	11.6	QP	100.0	0.00	VERTICAL
922.400000	37.80	25.8	46.0	8.2	QP	100.0	0.00	VERTICAL

Shenzhen Hongcai Testing Technology Co.,Ltd.
1st—3rd Floor, Building C,Shuanghuan Xin Yi Dai Hi—Tech Industrial Park, No.8 Baoqing Road, Baolong Industrial Zone, Longgang District, Shenzhen City, P.R.China 518053
Tel : +86 755 86337020(60Lines) Fax : +86 755 86337028 Web : www.hct-test.com

The worst Spurious Emission Data EDR 2M Mode Below 1GHz Channel High:

EUT:	Portable Bluetooth speaker
M/N:	IK501MF
Operating Condition:	TX Mode
Test Site:	3m CHAMBER
Operator:	Chen
Test Specification:	AC 120V
Comment:	Polarization: Horizontal

SWEEP TABLE: "test (30M-1G)"

Short Description: Field Strength

Start Frequency	Stop Frequency	Detector	Meas. Time	IF Bandw.	Transducer
30.0 MHz	1.0 GHz	MaxPeak	Coupled	100 kHz	9163-2015

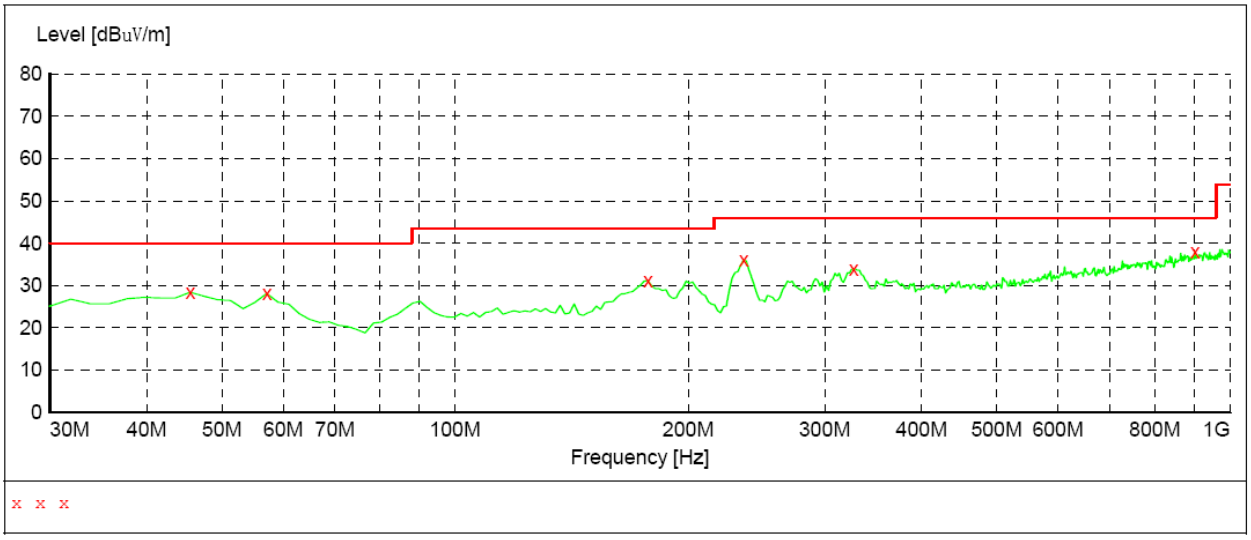

MEASUREMENT RESULT:

Frequency MHz	Level dBuV/m	Transd dB	Limit dBuV/m	Margin dB	Det.	Height cm	Azimuth deg	Polarization
45.520000	28.40	16.8	40.0	11.6	QP	300.0	0.00	HORIZONTAL
57.160000	28.10	15.7	40.0	11.9	QP	300.0	0.00	HORIZONTAL
177.440000	31.20	12.5	43.5	12.3	QP	100.0	0.00	HORIZONTAL
235.640000	36.00	13.4	46.0	10.0	QP	100.0	0.00	HORIZONTAL
326.820000	33.90	16.0	46.0	12.1	QP	100.0	0.00	HORIZONTAL
901.060000	38.00	25.8	46.0	8.0	QP	100.0	0.00	HORIZONTAL

Shenzhen Hongcai Testing Technology Co.,Ltd.
1st—3rd Floor, Building C,Shuanghuan Xin Yi Dai Hi—Tech Industrial Park, No.8 Baoqing Road, Baolong Industrial Zone, Longgang District, Shenzhen City, P.R.China 518053
Tel：+86 755 86337020(60Lines) Fax：+86 755 86337028 Web：www.hct-test.com

The worst Spurious Emission Data EDR 2M Mode Below 1GHz Channel High:

EUT:	Portable Bluetooth speaker
M/N:	IK501MF
Operating Condition:	TX Mode
Test Site:	3m CHAMBER
Operator:	Chen
Test Specification:	AC 120V
Comment:	Polarization: Vertical

SWEEP TABLE: "test (30M-1G)"

Short Description:			Field Strength		
Start Frequency	Stop Frequency	Detector	Meas. Time	IF Bandw.	Transducer
30.0 MHz	1.0 GHz	MaxPeak	Coupled	100 kHz	9163-2015

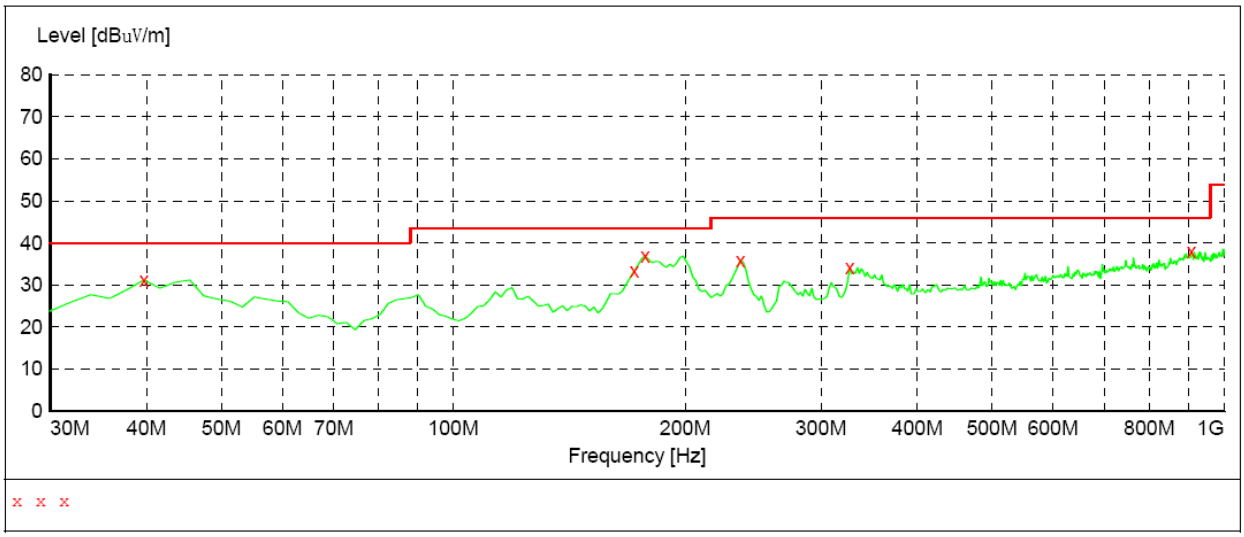

MEASUREMENT RESULT:

Frequency MHz	Level dBuV/m	Transd dB	Limit dBuV/m	Margin dB	Det.	Height cm	Azimuth deg	Polarization
39.700000	31.20	15.7	40.0	8.8	QP	100.0	0.00	VERTICAL
171.620000	33.30	12.5	43.5	10.2	QP	100.0	0.00	VERTICAL
177.440000	37.00	12.5	43.5	6.5	QP	100.0	0.00	VERTICAL
235.640000	35.80	13.4	46.0	10.2	QP	100.0	0.00	VERTICAL
326.820000	34.10	16.0	46.0	11.9	QP	100.0	0.00	VERTICAL
906.880000	38.00	25.8	46.0	8.0	QP	100.0	0.00	VERTICAL

Shenzhen Hongcai Testing Technology Co.,Ltd.
1st—3rd Floor, Building C,Shuanghuan Xin Yi Dai Hi—Tech Industrial Park, No.8 Baoqing Road, Baolong Industrial Zone, Longgang District, Shenzhen City, P.R.China 518053
Tel : +86 755 86337020(60Lines) Fax : +86 755 86337028 Web : www.hct-test.com

The worst Spurious Emission Data EDR 3M Mode Above 1GHz

Channel Low

Channel Low（2402MHz）								
Maximum Frequency (MHz)	Polarity and Level					Limit (dBμV/m)	Margin (dBμV/m)	Mark (P/Q/A)
	Polarity	Height (m)	Reading dBμV	Transd	Result dBμV/m			
2402	H	1	98.17	-7.26	90.91	N/A	N/A	P
			90.01	-7.26	82.75	N/A	N/A	A
2402	V	1	104.98	-7.26	97.72	N/A	N/A	P
			96.02	-7.26	88.76	N/A	N/A	A
4804	H	1	41.03	0.96	41.99	74	-32.01	P
			30.9	0.96	31.86	54	-22.14	A
4804	V	1	42.48	0.96	43.44	74	-30.56	P
			32.1	0.96	33.06	54	-20.94	A
7206	H	1	40.24	7.27	47.51	74	-26.49	P
			31.5	7.27	38.77	54	-15.23	A
7206	V	1	43.23	7.27	50.5	74	-23.5	P
			31.98	7.27	39.25	54	-14.75	A
9608	H	1	40.54	10.18	50.72	74	-23.28	P
			30.32	10.18	40.5	54	-13.5	A
9608	V	1	42.24	7.27	49.51	74	-24.49	P
			32.5	7.27	39.77	54	-14.23	A
12023.31	H	1	41.23	13.9	55.13	74	-18.87	P
			30.98	13.9	44.88	54	-9.12	A
12023.33	V	1	42.5	13.9	56.4	74	-17.6	P
			32.23	13.9	46.13	54	-7.87	A
25220.37	----	----	----	----	----	----	----	----

Remark: 1. Transd.=Antenna Factor+Cable Loss-Pre-amplifier
Margin = Level-Limit
Mark: P means Peak Value, Q means Quasi Peak Value, A means Average Value
2. Data of measurement within this frequency range shown " -" in the table above means the reading of emissions are attenuated more than 20dB below the permissible limits or the field strength is too small to be measured.
3. Spectrum analyzer setting P(Peak): RBW=1MHz, VBW=1MHz, A(Average): RBW=1MHz, VBW=10Hz.
4. The test limit distance is 3m limit

HCT HONGCAI TESTING

Shenzhen Hongcai Testing Technology Co.,Ltd.
1st—3rd Floor, Building C,Shuanghuan Xin Yi Dai Hi—Tech Industrial Park, No.8 Baoqing Road, Baolong Industrial Zone, Longgang District, Shenzhen City, P.R.China 518053
Tel：+86 755 86337020(60Lines) Fax：+86 755 86337028 Web：www.hct-test.com

Channel Mid

Channel Middle（2441MHz）								
Maximum Frequency (MHz)	Polarity and Level					Limit (dBμV/m)	Margin (dBμV/m)	Mark (P/Q/A)
	Polarity	Height (m)	Reading dBμV	Transd	Result dBμV/m			
2441	H	1	99.19	-6.48	92.71	N/A	N/A	P
			91.02	-6.48	84.54	N/A	N/A	A
2441	V	1	104	-6.48	97.52	N/A	N/A	P
			95.53	-6.48	89.05	N/A	N/A	A
4882	H	1	39.9	0.96	40.86	74	-33.14	P
			30.49	0.96	31.45	54	-22.55	A
4882	V	1	42.19	0.96	43.15	74	-30.85	P
			31.98	0.96	32.94	54	-21.06	A
7323	H	1	41.04	7.38	48.42	74	-25.58	P
			31.19	7.38	38.57	54	-15.43	A
7323	V	1	43.23	7.38	50.61	74	-23.39	P
			31.93	7.38	39.31	54	-14.69	A
9764	H	1	40.89	10.36	51.25	74	-22.75	P
			30.01	10.36	40.37	54	-13.63	A
9764	V	1	42.43	10.36	52.79	74	-21.21	P
			32.49	10.36	42.85	54	-11.15	A
12168.22	H	1	40.8	13.99	54.79	74	-19.21	P
			30.4	13.99	44.39	54	-9.61	A
12168.22	V	1	43.29	13.99	57.28	74	-16.72	P
			31.03	13.99	45.02	54	-8.98	A
25380.37	----	----	----	----	----	----	----	----

Remark: 1. Transd.=Antenna Factor+Cable Loss-Pre-amplifier
Margin = Level-Limit
Mark: P means Peak Value, Q means Quasi Peak Value, A means Average Value
2. Data of measurement within this frequency range shown " -" in the table above means the reading of emissions are attenuated more than 20dB below the permissible limits or the field strength is too small to be measured.
3. Spectrum analyzer setting P(Peak): RBW=1MHz, VBW=1MHz, A(Average): RBW=1MHz, VBW=10Hz.
4. The test limit distance is 3m limit

HONGCAI TESTING

Shenzhen Hongcai Testing Technology Co.,Ltd.
1st—3rd Floor, Building C,Shuanghuan Xin Yi Dai Hi—Tech Industrial Park, No.8 Baoqing Road, Baolong Industrial Zone, Longgang District, Shenzhen City, P.R.China 518053
Tel：+86 755 86337020(60Lines) Fax：+86 755 86337028 Web：www.hct-test.com

Channel High

Channel High（2480MHz）								
Maximum Frequency (MHz)	Polarity and Level					Limit (dBμV/m)	Margin (dBμV/m)	Mark (P/Q/A)
	Polarity	Height (m)	Reading dBμV	Transd	Result dBμV/m			
2480	H	1	98.19	-6.16	92.03	N/A	N/A	P
			90.4	-6.16	84.24	N/A	N/A	A
2480	V	1	102.53	-6.16	96.37	N/A	N/A	P
			93.1	-6.16	86.94	N/A	N/A	A
4960	H	1	40.24	0.96	41.2	74	-32.8	P
			30.9	0.96	31.86	54	-22.14	A
4960	V	1	43.1	0.96	44.06	74	-29.94	P
			32.22	0.96	33.18	54	-20.82	A
7440	H	1	40.5	7.5	48	74	-26	P
			30.49	7.5	37.99	54	-16.01	A
7440	V	1	42.23	7.5	49.73	74	-24.27	P
			32.44	7.5	39.94	54	-14.06	A
9920	H	1	41.03	10.54	51.57	74	-22.43	P
			31.59	10.54	42.13	54	-11.87	A
9920	V	1	43.5	10.54	54.04	74	-19.96	P
			32.62	10.54	43.16	54	-10.84	A
12361.67	H	1	41.23	14.08	55.31	74	-18.69	P
			31.43	14.08	45.51	54	-8.49	A
12361.67	V	1	42.54	14.08	56.62	74	-17.38	P
			32.39	14.08	46.47	54	-7.53	A
25380.37	----	----	----	----	----	----	----	----

Remark: 1. Transd.=Antenna Factor+Cable Loss-Pre-amplifier
Margin = Level-Limit
Mark: P means Peak Value, Q means Quasi Peak Value, A means Average Value
2. Data of measurement within this frequency range shown " -" in the table above means the reading of emissions are attenuated more than 20dB below the permissible limits or the field strength is too small to be measured.
3. Spectrum analyzer setting P(Peak): RBW=1MHz, VBW=1MHz, A(Average): RBW=1MHz, VBW=10Hz.
4. The test limit distance is 3m limit

HONGCAI TESTING

Shenzhen Hongcai Testing Technology Co.,Ltd.
1st—3rd Floor, Building C,Shuanghuan Xin Yi Dai Hi—Tech Industrial Park, No.8 Baoqing Road, Baolong Industrial Zone, Longgang District, Shenzhen City, P.R.China 518053
Tel：+86 755 86337020(60Lines) Fax：+86 755 86337028 Web：www.hct-test.com

Conducted Spurious Emission
BR 1M
Channel Low

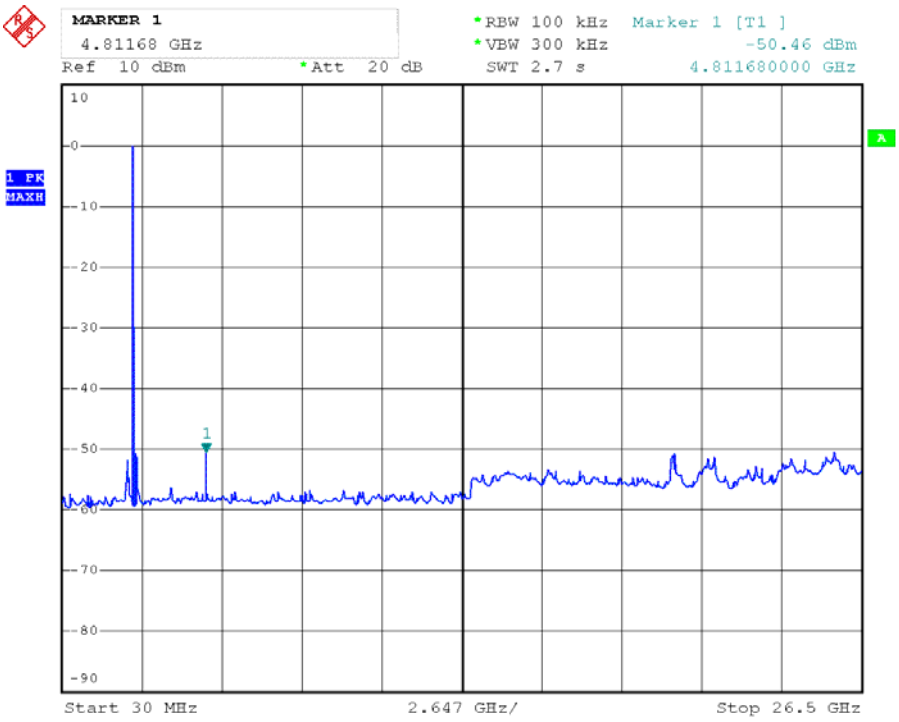

HONGCAI TESTING

Channel Mid

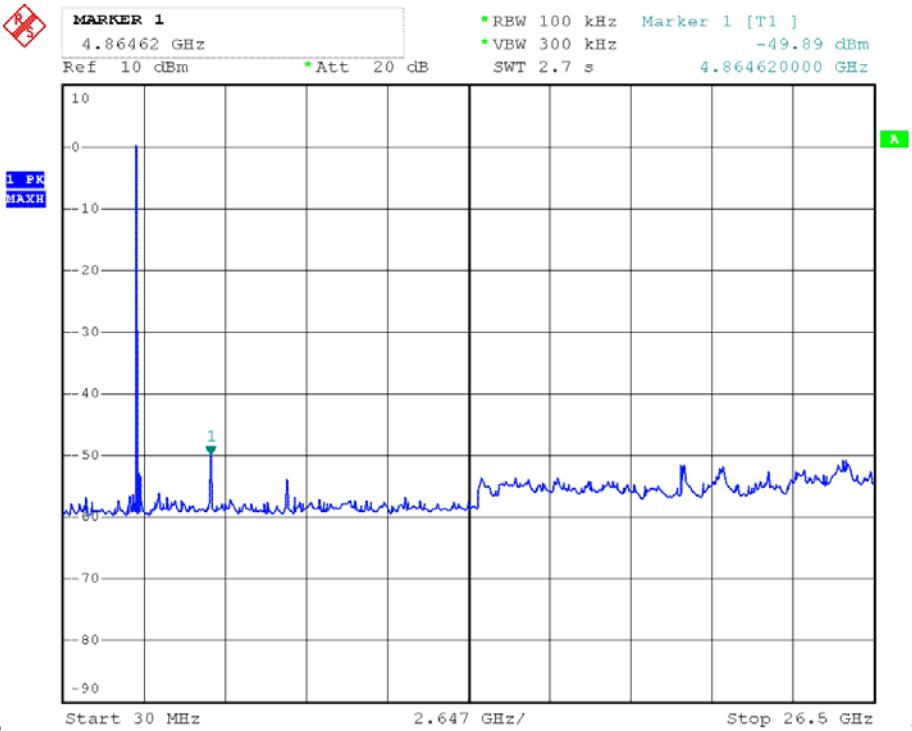

Shenzhen Hongcai Testing Technology Co.,Ltd.
1st—3rd Floor, Building C,Shuanghuan Xin Yi Dai Hi—Tech Industrial Park, No.8 Baoqing Road, Baolong Industrial Zone, Longgang District, Shenzhen City, P.R.China 518053
Tel : +86 755 86337020(60Lines) Fax : +86 755 86337028 Web : www.hct-test.com

Channel High

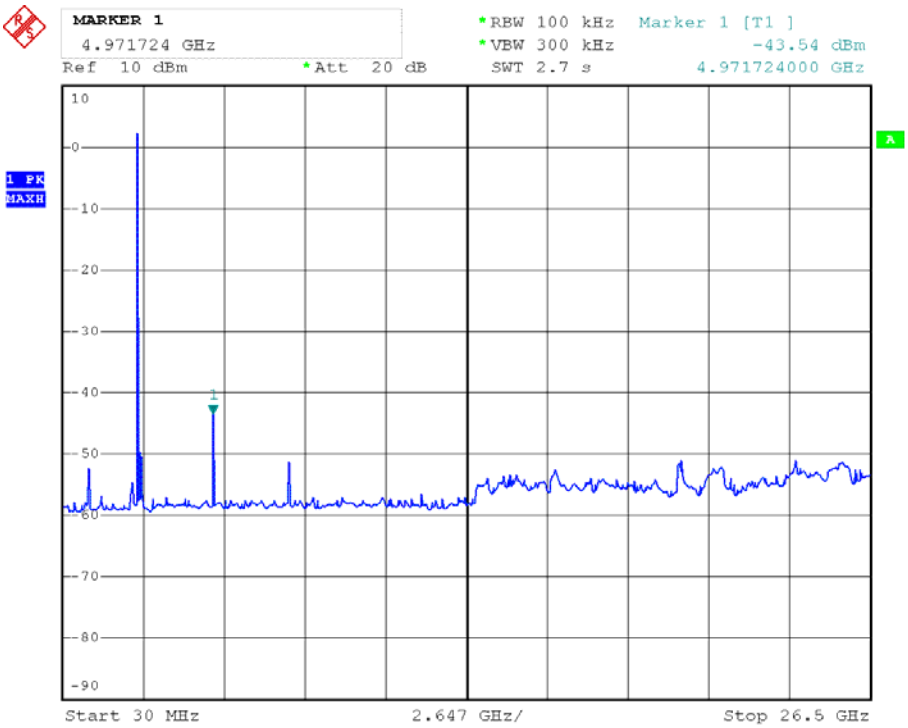

HONGCAI TESTING

EDR 2M
Channel Low

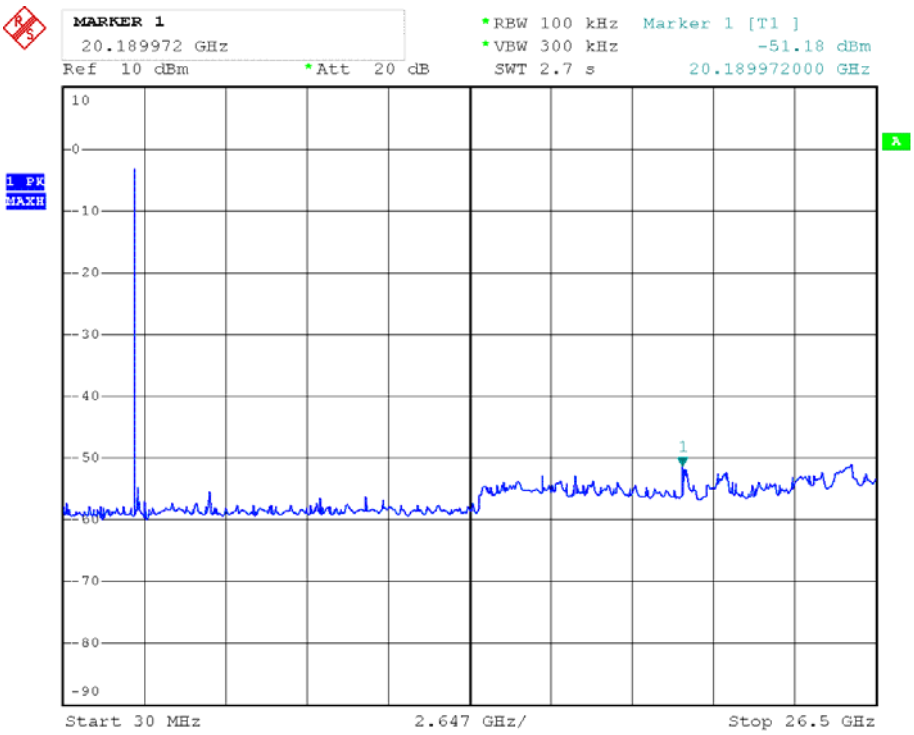

Shenzhen Hongcai Testing Technology Co.,Ltd.
1st—3rd Floor, Building C,Shuanghuan Xin Yi Dai Hi—Tech Industrial Park, No.8 Baoqing Road, Baolong Industrial Zone, Longgang District, Shenzhen City, P.R.China 518053
Tel : +86 755 86337020(60Lines) Fax : +86 755 86337028 Web : www.hct-test.com

Channel Middle

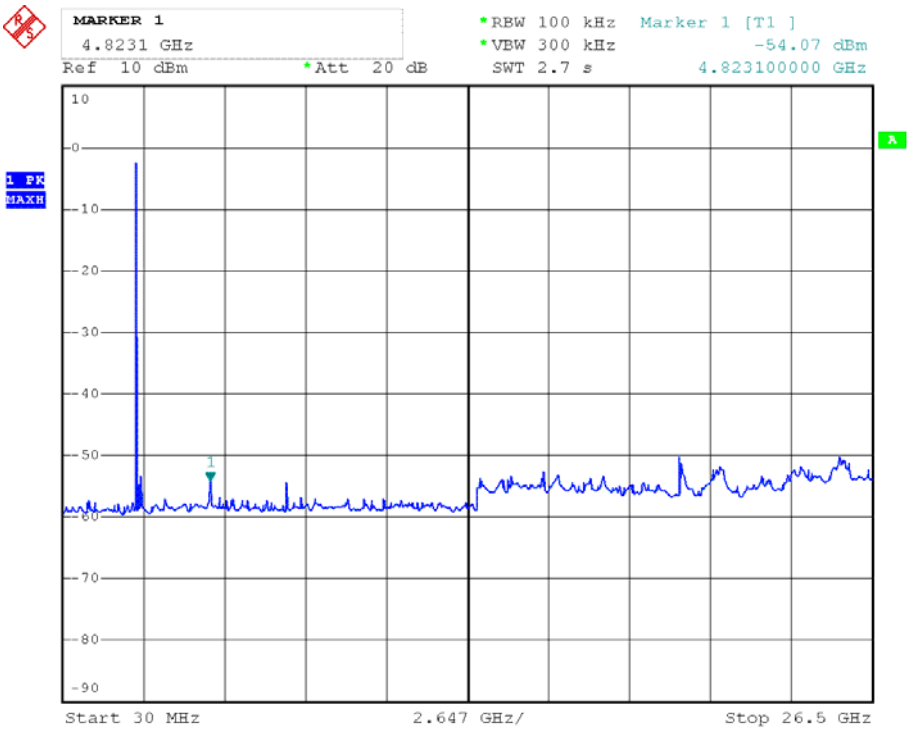

Channel High

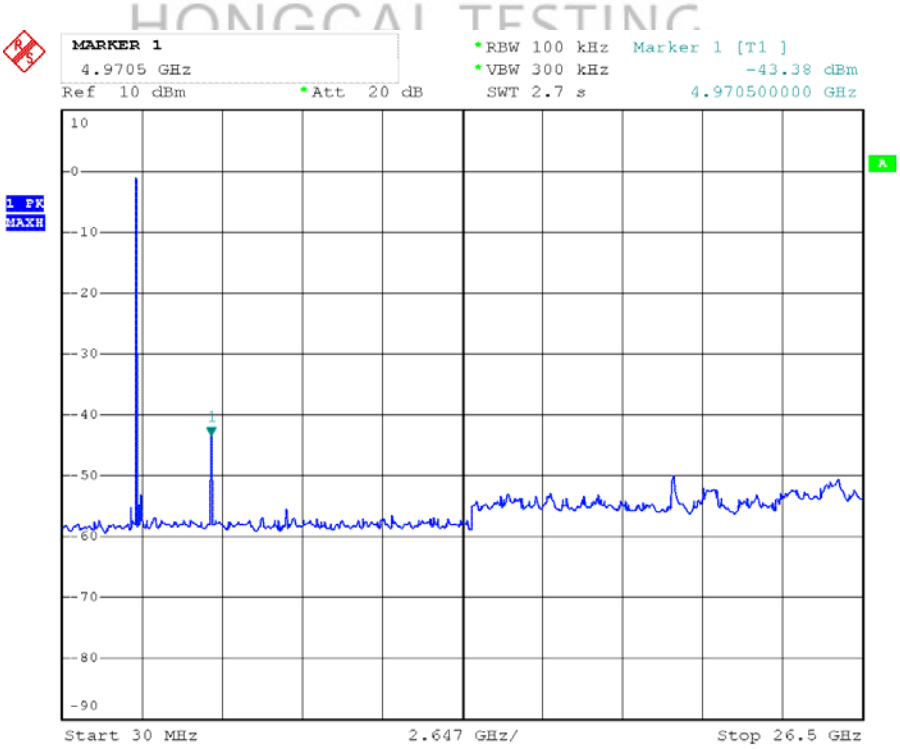

Shenzhen Hongcai Testing Technology Co.,Ltd.
1st—3rd Floor, Building C,Shuanghuan Xin Yi Dai Hi—Tech Industrial Park, No.8 Baoqing Road, Baolong Industrial Zone, Longgang District, Shenzhen City, P.R.China 518053
Tel : +86 755 86337020(60Lines) Fax : +86 755 86337028 Web : www.hct-test.com

EDR 3M
Channel Low

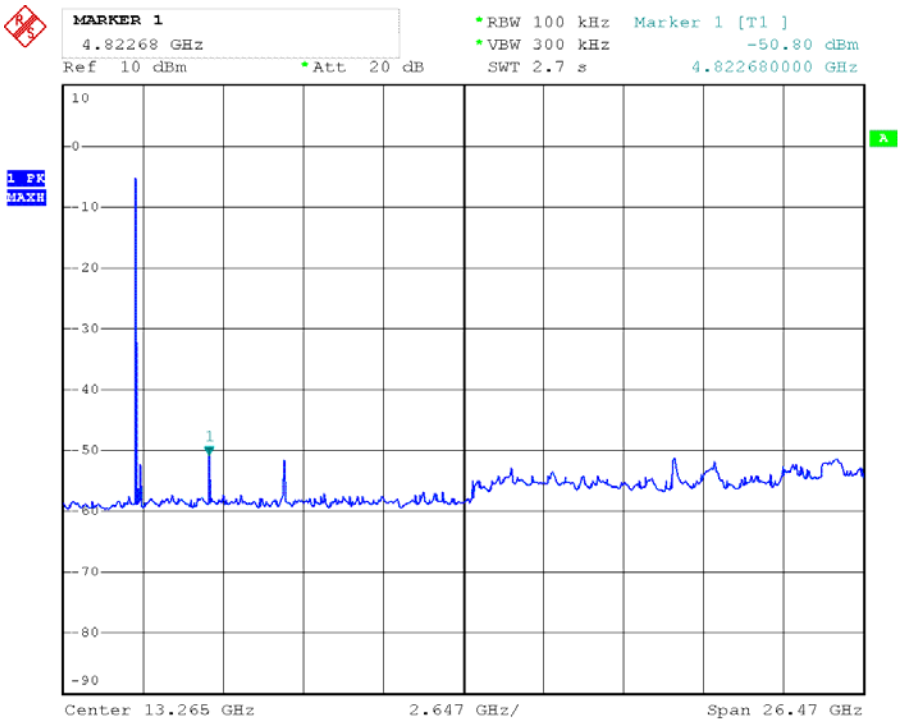

Channel Middle

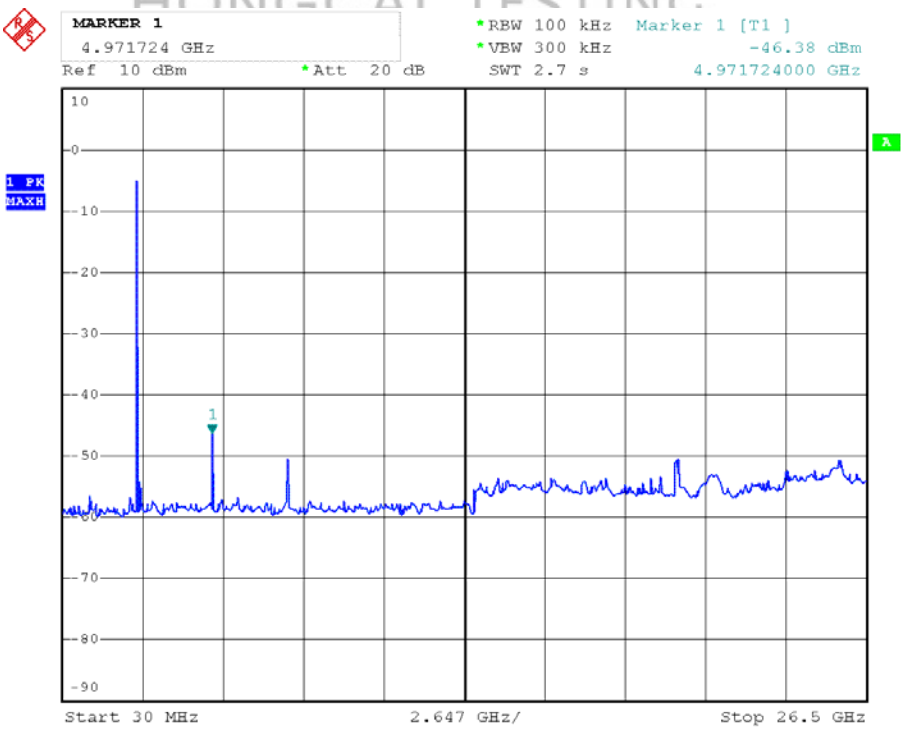

Shenzhen Hongcai Testing Technology Co.,Ltd.
1st—3rd Floor, Building C,Shuanghuan Xin Yi Dai Hi—Tech Industrial Park, No.8 Baoqing Road, Baolong Industrial Zone, Longgang District, Shenzhen City, P.R.China 518053
Tel : +86 755 86337020(60Lines) Fax : +86 755 86337028 Web : www.hct-test.com

Channel High

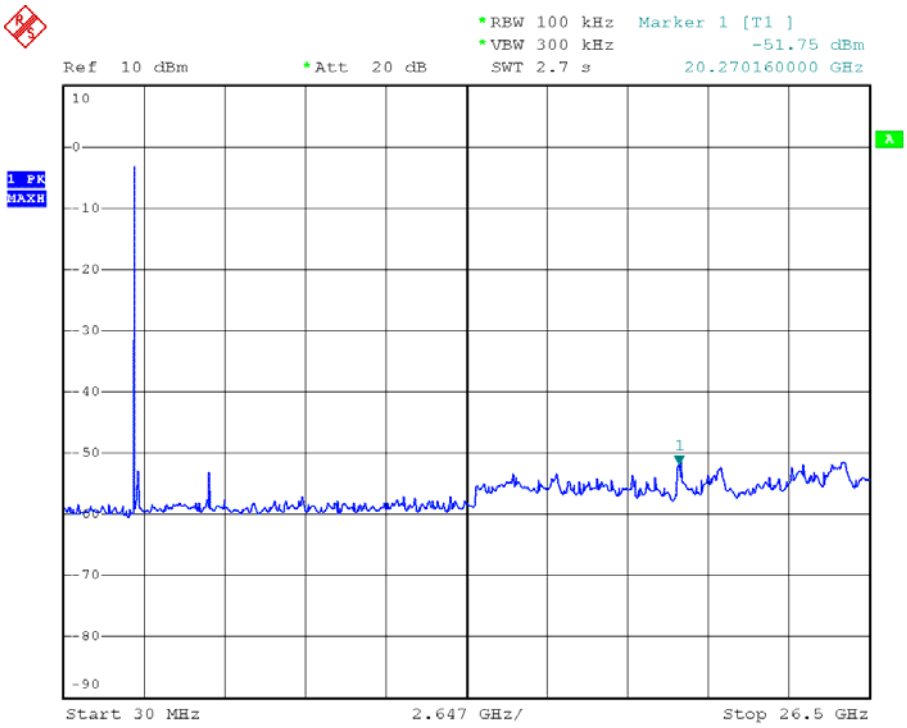

HONGCAI TESTING

Shenzhen Hongcai Testing Technology Co.,Ltd.
1st—3rd Floor, Building C,Shuanghuan Xin Yi Dai Hi—Tech Industrial Park, No.8 Baoqing Road, Baolong Industrial Zone, Longgang District, Shenzhen City, P.R.China 518053
Tel : +86 755 86337020(60Lines) Fax : +86 755 86337028 Web : www.hct-test.com

12. ANTENNA REQUIREMENT

12.1 Standard Applicable

Section 15.203:

An intentional radiator shall be designed to ensure that no antenna other than that furnished by the responsible party shall be used with the device. The use of a permanently attached antenna or of an antenna that uses a unique coupling to the intentional radiator shall be considered sufficient to comply with the provisions of this Section. The manufacturer may design the unit so that a broken antenna can be replaced by the user, but the use of a standard antenna jack or electrical connector is prohibited.

Section 15.247(b)/(c):

If transmitting antennas of directional gain greater than 6 dBi are used, the peak output power from the intentional radiator shall be reduced by the amount in dB that the directional gain of the antenna exceeds 6 dBi.

If the intentional radiator is used exclusively for fixed, point-to-point operations may employ transmitting antennas with directional gain greater than 6 dBi provided the maximum peak output power of the intentional radiator is reduced by 1 dB for every 3 dB that the directional gain of the antenna exceeds 6 dBi.

12.2 Antenna Connected Construction

The antenna is designed with permanent attachment and no consideration of replacement. The antenna used in this product is complied with Standard. The maximum Gain of the antenna lower than 6.0dBi and have the definite antenna Specification.

HONGCAI TESTING

Shenzhen Hongcai Testing Technology Co.,Ltd.
1st—3rd Floor, Building C,Shuanghuan Xin Yi Dai Hi—Tech Industrial Park, No.8 Baoqing Road, Baolong Industrial Zone, Longgang District, Shenzhen City, P.R.China 518053
Tel : +86 755 86337020(60Lines) Fax : +86 755 86337028 Web : www.hct-test.com