Appendix: Bluetooth Classic

Contents

Appendix A: 20dB Emission Bandwidth....3
Test Result....3
Test Graphs....4
Appendix B: Occupied Channel Bandwidth....9
Test Result....9
Test Graphs....10
Appendix C: Maximum conducted output power....15
Test Result....15
Test Graphs....16
Appendix D: Carrier frequency separation....21
Test Result....21
Test Graphs....22
Appendix E: Time of occupancy....24
Test Result....24
Test Graphs....25
Appendix F: Number of hopping channels....34
Test Result....34
Test Graphs....35
Appendix G: Band edge measurements....37
Test Result....37
Test Graphs....38
Appendix H: Conducted Spurious Emission....44
Test Result....44
Test Graphs....45
Appendix I: Duty Cycle....59
Test Result....59
Test Graphs....60

Appendix A: 20dB Emission Bandwidth

Test Result

Test Mode	Antenna	Frequency[MHz]	20db EBW[MHz]	FL[MHz]	FH[MHz]	Limit[MHz]	Verdict
DH5	Ant1	2402	0.96	2401.53	2402.48	---	---
		2441	0.96	2440.52	2441.48	---	---
		2480	0.96	2479.52	2480.48	---	---
2DH5	Ant1	2402	1.37	2401.31	2402.68	---	---
		2441	1.37	2440.31	2441.68	---	---
		2480	1.37	2479.31	2480.68	---	---
3DH5	Ant1	2402	1.35	2401.32	2402.66	---	---
		2441	1.35	2440.31	2441.66	---	---
		2480	1.35	2479.31	2480.66	---	---

Test Graphs

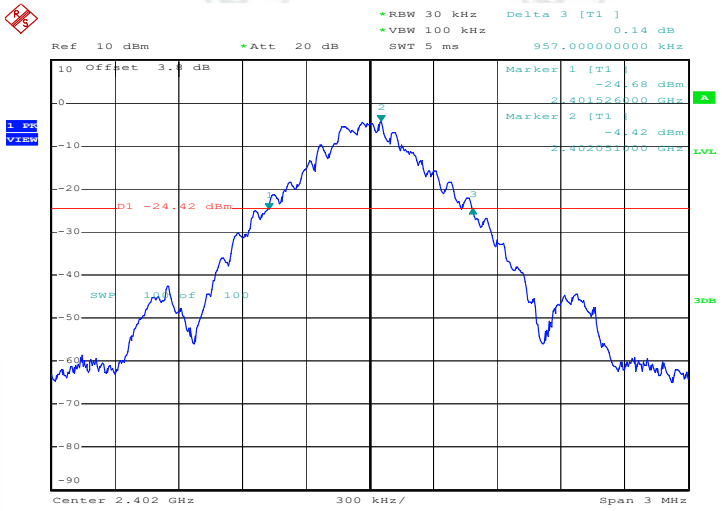

Date: 18.AUG.2022 12:13:53

DH5_Ant1_2402

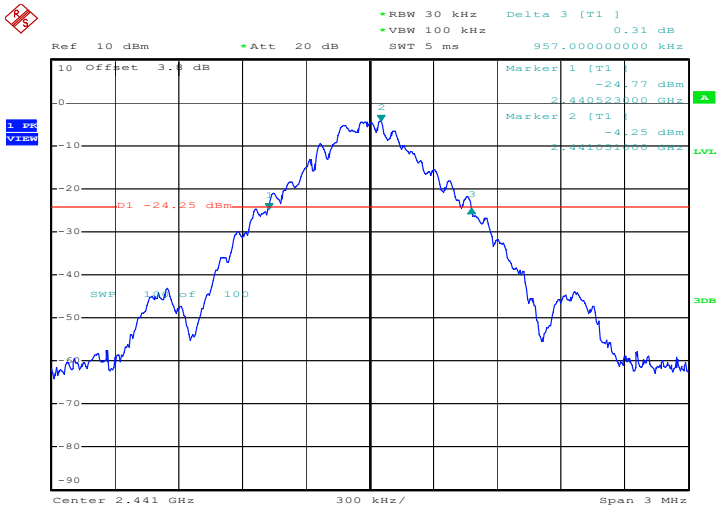

Date: 18.AUG.2022 12:18:13

DH5_Ant1_2441

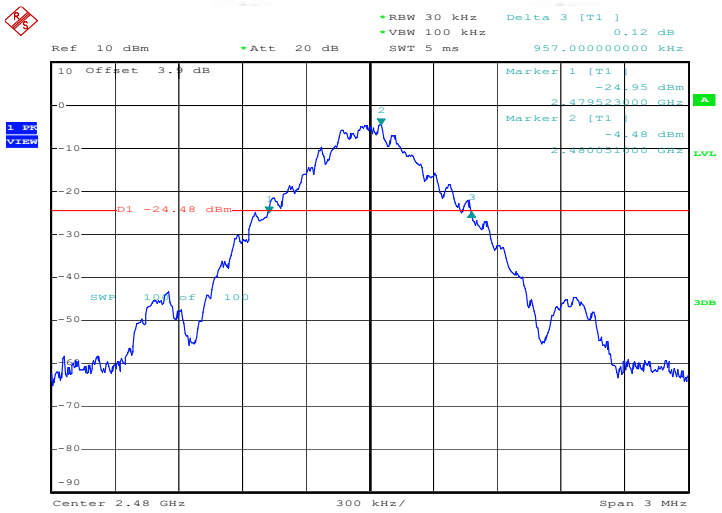

Date: 18.AUG.2022 12:21:34

DH5_Ant1_2480

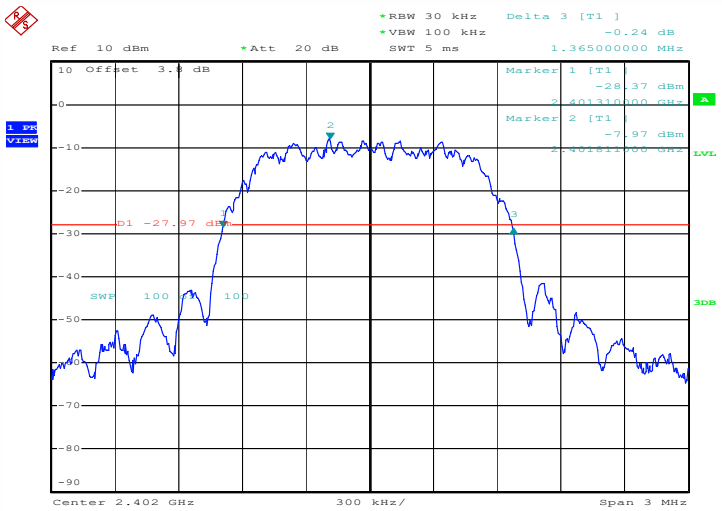

Date: 18.AUG.2022 12:26:49

2DH5_Ant1_2402

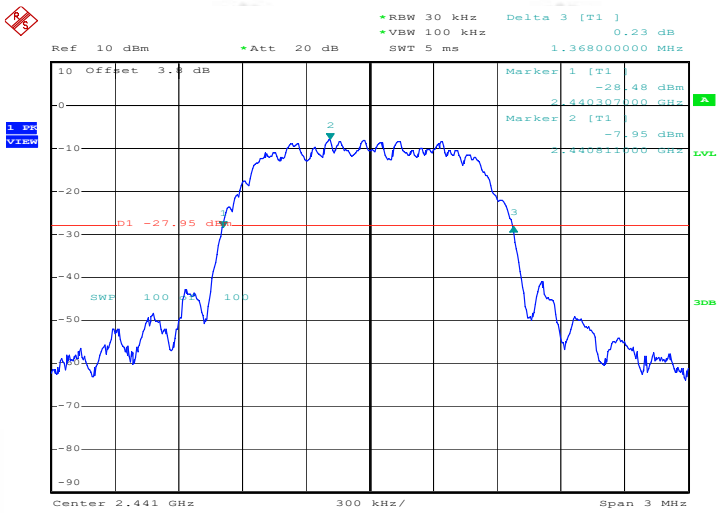

Date: 18.AUG.2022 12:30:27

2DH5_Ant1_2441

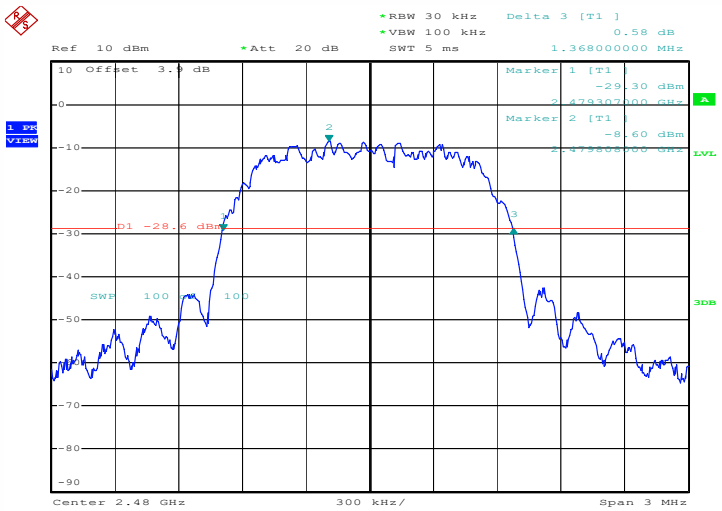

Date: 18.AUG.2022 12:34:51

2DH5_Ant1_2480

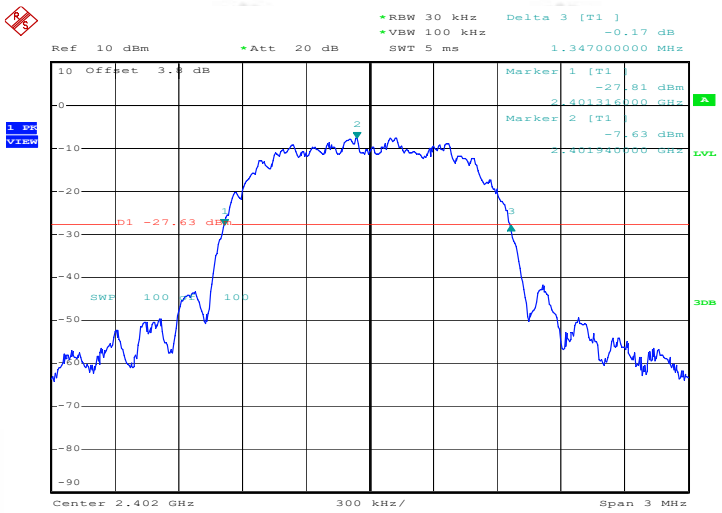

Date: 18.AUG.2022 12:38:50

3DH5_Ant1_2402

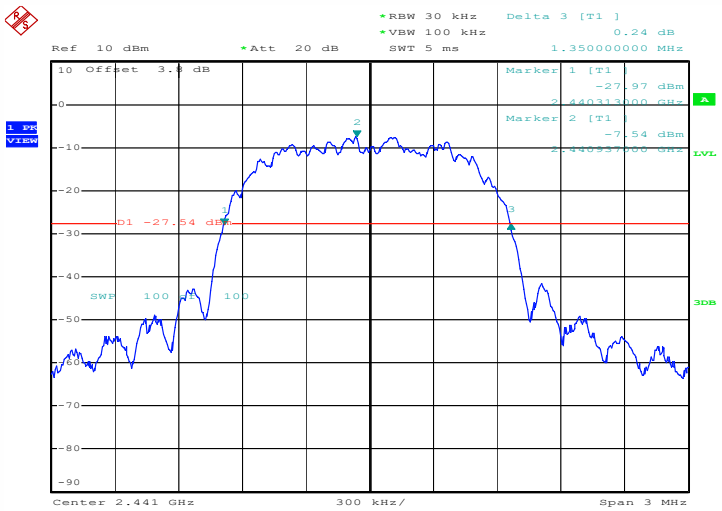

Date: 18.AUG.2022 12:42:26

3DH5_Ant1_2441

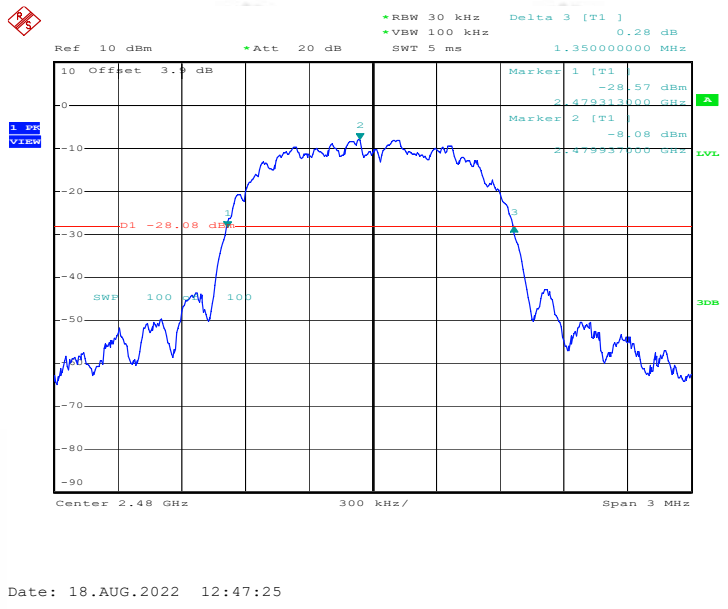

3DH5_Ant1_2480

Appendix B: Occupied Channel Bandwidth

Test Result

Test Mode	Antenna	Frequency[MHz]	OCB [MHz]	FL[MHz]	FH[MHz]	Limit[MHz]	Verdict
DH5	Ant1	2402	0.888	0.000	0.000	---	---
		2441	0.894	0.000	0.000	---	---
		2480	0.885	0.000	0.000	---	---
2DH5	Ant1	2402	1.188	0.000	0.000	---	---
		2441	1.194	0.000	0.000	---	---
		2480	1.194	0.000	0.000	---	---
3DH5	Ant1	2402	1.197	0.000	0.000	---	---
		2441	1.197	0.000	0.000	---	---
		2480	1.2	0.000	0.000	---	---

Test Graphs

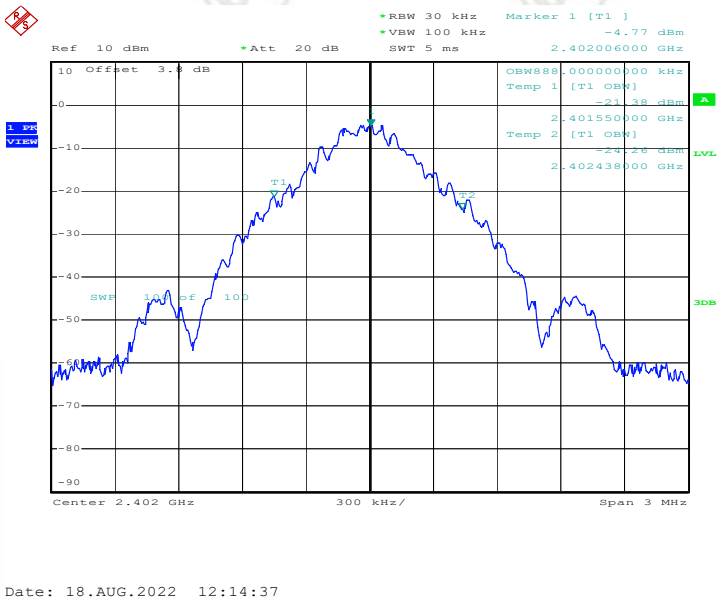

DH5_Ant1_2402

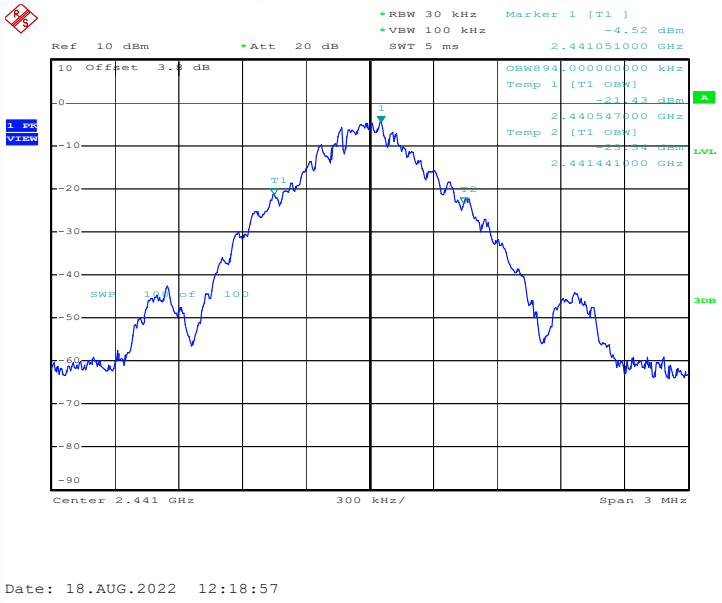

DH5_Ant1_2441

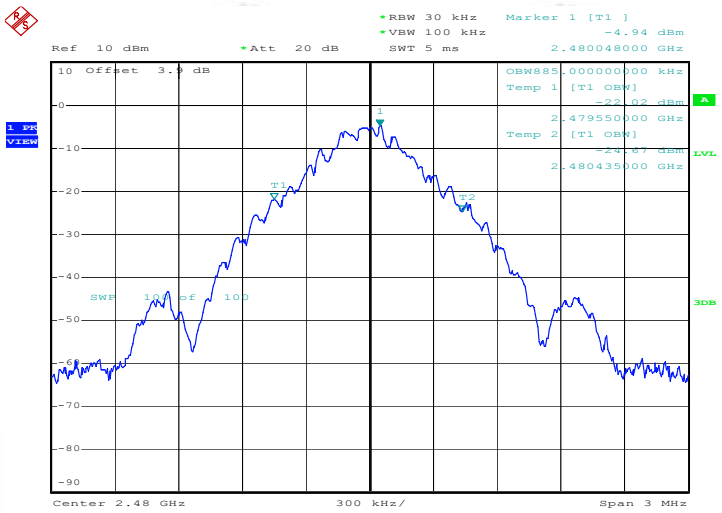

Date: 18.AUG.2022 12:22:18

DH5_Ant1_2480

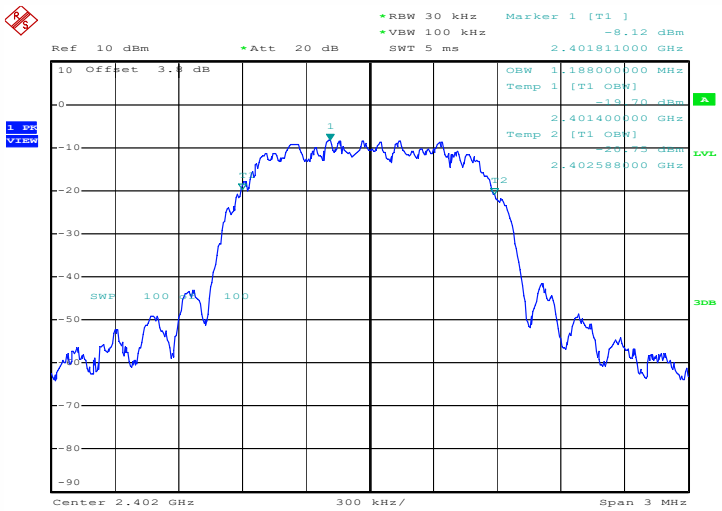

Date: 18.AUG.2022 12:27:32

2DH5_Ant1_2402

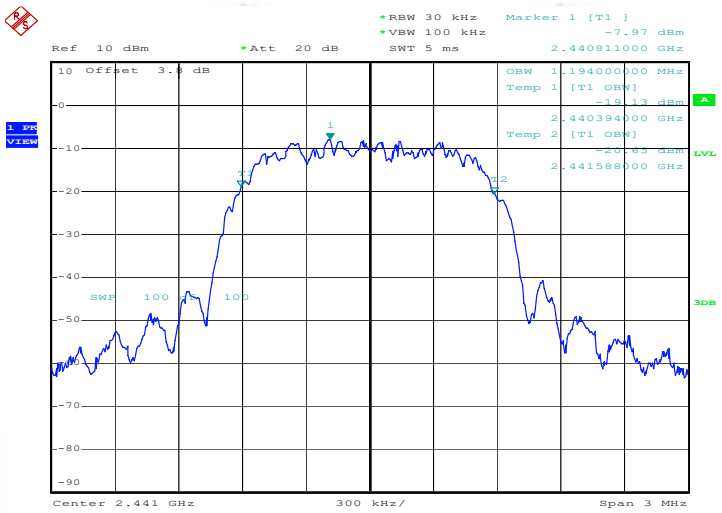

Date: 18.AUG.2022 12:31:11

2DH5_Ant1_2441

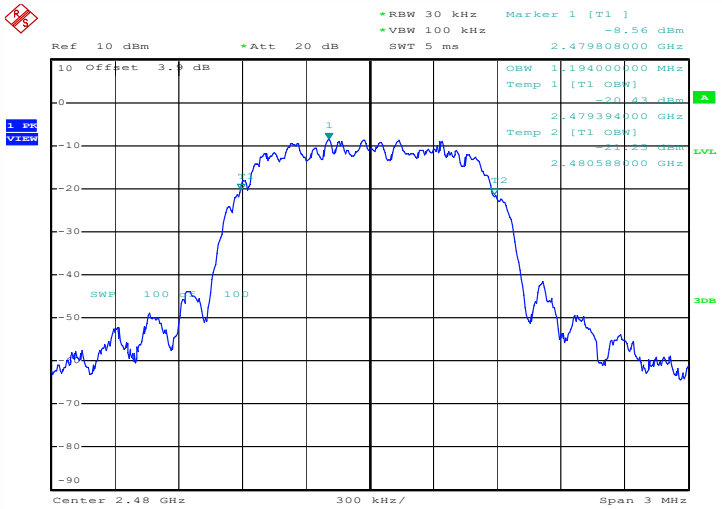

Date: 18.AUG.2022 12:35:34

2DH5_Ant1_2480

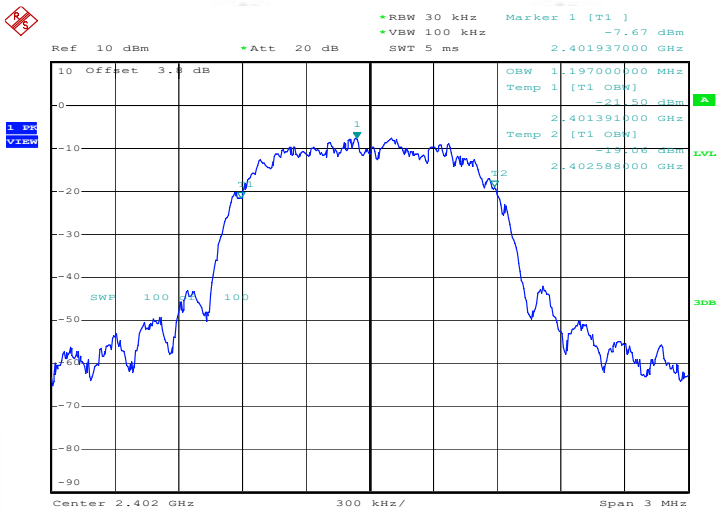

Date: 18.AUG.2022 12:39:34

3DH5_Ant1_2402

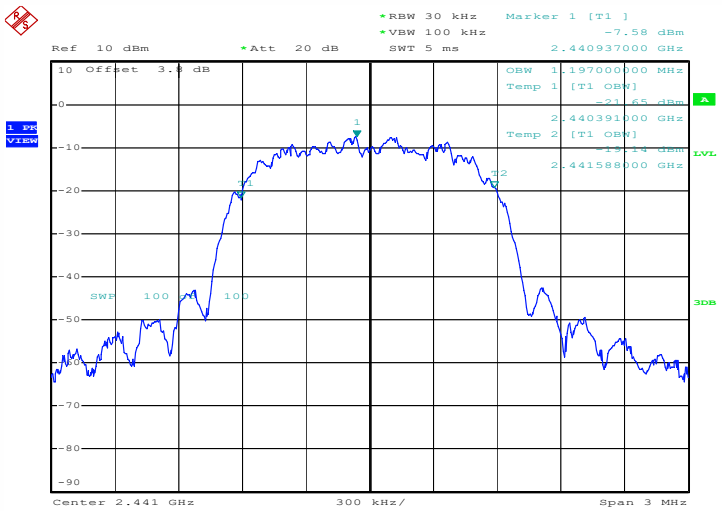

Date: 18.AUG.2022 12:43:10

3DH5_Ant1_2441

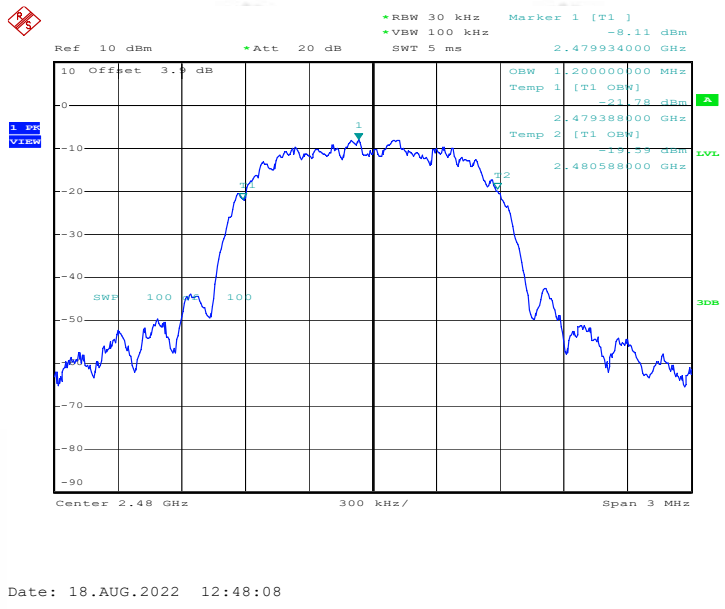

3DH5_Ant1_2480

Appendix C: Maximum conducted output power

Test Result

Test Mode	Antenna	Frequency[MHz]	Conducted Peak Powert[dBm]	Conducted Limit[dBm]	Verdict
DH5	Ant1	2402	-1.60	≤20.97	PASS
		2441	-1.41	≤20.97	PASS
		2480	-2.06	≤20.97	PASS
2DH5	Ant1	2402	0.87	≤20.97	PASS
		2441	0.90	≤20.97	PASS
		2480	0.39	≤20.97	PASS
3DH5	Ant1	2402	1.42	≤20.97	PASS
		2441	**1.52**	≤20.97	PASS
		2480	0.90	≤20.97	PASS

Test Graphs

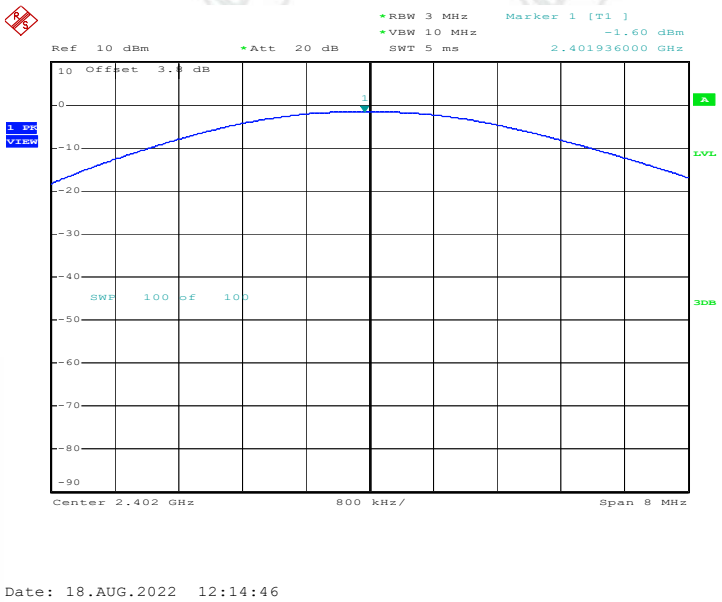

DH5_Ant1_2402

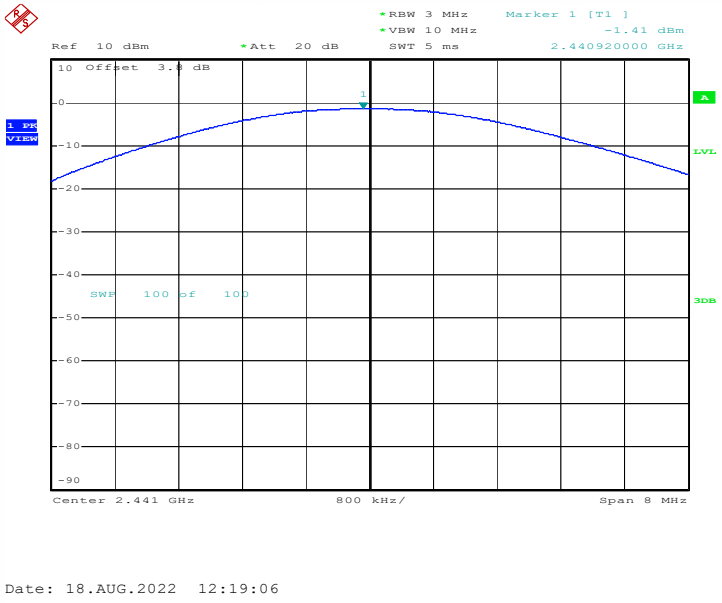

DH5_Ant1_2441

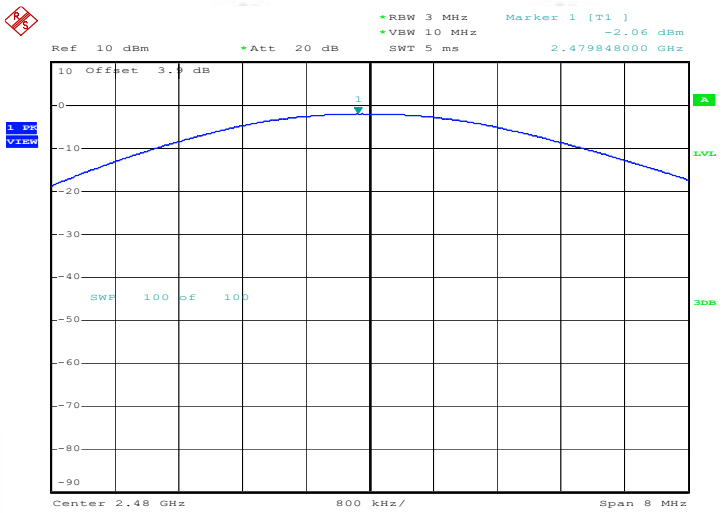

Date: 18.AUG.2022 12:22:28

DH5_Ant1_2480

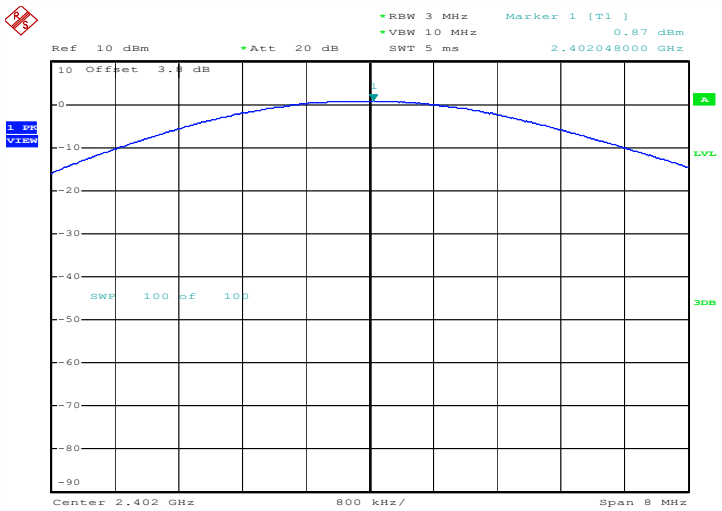

Date: 18.AUG.2022 12:27:44

2DH5_Ant1_2402

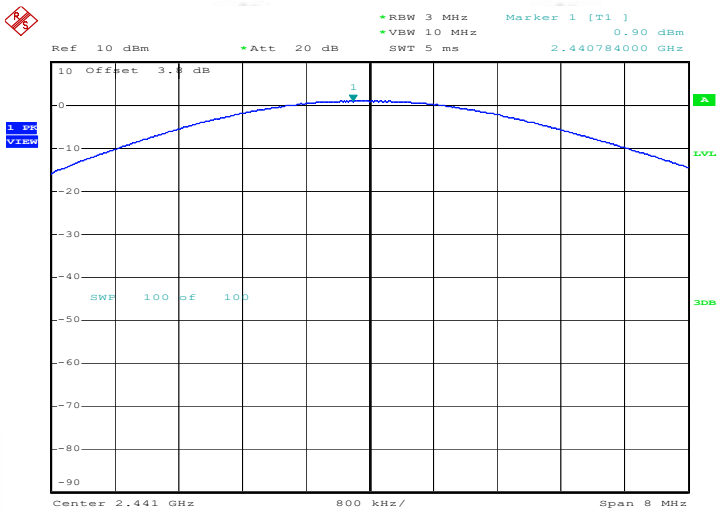

2DH5_Ant1_2441

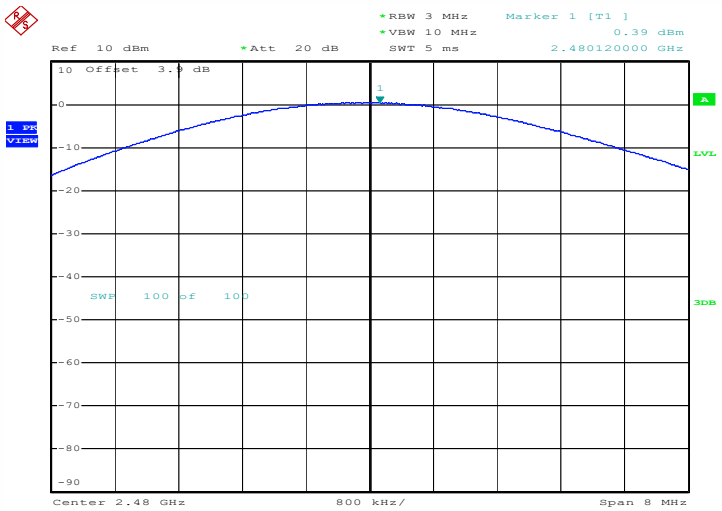

2DH5_Ant1_2480

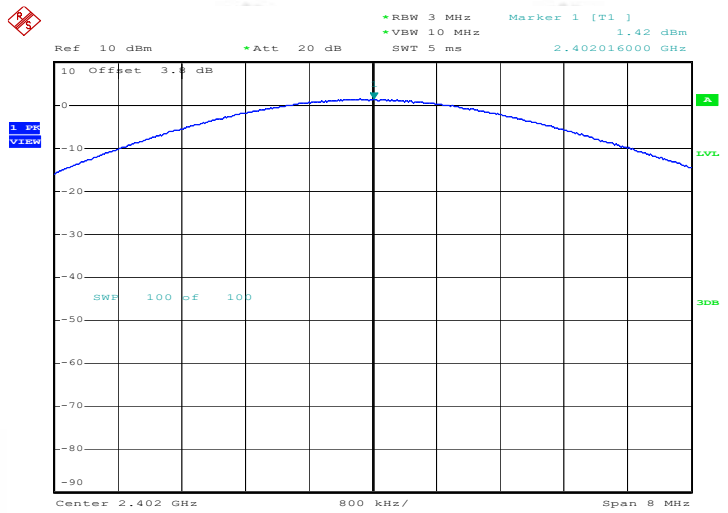

3DH5_Ant1_2402

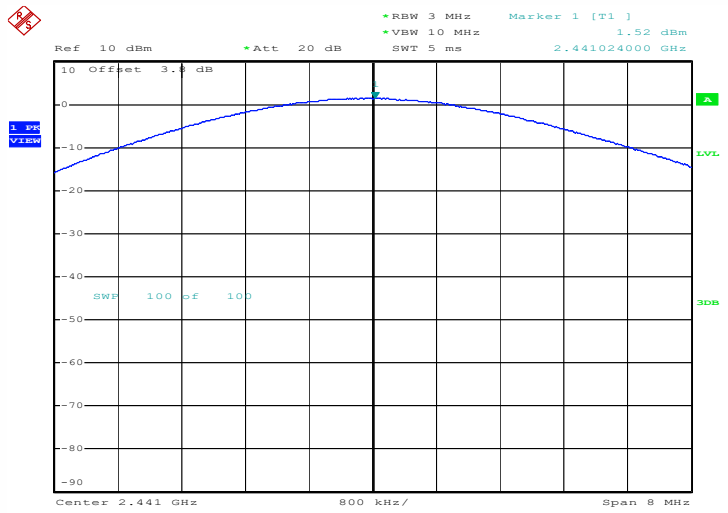

3DH5_Ant1_2441

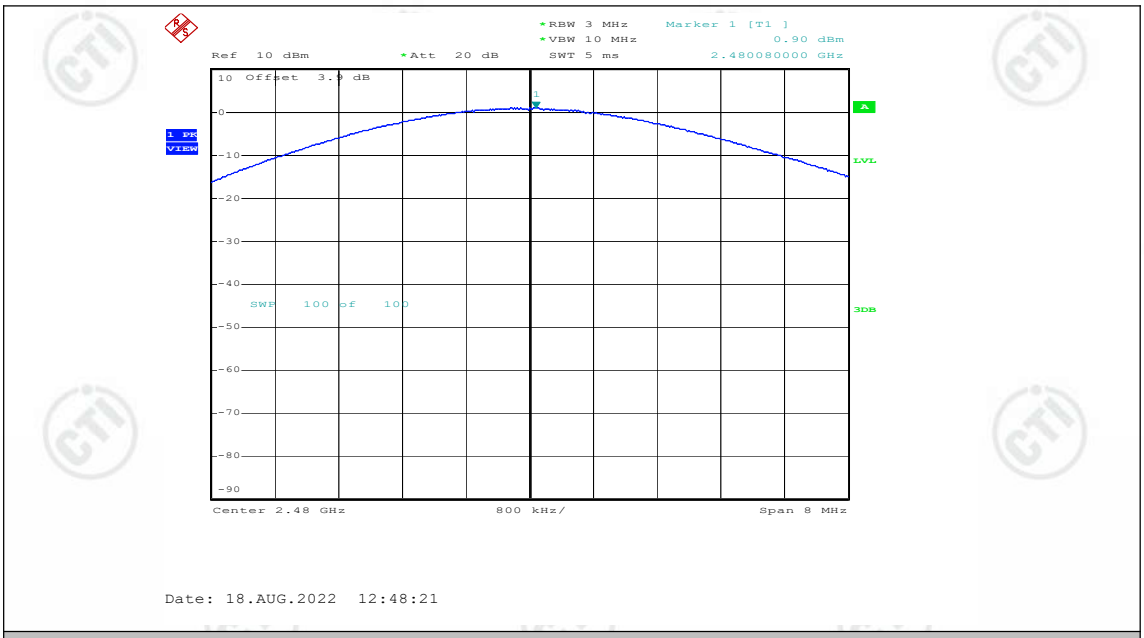

3DH5_Ant1_2480

Appendix D: Carrier frequency separation

Test Result

Test Mode	Antenna	Frequency[MHz]	Result[MHz]	Limit[MHz]	Verdict
DH5	Ant1	Hop	1.144	≥0.960	PASS
2DH5	Ant1	Hop	1.000	≥0.913	PASS
3DH5	Ant1	Hop	1.116	≥0.900	PASS

Test Graphs

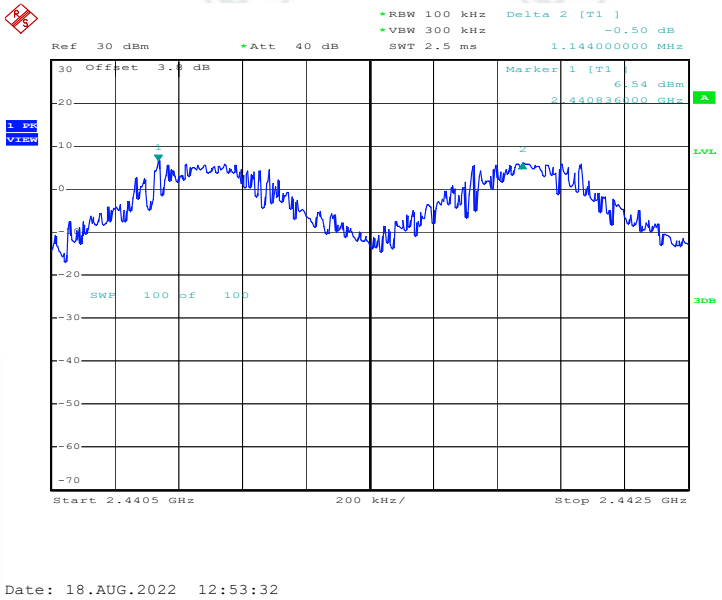

DH5_Ant1_Hop

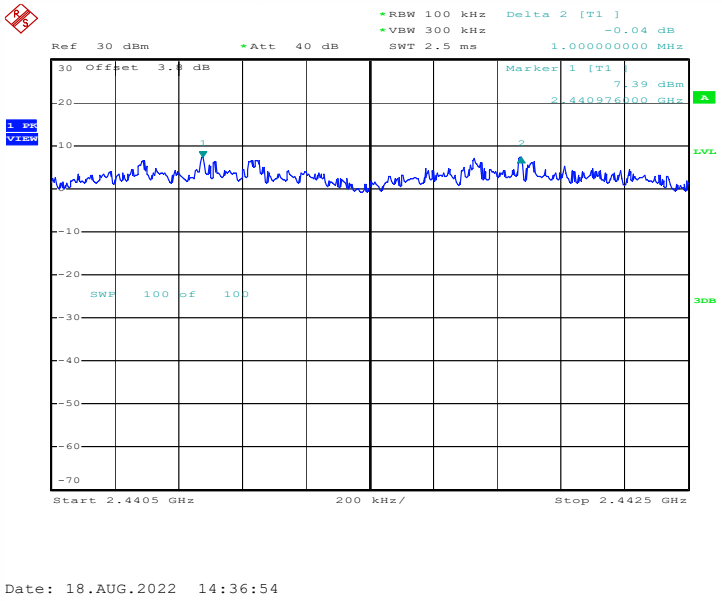

2DH5_Ant1_Hop

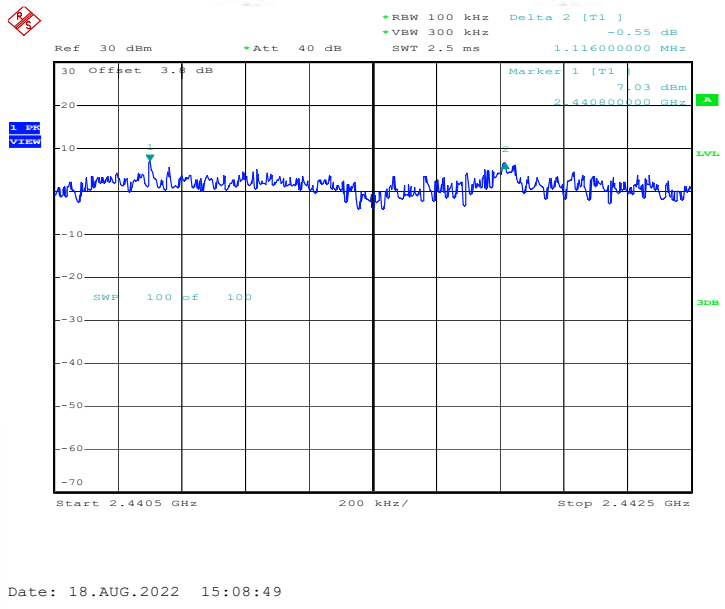

3DH5_Ant1_Hop

Appendix E: Time of occupancy

Test Result

Test Mode	Antenna	Frequency[MHz]	BurstWidth [ms]	TotalHops [Num]	Result[s]	Limit[s]	Verdict
DH1	Ant1	Hop	0.38	320	0.122	≤0.4	PASS
DH3	Ant1	Hop	1.64	140	0.229	≤0.4	PASS
DH5	Ant1	Hop	2.89	110	0.317	≤0.4	PASS
2DH1	Ant1	Hop	0.39	320	0.125	≤0.4	PASS
2DH3	Ant1	Hop	1.64	160	0.263	≤0.4	PASS
2DH5	Ant1	Hop	2.89	110	0.318	≤0.4	PASS
3DH1	Ant1	Hop	0.39	330	0.129	≤0.4	PASS
3DH3	Ant1	Hop	1.64	160	0.263	≤0.4	PASS
3DH5	Ant1	Hop	2.89	80	0.231	≤0.4	PASS

Test Graphs

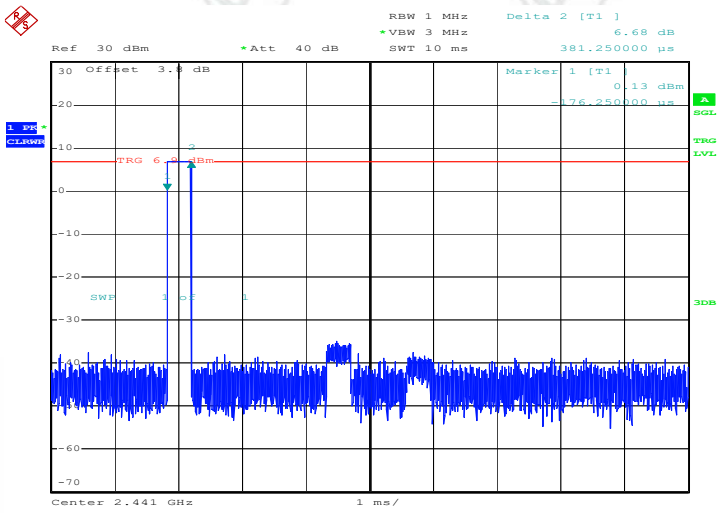

Date: 18.AUG.2022 15:42:53

DH1_Ant1_Hop

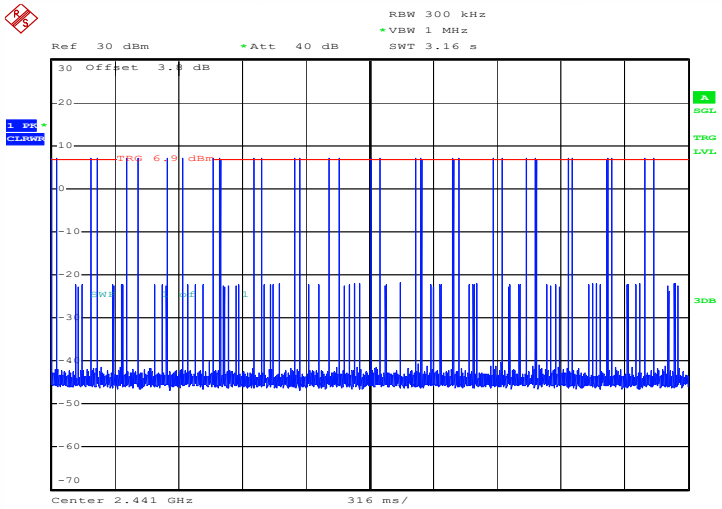

Date: 18.AUG.2022 15:42:58

DH1_Ant1_Hop

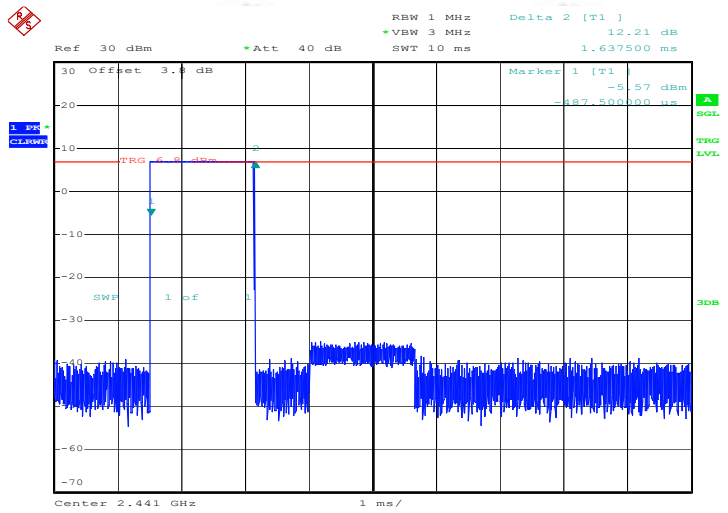

Date: 18.AUG.2022 15:43:52

DH3_Ant1_Hop

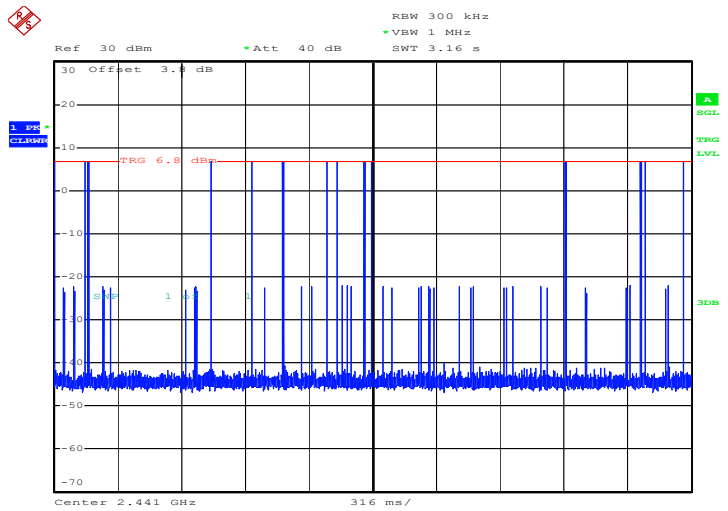

Date: 18.AUG.2022 15:43:58

DH3_Ant1_Hop

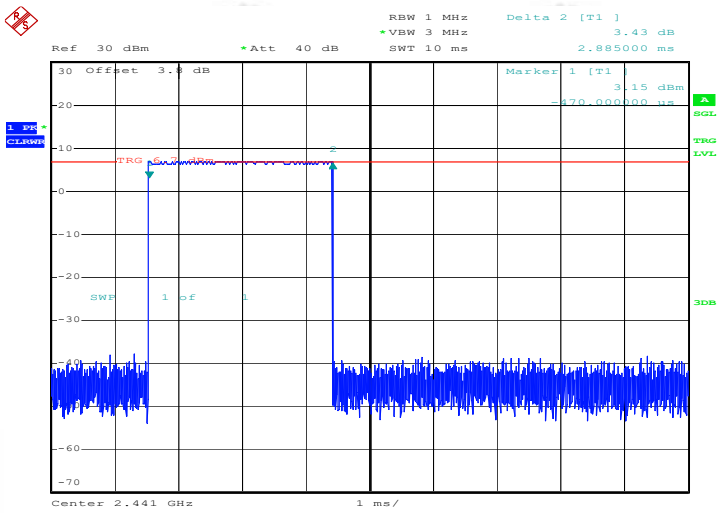

Date: 18.AUG.2022 15:38:16

DH5_Ant1_Hop

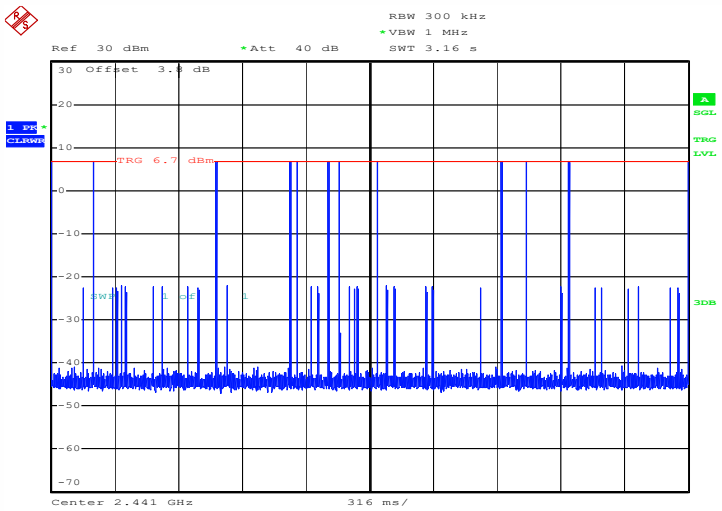

Date: 18.AUG.2022 15:39:56

DH5_Ant1_Hop

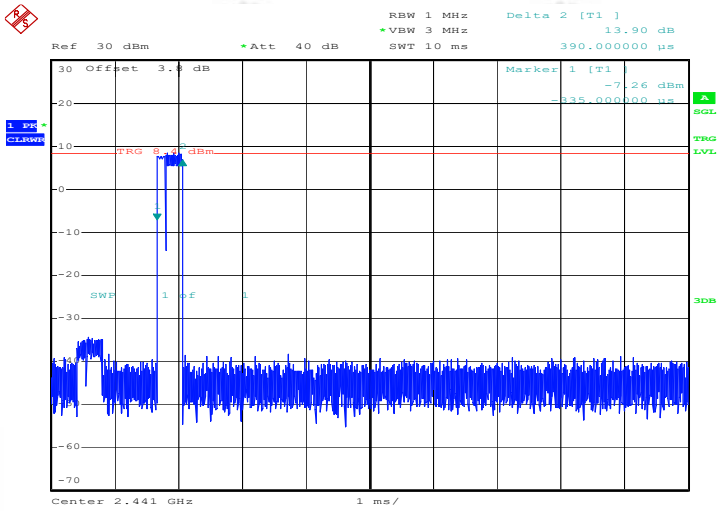

Date: 18.AUG.2022 15:48:13

2DH1_Ant1_Hop

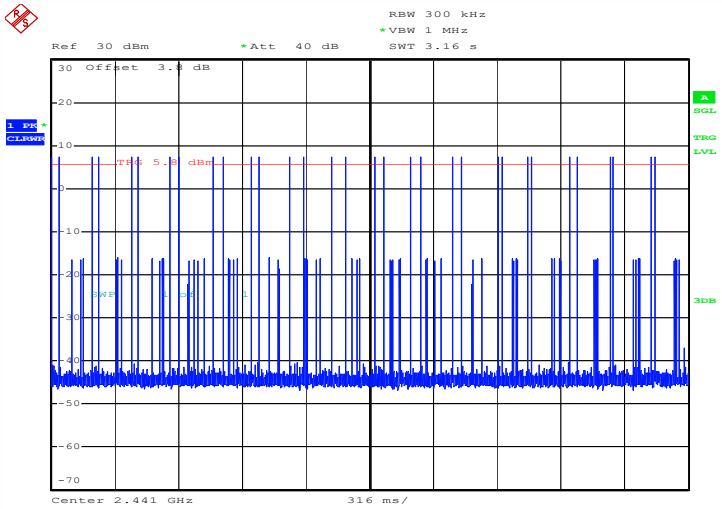

Date: 18.AUG.2022 15:48:26

2DH1_Ant1_Hop

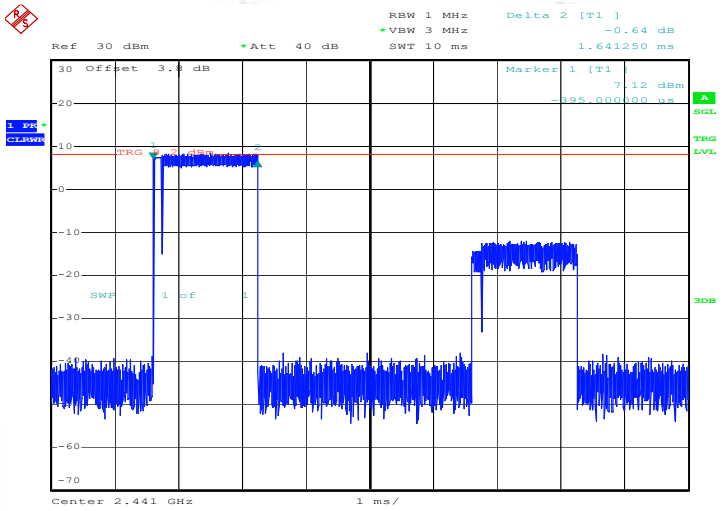

Date: 18.AUG.2022 15:51:29

2DH3_Ant1_Hop

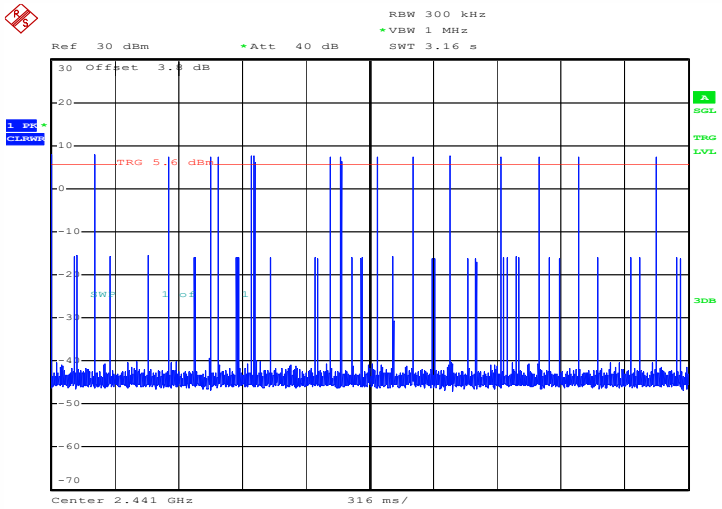

Date: 18.AUG.2022 15:51:41

2DH3_Ant1_Hop

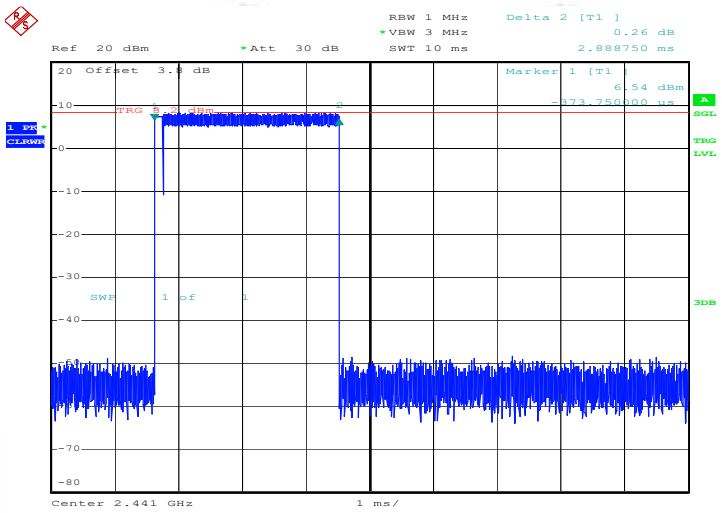

Date: 18.AUG.2022 15:46:59

2DH5_Ant1_Hop

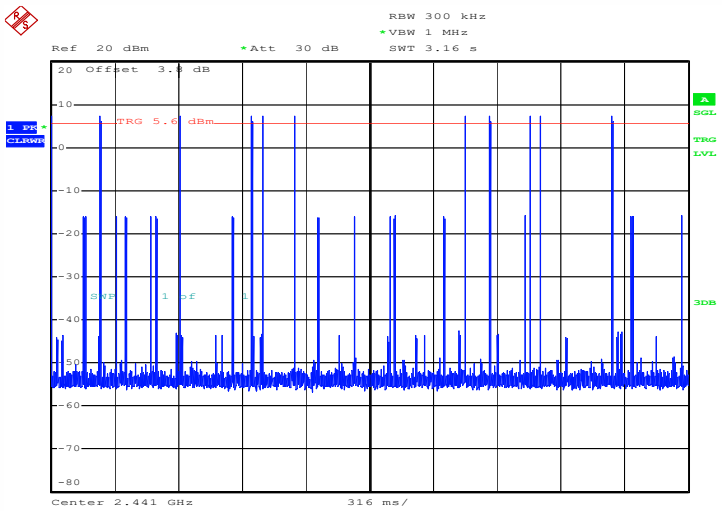

Date: 18.AUG.2022 15:47:23

2DH5_Ant1_Hop

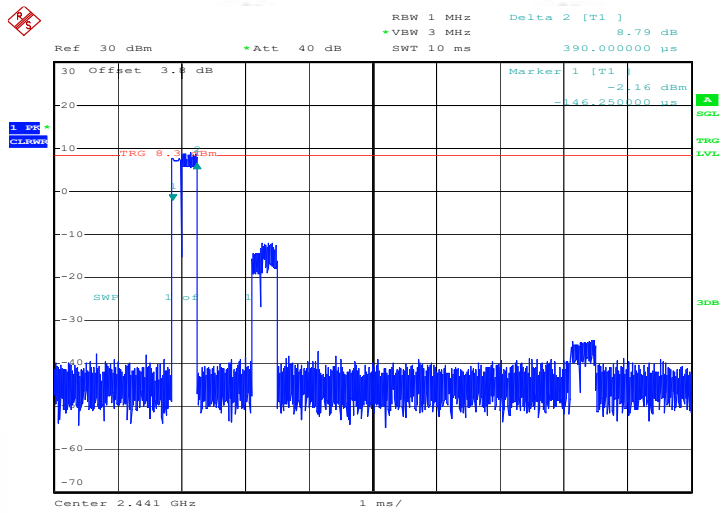

Date: 18.AUG.2022 15:56:56

3DH1_Ant1_Hop

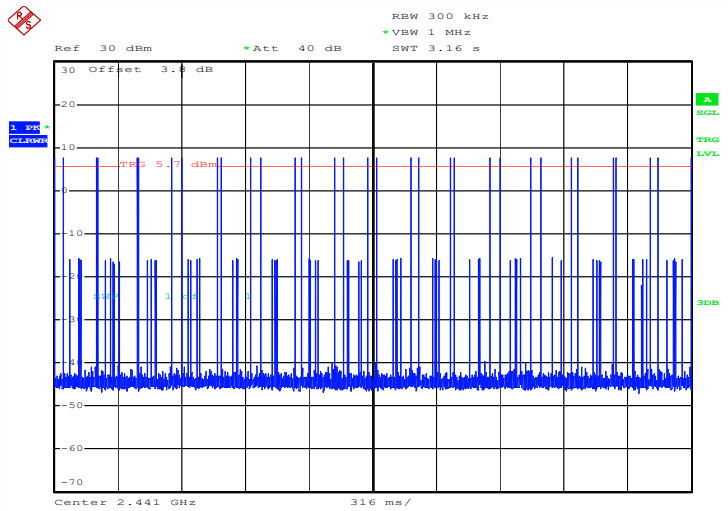

Date: 18.AUG.2022 15:57:12

3DH1_Ant1_Hop

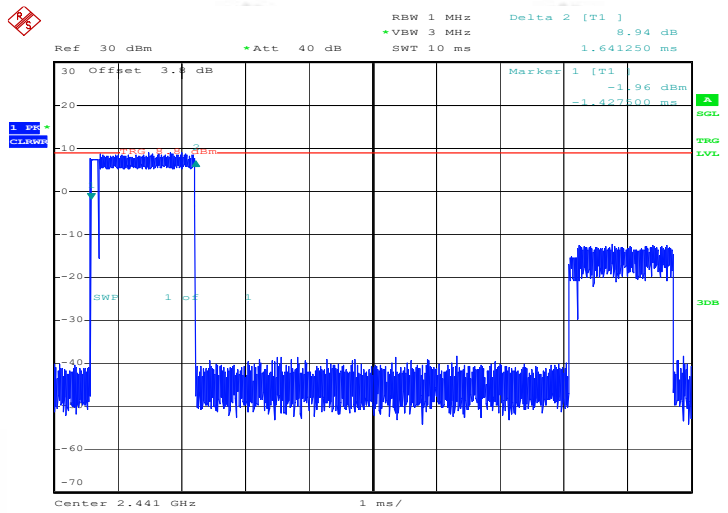

Date: 18.AUG.2022 15:57:48

3DH3_Ant1_Hop

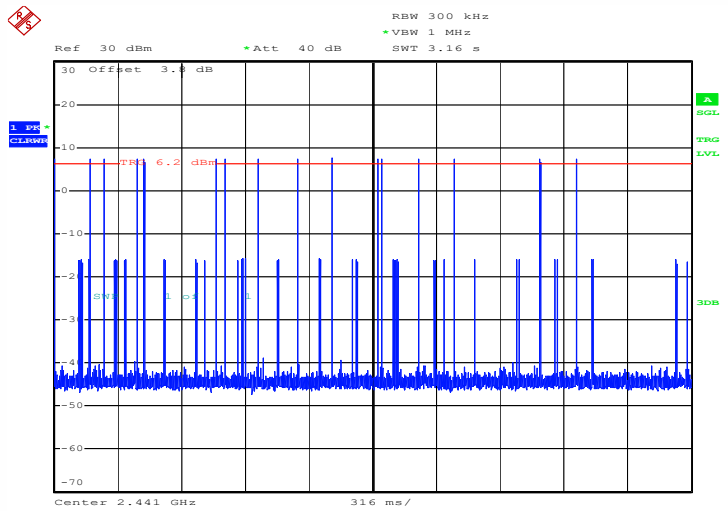

Date: 18.AUG.2022 15:58:03

3DH3_Ant1_Hop

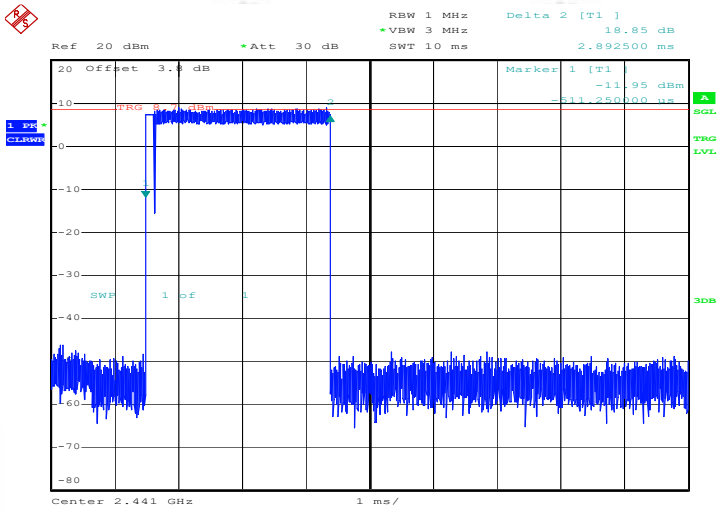

Date: 18.AUG.2022 15:53:29

3DH5_Ant1_Hop

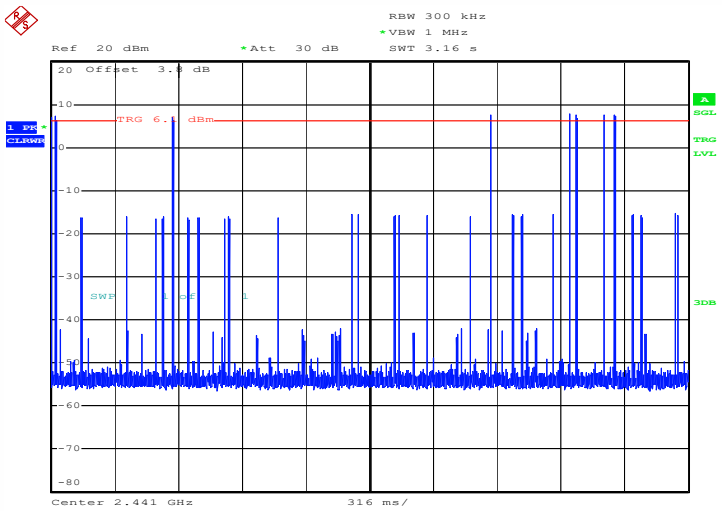

Date: 18.AUG.2022 15:53:45

3DH5_Ant1_Hop

Appendix F: Number of hopping channels

Test Result

Test Mode	Antenna	Frequency[MHz]	Result[Num]	Limit[Num]	Verdict
DH5	Ant1	Hop	79	≥15	PASS
2DH5	Ant1	Hop	79	≥15	PASS
3DH5	Ant1	Hop	79	≥15	PASS

Test Graphs

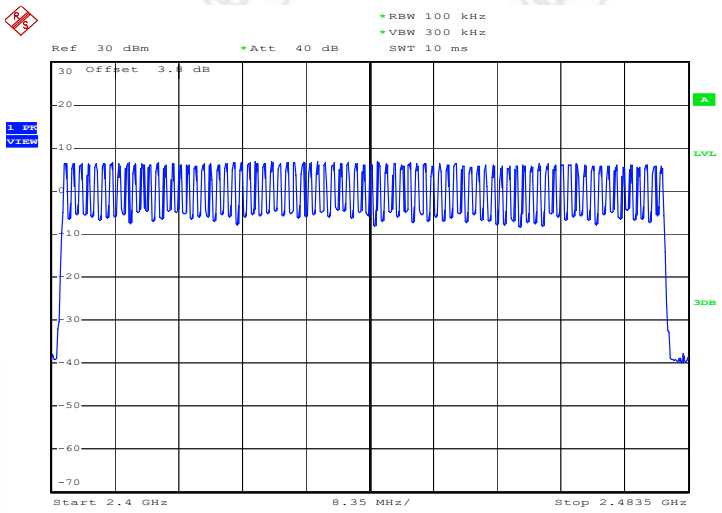

Date: 18.AUG.2022 12:55:32

DH5_Ant1_Hop

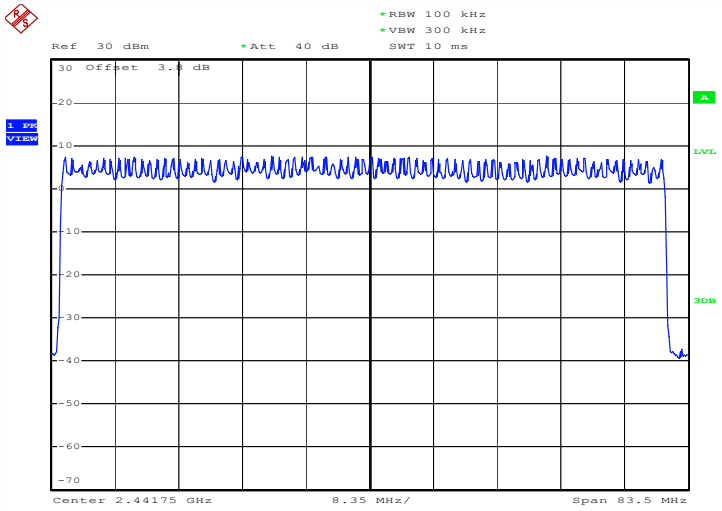

Date: 18.AUG.2022 15:02:46

2DH5_Ant1_Hop

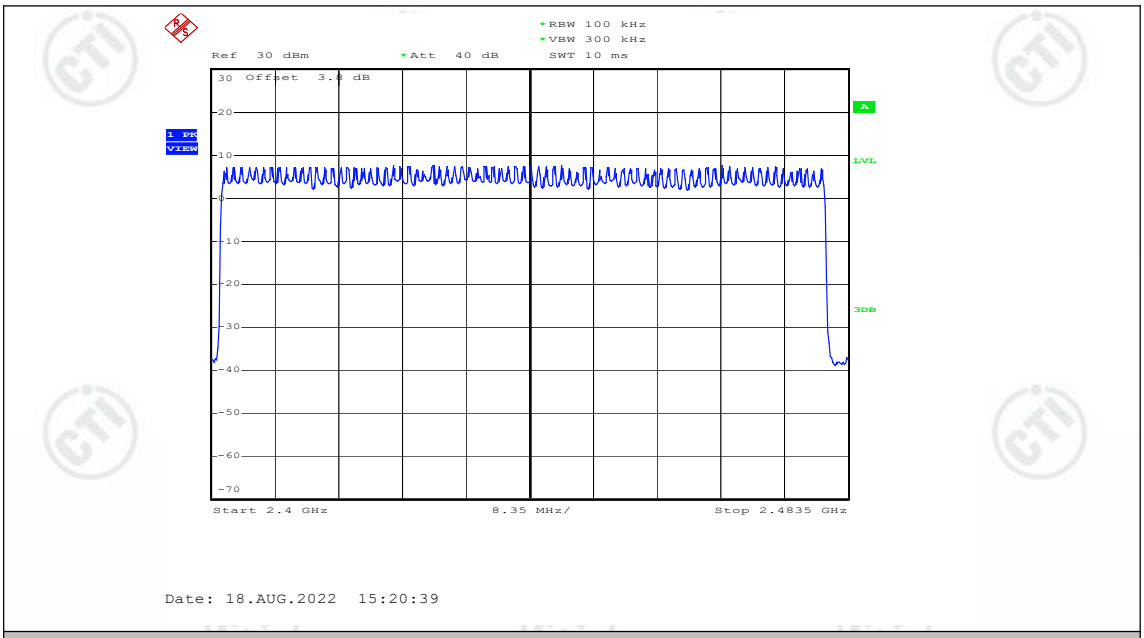

3DH5_Ant1_Hop

Appendix G: Band edge measurements

Test Result

Test Mode	Antenna	ChName	Frequency[MHz]	RefLevel [dBm]	Result [dBm]	Limit [dBm]	Verdict
DH5	Ant1	Low	2402	-2.10	-57.96	≤-22.1	PASS
		High	2480	-2.70	-57.91	≤-22.7	PASS
		Low	Hop_2402	5.53	-48.46	≤-14.47	PASS
		High	Hop_2480	5.97	-47.76	≤-14.03	PASS
2DH5	Ant1	Low	2402	-3.74	-46.62	≤-23.74	PASS
		High	2480	-3.89	-57.61	≤-23.89	PASS
		Low	Hop_2402	6.91	-47.55	≤-13.09	PASS
		High	Hop_2480	7.21	-47.15	≤-12.79	PASS
3DH5	Ant1	Low	2402	-3.52	-57.44	≤-23.52	PASS
		High	2480	-3.95	-58.44	≤-23.95	PASS
		Low	Hop_2402	7.12	-47.07	≤-12.88	PASS
		High	Hop_2480	6.90	-47.5	≤-13.1	PASS

Test Graphs

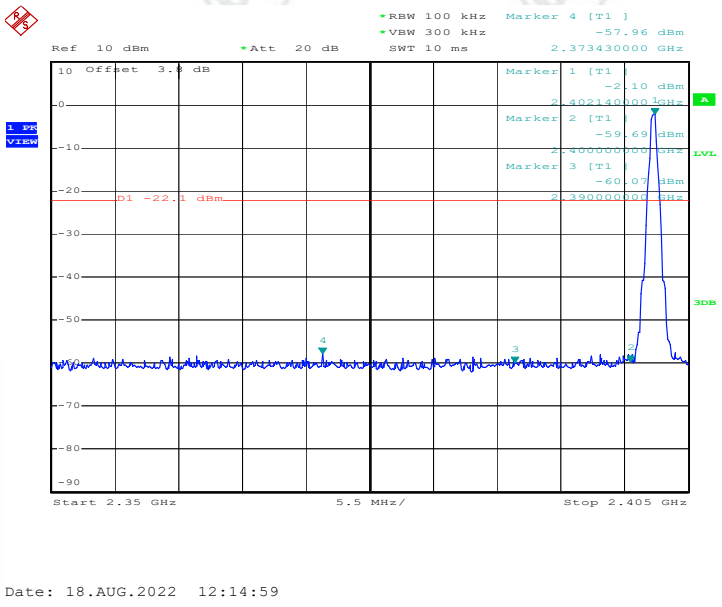

DH5_Ant1_Low_2402

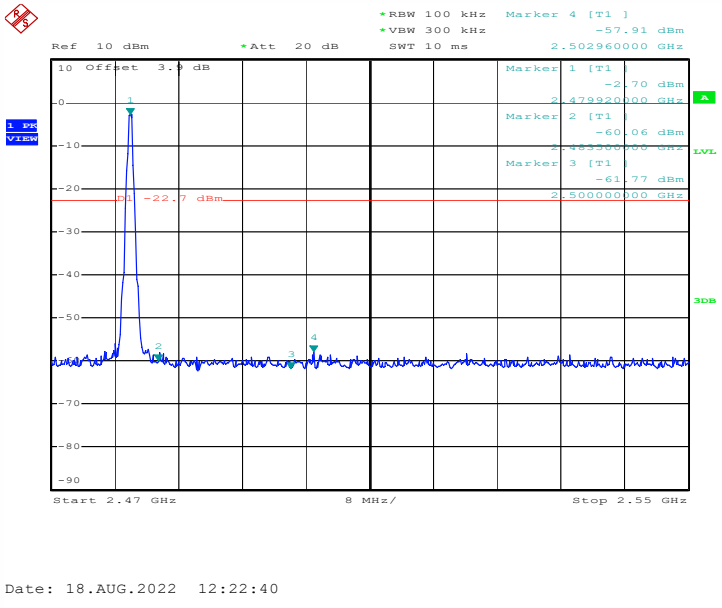

DH5_Ant1_High_2480

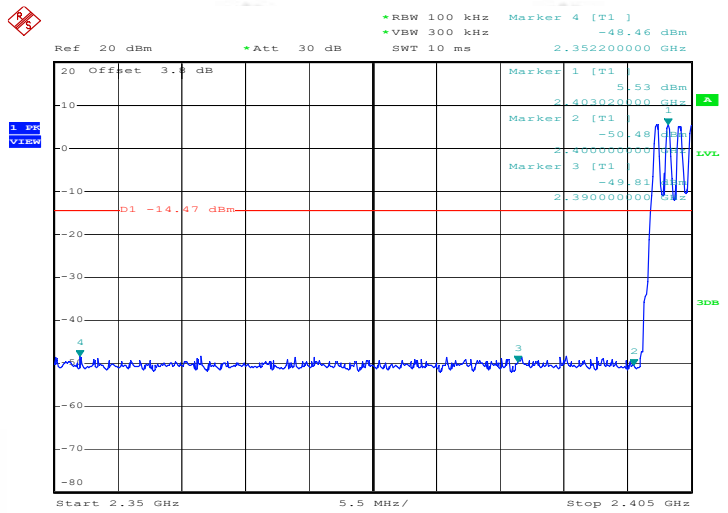

DH5_Ant1_Low_Hop_2402

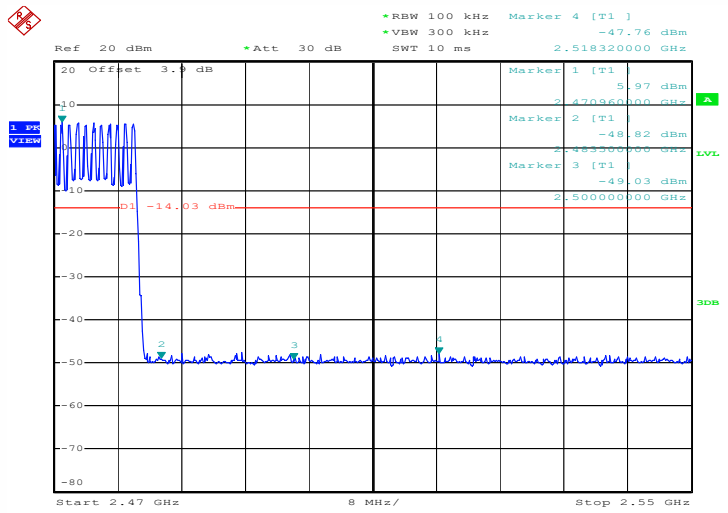

DH5_Ant1_High_Hop_2480

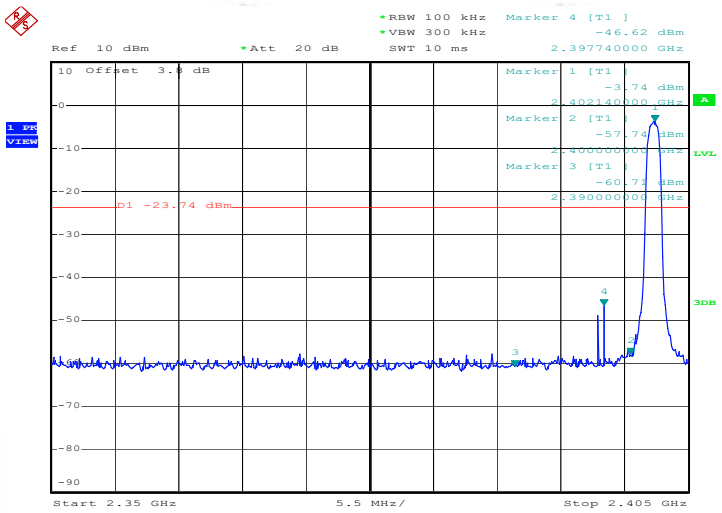

Date: 18.AUG.2022 12:27:56

2DH5_Ant1_Low_2402

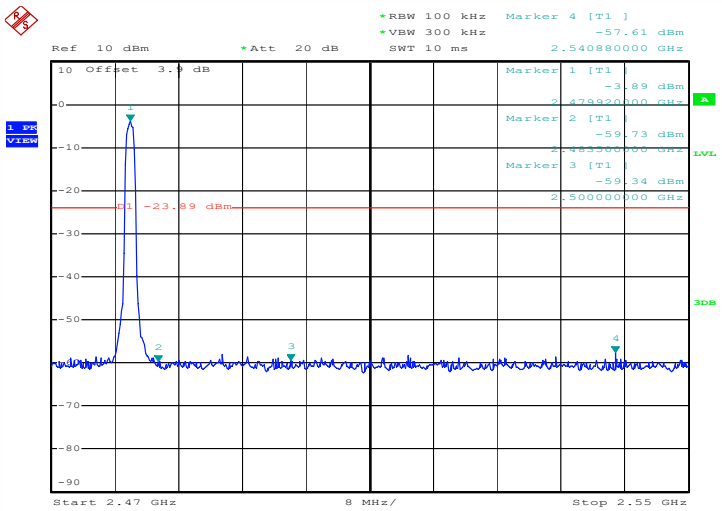

Date: 18.AUG.2022 12:36:07

2DH5_Ant1_High_2480

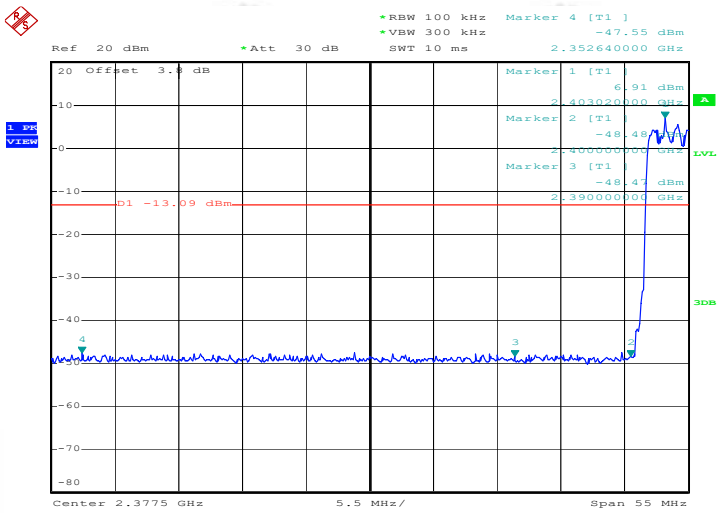

Date: 18.AUG.2022 14:31:11

2DH5_Ant1_Low_Hop_2402

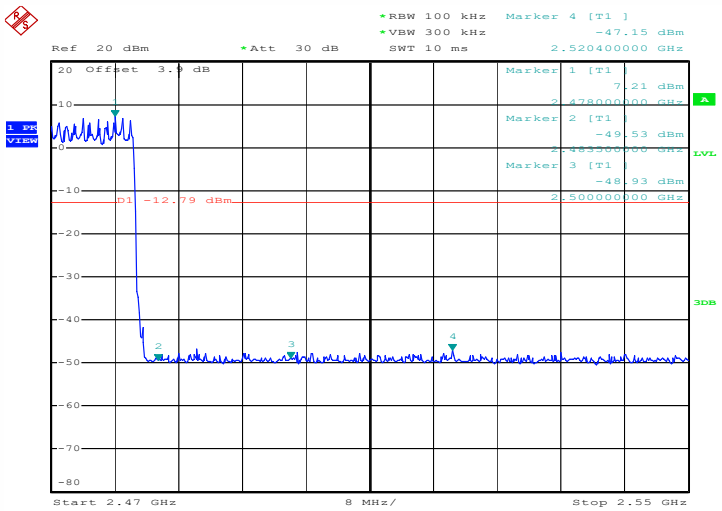

Date: 18.AUG.2022 14:32:42

2DH5_Ant1_High_Hop_2480

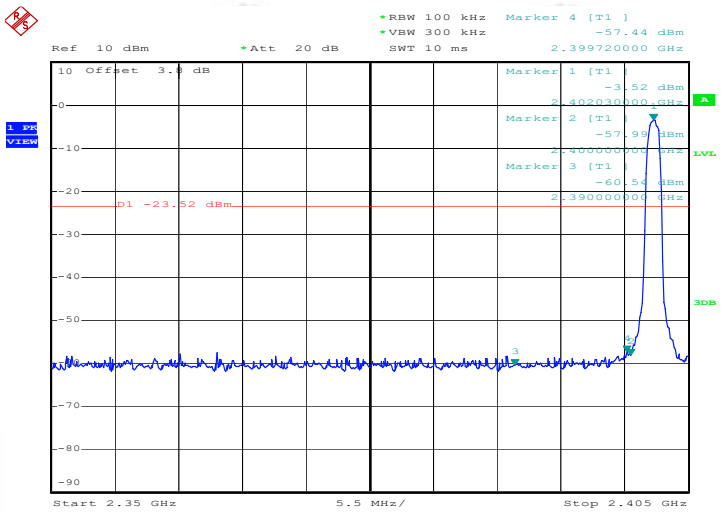

Date: 18.AUG.2022 12:40:00

3DH5_Ant1_Low_2402

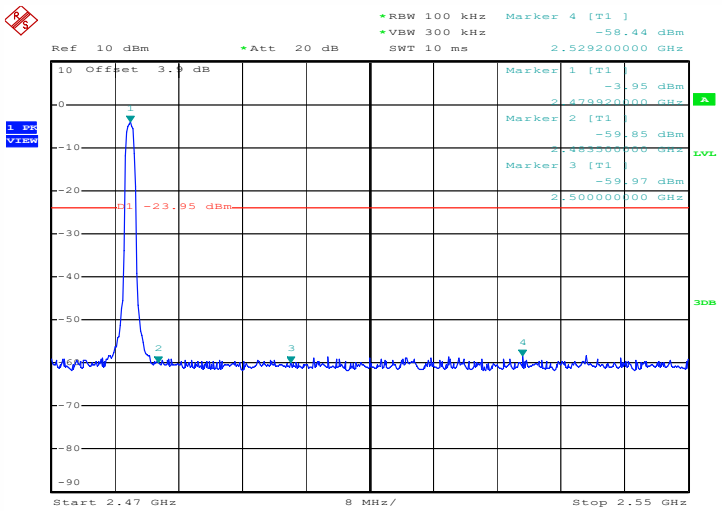

Date: 18.AUG.2022 12:48:34

3DH5_Ant1_High_2480

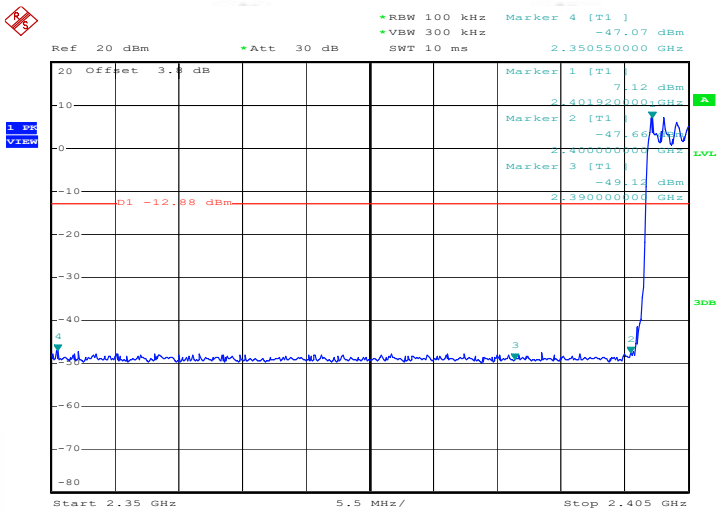

Date: 18.AUG.2022 15:05:41

3DH5_Ant1_Low_Hop_2402

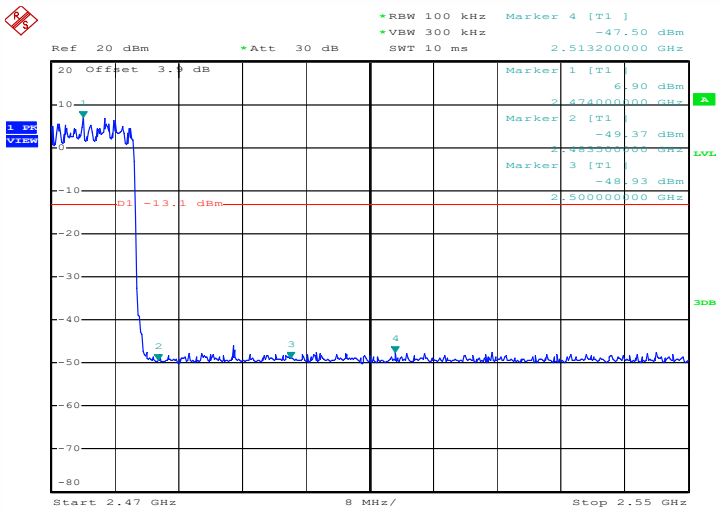

Date: 18.AUG.2022 15:07:38

3DH5_Ant1_High_Hop_2480

Appendix H: Conducted Spurious Emission

Test Result

Test Mode	Antenna	Frequency[MHz]	FreqRange [MHz]	RefLevel [dBm]	Result [dBm]	Limit [dBm]	Verdict
DH5	Ant1	2402	Reference	-2.35	-2.35	---	PASS
			30~1000	---	-53.65	≤-22.35	PASS
			1000~26500	---	-46.84	≤-22.35	PASS
		2441	Reference	-2.13	-2.13	---	PASS
			30~1000	---	-54.76	≤-22.13	PASS
			1000~26500	---	-45.74	≤-22.13	PASS
		2480	Reference	-2.81	-2.81	---	PASS
			30~1000	---	-54.42	≤-22.81	PASS
			1000~26500	---	-46.26	≤-22.81	PASS
2DH5	Ant1	2402	Reference	-3.43	-3.43	---	PASS
			30~1000	---	-54.48	≤-23.43	PASS
			1000~26500	---	-46.65	≤-23.43	PASS
		2441	Reference	-3.26	-3.26	---	PASS
			30~1000	---	-54.26	≤-23.26	PASS
			1000~26500	---	-47.38	≤-23.26	PASS
		2480	Reference	-3.34	-3.34	---	PASS
			30~1000	---	-54.55	≤-23.34	PASS
			1000~26500	---	-46.68	≤-23.34	PASS
3DH5	Ant1	2402	Reference	-3.50	-3.50	---	PASS
			30~1000	---	-54.49	≤-23.5	PASS
			1000~26500	---	-47.19	≤-23.5	PASS
		2441	Reference	-3.34	-3.34	---	PASS
			30~1000	---	-54.74	≤-23.34	PASS
			1000~26500	---	-47.26	≤-23.34	PASS
		2480	Reference	-3.86	-3.86	---	PASS
			30~1000	---	-54.13	≤-23.86	PASS
			1000~26500	---	-46.2	≤-23.86	PASS

Test Graphs

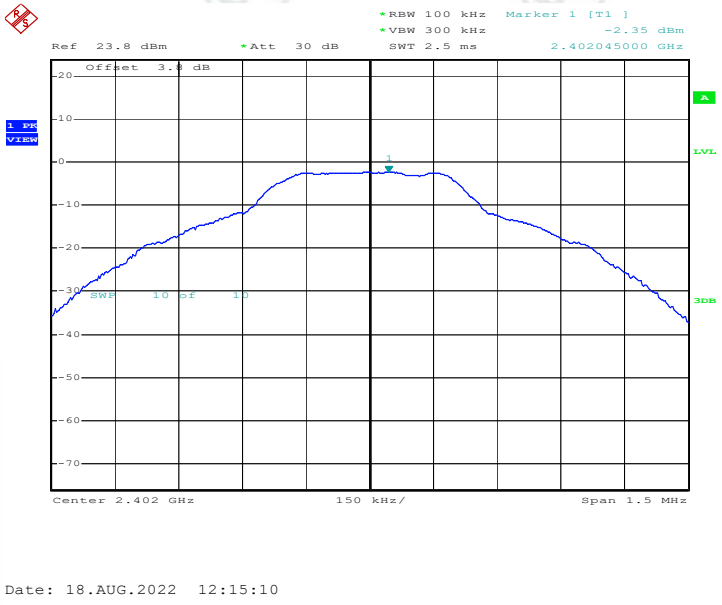

DH5_Ant1_2402_0~Reference

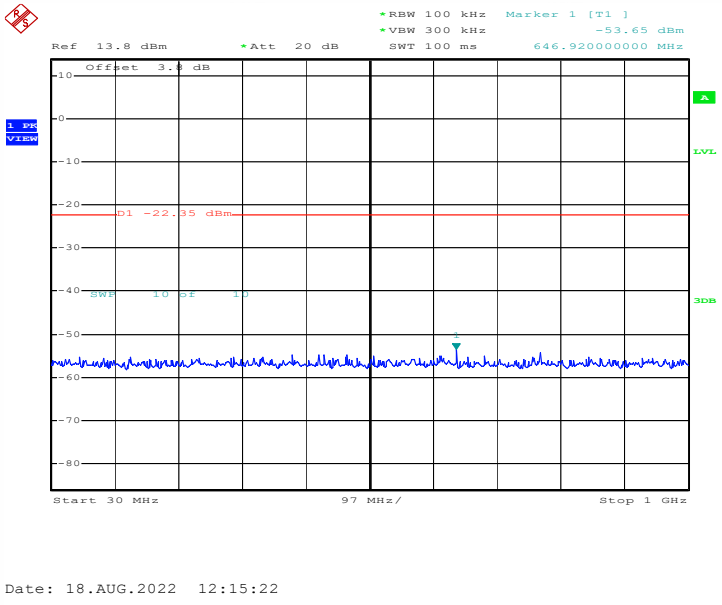

DH5_Ant1_2402_30~1000

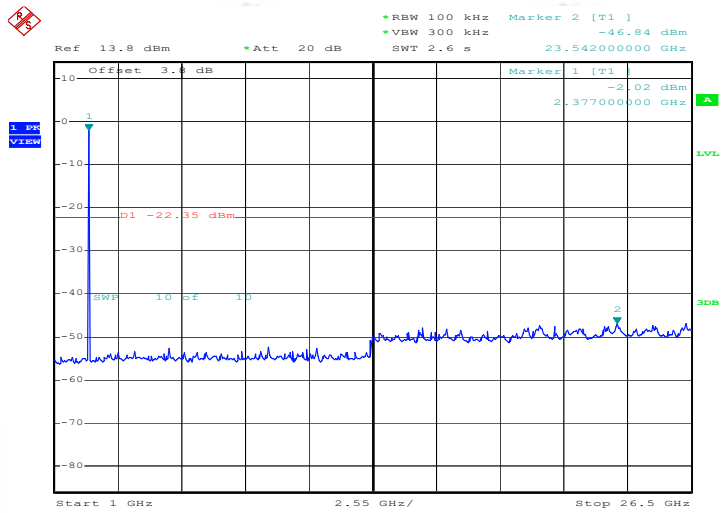

DH5_Ant1_2402_1000~26500

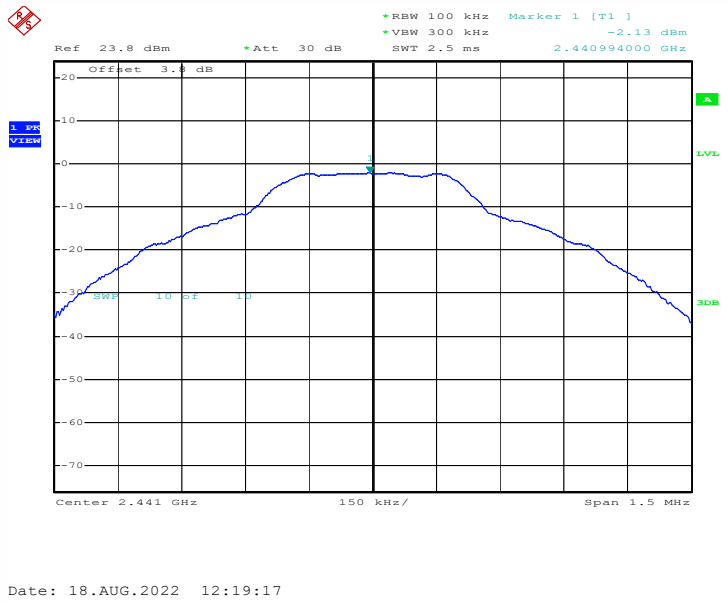

DH5_Ant1_2441_0~Reference

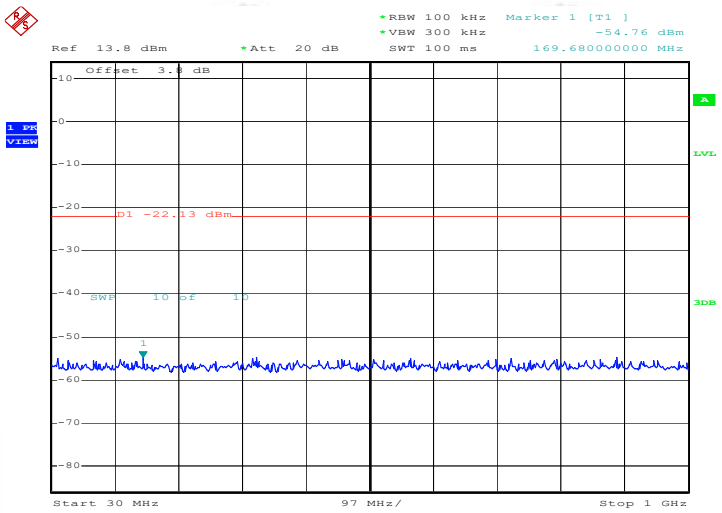

DH5_Ant1_2441_30~1000

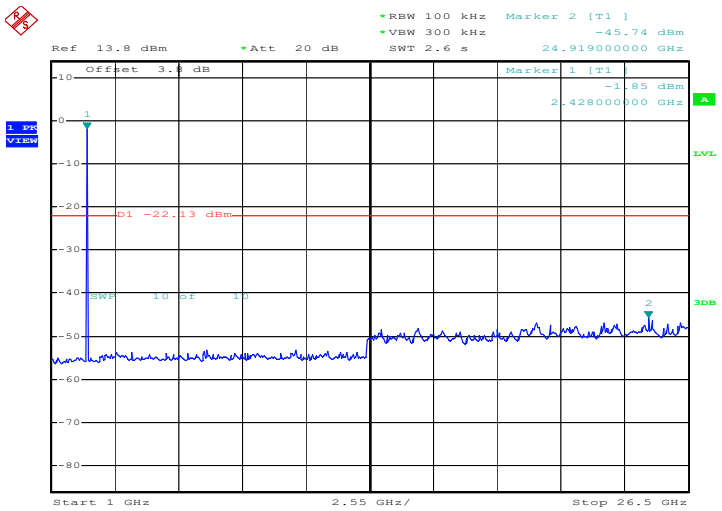

DH5_Ant1_2441_1000~26500

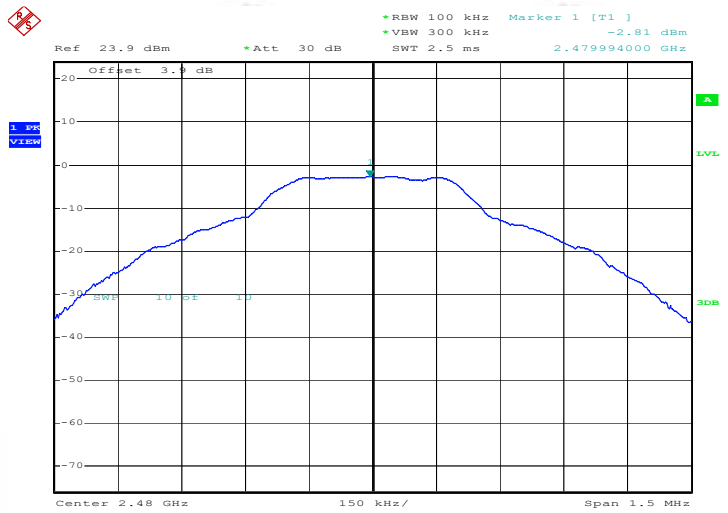

DH5_Ant1_2480_0~Reference

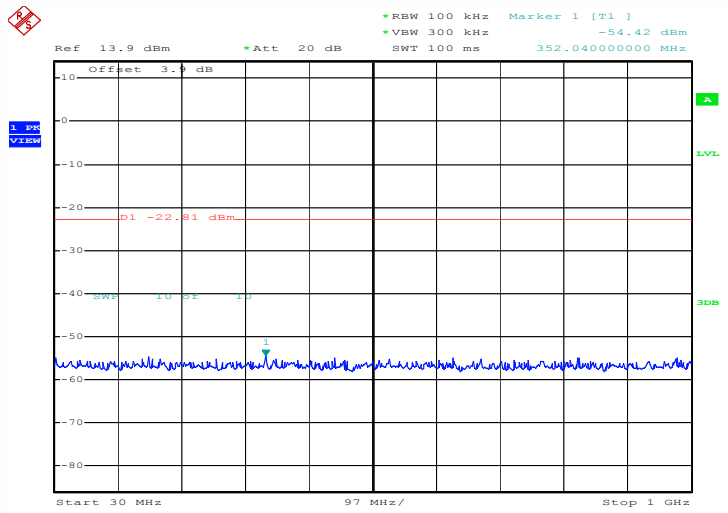

DH5_Ant1_2480_30~1000

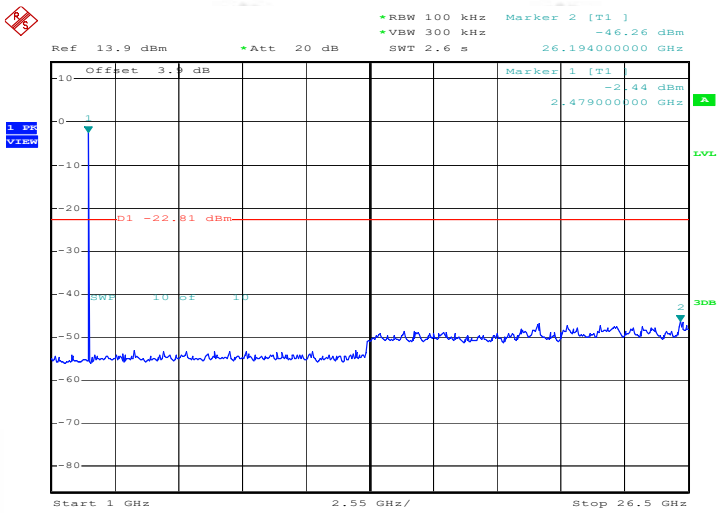

Date: 18.AUG.2022 12:24:49

DH5_Ant1_2480_1000~26500

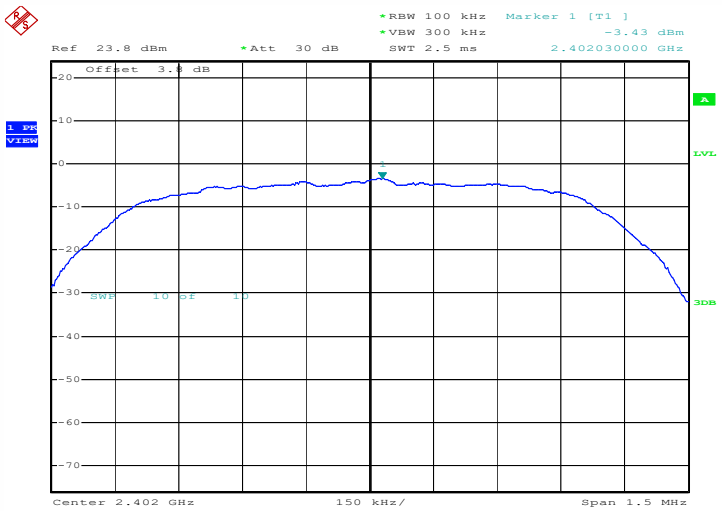

Date: 18.AUG.2022 12:28:07

2DH5_Ant1_2402_0~Reference

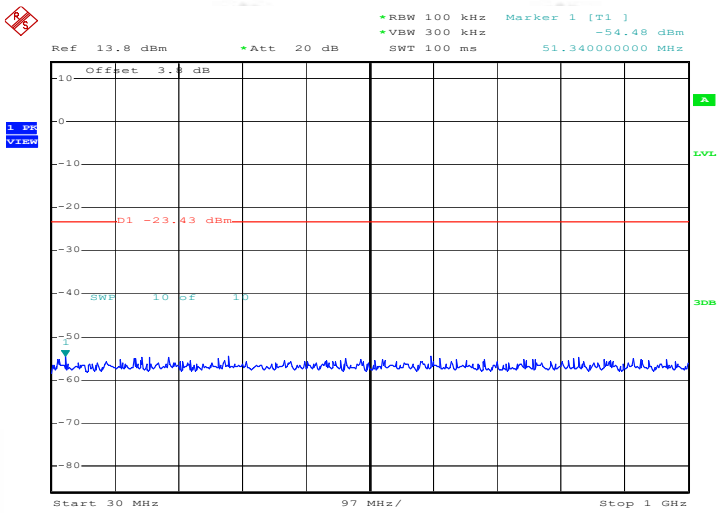

2DH5_Ant1_2402_30~1000

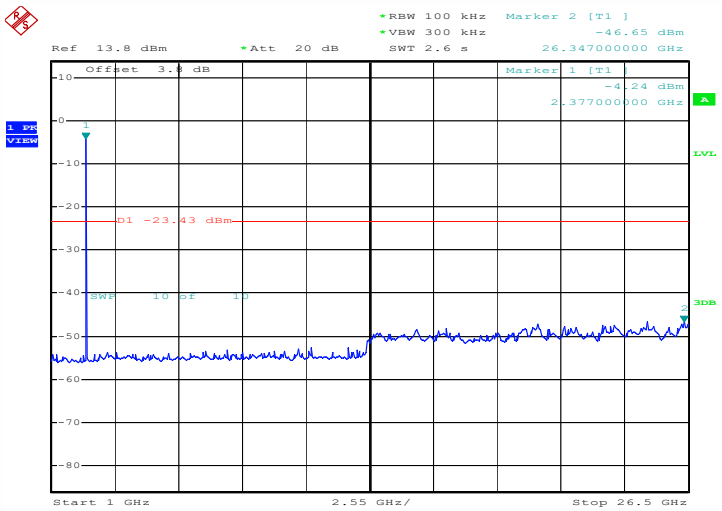

2DH5_Ant1_2402_1000~26500

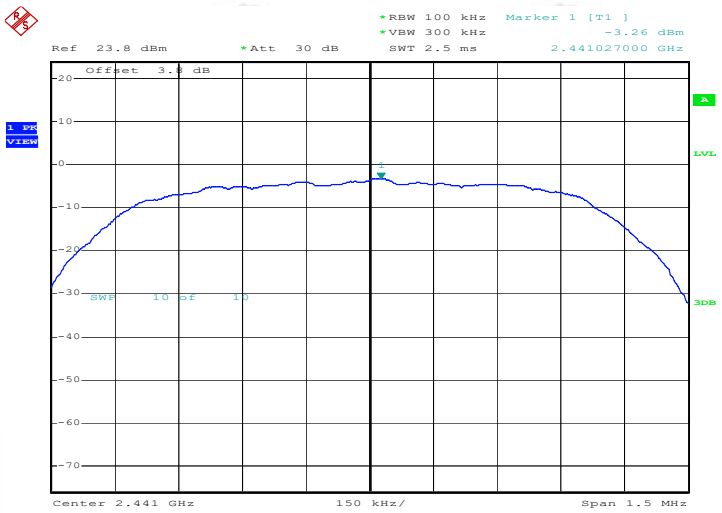

Date: 18.AUG.2022 12:31:42

2DH5_Ant1_2441_0~Reference

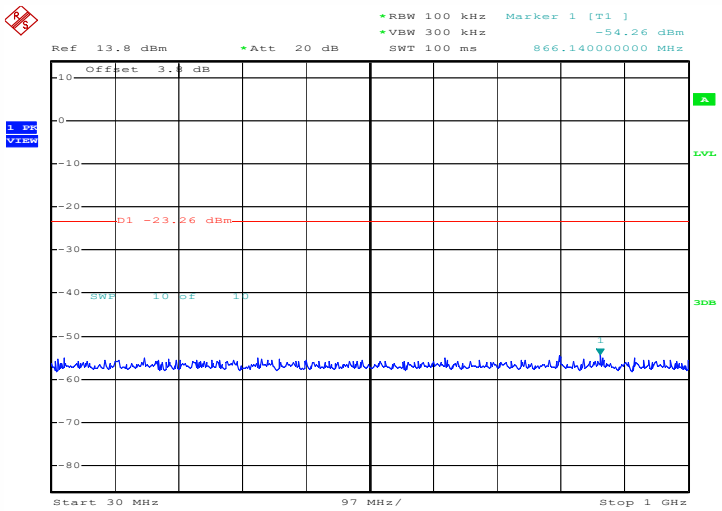

Date: 18.AUG.2022 12:31:55

2DH5_Ant1_2441_30~1000

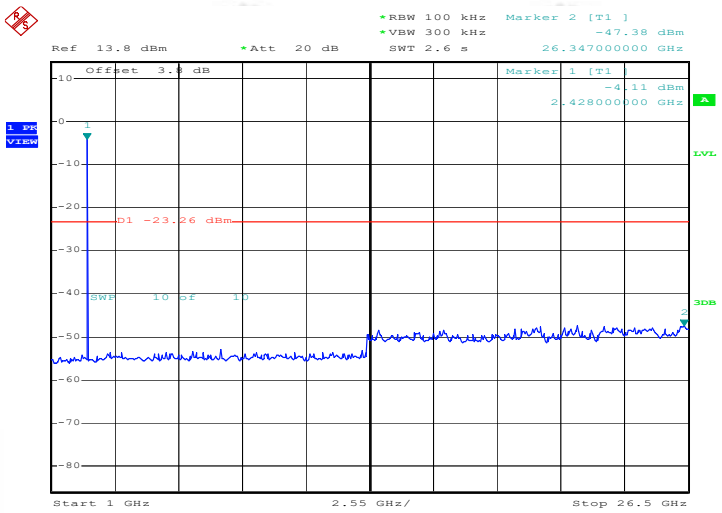

Date: 18.AUG.2022 12:33:40

2DH5_Ant1_2441_1000~26500

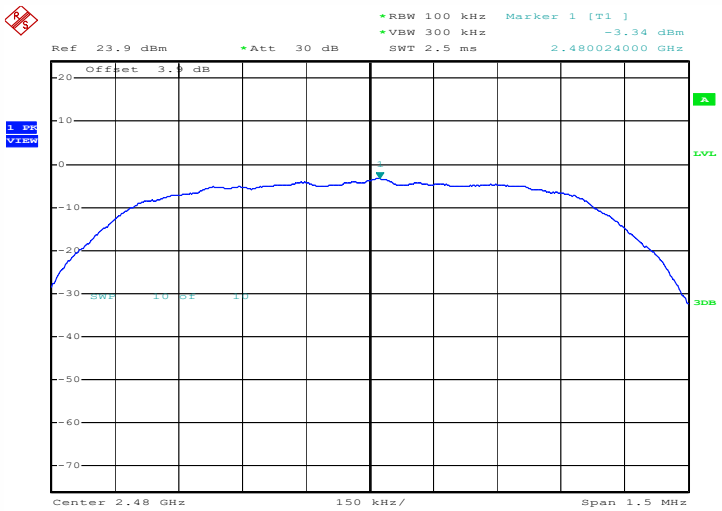

Date: 18.AUG.2022 12:36:18

2DH5_Ant1_2480_0~Reference

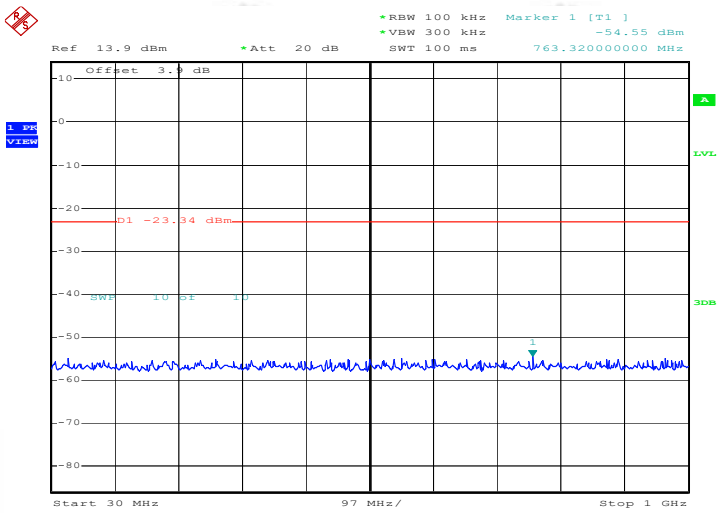

2DH5_Ant1_2480_30~1000

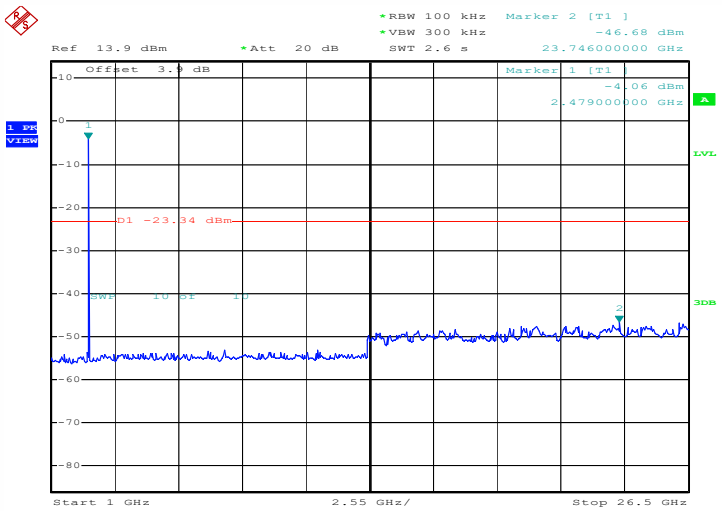

2DH5_Ant1_2480_1000~26500

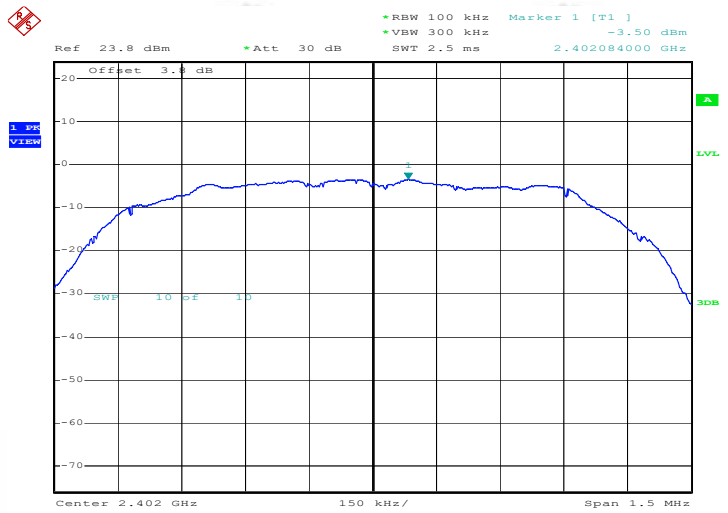

3DH5_Ant1_2402_0~Reference

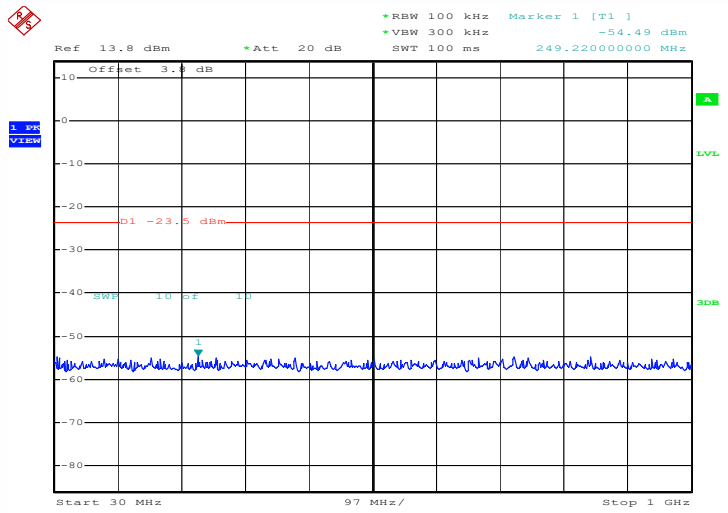

3DH5_Ant1_2402_30~1000

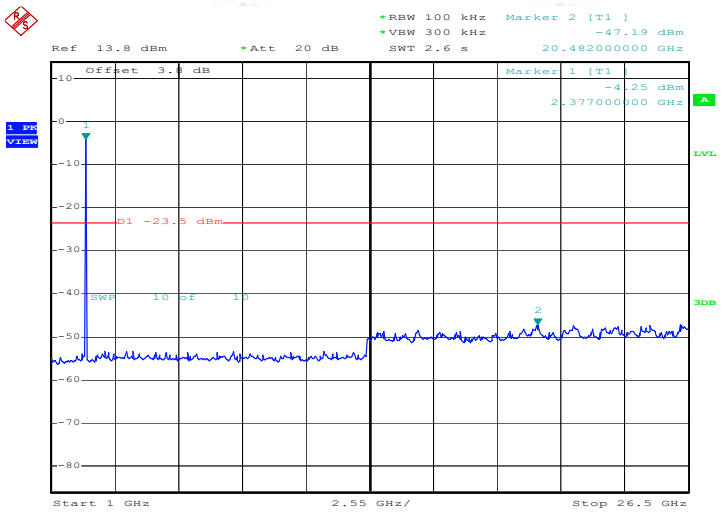

Date: 18.AUG.2022 12:42:09

3DH5_Ant1_2402_1000~26500

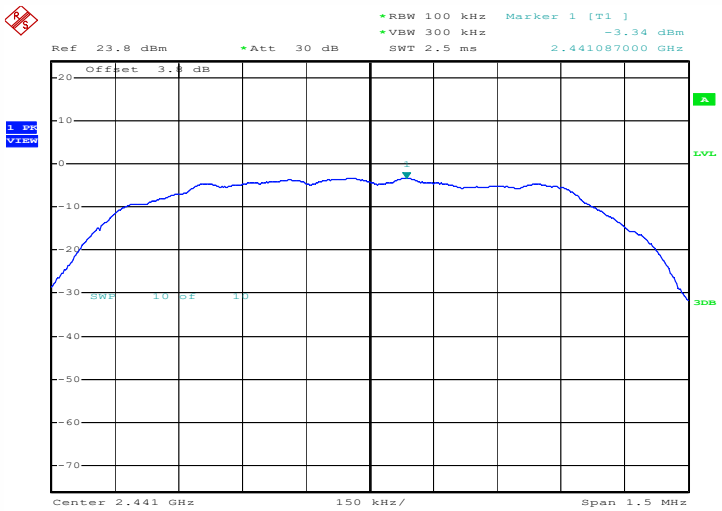

Date: 18.AUG.2022 12:44:23

3DH5_Ant1_2441_0~Reference

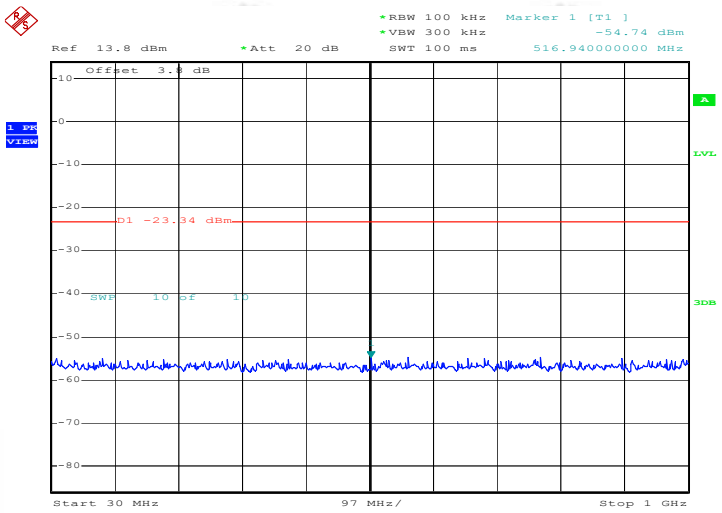

3DH5_Ant1_2441_30~1000

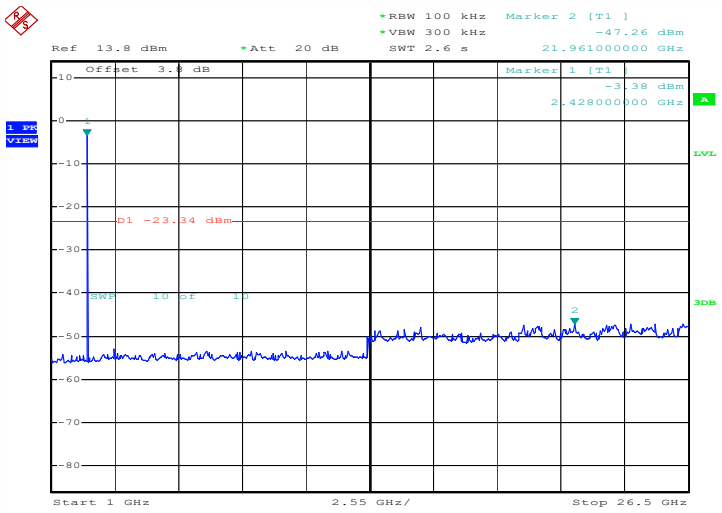

3DH5_Ant1_2441_1000~26500

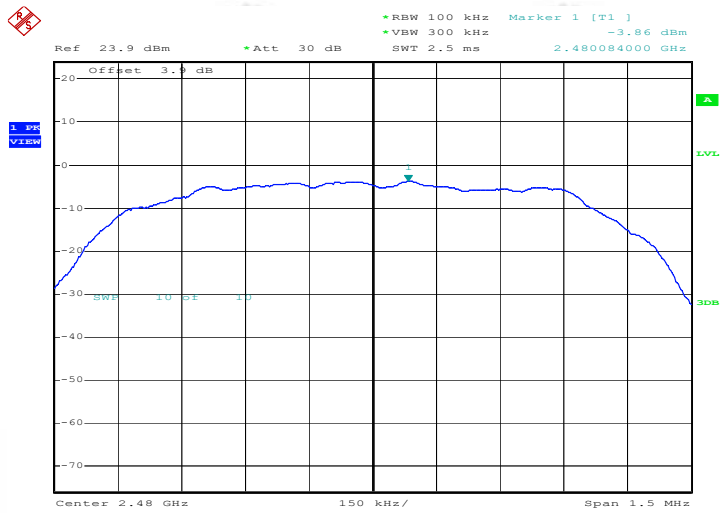

3DH5_Ant1_2480_0~Reference

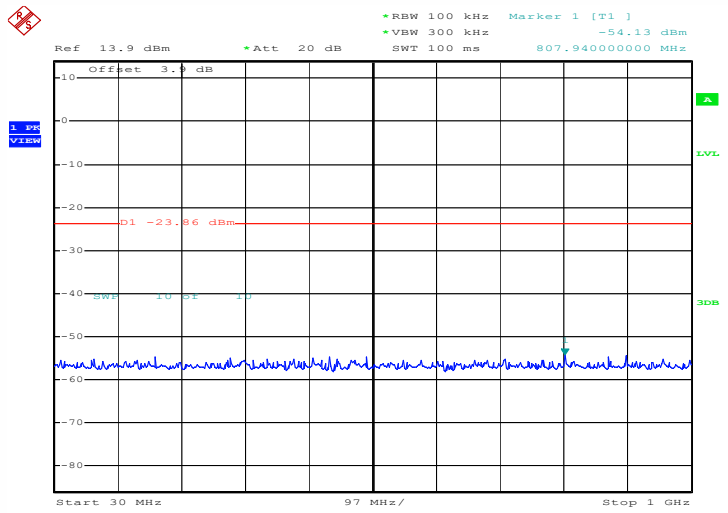

3DH5_Ant1_2480_30~1000

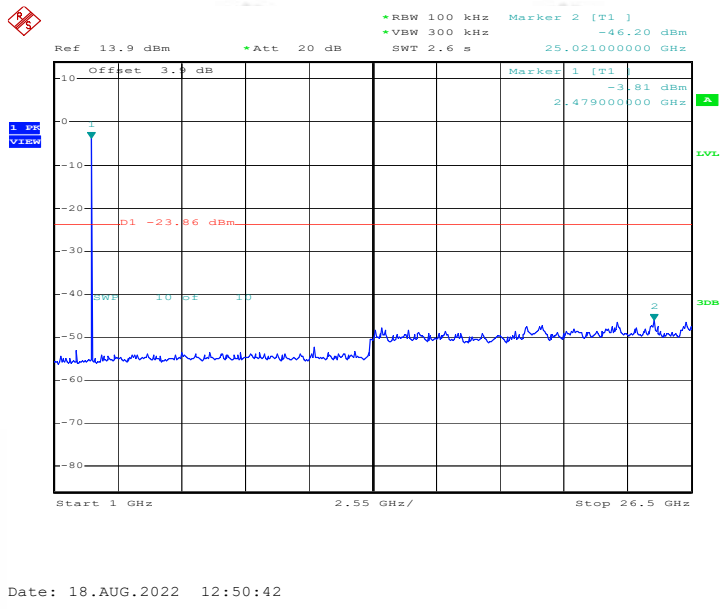

3DH5_Ant1_2480_1000~26500

Appendix I: Duty Cycle

Test Result

Test Mode	Antenna	Frequency[MHz]	ON Time [ms]	Period [ms]	Duty Cycle [%]	Duty Cycle Factor[dB]
DH5	Ant1	2402	100.00	100.00	100.00	0.00
		2441	100.00	100.00	100.00	0.00
		2480	100.00	100.00	100.00	0.00
2DH5	Ant1	2402	100.00	100.00	100.00	0.00
		2441	100.00	100.00	100.00	0.00
		2480	100.00	100.00	100.00	0.00
3DH5	Ant1	2402	100.00	100.00	100.00	0.00
		2441	100.00	100.00	100.00	0.00
		2480	100.00	100.00	100.00	0.00

Test Graphs

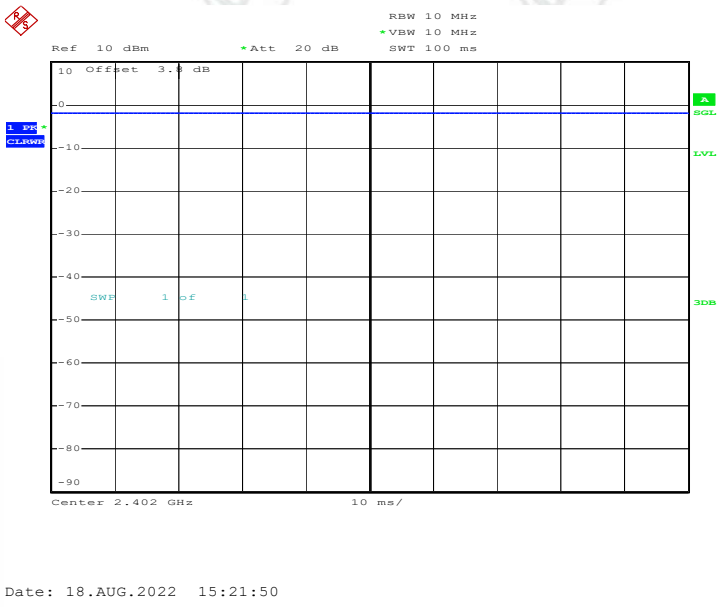

DH5_Ant1_2402

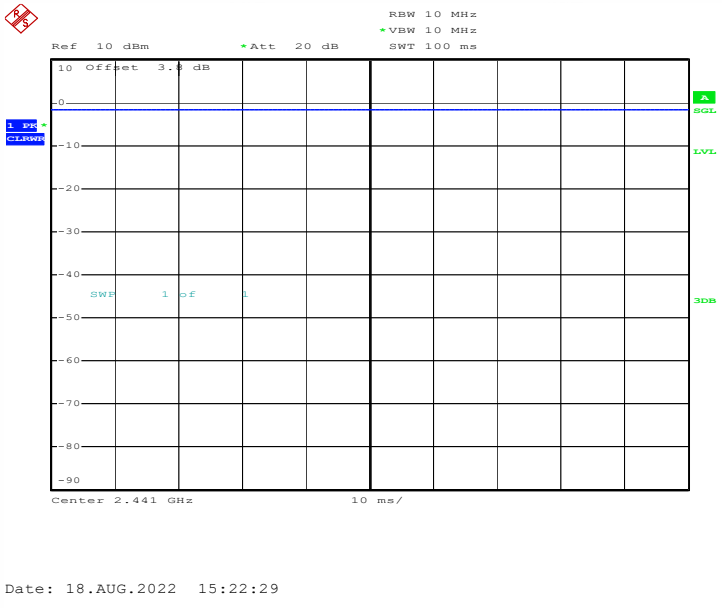

DH5_Ant1_2441

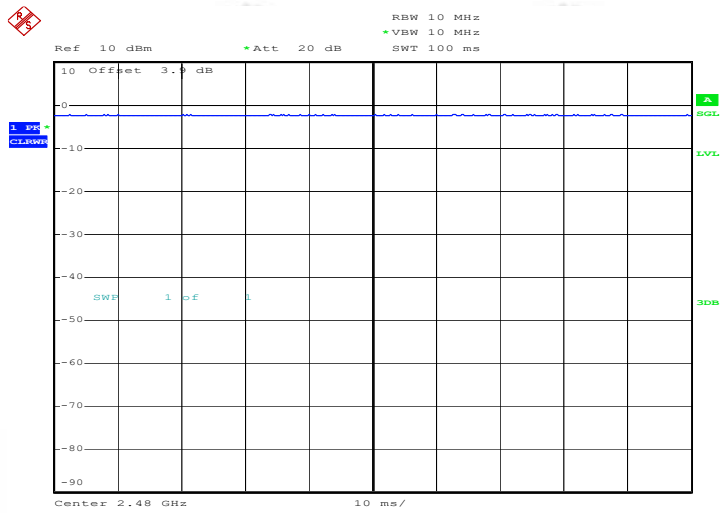

Date: 18.AUG.2022 15:24:10

DH5_Ant1_2480

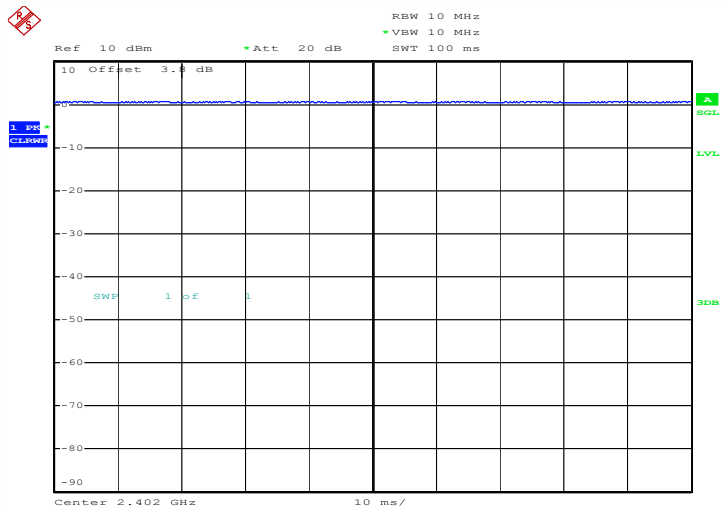

Date: 18.AUG.2022 15:25:51

2DH5_Ant1_2402

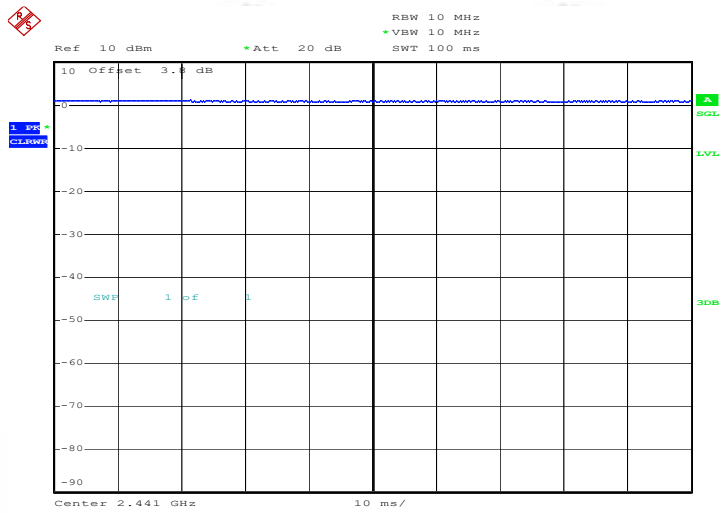

Date: 18.AUG.2022 15:26:23

2DH5_Ant1_2441

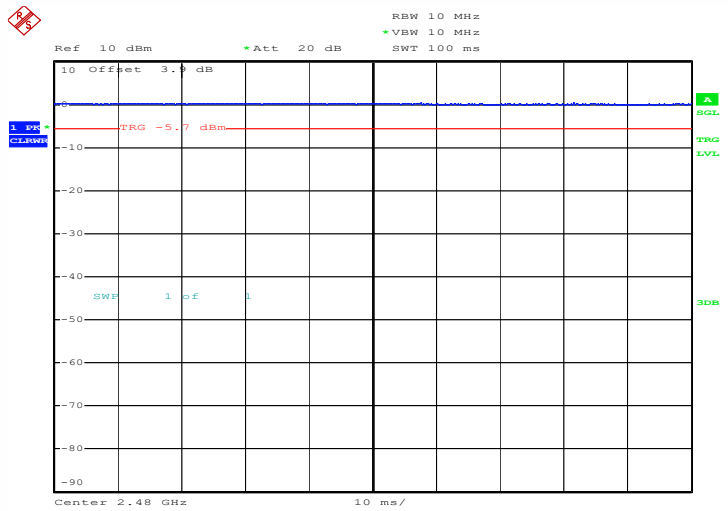

Date: 18.AUG.2022 15:27:08

2DH5_Ant1_2480

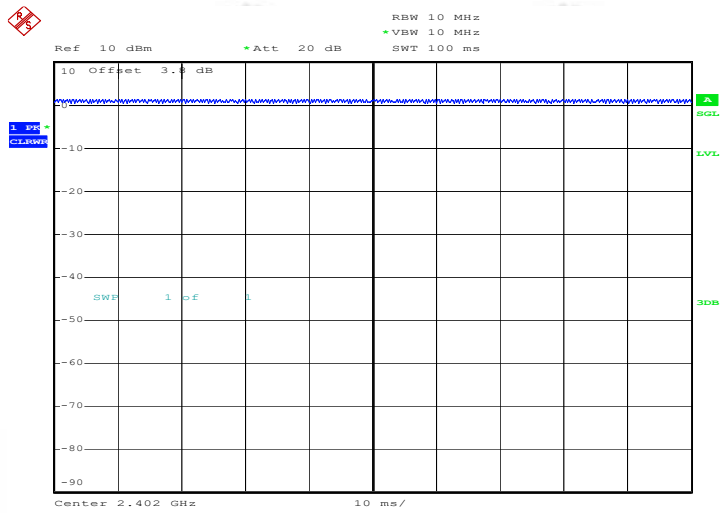

3DH5_Ant1_2402

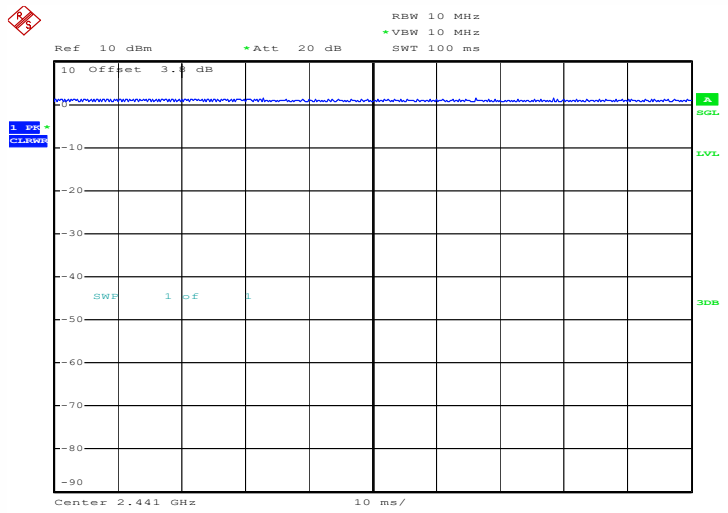

3DH5_Ant1_2441

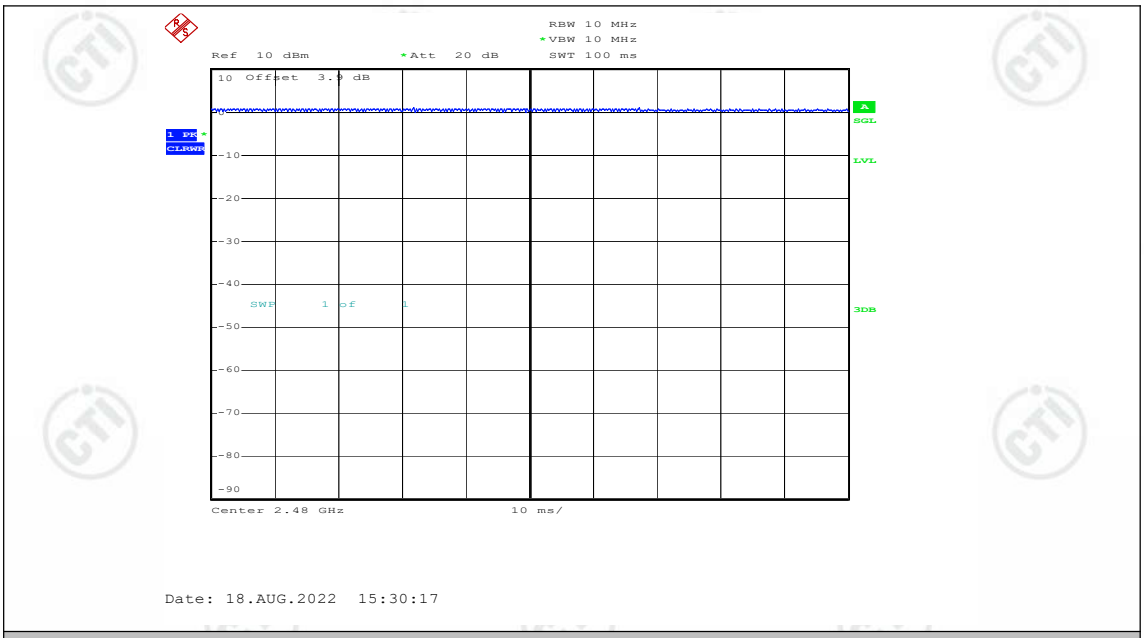

3DH5_Ant1_2480

*** End of Report ***