Site: AC1	Time: 2017/10/17 - 20:53
Limit: FCC_Part15.209_RE(3m)	Engineer: Kevin Ker
Probe: BBHA9120D_1GHz_18GHz	Polarity: Vertical
EUT: ACCESS POINT	Power: AC 120V/60Hz
Test Mode: Transmit by 802.11a at Channel 5500MHz Ant 0 + 1 (CDD Mode)	

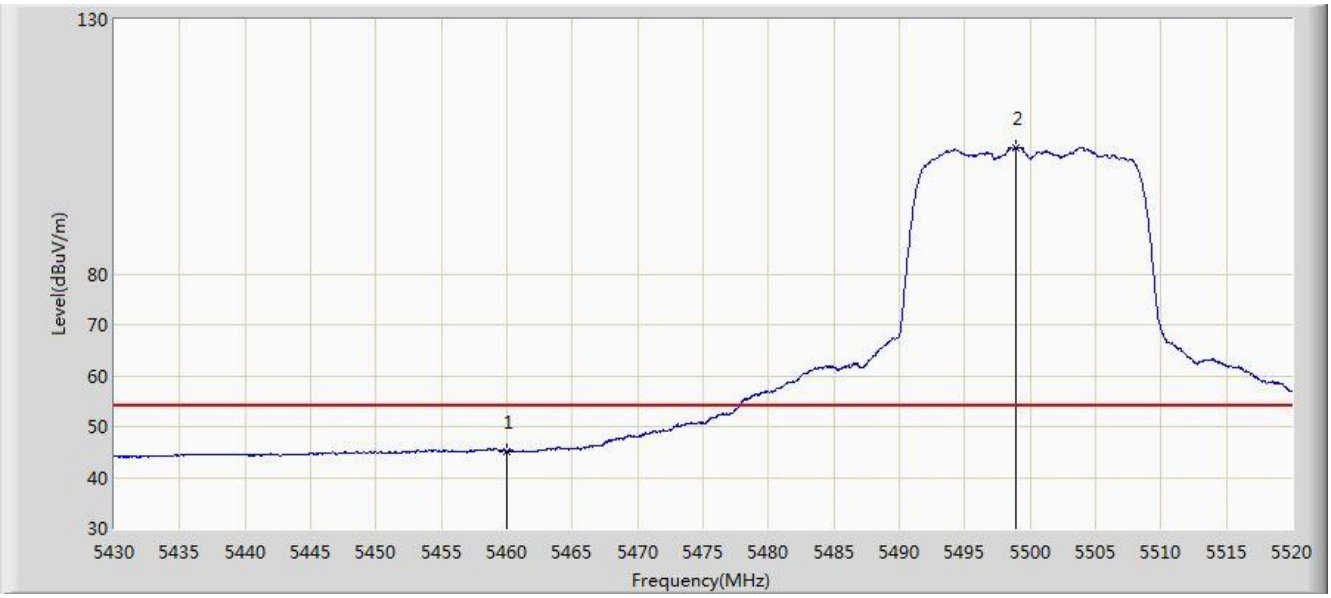

No	Flag	Mark	Frequency (MHz)	Measure Level (dBuV/m)	Reading Level (dBuV)	Over Limit (dB)	Limit (dBuV/m)	Factor (dB)	Type
1			5460.000	45.091	40.911	-8.909	54.000	4.180	AV
2		*	5498.895	104.805	100.536	N/A	N/A	4.269	AV

Note: Measure Level (dBµV/m) = Reading Level (dBµV) + Factor (dB)

Factor (dB) = Cable Loss (dB) + Antenna Factor (dB/m) - Pre_Amplifier Gain (dB)

Site: AC1	Time: 2017/10/17 - 20:55
Limit: FCC_Part15.209_RE(3m)	Engineer: Kevin Ker
Probe: BBHA9120D_1GHz_18GHz	Polarity: Horizontal
EUT: ACCESS POINT	Power: AC 120V/60Hz
Test Mode: Transmit by 802.11a at Channel 5700MHz Ant 0 + 1 (CDD Mode)	

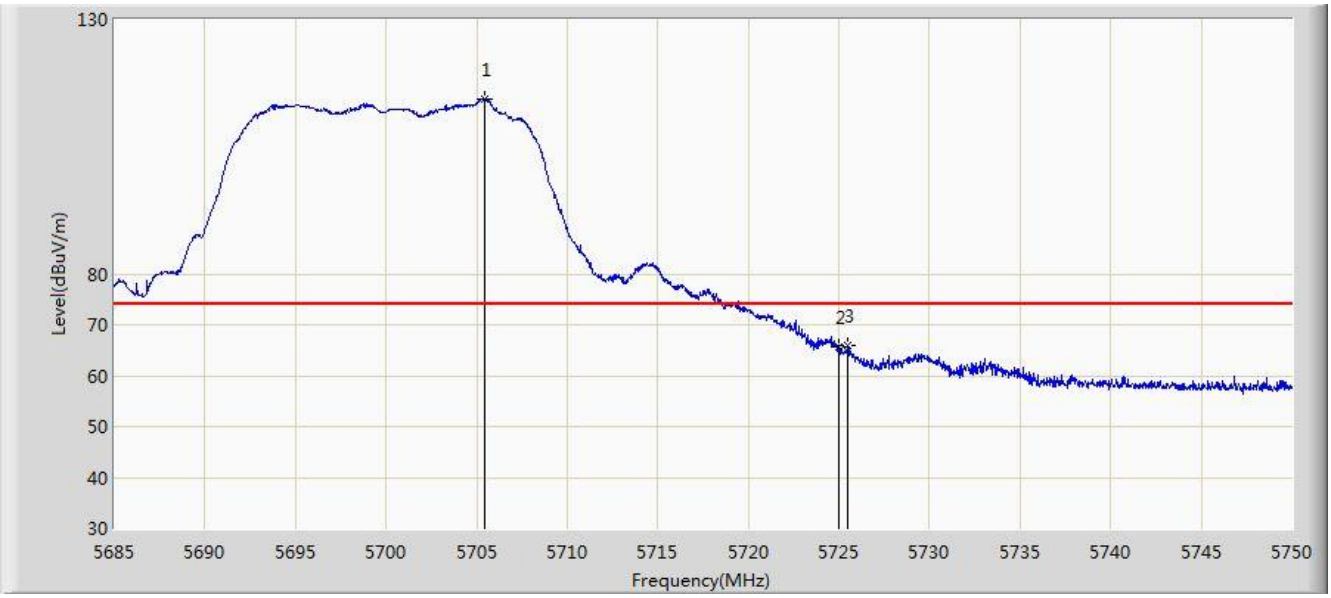

No	Flag	Mark	Frequency (MHz)	Measure Level (dBuV/m)	Reading Level (dBuV)	Over Limit (dB)	Limit (dBuV/m)	Factor (dB)	Type
1		*	5705.410	114.487	109.580	N/A	N/A	4.907	PK
2			5725.000	65.689	60.660	-8.311	74.000	5.029	PK
3			5725.495	66.029	60.997	-7.971	74.000	5.032	PK

Note: Measure Level (dBµV/m) = Reading Level (dBµV) + Factor (dB)

Factor (dB) = Cable Loss (dB) + Antenna Factor (dB/m) - Pre_Amplifier Gain (dB)

Site: AC1	Time: 2017/10/17 - 20:54
Limit: FCC_Part15.209_RE(3m)	Engineer: Kevin Ker
Probe: BBHA9120D_1GHz_18GHz	Polarity: Horizontal
EUT: ACCESS POINT	Power: AC 120V/60Hz
Test Mode: Transmit by 802.11a at Channel 5700MHz Ant 0 + 1 (CDD Mode)	

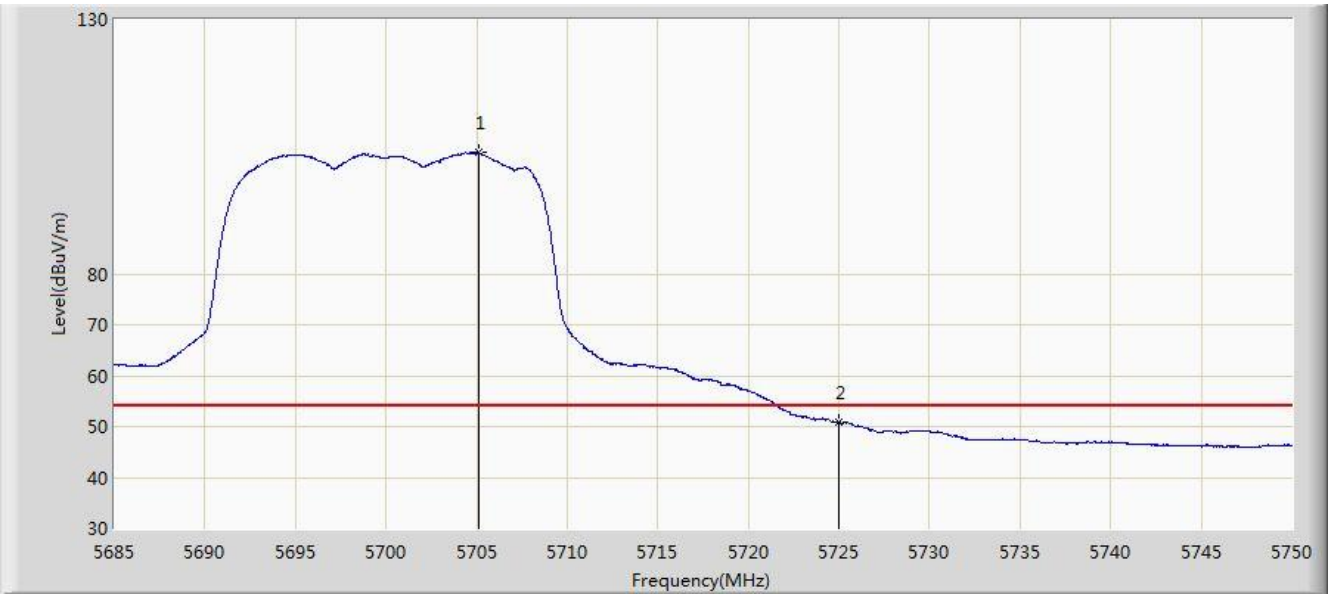

No	Flag	Mark	Frequency (MHz)	Measure Level (dBuV/m)	Reading Level (dBuV)	Over Limit (dB)	Limit (dBuV/m)	Factor (dB)	Type
1		*	5705.085	103.858	98.953	N/A	N/A	4.905	AV
2			5725.000	50.810	45.781	-3.190	54.000	5.029	AV

Note: Measure Level (dBµV/m) = Reading Level (dBµV) + Factor (dB)

Factor (dB) = Cable Loss (dB) + Antenna Factor (dB/m) - Pre_Amplifier Gain (dB)

Site: AC1	Time: 2017/10/17 - 20:57
Limit: FCC_Part15.209_RE(3m)	Engineer: Kevin Ker
Probe: BBHA9120D_1GHz_18GHz	Polarity: Vertical
EUT: ACCESS POINT	Power: AC 120V/60Hz
Test Mode: Transmit by 802.11a at Channel 5700MHz Ant 0 + 1 (CDD Mode)	

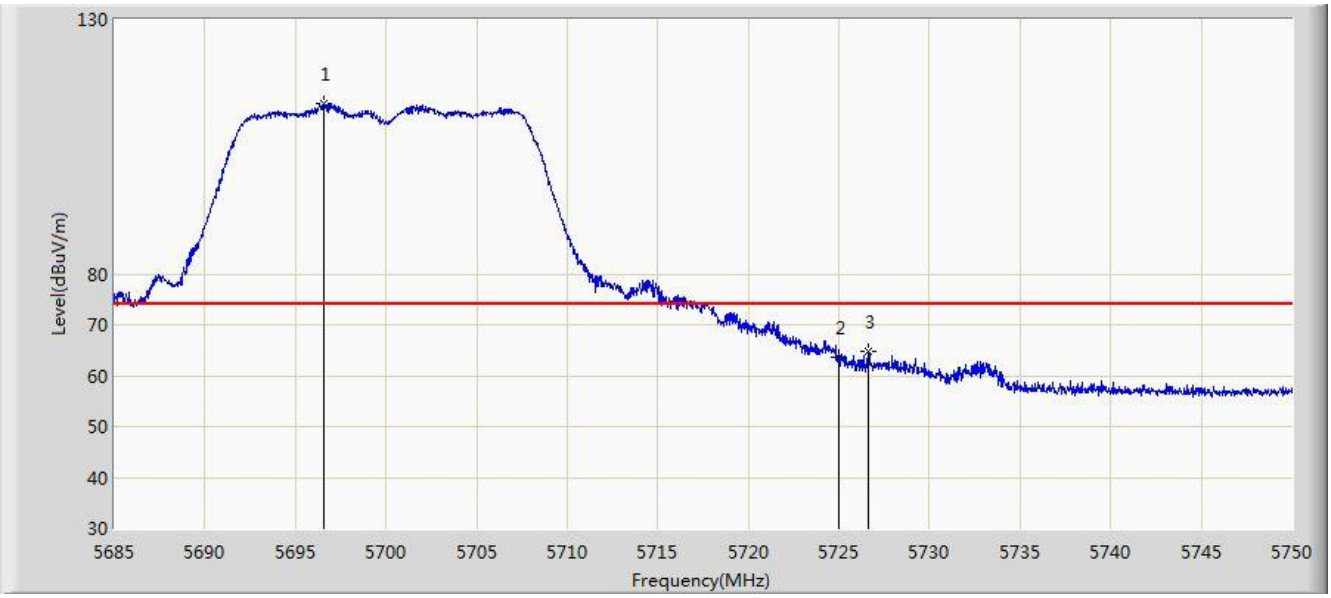

No	Flag	Mark	Frequency (MHz)	Measure Level (dBuV/m)	Reading Level (dBuV)	Over Limit (dB)	Limit (dBuV/m)	Factor (dB)	Type
1		*	5696.538	113.378	108.518	N/A	N/A	4.860	PK
2			5725.000	63.569	58.540	-10.431	74.000	5.029	PK
3			5726.600	64.792	59.753	-9.208	74.000	5.039	PK

Note: Measure Level (dBµV/m) = Reading Level (dBµV) + Factor (dB)

Factor (dB) = Cable Loss (dB) + Antenna Factor (dB/m) - Pre_Amplifier Gain (dB)

Site: AC1	Time: 2017/10/17 - 20:58
Limit: FCC_Part15.209_RE(3m)	Engineer: Kevin Ker
Probe: BBHA9120D_1GHz_18GHz	Polarity: Vertical
EUT: ACCESS POINT	Power: AC 120V/60Hz
Test Mode: Transmit by 802.11a at Channel 5700MHz Ant 0 + 1 (CDD Mode)	

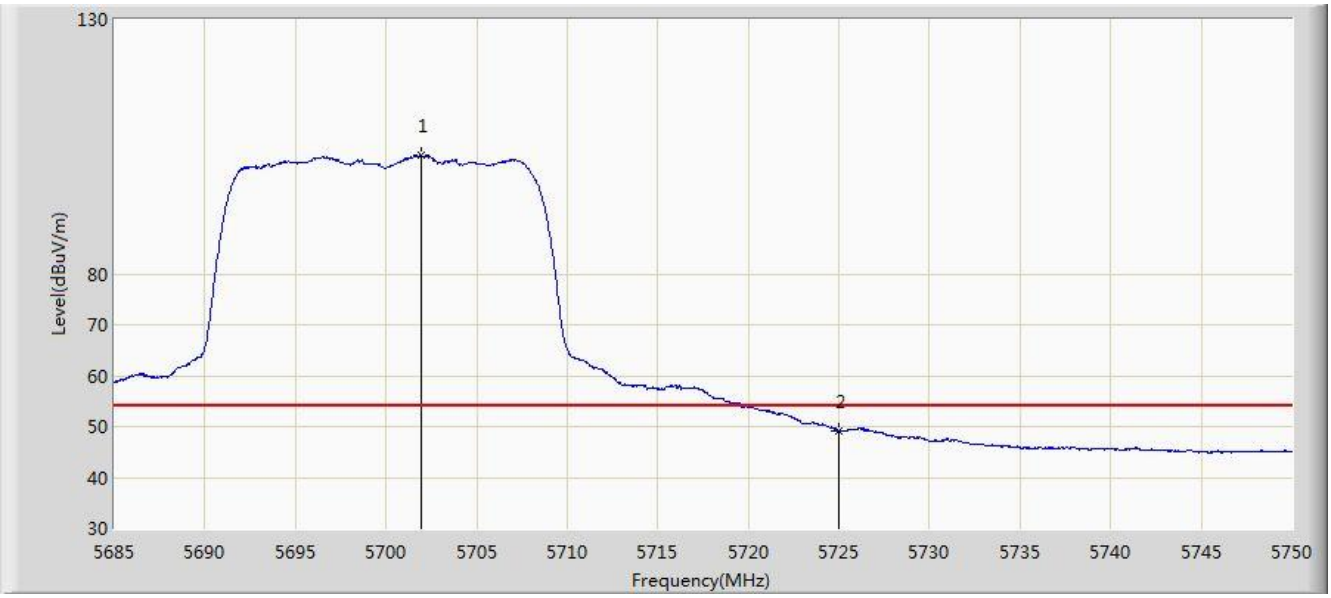

No	Flag	Mark	Frequency (MHz)	Measure Level (dBuV/m)	Reading Level (dBuV)	Over Limit (dB)	Limit (dBuV/m)	Factor (dB)	Type
1		*	5701.933	103.240	98.351	N/A	N/A	4.888	AV
2			5725.000	49.249	44.220	-4.751	54.000	5.029	AV

Note: Measure Level (dBµV/m) = Reading Level (dBµV) + Factor (dB)

Factor (dB) = Cable Loss (dB) + Antenna Factor (dB/m) - Pre_Amplifier Gain (dB)

Site: AC1	Time: 2017/10/17 - 22:01
Limit: FCC_Part15.209_RE(3m)	Engineer: Kevin Ker
Probe: BBHA9120D_1GHz_18GHz	Polarity: Horizontal
EUT: ACCESS POINT	Power: AC 120V/60Hz
Test Mode: Transmit by 802.11n-HT20 at Channel 5320MHz Ant 0 + 1 (CDD Mode)	

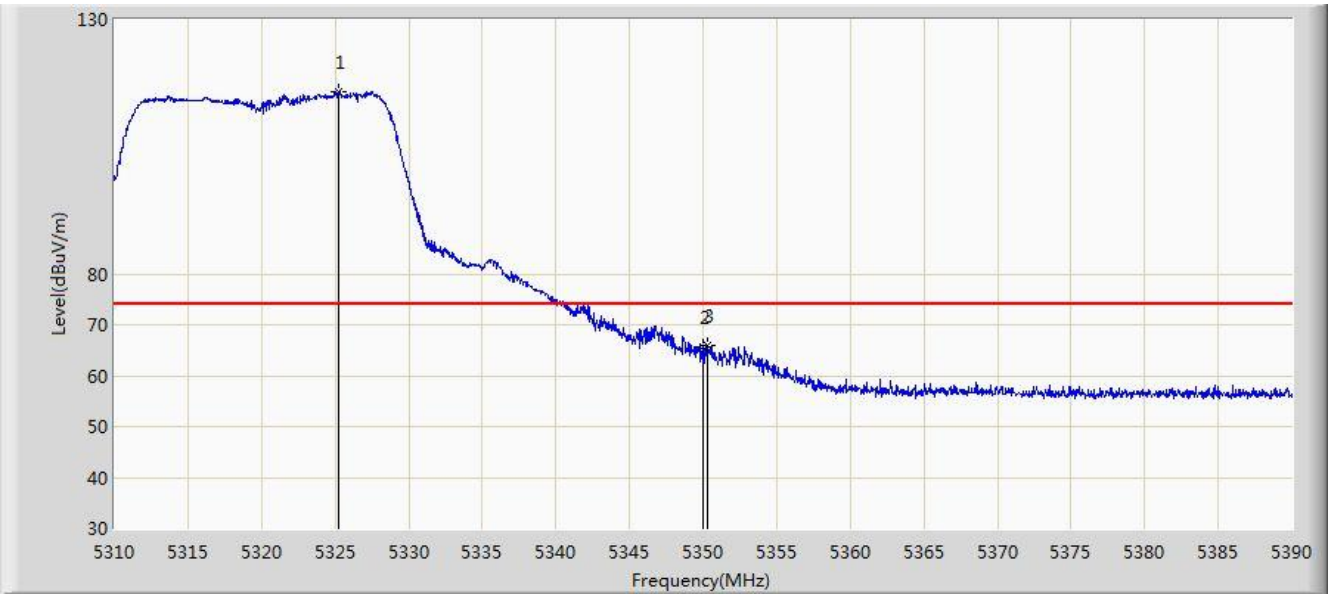

No	Flag	Mark	Frequency (MHz)	Measure Level (dBuV/m)	Reading Level (dBuV)	Over Limit (dB)	Limit (dBuV/m)	Factor (dB)	Type
1		*	5325.200	115.813	111.955	N/A	N/A	3.859	PK
2			5350.000	65.766	61.861	-8.234	74.000	3.904	PK
3			5350.320	66.016	62.111	-7.984	74.000	3.906	PK

Note: Measure Level (dBµV/m) = Reading Level (dBµV) + Factor (dB)

Factor (dB) = Cable Loss (dB) + Antenna Factor (dB/m) - Pre_Amplifier Gain (dB)

Site: AC1	Time: 2017/10/17 - 21:59
Limit: FCC_Part15.209_RE(3m)	Engineer: Kevin Ker
Probe: BBHA9120D_1GHz_18GHz	Polarity: Horizontal
EUT: ACCESS POINT	Power: AC 120V/60Hz
Test Mode: Transmit by 802.11n-HT20 at Channel 5320MHz Ant 0 + 1 (CDD Mode)	

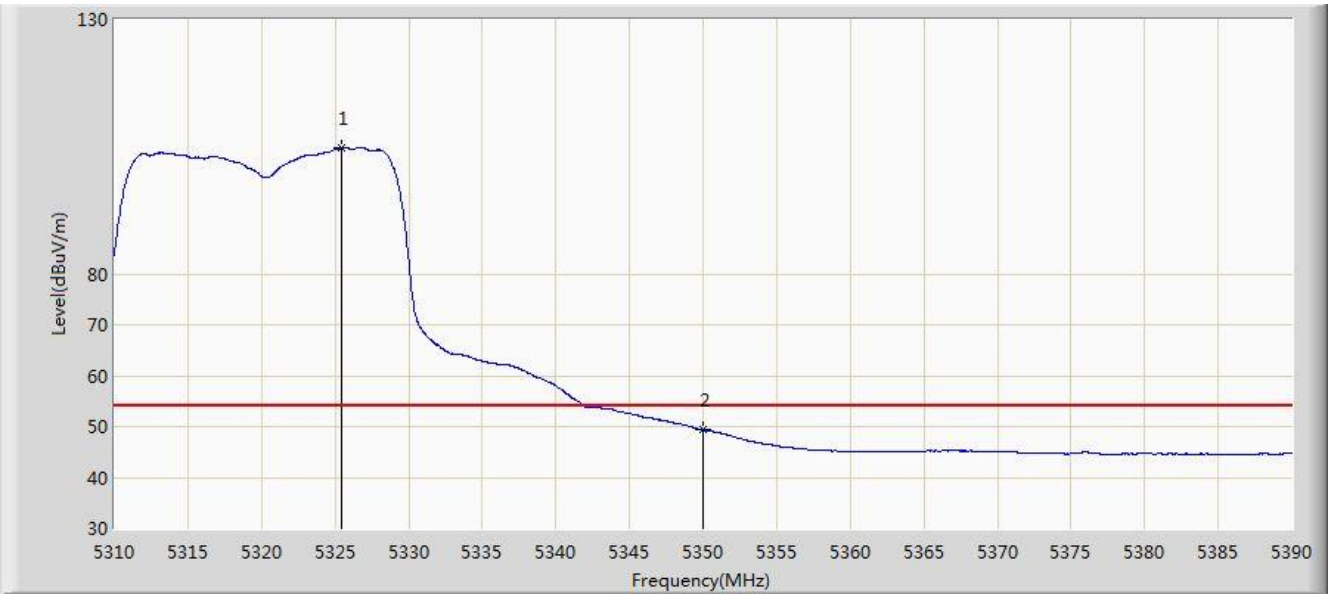

No	Flag	Mark	Frequency (MHz)	Measure Level (dBuV/m)	Reading Level (dBuV)	Over Limit (dB)	Limit (dBuV/m)	Factor (dB)	Type
1		*	5325.440	104.713	100.854	N/A	N/A	3.860	AV
2			5350.000	49.359	45.454	-4.641	54.000	3.904	AV

Note: Measure Level (dBµV/m) = Reading Level (dBµV) + Factor (dB)

Factor (dB) = Cable Loss (dB) + Antenna Factor (dB/m) - Pre_Amplifier Gain (dB)

Site: AC1	Time: 2017/10/17 - 22:02
Limit: FCC_Part15.209_RE(3m)	Engineer: Kevin Ker
Probe: BBHA9120D_1GHz_18GHz	Polarity: Vertical
EUT: ACCESS POINT	Power: AC 120V/60Hz
Test Mode: Transmit by 802.11n-HT20 at Channel 5320MHz Ant 0 + 1 (CDD Mode)	

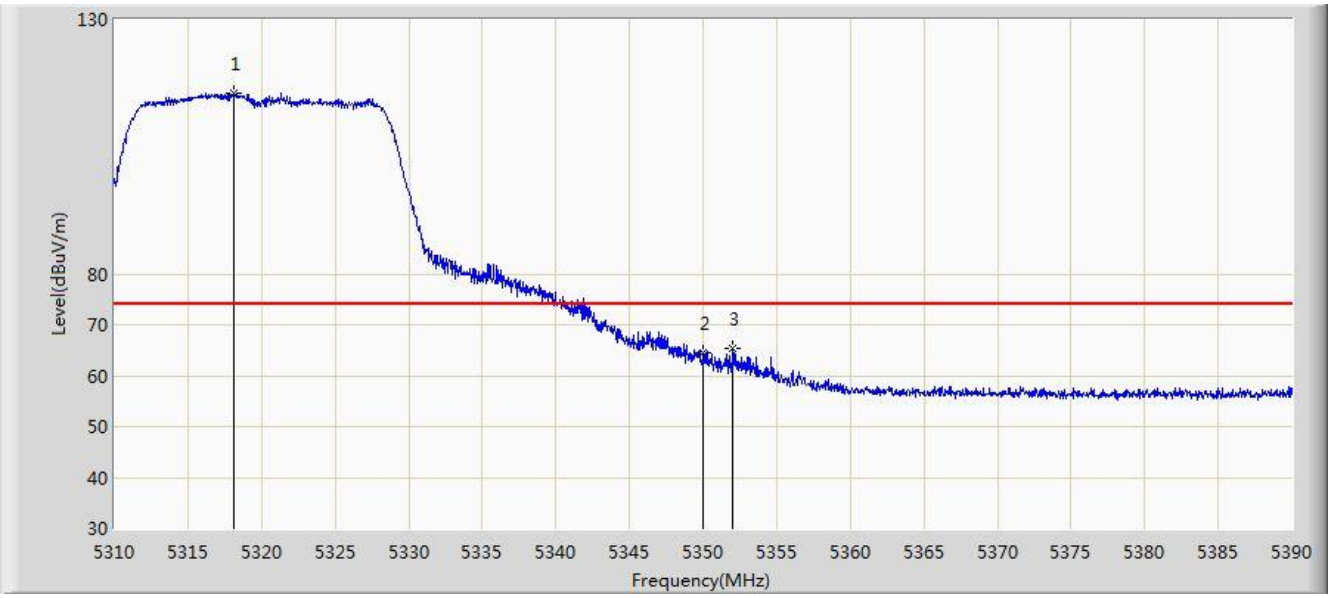

No	Flag	Mark	Frequency (MHz)	Measure Level (dBuV/m)	Reading Level (dBuV)	Over Limit (dB)	Limit (dBuV/m)	Factor (dB)	Type
1		*	5318.160	115.610	111.765	N/A	N/A	3.844	PK
2			5350.000	64.471	60.566	-9.529	74.000	3.904	PK
3			5352.040	65.294	61.386	-8.706	74.000	3.908	PK

Note: Measure Level (dBµV/m) = Reading Level (dBµV) + Factor (dB)

Factor (dB) = Cable Loss (dB) + Antenna Factor (dB/m) - Pre_Amplifier Gain (dB)

Site: AC1	Time: 2017/10/17 - 22:03
Limit: FCC_Part15.209_RE(3m)	Engineer: Kevin Ker
Probe: BBHA9120D_1GHz_18GHz	Polarity: Vertical
EUT: ACCESS POINT	Power: AC 120V/60Hz
Test Mode: Transmit by 802.11n-HT20 at Channel 5320MHz Ant 0 + 1 (CDD Mode)	

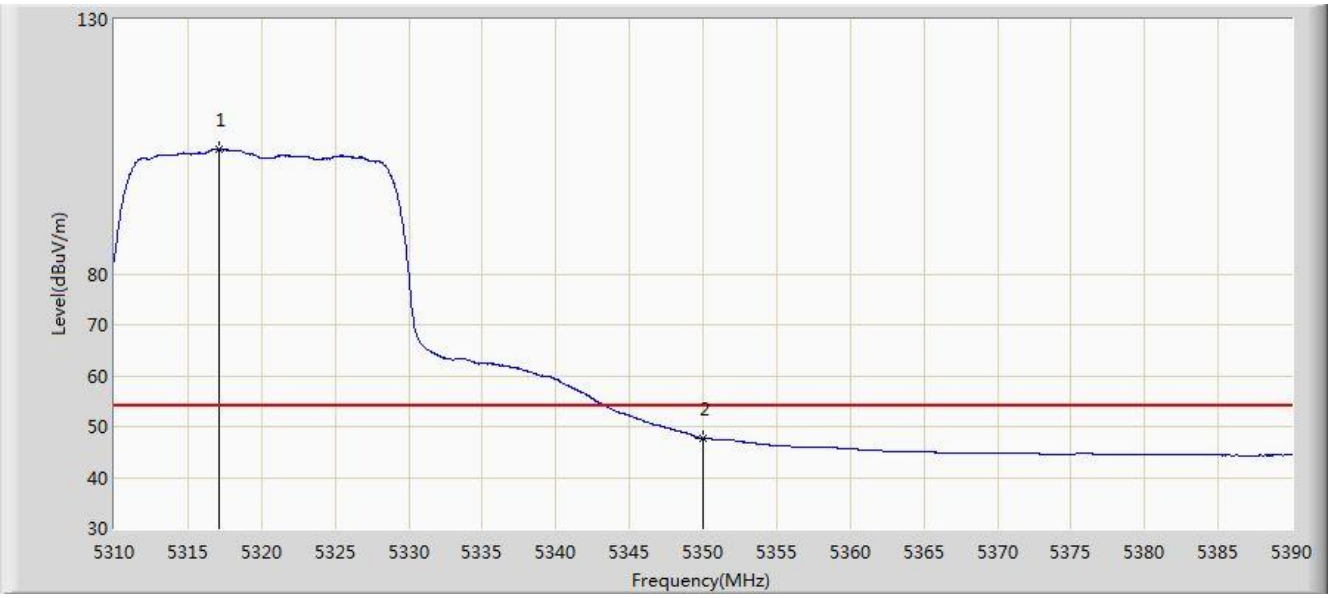

No	Flag	Mark	Frequency (MHz)	Measure Level (dBuV/m)	Reading Level (dBuV)	Over Limit (dB)	Limit (dBuV/m)	Factor (dB)	Type
1		*	5317.160	104.440	100.597	N/A	N/A	3.843	AV
2			5350.000	47.574	43.669	-6.426	54.000	3.904	AV

Note: Measure Level (dBµV/m) = Reading Level (dBµV) + Factor (dB)

Factor (dB) = Cable Loss (dB) + Antenna Factor (dB/m) - Pre_Amplifier Gain (dB)

Site: AC1	Time: 2017/10/17 - 22:05
Limit: FCC_Part15.209_RE(3m)	Engineer: Kevin Ker
Probe: BBHA9120D_1GHz_18GHz	Polarity: Horizontal
EUT: ACCESS POINT	Power: AC 120V/60Hz
Test Mode: Transmit by 802.11n-HT20 at Channel 5500MHz Ant 0 + 1 (CDD Mode)	

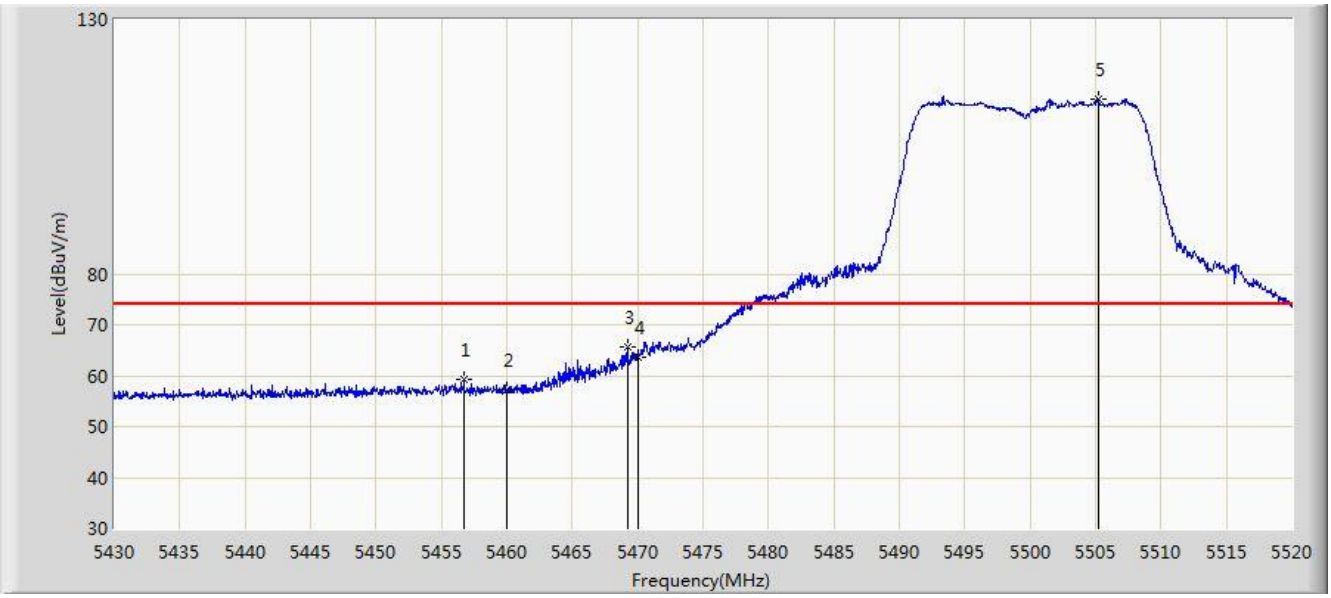

No	Flag	Mark	Frequency (MHz)	Measure Level (dBuV/m)	Reading Level (dBuV)	Over Limit (dB)	Limit (dBuV/m)	Factor (dB)	Type
1			5456.730	59.135	54.962	-14.865	74.000	4.173	PK
2			5460.000	57.130	52.950	-16.870	74.000	4.180	PK
3			5469.240	65.728	61.527	-2.472	68.200	4.201	PK
4			5470.000	63.522	59.320	-4.678	68.200	4.202	PK
5		*	5505.195	114.458	110.171	N/A	N/A	4.287	PK

Note: Measure Level (dBμV/m) = Reading Level (dBμV) + Factor (dB)

Factor (dB) = Cable Loss (dB) + Antenna Factor (dB/m) - Pre_Amplifier Gain (dB)

Site: AC1	Time: 2017/10/17 - 22:07
Limit: FCC_Part15.209_RE(3m)	Engineer: Kevin Ker
Probe: BBHA9120D_1GHz_18GHz	Polarity: Horizontal
EUT: ACCESS POINT	Power: AC 120V/60Hz
Test Mode: Transmit by 802.11n-HT20 at Channel 5500MHz Ant 0 + 1 (CDD Mode)	

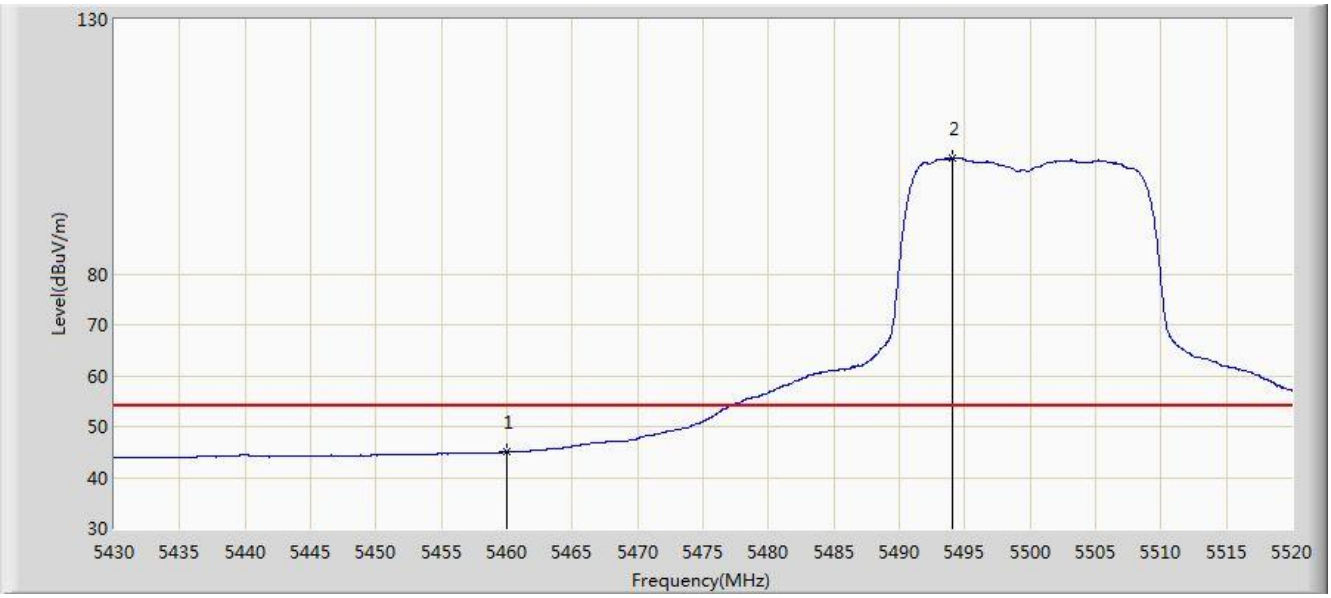

No	Flag	Mark	Frequency (MHz)	Measure Level (dBuV/m)	Reading Level (dBuV)	Over Limit (dB)	Limit (dBuV/m)	Factor (dB)	Type
1			5460.000	44.986	40.806	-9.014	54.000	4.180	AV
2		*	5494.080	102.667	98.410	N/A	N/A	4.257	AV

Note: Measure Level (dBμV/m) = Reading Level (dBμV) + Factor (dB)

Factor (dB) = Cable Loss (dB) + Antenna Factor (dB/m) - Pre_Amplifier Gain (dB)

Site: AC1	Time: 2017/10/17 - 22:08
Limit: FCC_Part15.209_RE(3m)	Engineer: Kevin Ker
Probe: BBHA9120D_1GHz_18GHz	Polarity: Vertical
EUT: ACCESS POINT	Power: AC 120V/60Hz
Test Mode: Transmit by 802.11n-HT20 at Channel 5500MHz Ant 0 + 1 (CDD Mode)	

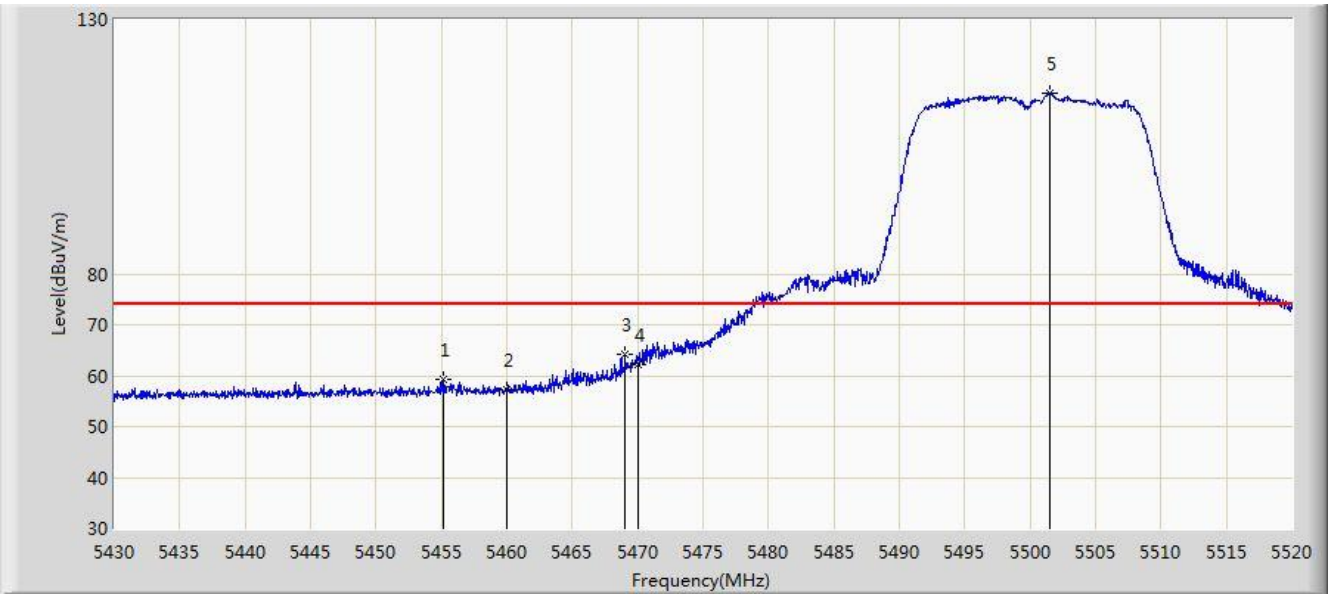

No	Flag	Mark	Frequency (MHz)	Measure Level (dBuV/m)	Reading Level (dBuV)	Over Limit (dB)	Limit (dBuV/m)	Factor (dB)	Type
1			5455.200	59.417	55.247	-14.583	74.000	4.170	PK
2			5460.000	57.147	52.967	-16.853	74.000	4.180	PK
3			5469.060	64.061	59.861	-4.139	68.200	4.201	PK
4			5470.000	62.287	58.085	-5.913	68.200	4.202	PK
5		*	5501.460	115.575	111.299	N/A	N/A	4.276	PK

Note: Measure Level (dBμV/m) = Reading Level (dBμV) + Factor (dB)

Factor (dB) = Cable Loss (dB) + Antenna Factor (dB/m) - Pre_Amplifier Gain (dB)

Site: AC1	Time: 2017/10/17 - 22:10
Limit: FCC_Part15.209_RE(3m)	Engineer: Kevin Ker
Probe: BBHA9120D_1GHz_18GHz	Polarity: Vertical
EUT: ACCESS POINT	Power: AC 120V/60Hz
Test Mode: Transmit by 802.11n-HT20 at Channel 5500MHz Ant 0 + 1 (CDD Mode)	

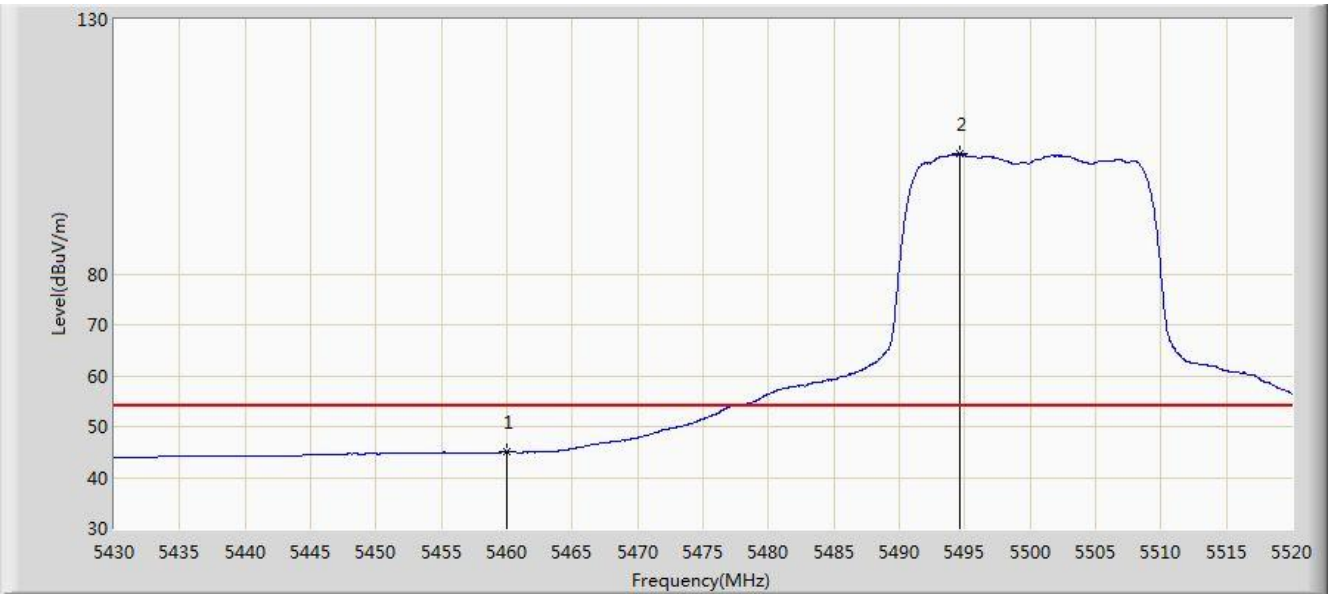

No	Flag	Mark	Frequency (MHz)	Measure Level (dBuV/m)	Reading Level (dBuV)	Over Limit (dB)	Limit (dBuV/m)	Factor (dB)	Type
1			5460.000	44.953	40.773	-9.047	54.000	4.180	AV
2		*	5494.620	103.587	99.329	N/A	N/A	4.259	AV

Note: Measure Level (dBµV/m) = Reading Level (dBµV) + Factor (dB)

Factor (dB) = Cable Loss (dB) + Antenna Factor (dB/m) - Pre_Amplifier Gain (dB)

Site: AC1	Time: 2017/10/17 - 22:12
Limit: FCC_Part15.209_RE(3m)	Engineer: Kevin Ker
Probe: BBHA9120D_1GHz_18GHz	Polarity: Horizontal
EUT: ACCESS POINT	Power: AC 120V/60Hz
Test Mode: Transmit by 802.11n-HT20 at Channel 5700MHz Ant 0 + 1 (CDD Mode)	

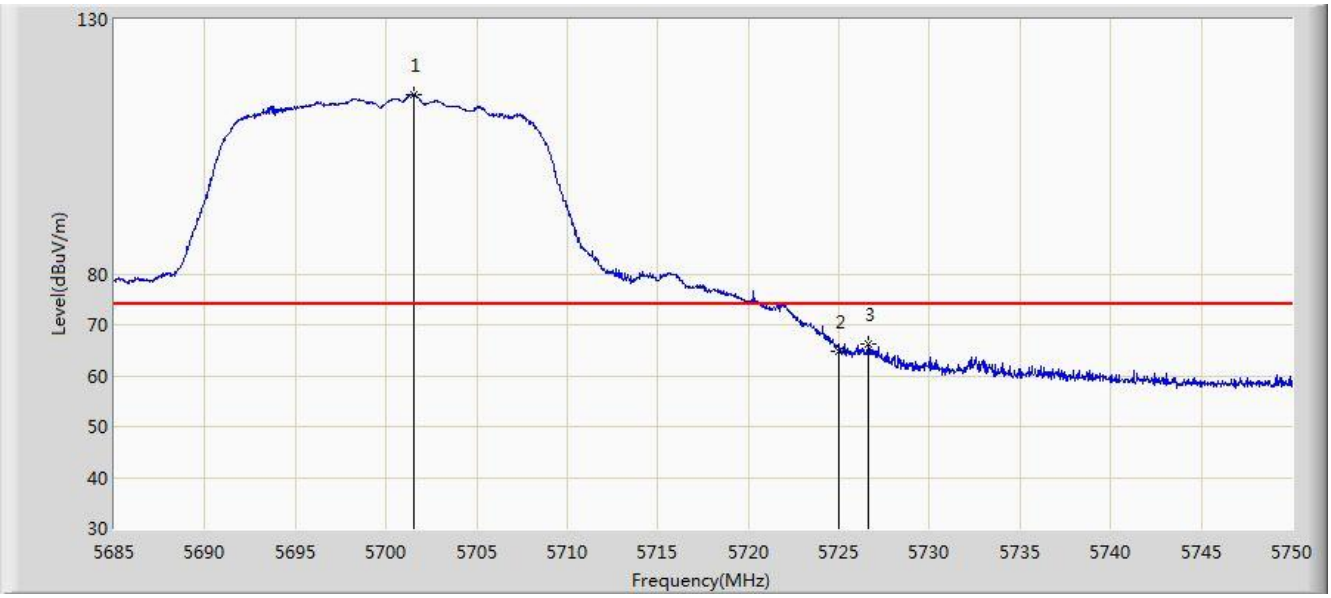

No	Flag	Mark	Frequency (MHz)	Measure Level (dBuV/m)	Reading Level (dBuV)	Over Limit (dB)	Limit (dBuV/m)	Factor (dB)	Type
1		*	5701.542	115.221	110.335	N/A	N/A	4.886	PK
2			5725.000	64.678	59.649	-9.322	74.000	5.029	PK
3			5726.632	66.209	61.170	-7.791	74.000	5.039	PK

Note: Measure Level (dBµV/m) = Reading Level (dBµV) + Factor (dB)

Factor (dB) = Cable Loss (dB) + Antenna Factor (dB/m) - Pre_Amplifier Gain (dB)

Site: AC1	Time: 2017/10/17 - 22:14
Limit: FCC_Part15.209_RE(3m)	Engineer: Kevin Ker
Probe: BBHA9120D_1GHz_18GHz	Polarity: Horizontal
EUT: ACCESS POINT	Power: AC 120V/60Hz
Test Mode: Transmit by 802.11n-HT20 at Channel 5700MHz Ant 0 + 1 (CDD Mode)	

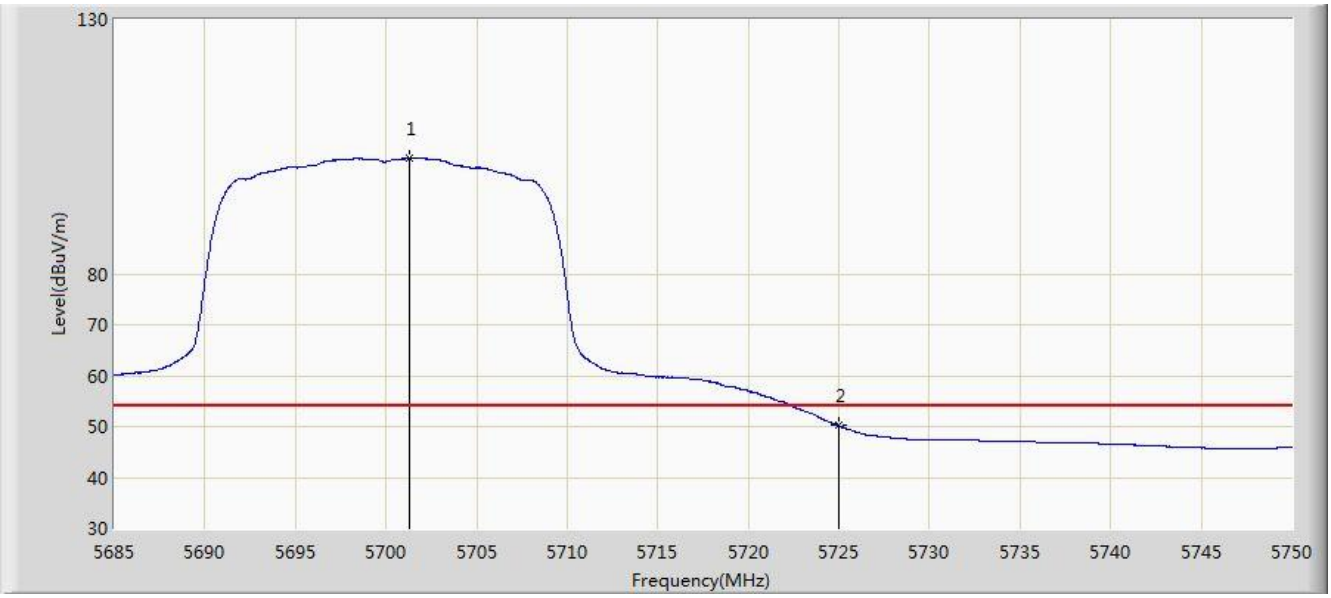

No	Flag	Mark	Frequency (MHz)	Measure Level (dBuV/m)	Reading Level (dBuV)	Over Limit (dB)	Limit (dBuV/m)	Factor (dB)	Type
1		*	5701.283	102.852	97.967	N/A	N/A	4.885	AV
2			5725.000	50.185	45.156	-3.815	54.000	5.029	AV

Note: Measure Level (dBµV/m) = Reading Level (dBµV) + Factor (dB)

Factor (dB) = Cable Loss (dB) + Antenna Factor (dB/m) - Pre_Amplifier Gain (dB)

Site: AC1	Time: 2017/10/17 - 22:15
Limit: FCC_Part15.209_RE(3m)	Engineer: Kevin Ker
Probe: BBHA9120D_1GHz_18GHz	Polarity: Vertical
EUT: ACCESS POINT	Power: AC 120V/60Hz
Test Mode: Transmit by 802.11n-HT20 at Channel 5700MHz Ant 0 + 1 (CDD Mode)	

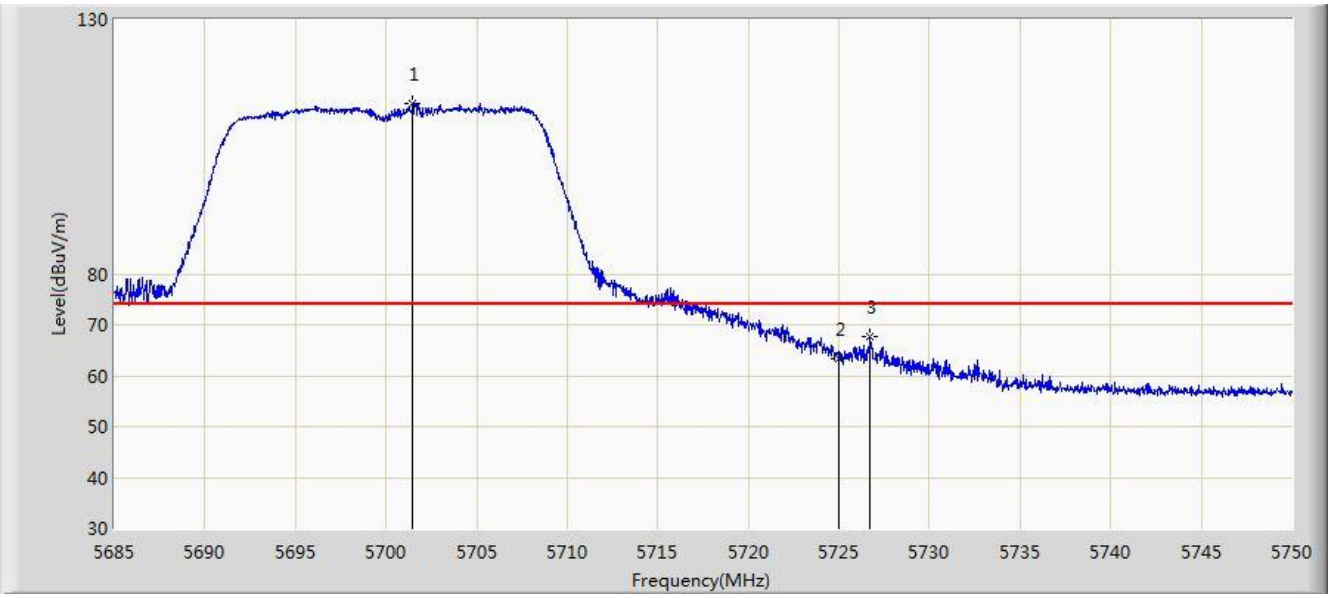

No	Flag	Mark	Frequency (MHz)	Measure Level (dBuV/m)	Reading Level (dBuV)	Over Limit (dB)	Limit (dBuV/m)	Factor (dB)	Type
1		*	5701.478	113.582	108.696	N/A	N/A	4.886	PK
2			5725.000	63.191	58.162	-10.809	74.000	5.029	PK
3			5726.697	67.606	62.566	-6.394	74.000	5.040	PK

Note: Measure Level (dBµV/m) = Reading Level (dBµV) + Factor (dB)

Factor (dB) = Cable Loss (dB) + Antenna Factor (dB/m) - Pre_Amplifier Gain (dB)

Site: AC1	Time: 2017/10/17 - 22:16
Limit: FCC_Part15.209_RE(3m)	Engineer: Kevin Ker
Probe: BBHA9120D_1GHz_18GHz	Polarity: Vertical
EUT: ACCESS POINT	Power: AC 120V/60Hz
Test Mode: Transmit by 802.11n-HT20 at Channel 5700MHz Ant 0 + 1 (CDD Mode)	

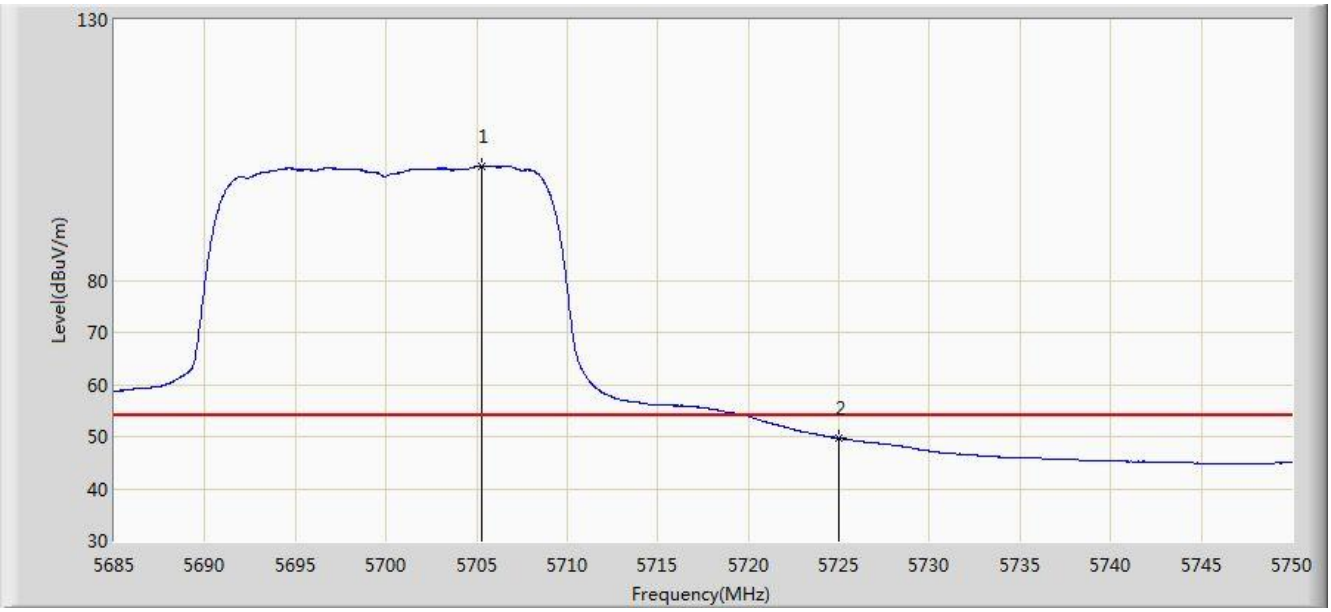

No	Flag	Mark	Frequency (MHz)	Measure Level (dBuV/m)	Reading Level (dBuV)	Over Limit (dB)	Limit (dBuV/m)	Factor (dB)	Type
1		*	5705.280	101.948	97.042	N/A	N/A	4.906	AV
2			5725.000	49.690	44.661	-4.310	54.000	5.029	AV

Note: Measure Level (dBµV/m) = Reading Level (dBµV) + Factor (dB)

Factor (dB) = Cable Loss (dB) + Antenna Factor (dB/m) - Pre_Amplifier Gain (dB)

Site: AC1	Time: 2017/10/17 - 22:42
Limit: FCC_Part15.209_RE(3m)	Engineer: Kevin Ker
Probe: BBHA9120D_1GHz_18GHz	Polarity: Horizontal
EUT: ACCESS POINT	Power: AC 120V/60Hz
Test Mode: Transmit by 802.11n-HT40 at Channel 5310MHz Ant 0 + 1 (CDD Mode)	

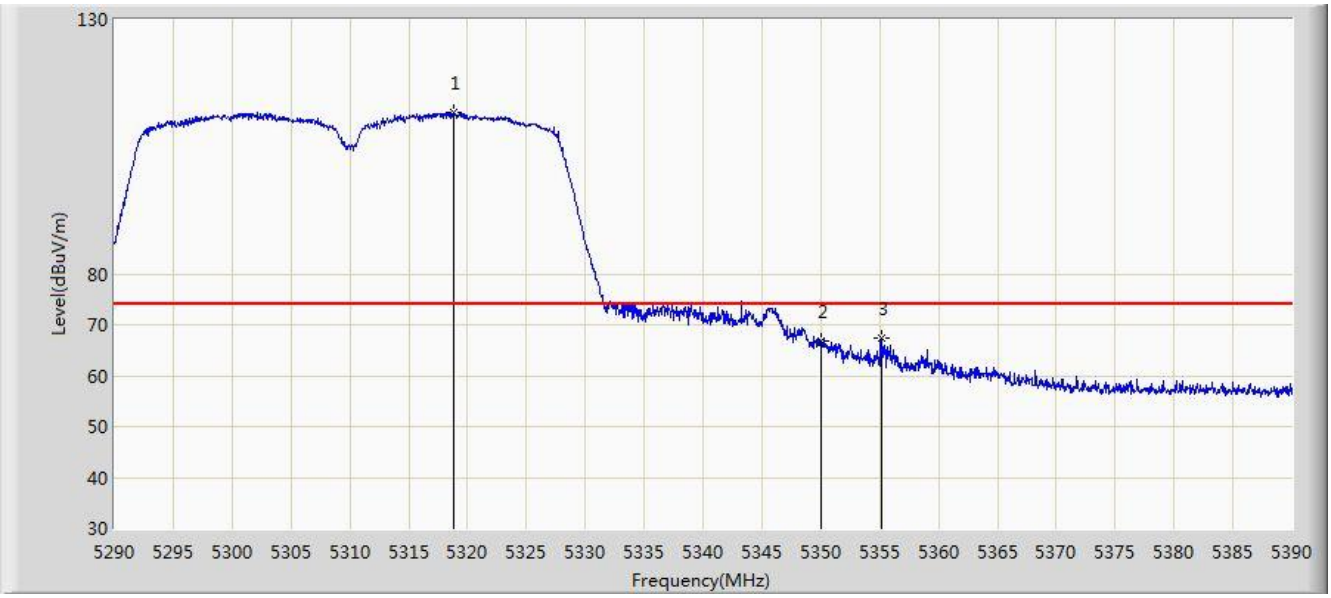

No	Flag	Mark	Frequency (MHz)	Measure Level (dBuV/m)	Reading Level (dBuV)	Over Limit (dB)	Limit (dBuV/m)	Factor (dB)	Type
1		*	5318.800	111.866	108.020	N/A	N/A	3.846	PK
2			5350.000	66.791	62.886	-7.209	74.000	3.904	PK
3			5355.150	67.326	63.412	-6.674	74.000	3.915	PK

Note: Measure Level (dBµV/m) = Reading Level (dBµV) + Factor (dB)

Factor (dB) = Cable Loss (dB) + Antenna Factor (dB/m) - Pre_Amplifier Gain (dB)

Site: AC1	Time: 2017/10/17 - 22:41
Limit: FCC_Part15.209_RE(3m)	Engineer: Kevin Ker
Probe: BBHA9120D_1GHz_18GHz	Polarity: Horizontal
EUT: ACCESS POINT	Power: AC 120V/60Hz
Test Mode: Transmit by 802.11n-HT40 at Channel 5310MHz Ant 0 + 1 (CDD Mode)	

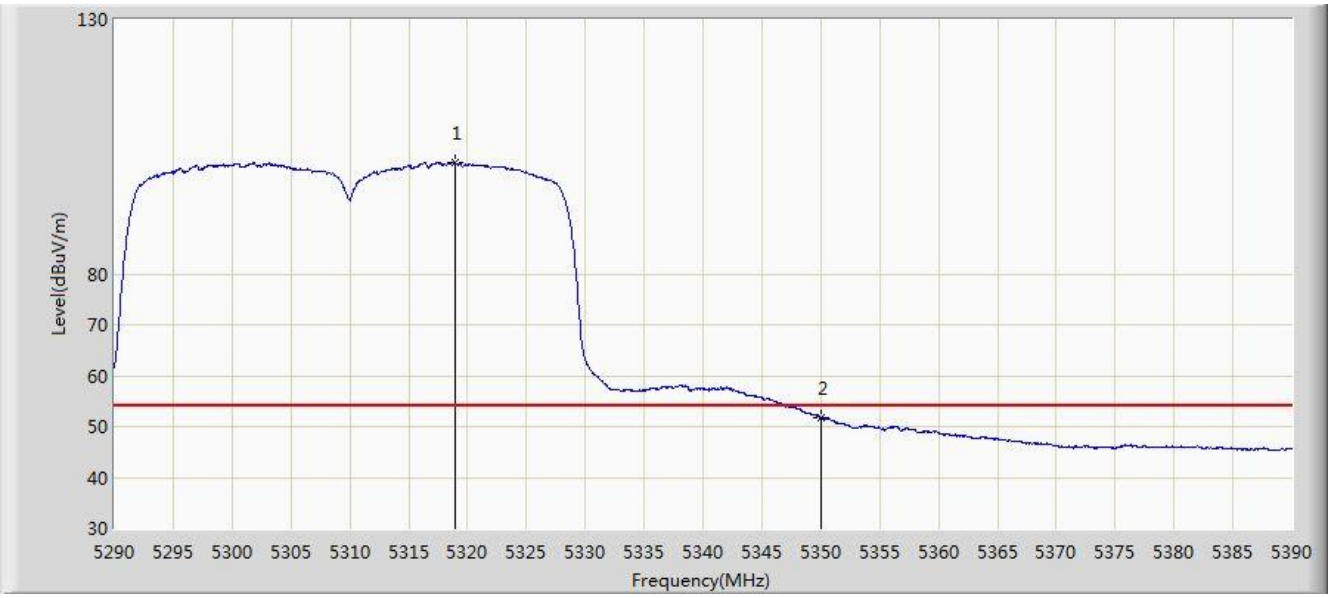

No	Flag	Mark	Frequency (MHz)	Measure Level (dBuV/m)	Reading Level (dBuV)	Over Limit (dB)	Limit (dBuV/m)	Factor (dB)	Type
1		*	5318.950	101.912	98.065	N/A	N/A	3.847	AV
2			5350.000	51.867	47.962	-2.133	54.000	3.904	AV

Note: Measure Level (dBµV/m) = Reading Level (dBµV) + Factor (dB)

Factor (dB) = Cable Loss (dB) + Antenna Factor (dB/m) - Pre_Amplifier Gain (dB)

Site: AC1	Time: 2017/10/17 - 22:43
Limit: FCC_Part15.209_RE(3m)	Engineer: Kevin Ker
Probe: BBHA9120D_1GHz_18GHz	Polarity: Vertical
EUT: ACCESS POINT	Power: AC 120V/60Hz
Test Mode: Transmit by 802.11n-HT40 at Channel 5310MHz Ant 0 + 1 (CDD Mode)	

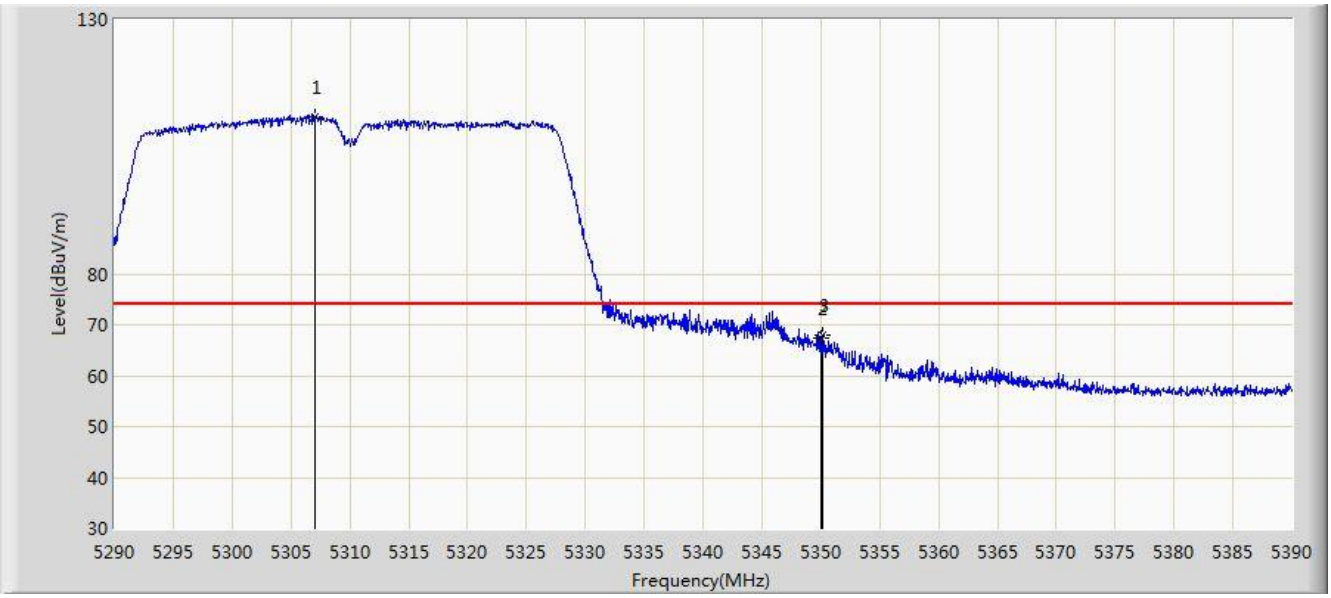

No	Flag	Mark	Frequency (MHz)	Measure Level (dBuV/m)	Reading Level (dBuV)	Over Limit (dB)	Limit (dBuV/m)	Factor (dB)	Type
1		*	5307.050	110.977	107.152	N/A	N/A	3.825	PK
2			5350.000	67.457	63.552	-6.543	74.000	3.904	PK
3			5350.150	67.871	63.966	-6.129	74.000	3.905	PK

Note: Measure Level (dBµV/m) = Reading Level (dBµV) + Factor (dB)

Factor (dB) = Cable Loss (dB) + Antenna Factor (dB/m) - Pre_Amplifier Gain (dB)

Site: AC1	Time: 2017/10/17 - 22:45
Limit: FCC_Part15.209_RE(3m)	Engineer: Kevin Ker
Probe: BBHA9120D_1GHz_18GHz	Polarity: Vertical
EUT: ACCESS POINT	Power: AC 120V/60Hz
Test Mode: Transmit by 802.11n-HT40 at Channel 5310MHz Ant 0 + 1 (CDD Mode)	

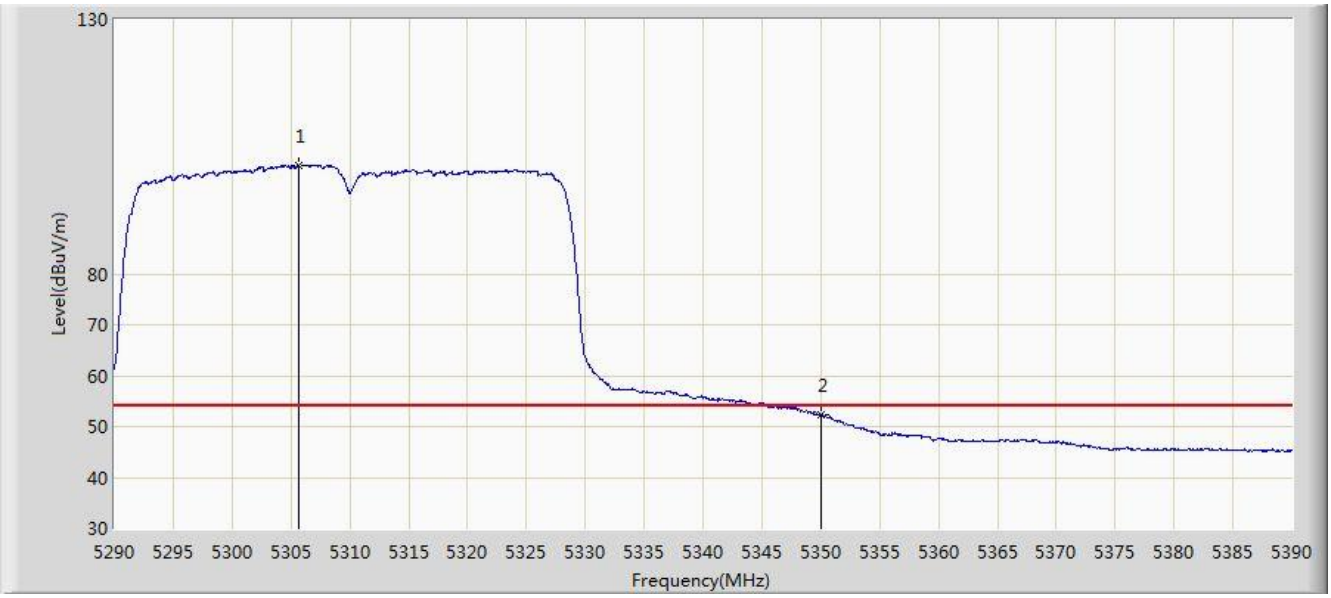

No	Flag	Mark	Frequency (MHz)	Measure Level (dBuV/m)	Reading Level (dBuV)	Over Limit (dB)	Limit (dBuV/m)	Factor (dB)	Type
1		*	5305.650	101.319	97.497	N/A	N/A	3.821	AV
2			5350.000	52.327	48.422	-1.673	54.000	3.904	AV

Note: Measure Level (dBµV/m) = Reading Level (dBµV) + Factor (dB)

Factor (dB) = Cable Loss (dB) + Antenna Factor (dB/m) - Pre_Amplifier Gain (dB)

Site: AC1	Time: 2017/10/17 - 22:49
Limit: FCC_Part15.209_RE(3m)	Engineer: Kevin Ker
Probe: BBHA9120D_1GHz_18GHz	Polarity: Horizontal
EUT: ACCESS POINT	Power: AC 120V/60Hz
Test Mode: Transmit by 802.11n-HT40 at Channel 5510MHz Ant 0 + 1 (CDD Mode)	

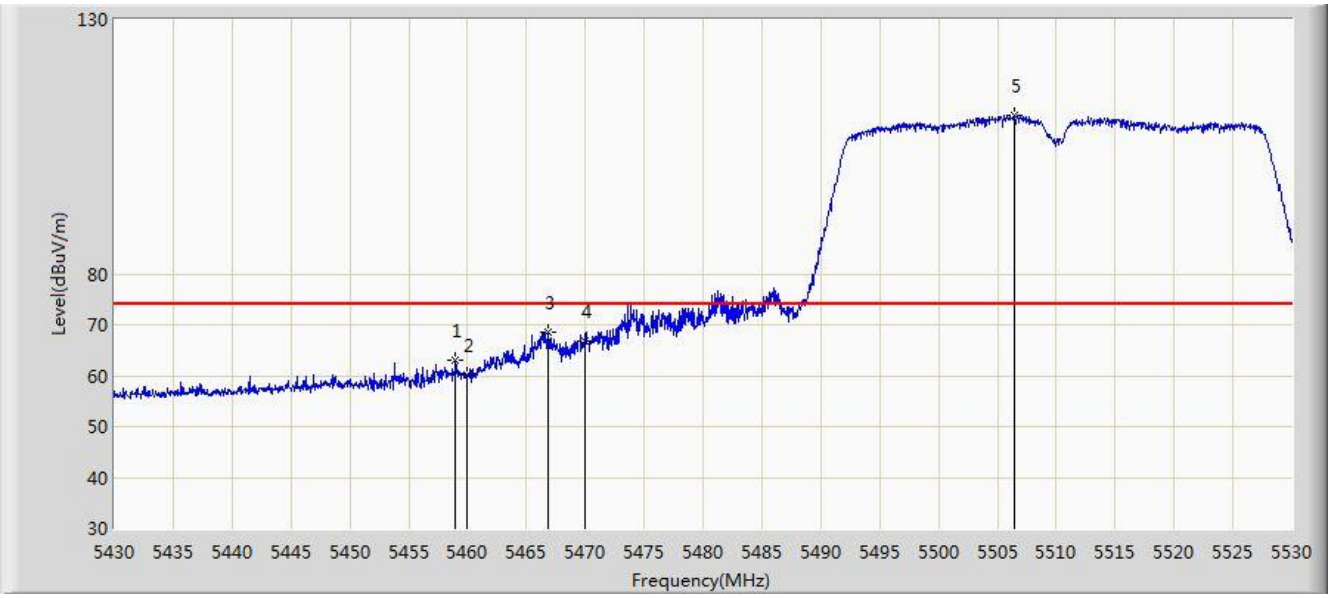

No	Flag	Mark	Frequency (MHz)	Measure Level (dBuV/m)	Reading Level (dBuV)	Over Limit (dB)	Limit (dBuV/m)	Factor (dB)	Type
1			5459.000	62.995	58.817	-11.005	74.000	4.178	PK
2			5460.000	60.010	55.830	-13.990	74.000	4.180	PK
3			5466.900	68.526	64.331	-5.474	74.000	4.196	PK
4			5470.000	66.935	62.733	-7.065	74.000	4.202	PK
5		*	5506.500	111.247	106.956	N/A	N/A	4.292	PK

Note: Measure Level (dBμV/m) = Reading Level (dBμV) + Factor (dB)

Factor (dB) = Cable Loss (dB) + Antenna Factor (dB/m) - Pre_Amplifier Gain (dB)

Site: AC1	Time: 2017/10/17 - 22:50
Limit: FCC_Part15.209_RE(3m)	Engineer: Kevin Ker
Probe: BBHA9120D_1GHz_18GHz	Polarity: Horizontal
EUT: ACCESS POINT	Power: AC 120V/60Hz
Test Mode: Transmit by 802.11n-HT40 at Channel 5510MHz Ant 0 + 1 (CDD Mode)	

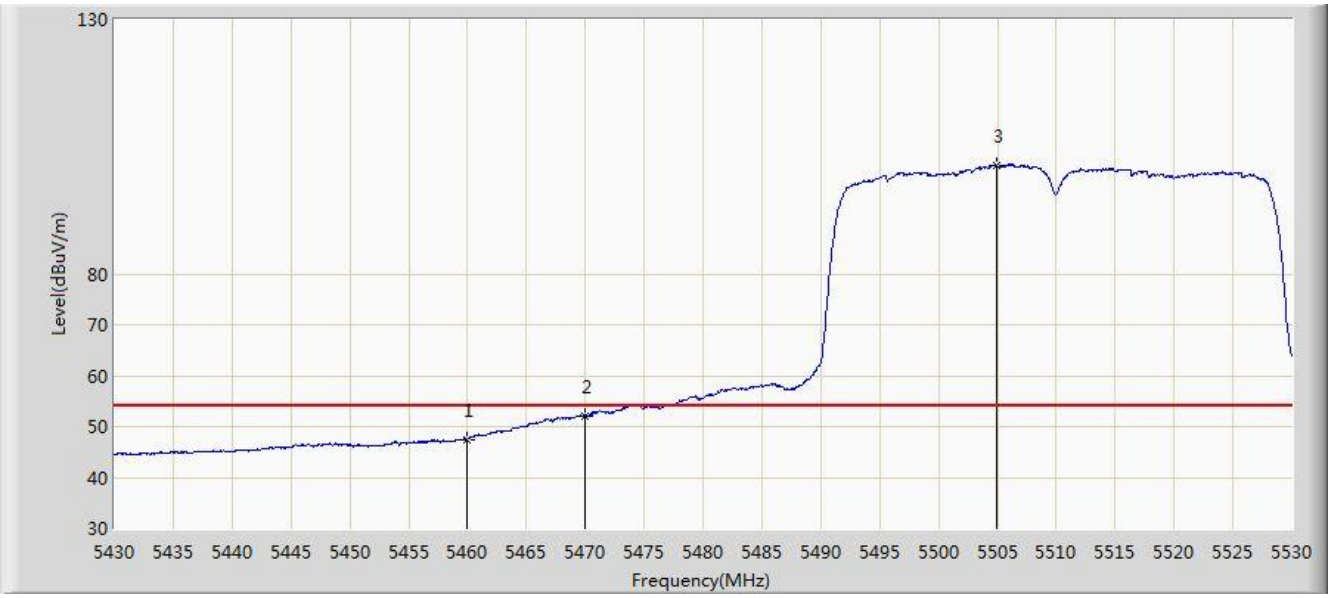

No	Flag	Mark	Frequency (MHz)	Measure Level (dBuV/m)	Reading Level (dBuV)	Over Limit (dB)	Limit (dBuV/m)	Factor (dB)	Type
1			5460.000	47.456	43.276	-6.544	54.000	4.180	AV
2			5470.000	51.993	47.791	-2.007	54.000	4.202	AV
3		*	5504.900	101.357	97.071	N/A	N/A	4.286	AV

Note: Measure Level (dBµV/m) = Reading Level (dBµV) + Factor (dB)

Factor (dB) = Cable Loss (dB) + Antenna Factor (dB/m) - Pre_Amplifier Gain (dB)

Site: AC1	Time: 2017/10/17 - 22:54
Limit: FCC_Part15.209_RE(3m)	Engineer: Kevin Ker
Probe: BBHA9120D_1GHz_18GHz	Polarity: Vertical
EUT: ACCESS POINT	Power: AC 120V/60Hz
Test Mode: Transmit by 802.11n-HT40 at Channel 5510MHz Ant 0 + 1 (CDD Mode)	

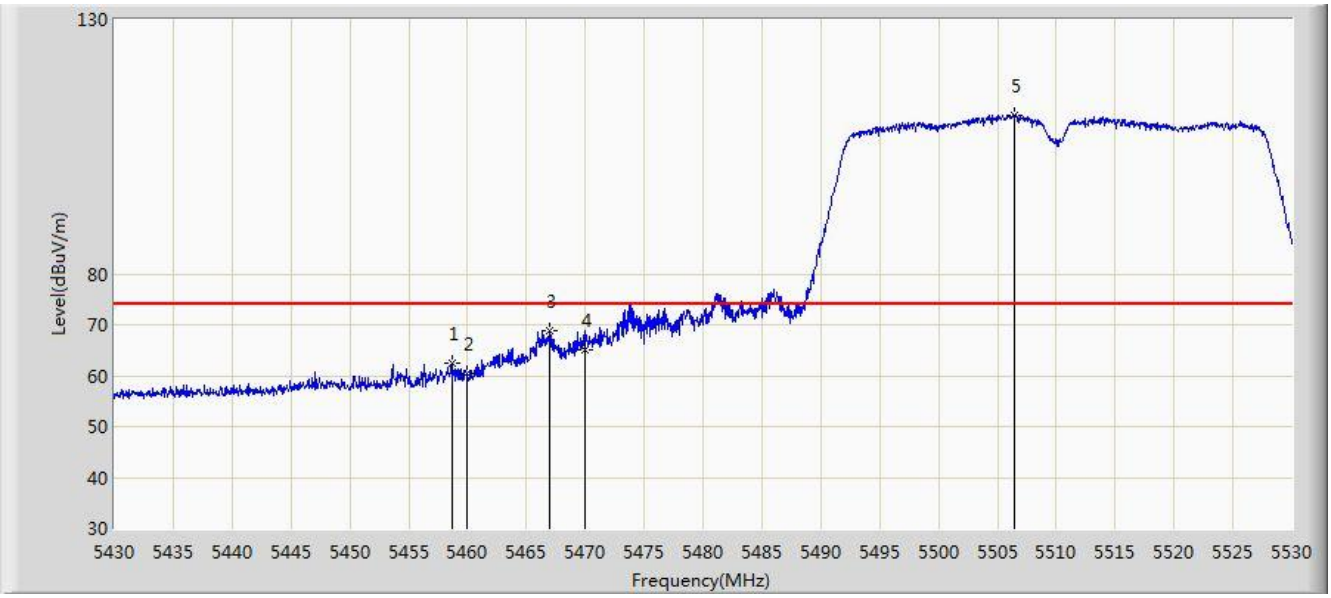

No	Flag	Mark	Frequency (MHz)	Measure Level (dBuV/m)	Reading Level (dBuV)	Over Limit (dB)	Limit (dBuV/m)	Factor (dB)	Type
1			5458.700	62.405	58.227	-11.595	74.000	4.178	PK
2			5460.000	60.482	56.302	-13.518	74.000	4.180	PK
3			5467.000	68.984	64.788	-5.016	74.000	4.196	PK
4			5470.000	64.993	60.791	-9.007	74.000	4.202	PK
5		*	5506.500	111.280	106.989	N/A	N/A	4.292	PK

Note: Measure Level (dBμV/m) = Reading Level (dBμV) + Factor (dB)

Factor (dB) = Cable Loss (dB) + Antenna Factor (dB/m) - Pre_Amplifier Gain (dB)

Site: AC1	Time: 2017/10/17 - 22:56
Limit: FCC_Part15.209_RE(3m)	Engineer: Kevin Ker
Probe: BBHA9120D_1GHz_18GHz	Polarity: Vertical
EUT: ACCESS POINT	Power: AC 120V/60Hz
Test Mode: Transmit by 802.11n-HT40 at Channel 5510MHz Ant 0 + 1 (CDD Mode)	

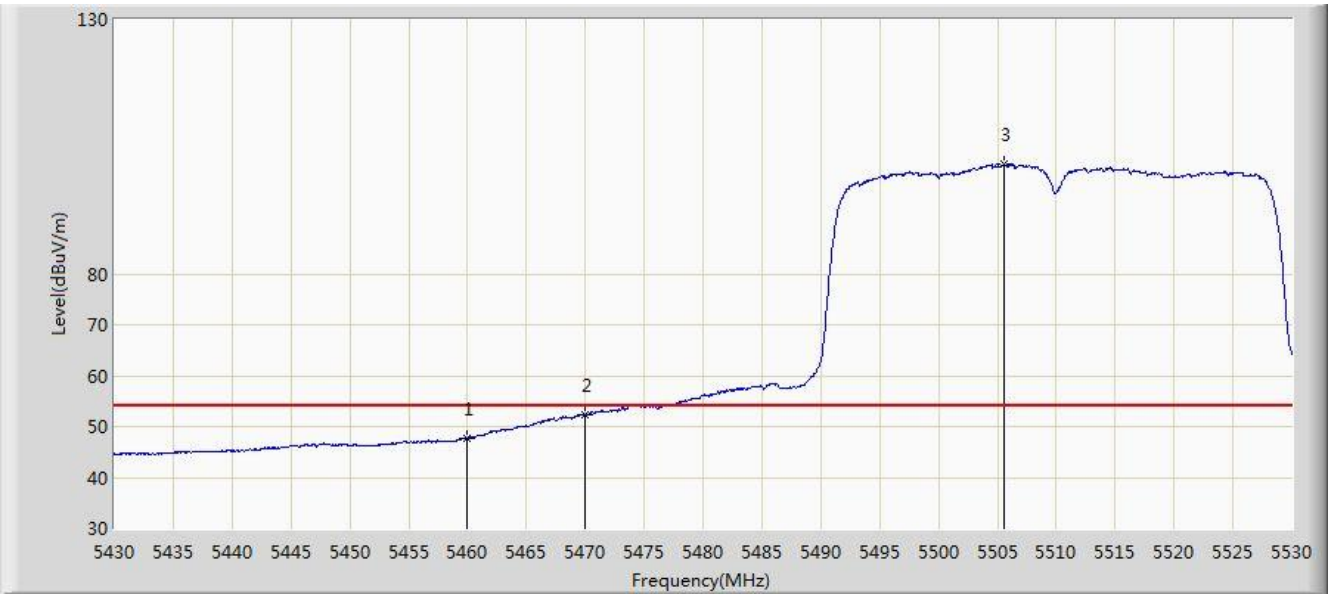

No	Flag	Mark	Frequency (MHz)	Measure Level (dBuV/m)	Reading Level (dBuV)	Over Limit (dB)	Limit (dBuV/m)	Factor (dB)	Type
1			5460.000	47.812	43.632	-6.188	54.000	4.180	AV
2			5470.000	52.256	48.054	-1.744	54.000	4.202	AV
3		*	5505.550	101.577	97.289	N/A	N/A	4.289	AV

Note: Measure Level (dBµV/m) = Reading Level (dBµV) + Factor (dB)

Factor (dB) = Cable Loss (dB) + Antenna Factor (dB/m) - Pre_Amplifier Gain (dB)

Site: AC1	Time: 2017/10/17 - 23:02
Limit: FCC_Part15.209_RE(3m)	Engineer: Kevin Ker
Probe: BBHA9120D_1GHz_18GHz	Polarity: Horizontal
EUT: ACCESS POINT	Power: AC 120V/60Hz
Test Mode: Transmit by 802.11n-HT40 at Channel 5670MHz Ant 0 + 1 (CDD Mode)	

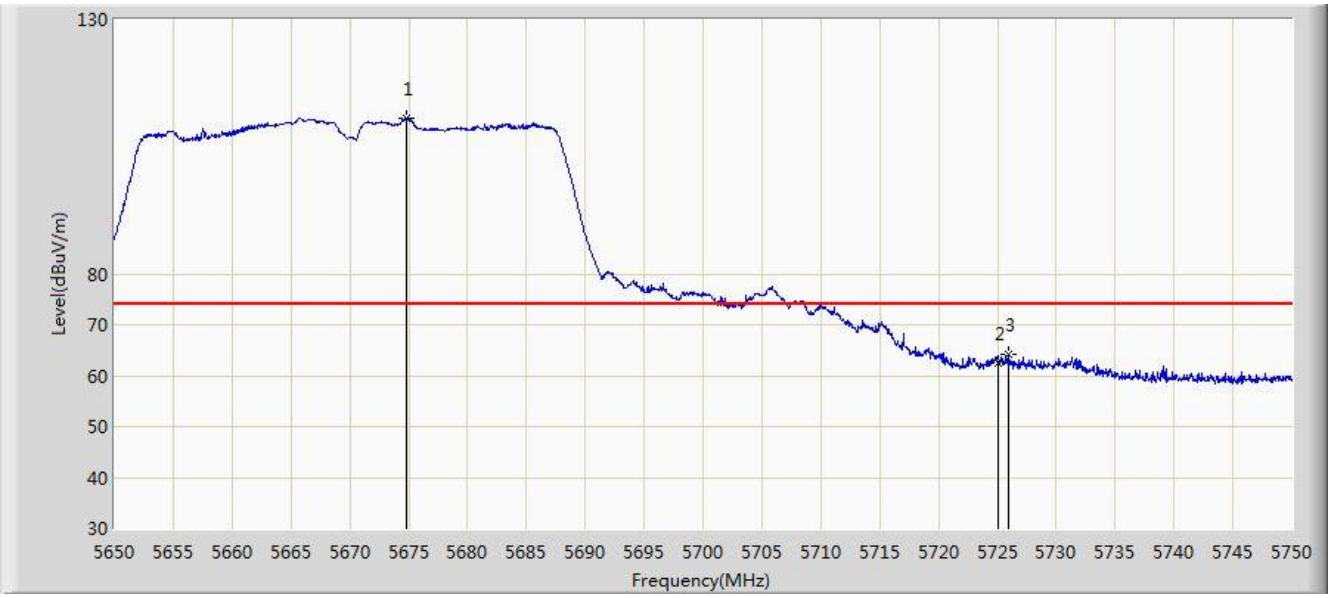

No	Flag	Mark	Frequency (MHz)	Measure Level (dBuV/m)	Reading Level (dBuV)	Over Limit (dB)	Limit (dBuV/m)	Factor (dB)	Type
1		*	5674.800	110.574	105.808	N/A	N/A	4.767	PK
2			5725.000	62.327	57.298	-11.673	74.000	5.029	PK
3			5726.000	64.088	59.053	-9.912	74.000	5.036	PK

Note: Measure Level (dBµV/m) = Reading Level (dBµV) + Factor (dB)

Factor (dB) = Cable Loss (dB) + Antenna Factor (dB/m) - Pre_Amplifier Gain (dB)

Site: AC1	Time: 2017/10/17 - 23:01
Limit: FCC_Part15.209_RE(3m)	Engineer: Kevin Ker
Probe: BBHA9120D_1GHz_18GHz	Polarity: Horizontal
EUT: ACCESS POINT	Power: AC 120V/60Hz
Test Mode: Transmit by 802.11n-HT40 at Channel 5670MHz Ant 0 + 1 (CDD Mode)	

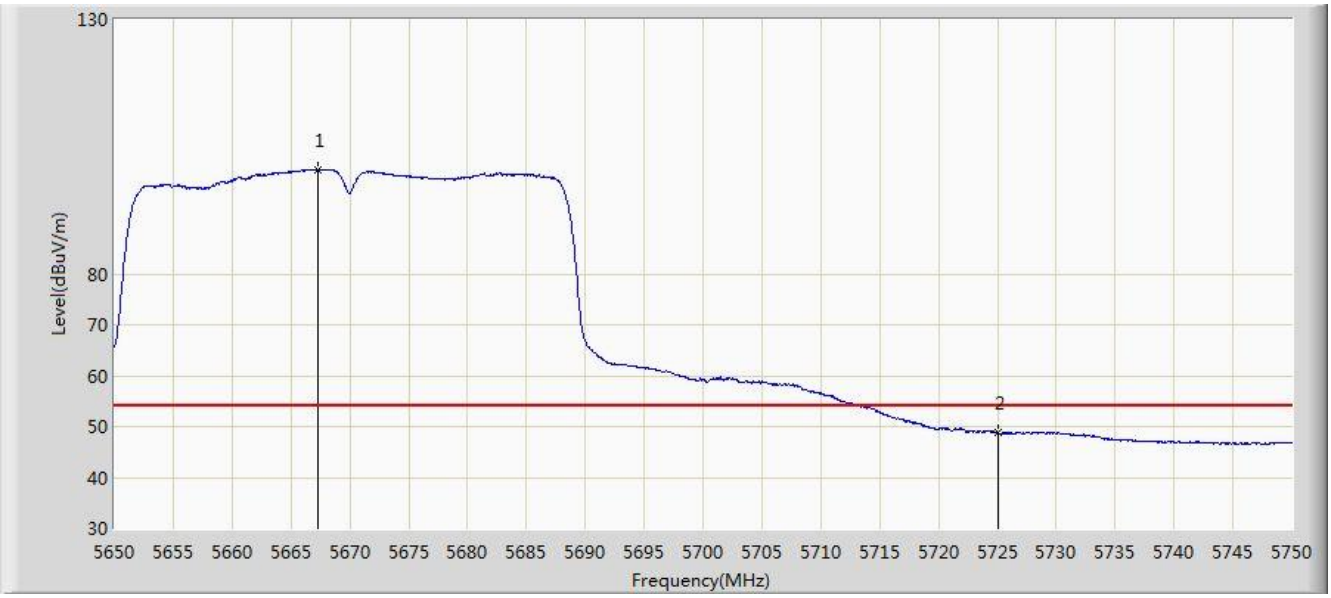

No	Flag	Mark	Frequency (MHz)	Measure Level (dBuV/m)	Reading Level (dBuV)	Over Limit (dB)	Limit (dBuV/m)	Factor (dB)	Type
1		*	5667.250	100.374	95.638	N/A	N/A	4.737	AV
2			5725.000	48.866	43.837	-5.134	54.000	5.029	AV

Note: Measure Level (dBµV/m) = Reading Level (dBµV) + Factor (dB)

Factor (dB) = Cable Loss (dB) + Antenna Factor (dB/m) - Pre_Amplifier Gain (dB)

Site: AC1	Time: 2017/10/17 - 23:05
Limit: FCC_Part15.209_RE(3m)	Engineer: Kevin Ker
Probe: BBHA9120D_1GHz_18GHz	Polarity: Vertical
EUT: ACCESS POINT	Power: AC 120V/60Hz
Test Mode: Transmit by 802.11n-HT40 at Channel 5670MHz Ant 0 + 1 (CDD Mode)	

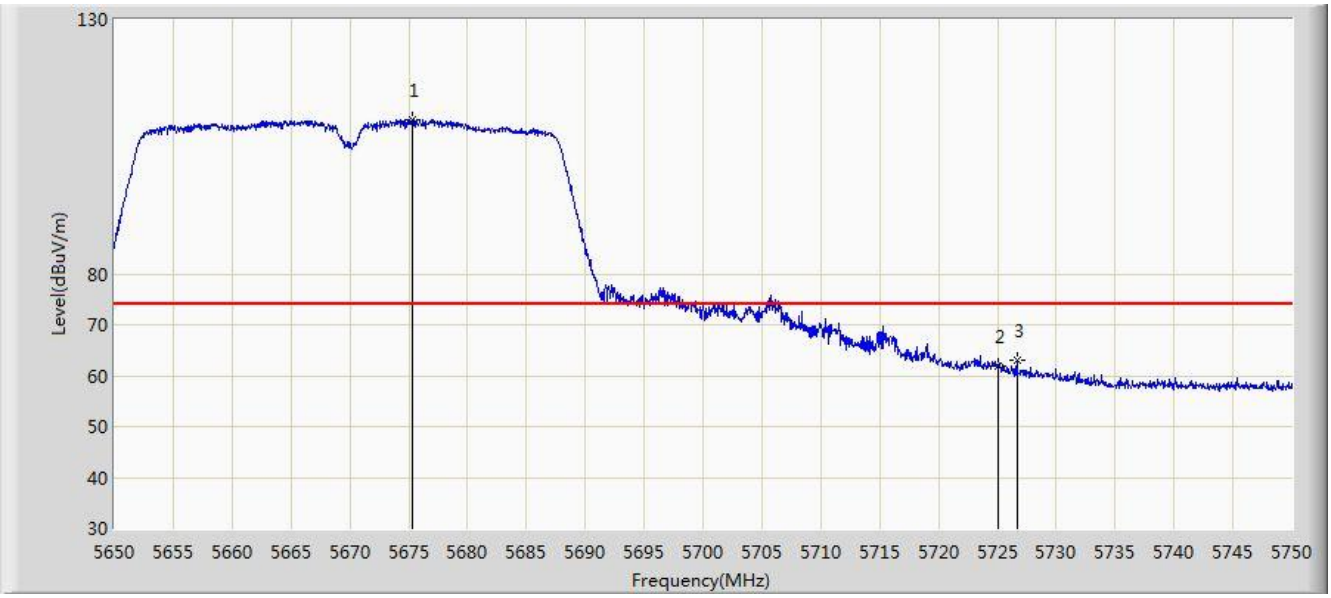

No	Flag	Mark	Frequency (MHz)	Measure Level (dBuV/m)	Reading Level (dBuV)	Over Limit (dB)	Limit (dBuV/m)	Factor (dB)	Type
1		*	5675.300	110.283	105.515	N/A	N/A	4.767	PK
2			5725.000	62.023	56.994	-11.977	74.000	5.029	PK
3			5726.650	62.921	57.881	-11.079	74.000	5.039	PK

Note: Measure Level (dBµV/m) = Reading Level (dBµV) + Factor (dB)

Factor (dB) = Cable Loss (dB) + Antenna Factor (dB/m) - Pre_Amplifier Gain (dB)

Site: AC1	Time: 2017/10/17 - 23:08
Limit: FCC_Part15.209_RE(3m)	Engineer: Kevin Ker
Probe: BBHA9120D_1GHz_18GHz	Polarity: Vertical
EUT: ACCESS POINT	Power: AC 120V/60Hz
Test Mode: Transmit by 802.11n-HT40 at Channel 5670MHz Ant 0 + 1 (CDD Mode)	

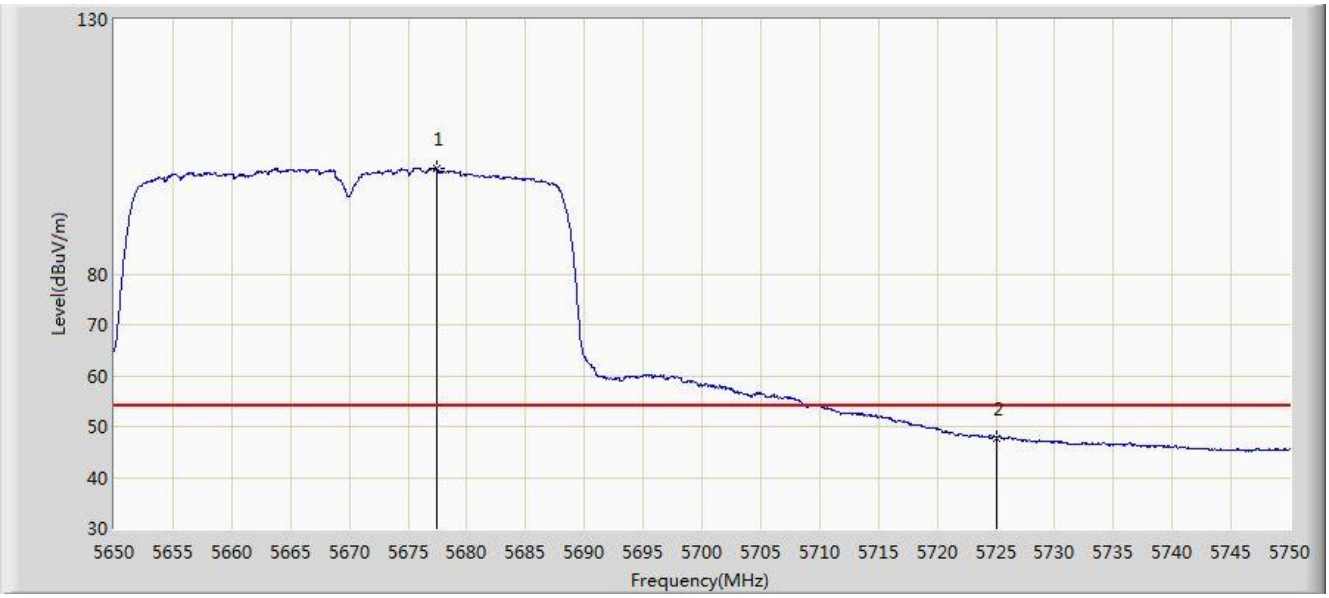

No	Flag	Mark	Frequency (MHz)	Measure Level (dBuV/m)	Reading Level (dBuV)	Over Limit (dB)	Limit (dBuV/m)	Factor (dB)	Type
1		*	5677.500	100.676	95.899	N/A	N/A	4.777	AV
2			5725.000	47.807	42.778	-6.193	54.000	5.029	AV

Note: Measure Level (dBµV/m) = Reading Level (dBµV) + Factor (dB)

Factor (dB) = Cable Loss (dB) + Antenna Factor (dB/m) - Pre_Amplifier Gain (dB)

Site: AC1	Time: 2017/10/17 - 23:31
Limit: FCC_Part15.209_RE(3m)	Engineer: Kevin Ker
Probe: BBHA9120D_1GHz_18GHz	Polarity: Horizontal
EUT: ACCESS POINT	Power: AC 120V/60Hz
Test Mode: Transmit by 802.11ac-VHT20 at Channel 5320MHz Ant 0 + 1 (CDD Mode)	

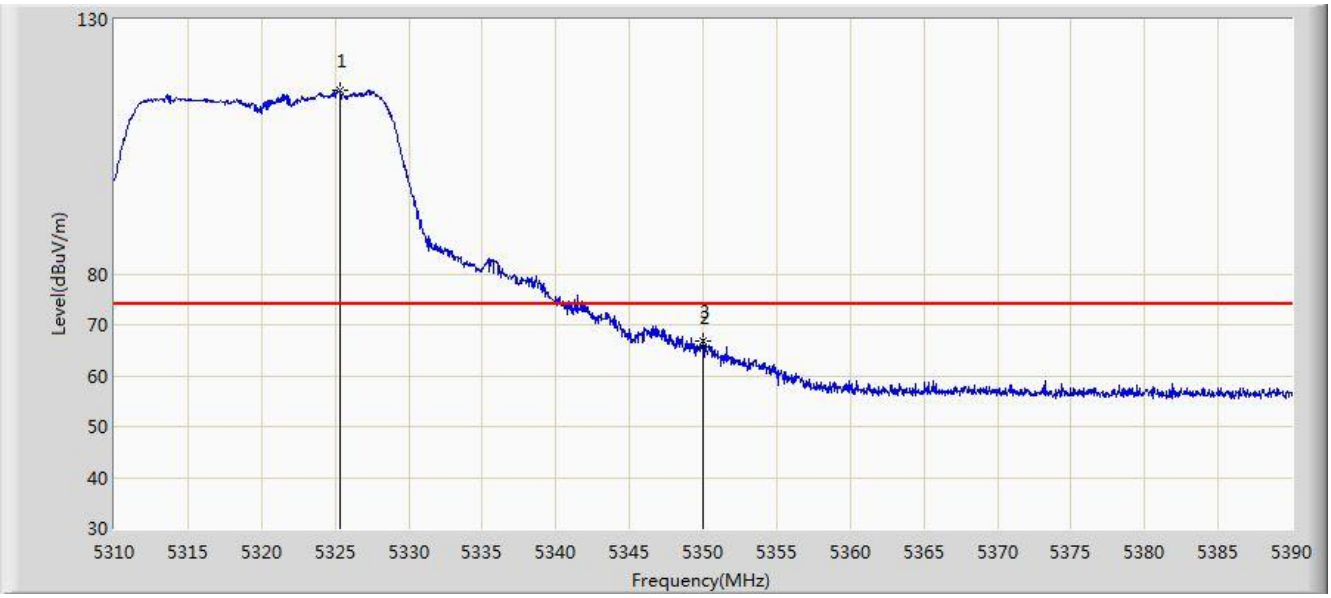

No	Flag	Mark	Frequency (MHz)	Measure Level (dBuV/m)	Reading Level (dBuV)	Over Limit (dB)	Limit (dBuV/m)	Factor (dB)	Type
1		*	5325.320	116.076	112.217	N/A	N/A	3.859	PK
2			5350.000	65.788	61.883	-8.212	74.000	3.904	PK
3			5350.040	66.723	62.818	-7.277	74.000	3.904	PK

Note: Measure Level (dBµV/m) = Reading Level (dBµV) + Factor (dB)

Factor (dB) = Cable Loss (dB) + Antenna Factor (dB/m) - Pre_Amplifier Gain (dB)

Site: AC1	Time: 2017/10/17 - 23:32
Limit: FCC_Part15.209_RE(3m)	Engineer: Kevin Ker
Probe: BBHA9120D_1GHz_18GHz	Polarity: Horizontal
EUT: ACCESS POINT	Power: AC 120V/60Hz
Test Mode: Transmit by 802.11ac-VHT20 at Channel 5320MHz Ant 0 + 1 (CDD Mode)	

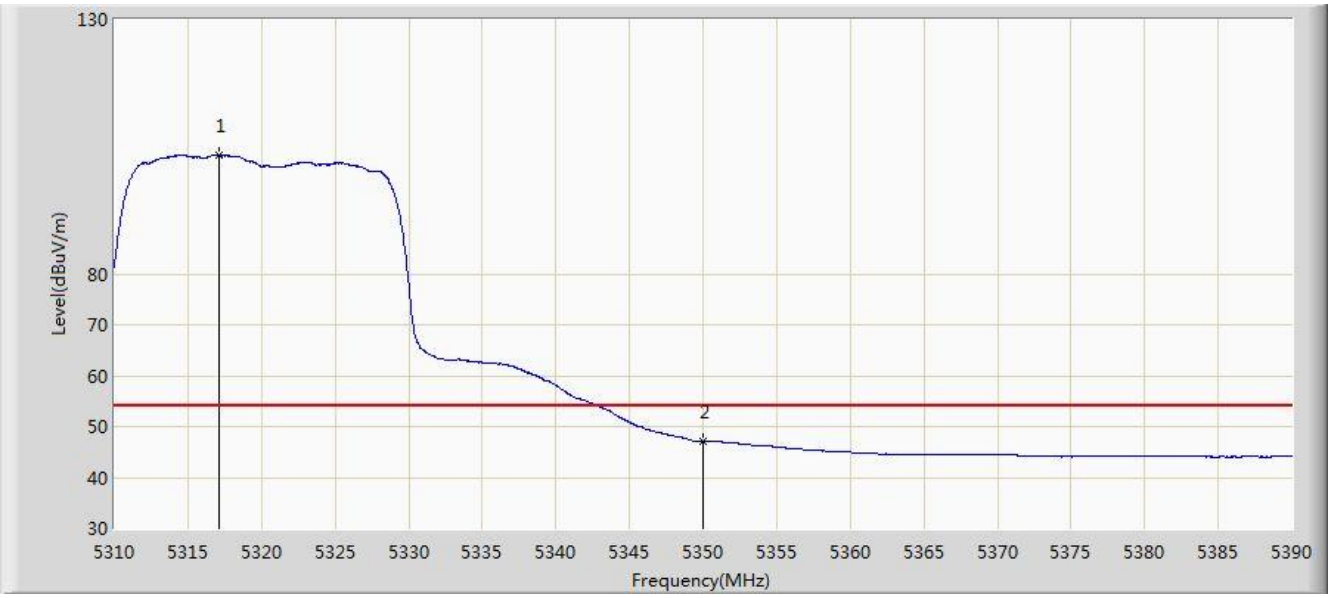

No	Flag	Mark	Frequency (MHz)	Measure Level (dBuV/m)	Reading Level (dBuV)	Over Limit (dB)	Limit (dBuV/m)	Factor (dB)	Type
1		*	5317.160	103.270	99.427	N/A	N/A	3.843	AV
2			5350.000	47.056	43.151	-6.944	54.000	3.904	AV

Note: Measure Level (dBµV/m) = Reading Level (dBµV) + Factor (dB)

Factor (dB) = Cable Loss (dB) + Antenna Factor (dB/m) - Pre_Amplifier Gain (dB)

Site: AC1	Time: 2017/10/17 - 23:33
Limit: FCC_Part15.209_RE(3m)	Engineer: Kevin Ker
Probe: BBHA9120D_1GHz_18GHz	Polarity: Vertical
EUT: ACCESS POINT	Power: AC 120V/60Hz
Test Mode: Transmit by 802.11ac-VHT20 at Channel 5320MHz Ant 0 + 1 (CDD Mode)	

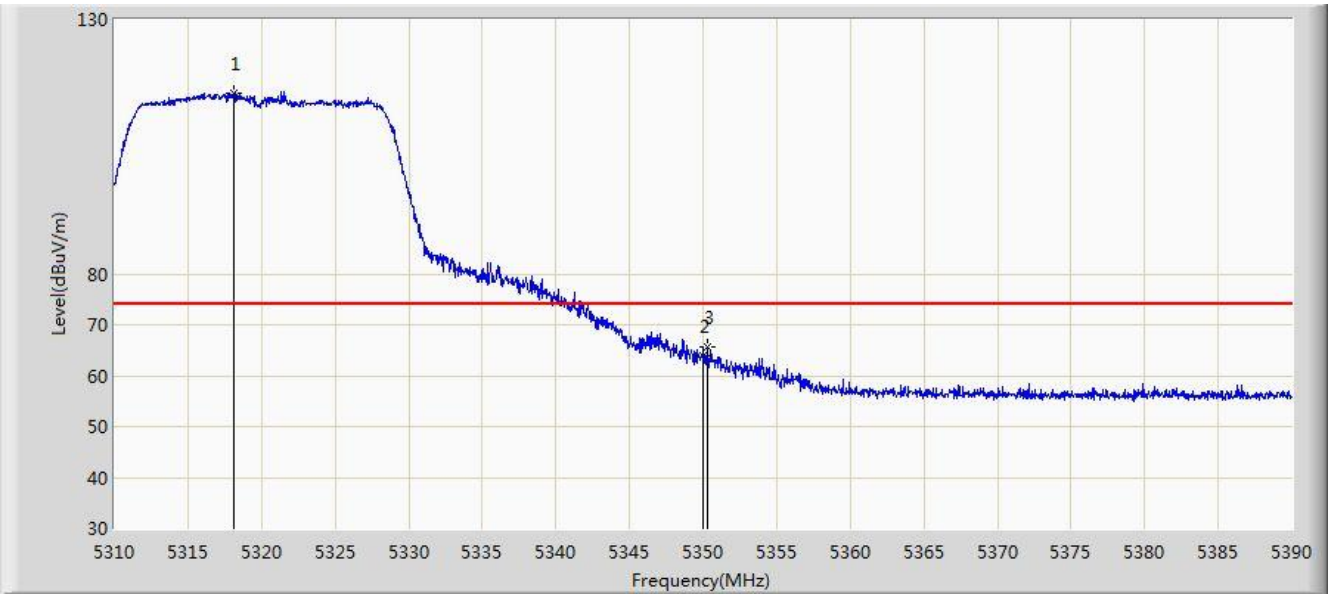

No	Flag	Mark	Frequency (MHz)	Measure Level (dBuV/m)	Reading Level (dBuV)	Over Limit (dB)	Limit (dBuV/m)	Factor (dB)	Type
1		*	5318.080	115.608	111.763	N/A	N/A	3.845	PK
2			5350.000	63.992	60.087	-10.008	74.000	3.904	PK
3			5350.280	65.567	61.662	-8.433	74.000	3.906	PK

Note: Measure Level (dBµV/m) = Reading Level (dBµV) + Factor (dB)

Factor (dB) = Cable Loss (dB) + Antenna Factor (dB/m) - Pre_Amplifier Gain (dB)

Site: AC1	Time: 2017/10/17 - 23:34
Limit: FCC_Part15.209_RE(3m)	Engineer: Kevin Ker
Probe: BBHA9120D_1GHz_18GHz	Polarity: Vertical
EUT: ACCESS POINT	Power: AC 120V/60Hz
Test Mode: Transmit by 802.11ac-VHT20 at Channel 5320MHz Ant 0 + 1 (CDD Mode)	

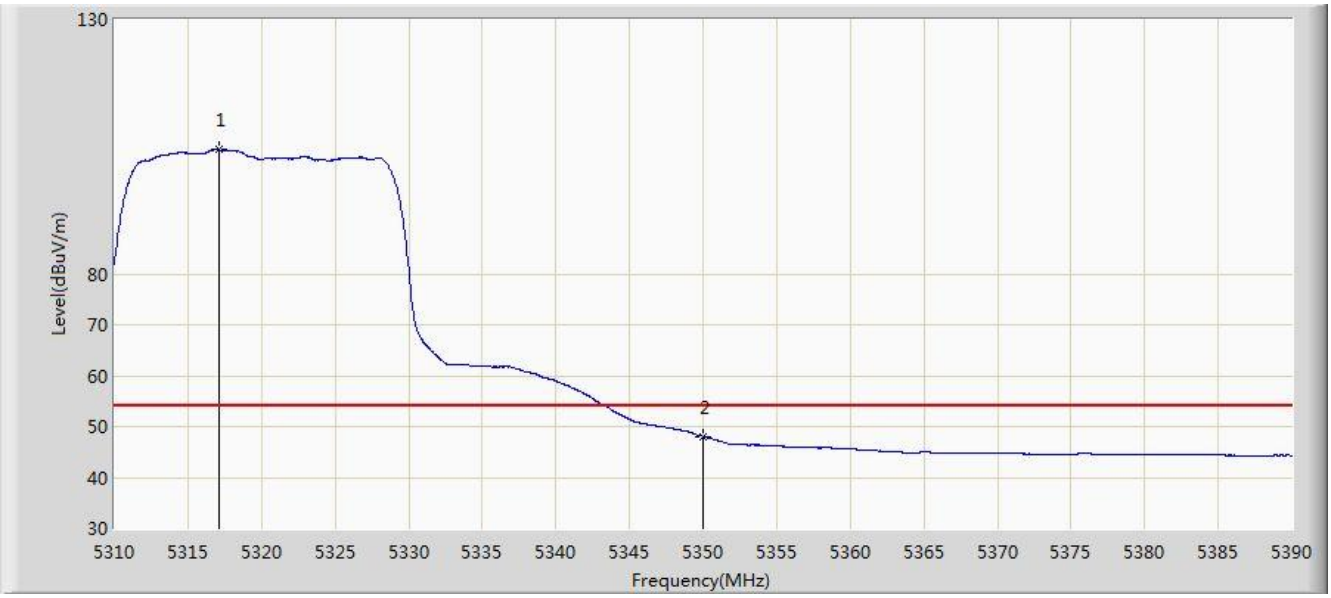

No	Flag	Mark	Frequency (MHz)	Measure Level (dBuV/m)	Reading Level (dBuV)	Over Limit (dB)	Limit (dBuV/m)	Factor (dB)	Type
1		*	5317.080	104.413	100.570	N/A	N/A	3.842	AV
2			5350.000	48.066	44.161	-5.934	54.000	3.904	AV

Note: Measure Level (dBµV/m) = Reading Level (dBµV) + Factor (dB)

Factor (dB) = Cable Loss (dB) + Antenna Factor (dB/m) - Pre_Amplifier Gain (dB)

Site: AC1	Time: 2017/10/17 - 23:35
Limit: FCC_Part15.209_RE(3m)	Engineer: Kevin Ker
Probe: BBHA9120D_1GHz_18GHz	Polarity: Horizontal
EUT: ACCESS POINT	Power: AC 120V/60Hz
Test Mode: Transmit by 802.11ac-VHT20 at Channel 5500MHz Ant 0 + 1 (CDD Mode)	

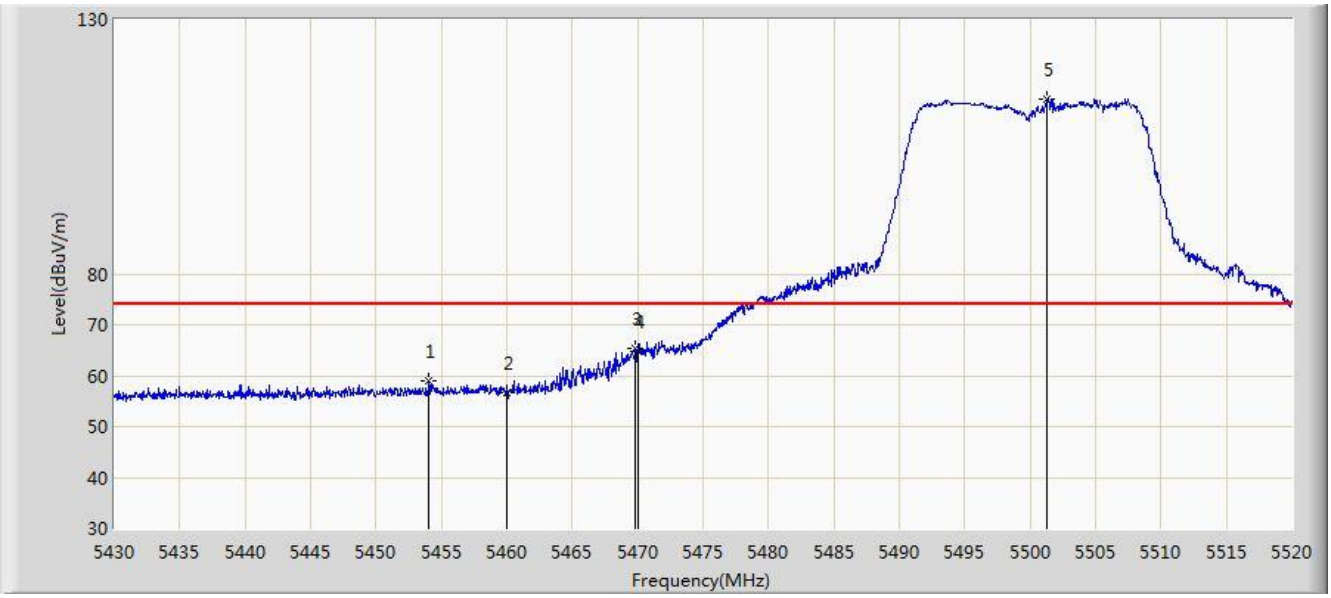

No	Flag	Mark	Frequency (MHz)	Measure Level (dBuV/m)	Reading Level (dBuV)	Over Limit (dB)	Limit (dBuV/m)	Factor (dB)	Type
1			5454.075	59.018	54.850	-14.982	74.000	4.168	PK
2			5460.000	56.729	52.549	-17.271	74.000	4.180	PK
3			5469.825	65.255	61.053	-2.945	68.200	4.202	PK
4			5470.000	64.816	60.614	-3.384	68.200	4.202	PK
5		*	5501.280	114.431	110.155	N/A	N/A	4.275	PK

Note: Measure Level (dBμV/m) = Reading Level (dBμV) + Factor (dB)

Factor (dB) = Cable Loss (dB) + Antenna Factor (dB/m) - Pre_Amplifier Gain (dB)

Site: AC1	Time: 2017/10/17 - 23:37
Limit: FCC_Part15.209_RE(3m)	Engineer: Kevin Ker
Probe: BBHA9120D_1GHz_18GHz	Polarity: Horizontal
EUT: ACCESS POINT	Power: AC 120V/60Hz
Test Mode: Transmit by 802.11ac-VHT20 at Channel 5500MHz Ant 0 + 1 (CDD Mode)	

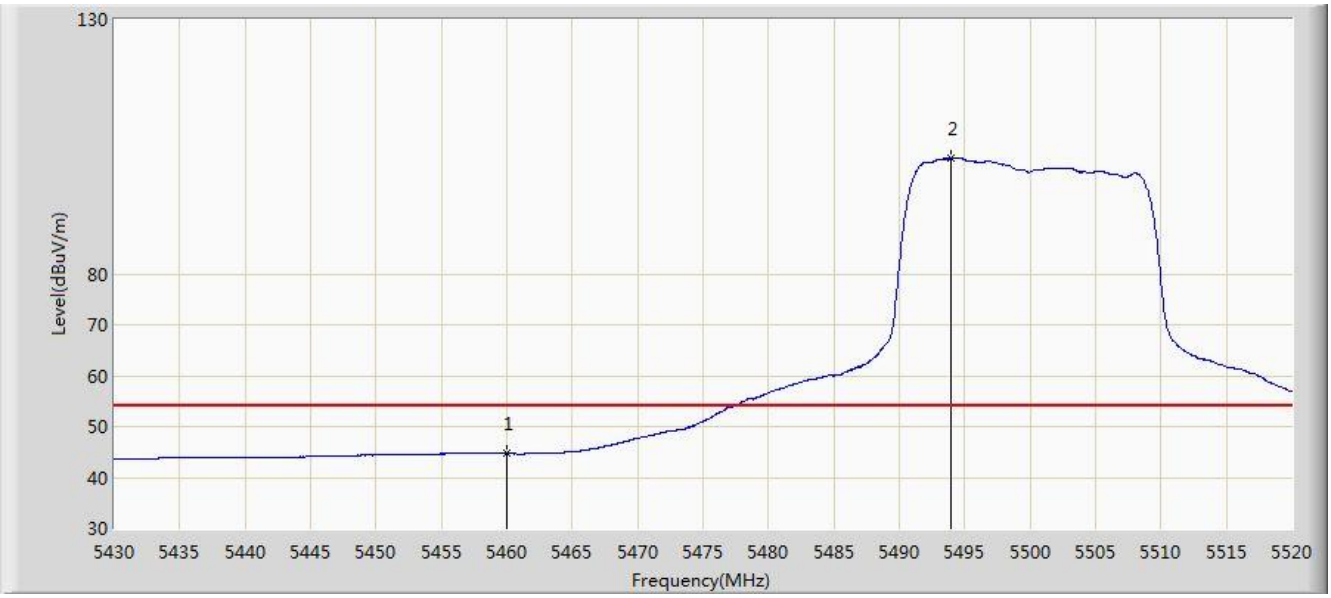

No	Flag	Mark	Frequency (MHz)	Measure Level (dBuV/m)	Reading Level (dBuV)	Over Limit (dB)	Limit (dBuV/m)	Factor (dB)	Type
1			5460.000	44.694	40.514	-9.306	54.000	4.180	AV
2		*	5493.900	102.616	98.359	N/A	N/A	4.257	AV

Note: Measure Level (dBµV/m) = Reading Level (dBµV) + Factor (dB)

Factor (dB) = Cable Loss (dB) + Antenna Factor (dB/m) - Pre_Amplifier Gain (dB)

Site: AC1	Time: 2017/10/17 - 23:38
Limit: FCC_Part15.209_RE(3m)	Engineer: Kevin Ker
Probe: BBHA9120D_1GHz_18GHz	Polarity: Vertical
EUT: ACCESS POINT	Power: AC 120V/60Hz
Test Mode: Transmit by 802.11ac-VHT20 at Channel 5500MHz Ant 0 + 1 (CDD Mode)	

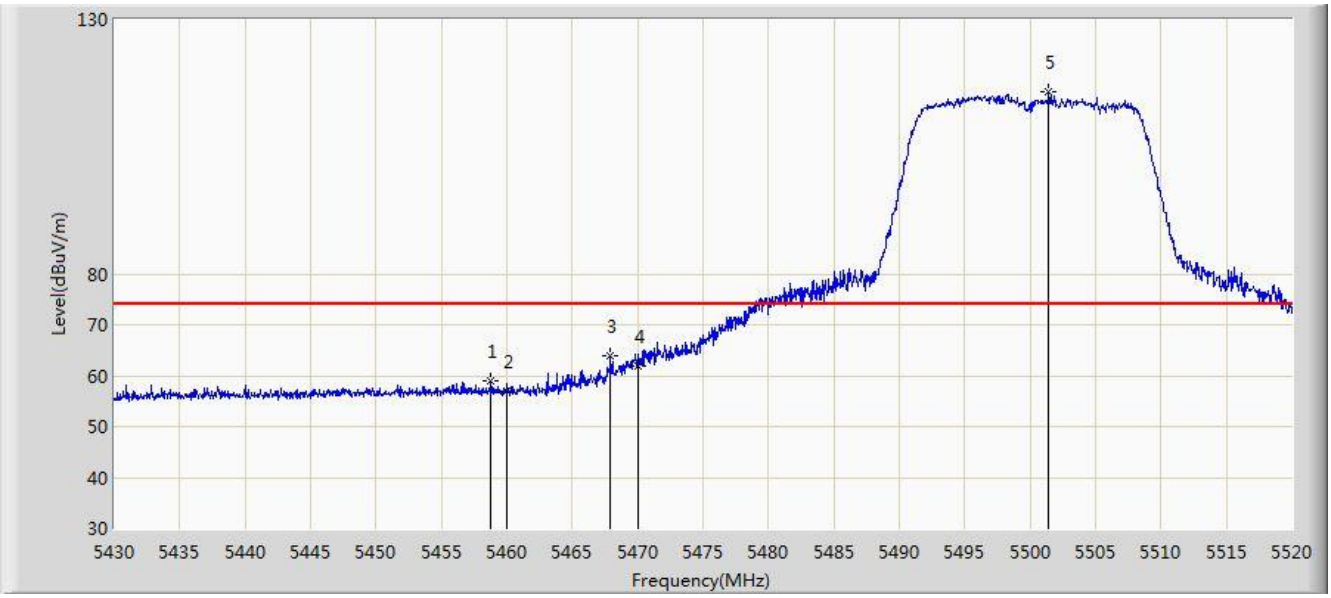

No	Flag	Mark	Frequency (MHz)	Measure Level (dBuV/m)	Reading Level (dBuV)	Over Limit (dB)	Limit (dBuV/m)	Factor (dB)	Type
1			5458.755	58.850	54.672	-15.150	74.000	4.178	PK
2			5460.000	56.828	52.648	-17.172	74.000	4.180	PK
3			5467.890	63.890	59.692	-4.310	68.200	4.198	PK
4			5470.000	61.994	57.792	-6.206	68.200	4.202	PK
5		*	5501.415	115.842	111.566	N/A	N/A	4.276	PK

Note: Measure Level (dBμV/m) = Reading Level (dBμV) + Factor (dB)

Factor (dB) = Cable Loss (dB) + Antenna Factor (dB/m) - Pre_Amplifier Gain (dB)

Site: AC1	Time: 2017/10/17 - 23:39
Limit: FCC_Part15.209_RE(3m)	Engineer: Kevin Ker
Probe: BBHA9120D_1GHz_18GHz	Polarity: Vertical
EUT: ACCESS POINT	Power: AC 120V/60Hz
Test Mode: Transmit by 802.11ac-VHT20 at Channel 5500MHz Ant 0 + 1 (CDD Mode)	

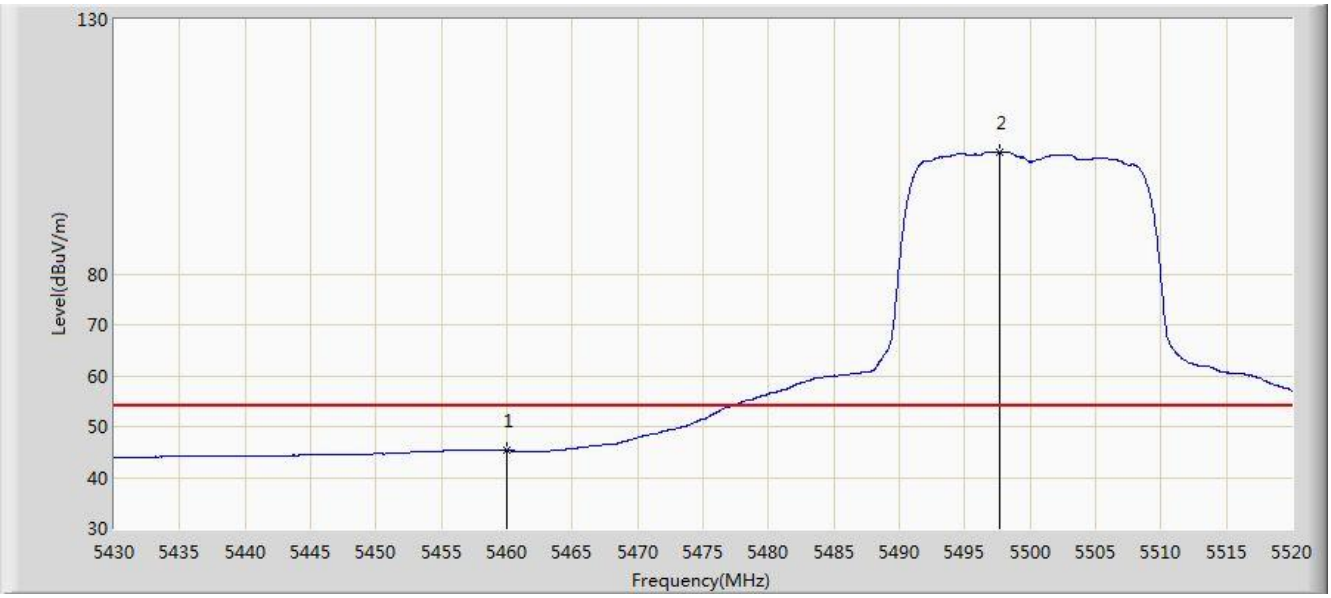

No	Flag	Mark	Frequency (MHz)	Measure Level (dBuV/m)	Reading Level (dBuV)	Over Limit (dB)	Limit (dBuV/m)	Factor (dB)	Type
1			5460.000	45.242	41.062	-8.758	54.000	4.180	AV
2		*	5497.680	103.894	99.629	N/A	N/A	4.265	AV

Note: Measure Level (dBµV/m) = Reading Level (dBµV) + Factor (dB)

Factor (dB) = Cable Loss (dB) + Antenna Factor (dB/m) - Pre_Amplifier Gain (dB)

Site: AC1	Time: 2017/10/17 - 23:41
Limit: FCC_Part15.209_RE(3m)	Engineer: Kevin Ker
Probe: BBHA9120D_1GHz_18GHz	Polarity: Horizontal
EUT: ACCESS POINT	Power: AC 120V/60Hz
Test Mode: Transmit by 802.11ac-VHT20 at Channel 5700MHz Ant 0 + 1 (CDD Mode)	

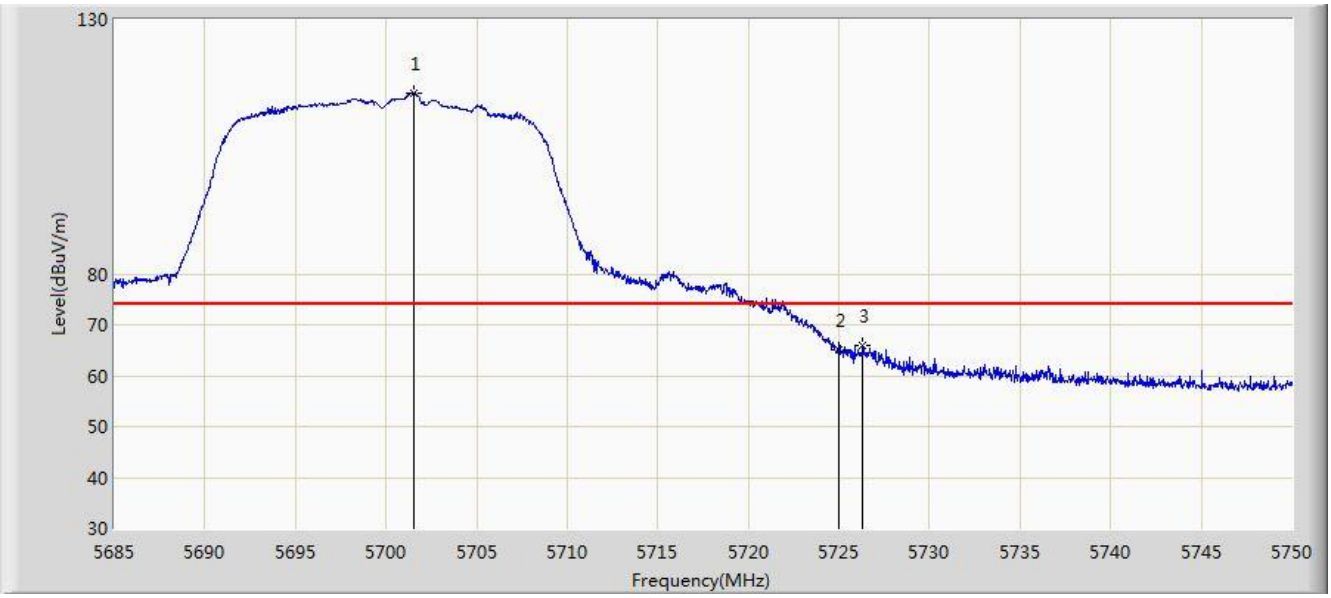

No	Flag	Mark	Frequency (MHz)	Measure Level (dBuV/m)	Reading Level (dBuV)	Over Limit (dB)	Limit (dBuV/m)	Factor (dB)	Type
1		*	5701.542	115.381	110.495	N/A	N/A	4.886	PK
2			5725.000	65.156	60.127	-8.844	74.000	5.029	PK
3			5726.308	65.957	60.920	-8.043	74.000	5.037	PK

Note: Measure Level (dBµV/m) = Reading Level (dBµV) + Factor (dB)

Factor (dB) = Cable Loss (dB) + Antenna Factor (dB/m) - Pre_Amplifier Gain (dB)

Site: AC1	Time: 2017/10/17 - 23:42
Limit: FCC_Part15.209_RE(3m)	Engineer: Kevin Ker
Probe: BBHA9120D_1GHz_18GHz	Polarity: Horizontal
EUT: ACCESS POINT	Power: AC 120V/60Hz
Test Mode: Transmit by 802.11ac-VHT20 at Channel 5700MHz Ant 0 + 1 (CDD Mode)	

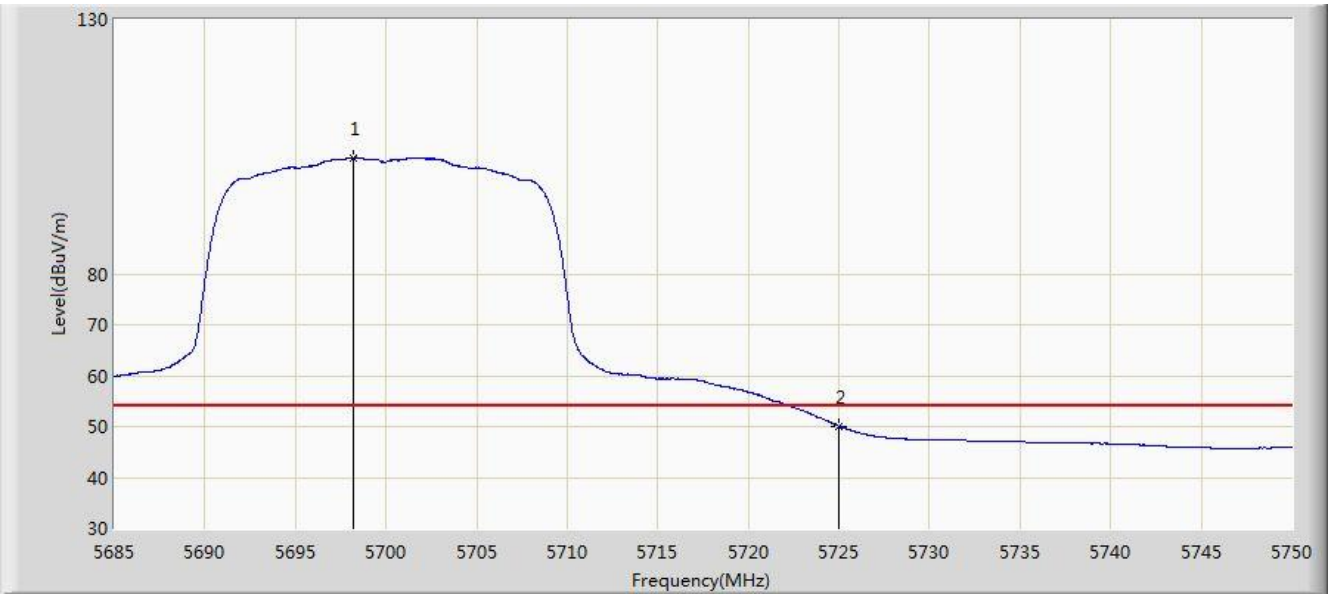

No	Flag	Mark	Frequency (MHz)	Measure Level (dBuV/m)	Reading Level (dBuV)	Over Limit (dB)	Limit (dBuV/m)	Factor (dB)	Type
1		*	5698.195	102.827	97.958	N/A	N/A	4.868	AV
2			5725.000	50.130	45.101	-3.870	54.000	5.029	AV

Note: Measure Level (dBµV/m) = Reading Level (dBµV) + Factor (dB)

Factor (dB) = Cable Loss (dB) + Antenna Factor (dB/m) - Pre_Amplifier Gain (dB)

Site: AC1	Time: 2017/10/17 - 23:43
Limit: FCC_Part15.209_RE(3m)	Engineer: Kevin Ker
Probe: BBHA9120D_1GHz_18GHz	Polarity: Vertical
EUT: ACCESS POINT	Power: AC 120V/60Hz
Test Mode: Transmit by 802.11ac-VHT20 at Channel 5700MHz Ant 0 + 1 (CDD Mode)	

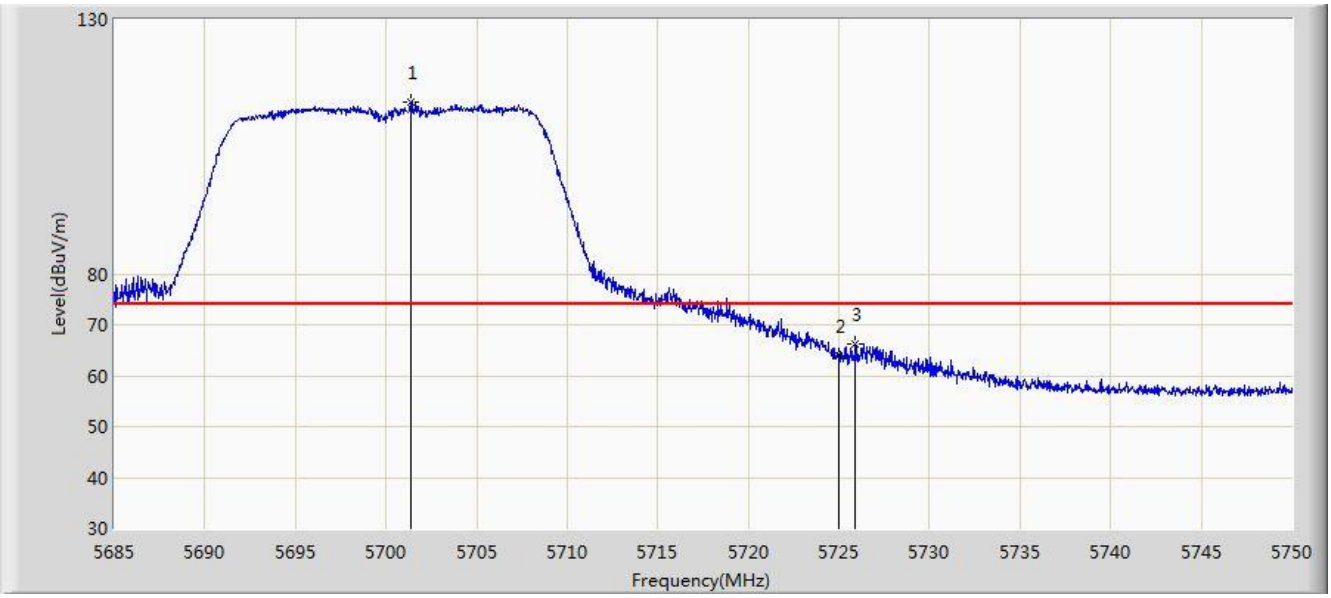

No	Flag	Mark	Frequency (MHz)	Measure Level (dBuV/m)	Reading Level (dBuV)	Over Limit (dB)	Limit (dBuV/m)	Factor (dB)	Type
1		*	5701.380	113.883	108.997	N/A	N/A	4.886	PK
2			5725.000	63.801	58.772	-10.199	74.000	5.029	PK
3			5725.885	66.348	61.313	-7.652	74.000	5.036	PK

Note: Measure Level (dBµV/m) = Reading Level (dBµV) + Factor (dB)

Factor (dB) = Cable Loss (dB) + Antenna Factor (dB/m) - Pre_Amplifier Gain (dB)

Site: AC1	Time: 2017/10/17 - 23:44
Limit: FCC_Part15.209_RE(3m)	Engineer: Kevin Ker
Probe: BBHA9120D_1GHz_18GHz	Polarity: Vertical
EUT: ACCESS POINT	Power: AC 120V/60Hz
Test Mode: Transmit by 802.11ac-VHT20 at Channel 5700MHz Ant 0 + 1 (CDD Mode)	

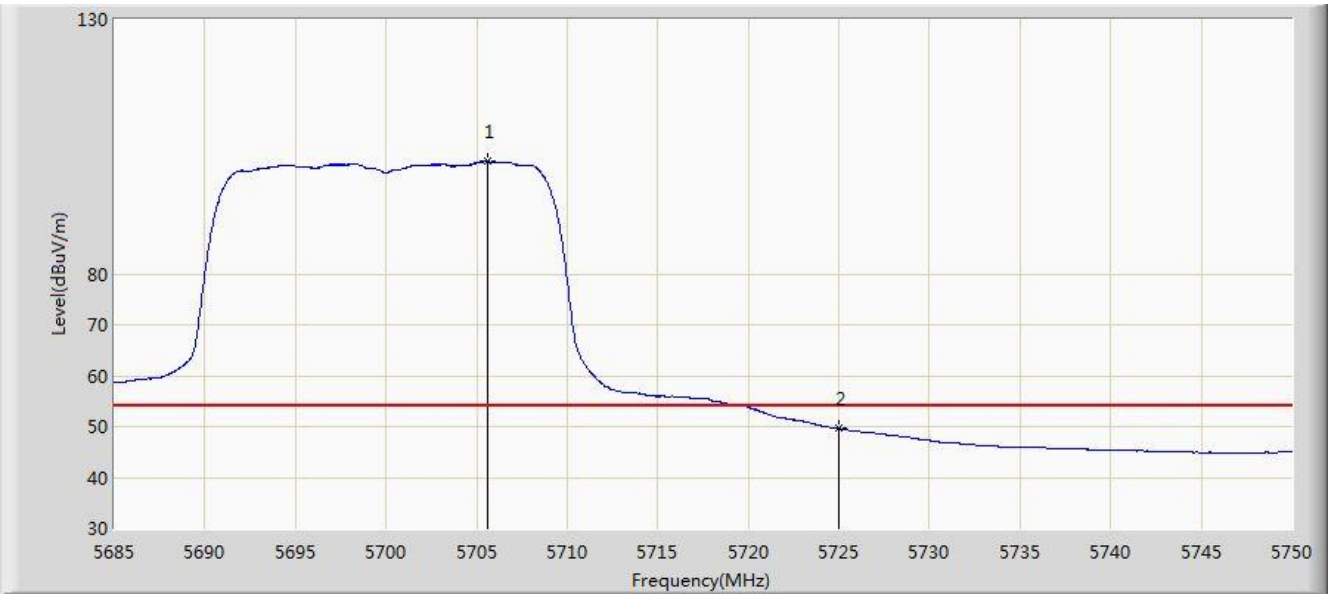

No	Flag	Mark	Frequency (MHz)	Measure Level (dBuV/m)	Reading Level (dBuV)	Over Limit (dB)	Limit (dBuV/m)	Factor (dB)	Type
1		*	5705.572	102.051	97.143	N/A	N/A	4.909	AV
2			5725.000	49.598	44.569	-4.402	54.000	5.029	AV

Note: Measure Level (dBµV/m) = Reading Level (dBµV) + Factor (dB)

Factor (dB) = Cable Loss (dB) + Antenna Factor (dB/m) - Pre_Amplifier Gain (dB)

Site: AC1	Time: 2017/10/18 - 00:07
Limit: FCC_Part15.209_RE(3m)	Engineer: Kevin Ker
Probe: BBHA9120D_1GHz_18GHz	Polarity: Horizontal
EUT: ACCESS POINT	Power: AC 120V/60Hz
Test Mode: Transmit by 802.11ac-VHT40 at Channel 5310MHz Ant 0 + 1 (CDD Mode)	

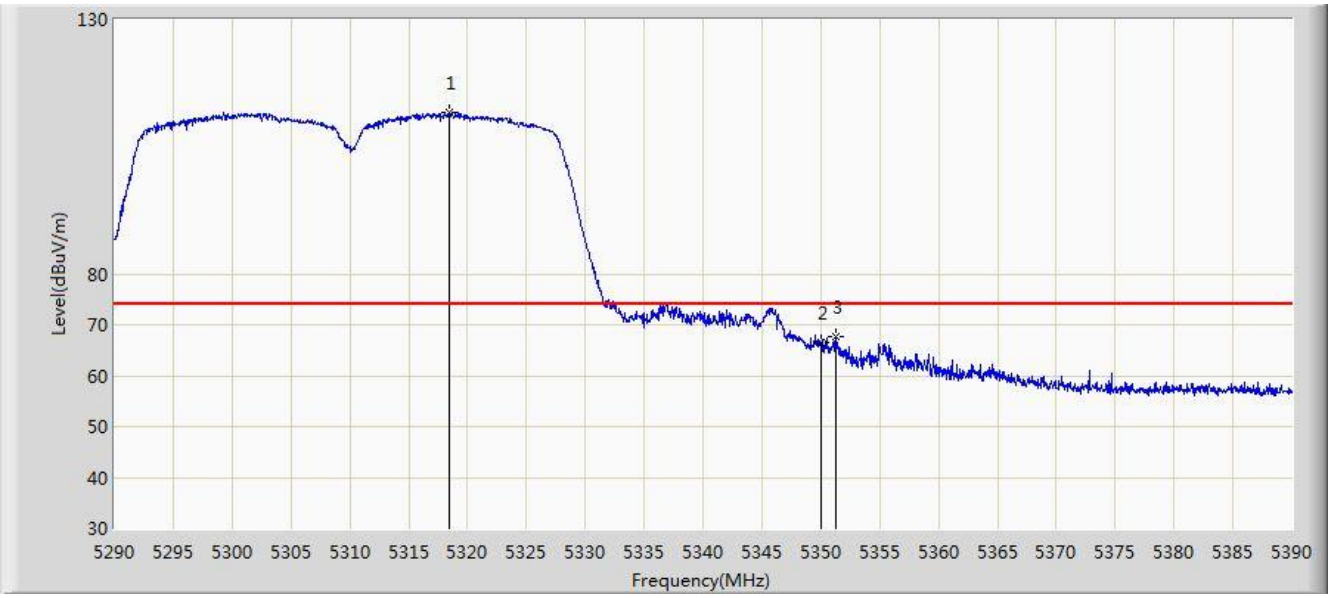

No	Flag	Mark	Frequency (MHz)	Measure Level (dBuV/m)	Reading Level (dBuV)	Over Limit (dB)	Limit (dBuV/m)	Factor (dB)	Type
1		*	5318.500	111.796	107.950	N/A	N/A	3.846	PK
2			5350.000	66.637	62.732	-7.363	74.000	3.904	PK
3			5351.250	67.664	63.757	-6.336	74.000	3.907	PK

Note: Measure Level (dBµV/m) = Reading Level (dBµV) + Factor (dB)

Factor (dB) = Cable Loss (dB) + Antenna Factor (dB/m) - Pre_Amplifier Gain (dB)

Site: AC1	Time: 2017/10/18 - 00:08
Limit: FCC_Part15.209_RE(3m)	Engineer: Kevin Ker
Probe: BBHA9120D_1GHz_18GHz	Polarity: Horizontal
EUT: ACCESS POINT	Power: AC 120V/60Hz
Test Mode: Transmit by 802.11ac-VHT40 at Channel 5310MHz Ant 0 + 1 (CDD Mode)	

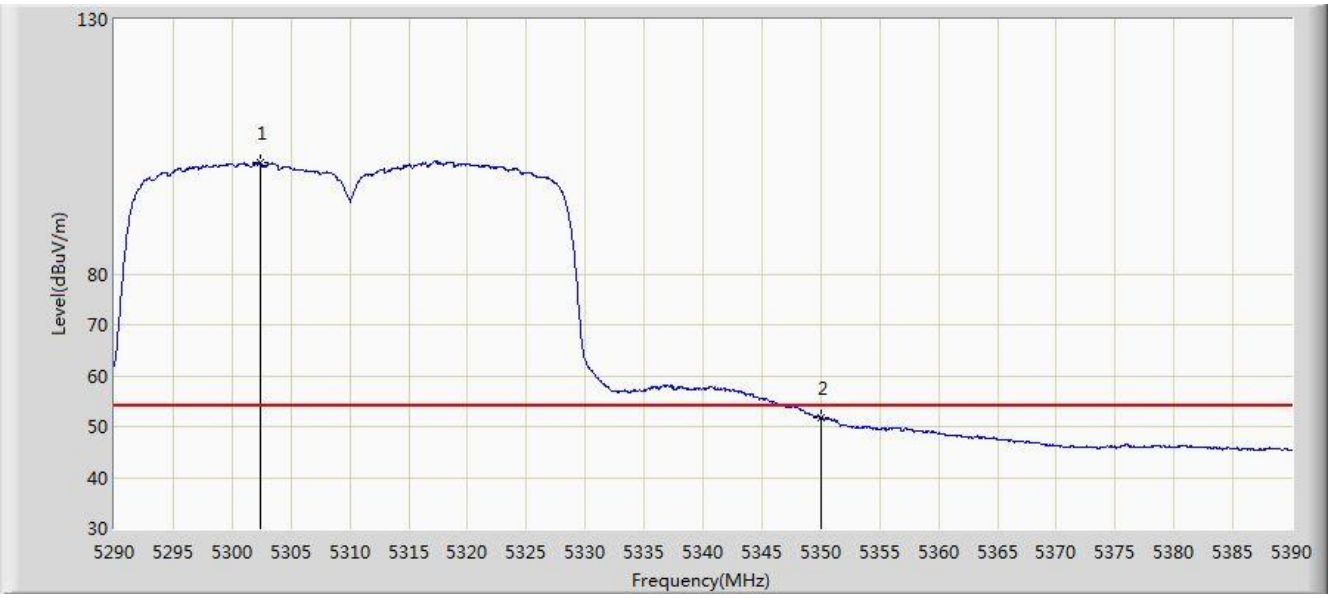

No	Flag	Mark	Frequency (MHz)	Measure Level (dBuV/m)	Reading Level (dBuV)	Over Limit (dB)	Limit (dBuV/m)	Factor (dB)	Type
1		*	5302.350	101.899	98.084	N/A	N/A	3.815	AV
2			5350.000	51.749	47.844	-2.251	54.000	3.904	AV

Note: Measure Level (dBµV/m) = Reading Level (dBµV) + Factor (dB)

Factor (dB) = Cable Loss (dB) + Antenna Factor (dB/m) - Pre_Amplifier Gain (dB)

Site: AC1	Time: 2017/10/18 - 00:06
Limit: FCC_Part15.209_RE(3m)	Engineer: Kevin Ker
Probe: BBHA9120D_1GHz_18GHz	Polarity: Vertical
EUT: ACCESS POINT	Power: AC 120V/60Hz
Test Mode: Transmit by 802.11ac-VHT40 at Channel 5310MHz Ant 0 + 1 (CDD Mode)	

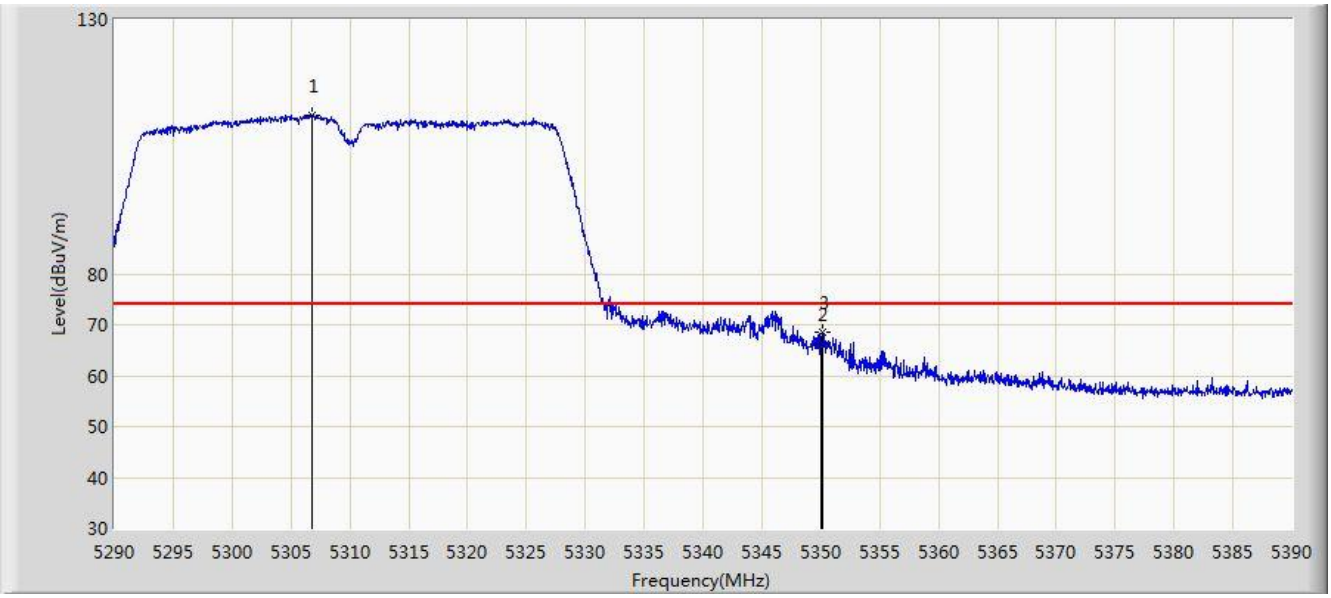

No	Flag	Mark	Frequency (MHz)	Measure Level (dBuV/m)	Reading Level (dBuV)	Over Limit (dB)	Limit (dBuV/m)	Factor (dB)	Type
1		*	5306.800	111.225	107.401	N/A	N/A	3.824	PK
2			5350.000	66.159	62.254	-7.841	74.000	3.904	PK
3			5350.100	68.582	64.677	-5.418	74.000	3.905	PK

Note: Measure Level (dBµV/m) = Reading Level (dBµV) + Factor (dB)

Factor (dB) = Cable Loss (dB) + Antenna Factor (dB/m) - Pre_Amplifier Gain (dB)

Site: AC1	Time: 2017/10/18 - 00:04
Limit: FCC_Part15.209_RE(3m)	Engineer: Kevin Ker
Probe: BBHA9120D_1GHz_18GHz	Polarity: Vertical
EUT: ACCESS POINT	Power: AC 120V/60Hz
Test Mode: Transmit by 802.11ac-VHT40 at Channel 5310MHz Ant 0 + 1 (CDD Mode)	

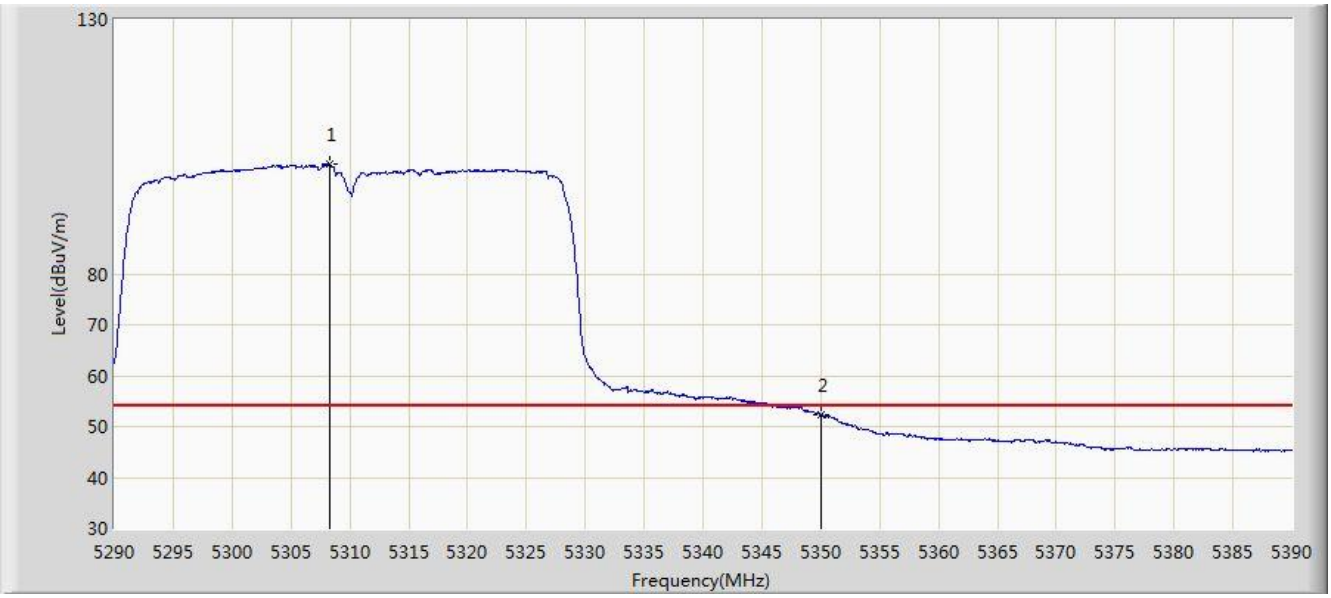

No	Flag	Mark	Frequency (MHz)	Measure Level (dBuV/m)	Reading Level (dBuV)	Over Limit (dB)	Limit (dBuV/m)	Factor (dB)	Type
1		*	5308.300	101.558	97.731	N/A	N/A	3.827	AV
2			5350.000	52.294	48.389	-1.706	54.000	3.904	AV

Note: Measure Level (dBµV/m) = Reading Level (dBµV) + Factor (dB)

Factor (dB) = Cable Loss (dB) + Antenna Factor (dB/m) - Pre_Amplifier Gain (dB)

Site: AC1	Time: 2017/10/18 - 00:10
Limit: FCC_Part15.209_RE(3m)	Engineer: Kevin Ker
Probe: BBHA9120D_1GHz_18GHz	Polarity: Horizontal
EUT: ACCESS POINT	Power: AC 120V/60Hz
Test Mode: Transmit by 802.11ac-VHT40 at Channel 5510MHz Ant 0 + 1 (CDD Mode)	

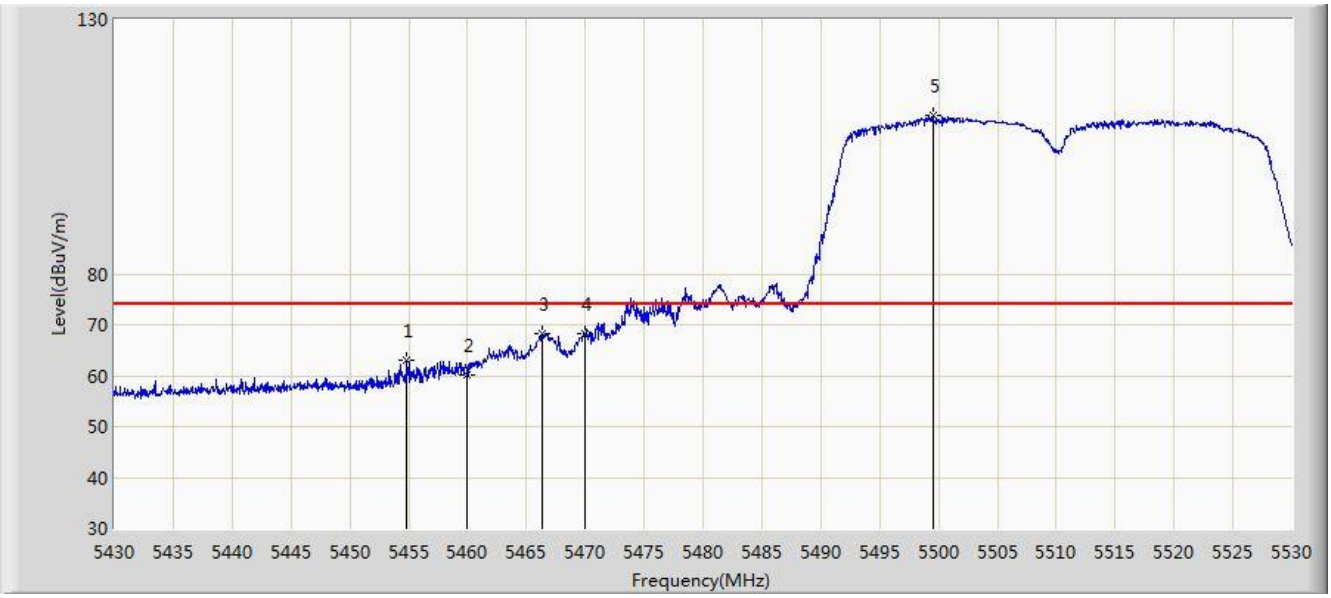

No	Flag	Mark	Frequency (MHz)	Measure Level (dBuV/m)	Reading Level (dBuV)	Over Limit (dB)	Limit (dBuV/m)	Factor (dB)	Type
1			5454.850	62.958	58.789	-11.042	74.000	4.170	PK
2			5460.000	60.152	55.972	-13.848	74.000	4.180	PK
3			5466.350	68.360	64.166	-5.640	74.000	4.194	PK
4			5470.000	68.142	63.940	-5.858	74.000	4.202	PK
5		*	5499.550	111.076	106.805	N/A	N/A	4.271	PK

Note: Measure Level (dBμV/m) = Reading Level (dBμV) + Factor (dB)

Factor (dB) = Cable Loss (dB) + Antenna Factor (dB/m) - Pre_Amplifier Gain (dB)

Site: AC1	Time: 2017/10/18 - 00:12
Limit: FCC_Part15.209_RE(3m)	Engineer: Kevin Ker
Probe: BBHA9120D_1GHz_18GHz	Polarity: Horizontal
EUT: ACCESS POINT	Power: AC 120V/60Hz
Test Mode: Transmit by 802.11ac-VHT40 at Channel 5510MHz Ant 0 + 1 (CDD Mode)	

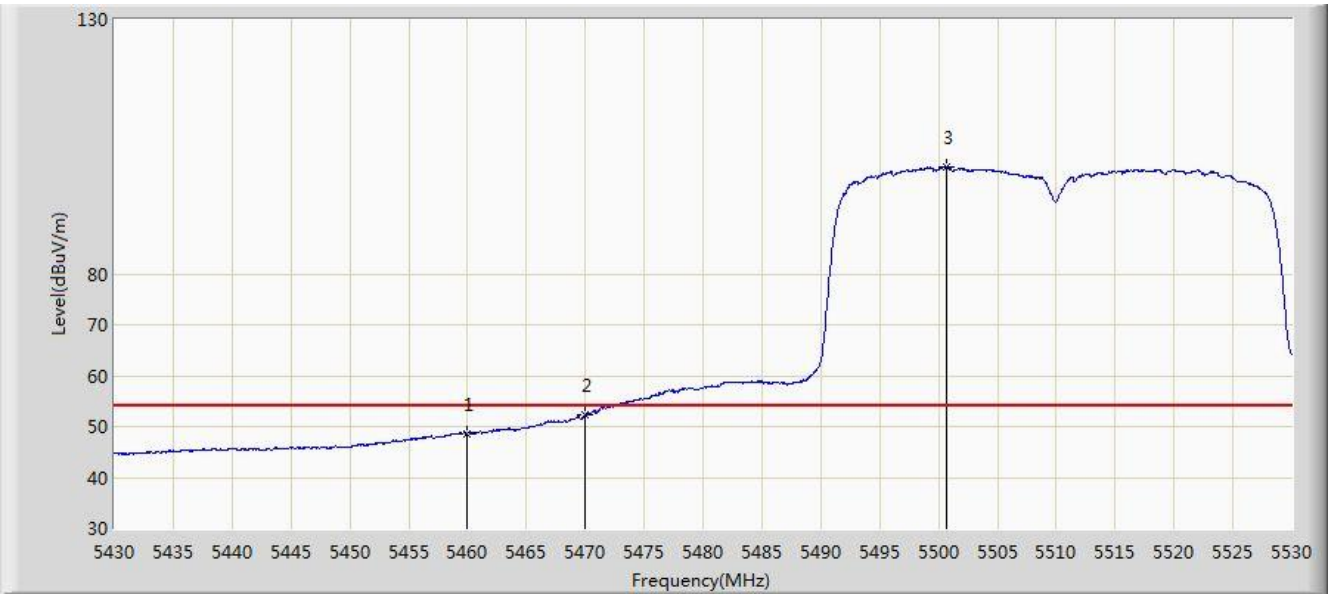

No	Flag	Mark	Frequency (MHz)	Measure Level (dBuV/m)	Reading Level (dBuV)	Over Limit (dB)	Limit (dBuV/m)	Factor (dB)	Type
1			5460.000	48.642	44.462	-5.358	54.000	4.180	AV
2			5470.000	52.181	47.979	-1.819	54.000	4.202	AV
3		*	5500.700	100.989	96.715	N/A	N/A	4.274	AV

Note: Measure Level (dBµV/m) = Reading Level (dBµV) + Factor (dB)

Factor (dB) = Cable Loss (dB) + Antenna Factor (dB/m) - Pre_Amplifier Gain (dB)

Site: AC1	Time: 2017/10/18 - 00:16
Limit: FCC_Part15.209_RE(3m)	Engineer: Kevin Ker
Probe: BBHA9120D_1GHz_18GHz	Polarity: Vertical
EUT: ACCESS POINT	Power: AC 120V/60Hz
Test Mode: Transmit by 802.11ac-VHT40 at Channel 5510MHz Ant 0 + 1 (CDD Mode)	

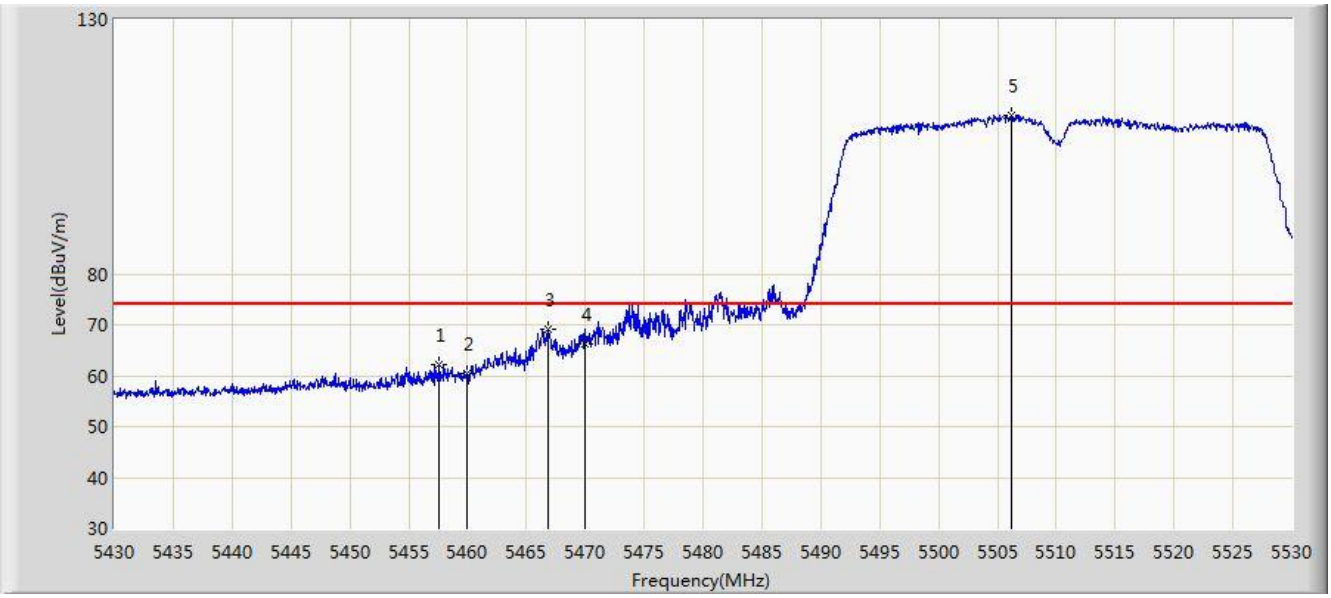

No	Flag	Mark	Frequency (MHz)	Measure Level (dBuV/m)	Reading Level (dBuV)	Over Limit (dB)	Limit (dBuV/m)	Factor (dB)	Type
1			5457.550	62.058	57.883	-11.942	74.000	4.176	PK
2			5460.000	60.425	56.245	-13.575	74.000	4.180	PK
3			5466.900	69.047	64.852	-4.953	74.000	4.196	PK
4			5470.000	66.243	62.041	-7.757	74.000	4.202	PK
5		*	5506.200	111.021	106.731	N/A	N/A	4.289	PK

Note: Measure Level (dBμV/m) = Reading Level (dBμV) + Factor (dB)

Factor (dB) = Cable Loss (dB) + Antenna Factor (dB/m) - Pre_Amplifier Gain (dB)

Site: AC1	Time: 2017/10/18 - 00:18
Limit: FCC_Part15.209_RE(3m)	Engineer: Kevin Ker
Probe: BBHA9120D_1GHz_18GHz	Polarity: Vertical
EUT: ACCESS POINT	Power: AC 120V/60Hz
Test Mode: Transmit by 802.11ac-VHT40 at Channel 5510MHz Ant 0 + 1 (CDD Mode)	

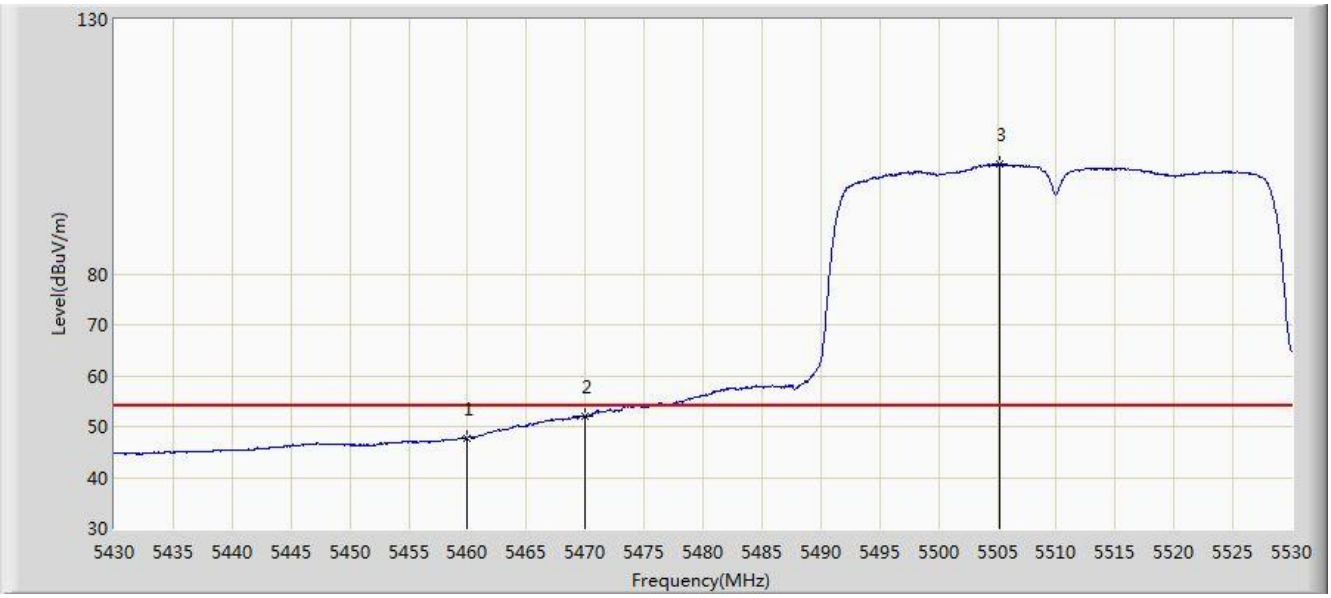

No	Flag	Mark	Frequency (MHz)	Measure Level (dBuV/m)	Reading Level (dBuV)	Over Limit (dB)	Limit (dBuV/m)	Factor (dB)	Type
1			5460.000	47.735	43.555	-6.265	54.000	4.180	AV
2			5470.000	52.005	47.803	-1.995	54.000	4.202	AV
3		*	5505.250	101.609	97.322	N/A	N/A	4.287	AV

Note: Measure Level (dBµV/m) = Reading Level (dBµV) + Factor (dB)

Factor (dB) = Cable Loss (dB) + Antenna Factor (dB/m) - Pre_Amplifier Gain (dB)

Site: AC1	Time: 2017/10/18 - 00:20
Limit: FCC_Part15.209_RE(3m)	Engineer: Kevin Ker
Probe: BBHA9120D_1GHz_18GHz	Polarity: Horizontal
EUT: ACCESS POINT	Power: AC 120V/60Hz
Test Mode: Transmit by 802.11ac-VHT40 at Channel 5670MHz Ant 0 + 1 (CDD Mode)	

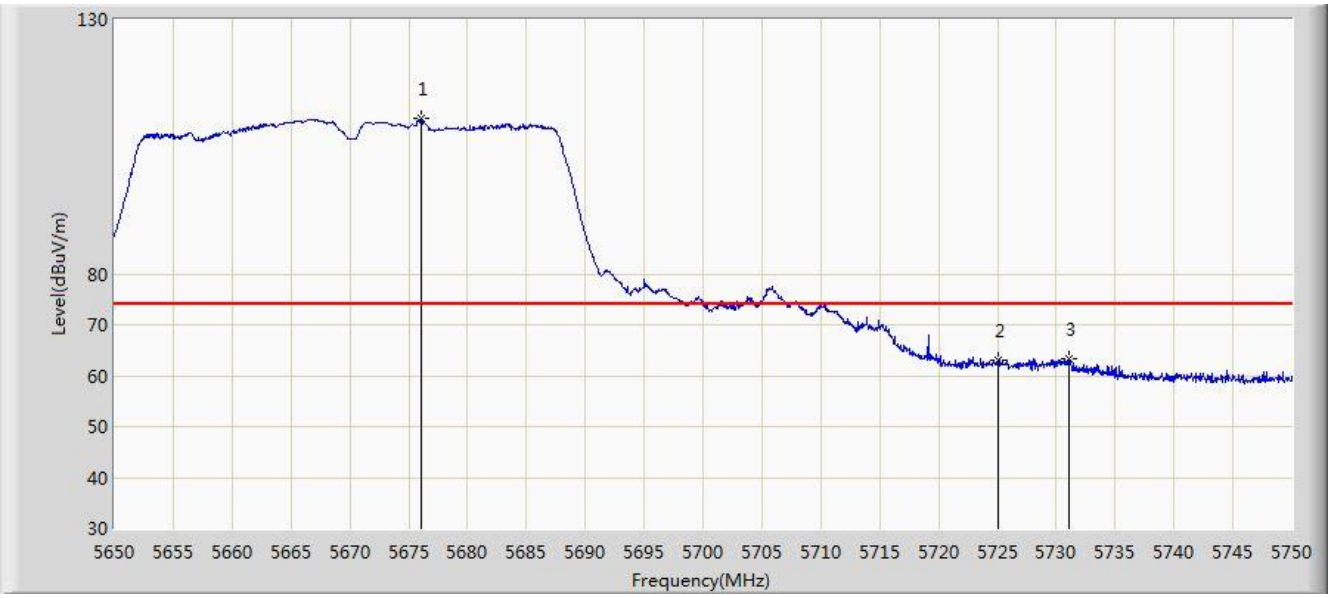

No	Flag	Mark	Frequency (MHz)	Measure Level (dBuV/m)	Reading Level (dBuV)	Over Limit (dB)	Limit (dBuV/m)	Factor (dB)	Type
1		*	5676.100	110.518	105.746	N/A	N/A	4.772	PK
2			5725.000	62.939	57.910	-11.061	74.000	5.029	PK
3			5731.050	63.317	58.249	-10.683	74.000	5.068	PK

Note: Measure Level (dBµV/m) = Reading Level (dBµV) + Factor (dB)

Factor (dB) = Cable Loss (dB) + Antenna Factor (dB/m) - Pre_Amplifier Gain (dB)

Site: AC1	Time: 2017/10/18 - 00:23
Limit: FCC_Part15.209_RE(3m)	Engineer: Kevin Ker
Probe: BBHA9120D_1GHz_18GHz	Polarity: Horizontal
EUT: ACCESS POINT	Power: AC 120V/60Hz
Test Mode: Transmit by 802.11ac-VHT40 at Channel 5670MHz Ant 0 + 1 (CDD Mode)	

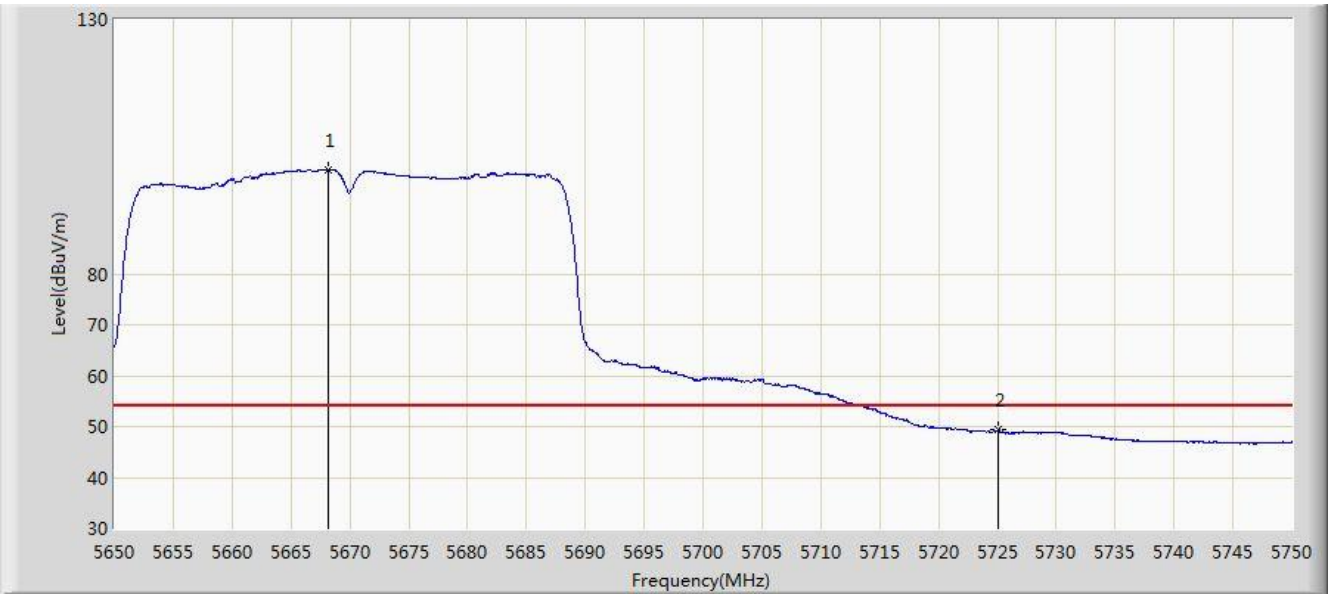

No	Flag	Mark	Frequency (MHz)	Measure Level (dBuV/m)	Reading Level (dBuV)	Over Limit (dB)	Limit (dBuV/m)	Factor (dB)	Type
1		*	5668.150	100.537	95.797	N/A	N/A	4.739	AV
2			5725.000	49.361	44.332	-4.639	54.000	5.029	AV

Note: Measure Level (dBµV/m) = Reading Level (dBµV) + Factor (dB)

Factor (dB) = Cable Loss (dB) + Antenna Factor (dB/m) - Pre_Amplifier Gain (dB)

Site: AC1	Time: 2017/10/18 - 00:24
Limit: FCC_Part15.209_RE(3m)	Engineer: Kevin Ker
Probe: BBHA9120D_1GHz_18GHz	Polarity: Vertical
EUT: ACCESS POINT	Power: AC 120V/60Hz
Test Mode: Transmit by 802.11ac-VHT40 at Channel 5670MHz Ant 0 + 1 (CDD Mode)	

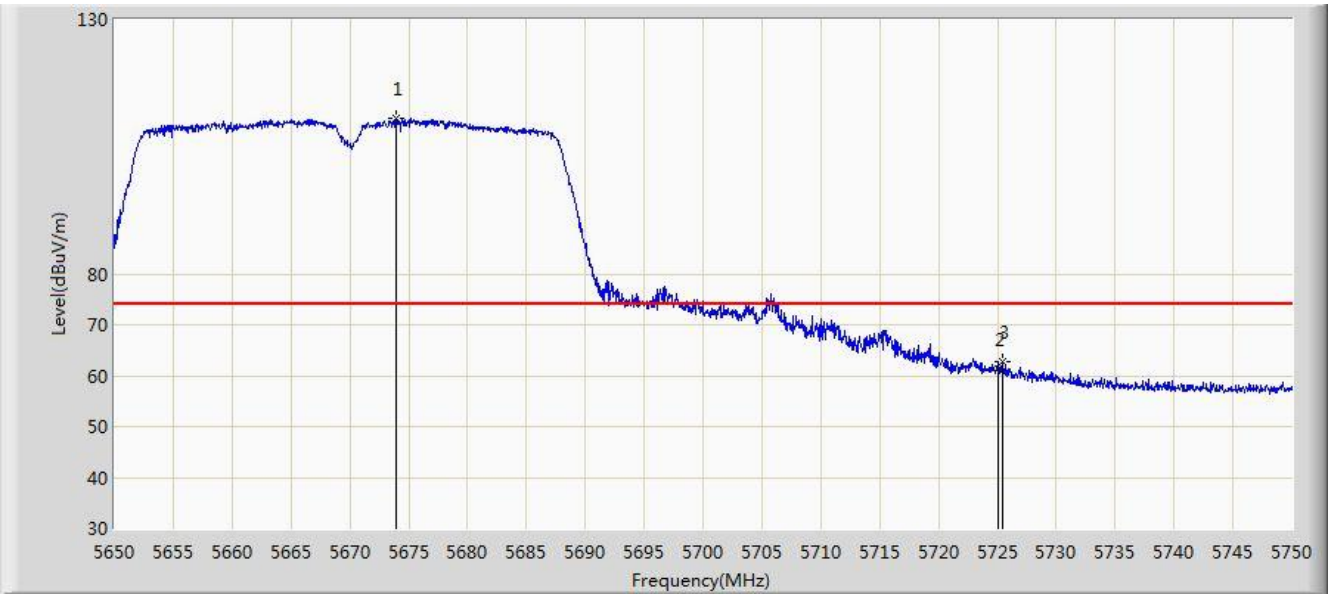

No	Flag	Mark	Frequency (MHz)	Measure Level (dBuV/m)	Reading Level (dBuV)	Over Limit (dB)	Limit (dBuV/m)	Factor (dB)	Type
1		*	5673.950	110.563	105.800	N/A	N/A	4.762	PK
2			5725.000	61.400	56.371	-12.600	74.000	5.029	PK
3			5725.450	62.729	57.697	-11.271	74.000	5.032	PK

Note: Measure Level (dBµV/m) = Reading Level (dBµV) + Factor (dB)

Factor (dB) = Cable Loss (dB) + Antenna Factor (dB/m) - Pre_Amplifier Gain (dB)

Site: AC1	Time: 2017/10/18 - 00:26
Limit: FCC_Part15.209_RE(3m)	Engineer: Kevin Ker
Probe: BBHA9120D_1GHz_18GHz	Polarity: Vertical
EUT: ACCESS POINT	Power: AC 120V/60Hz
Test Mode: Transmit by 802.11ac-VHT40 at Channel 5670MHz Ant 0 + 1 (CDD Mode)	

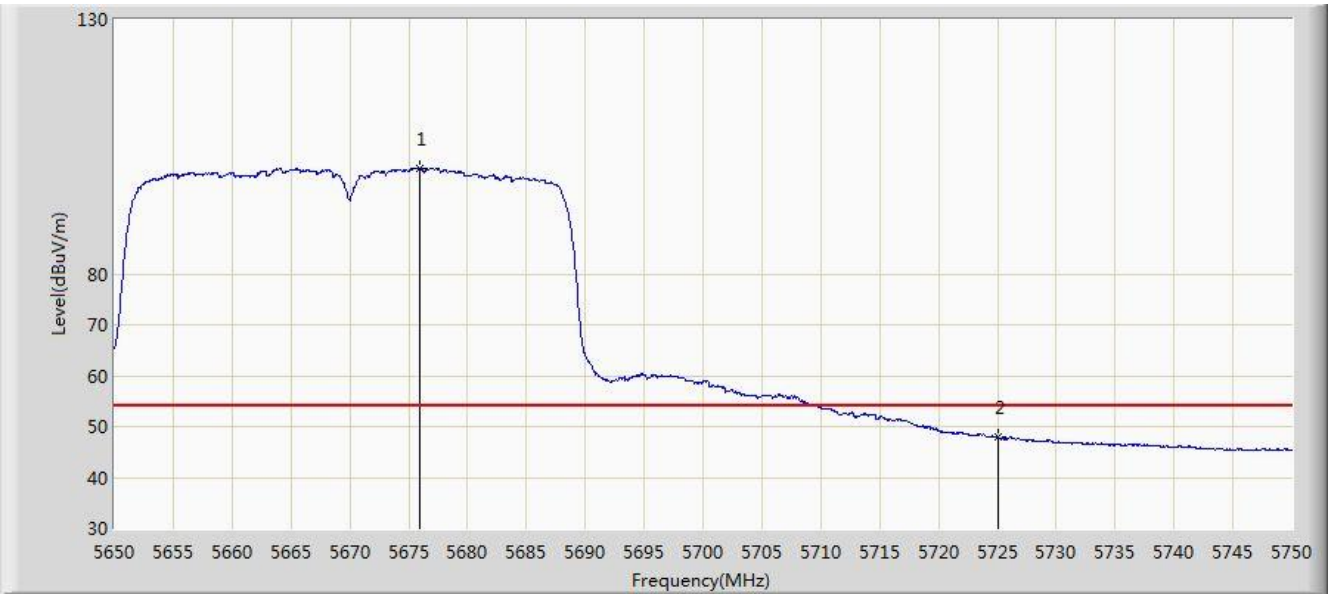

No	Flag	Mark	Frequency (MHz)	Measure Level (dBuV/m)	Reading Level (dBuV)	Over Limit (dB)	Limit (dBuV/m)	Factor (dB)	Type
1		*	5676.000	100.656	95.885	N/A	N/A	4.772	AV
2			5725.000	47.848	42.819	-6.152	54.000	5.029	AV

Note: Measure Level (dBµV/m) = Reading Level (dBµV) + Factor (dB)

Factor (dB) = Cable Loss (dB) + Antenna Factor (dB/m) - Pre_Amplifier Gain (dB)

Site: AC1	Time: 2017/10/18 - 00:52
Limit: FCC_Part15.209_RE(3m)	Engineer: Kevin Ker
Probe: BBHA9120D_1GHz_18GHz	Polarity: Horizontal
EUT: ACCESS POINT	Power: AC 120V/60Hz
Test Mode: Transmit by 802.11ac-VHT80 at Channel 5290MHz Ant 0 + 1 (CDD Mode)	

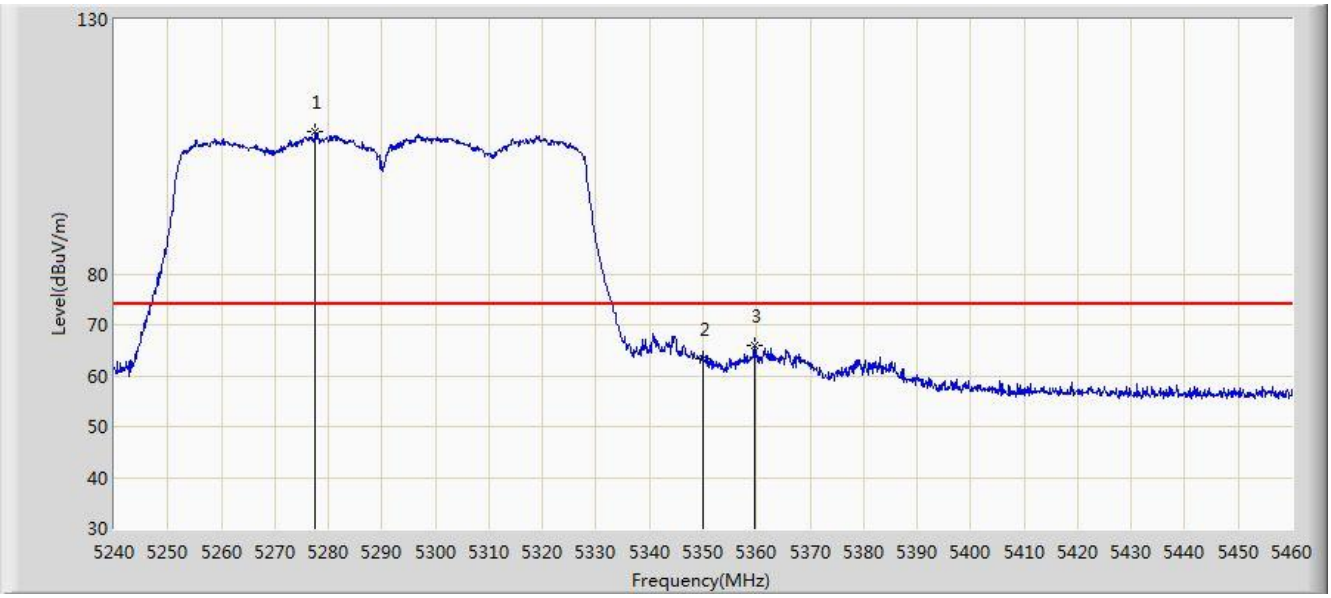

No	Flag	Mark	Frequency (MHz)	Measure Level (dBuV/m)	Reading Level (dBuV)	Over Limit (dB)	Limit (dBuV/m)	Factor (dB)	Type
1		*	5277.620	107.851	104.022	N/A	N/A	3.829	PK
2			5350.000	63.340	59.435	-10.660	74.000	3.904	PK
3			5359.570	65.971	62.049	-8.029	74.000	3.921	PK

Note: Measure Level (dBµV/m) = Reading Level (dBµV) + Factor (dB)

Factor (dB) = Cable Loss (dB) + Antenna Factor (dB/m) - Pre_Amplifier Gain (dB)

Site: AC1	Time: 2017/10/18 - 00:53
Limit: FCC_Part15.209_RE(3m)	Engineer: Kevin Ker
Probe: BBHA9120D_1GHz_18GHz	Polarity: Horizontal
EUT: ACCESS POINT	Power: AC 120V/60Hz
Test Mode: Transmit by 802.11ac-VHT80 at Channel 5290MHz Ant 0 + 1 (CDD Mode)	

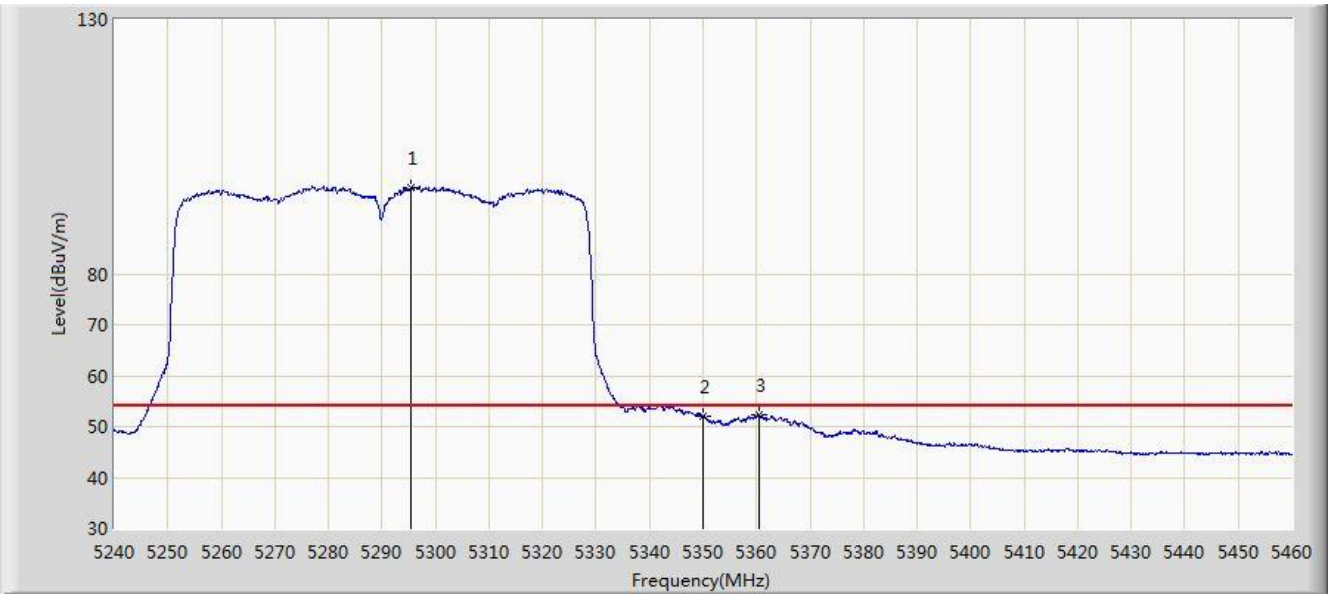

No	Flag	Mark	Frequency (MHz)	Measure Level (dBuV/m)	Reading Level (dBuV)	Over Limit (dB)	Limit (dBuV/m)	Factor (dB)	Type
1		*	5295.330	97.002	93.186	N/A	N/A	3.817	AV
2			5350.000	51.927	48.022	-2.073	54.000	3.904	AV
3			5360.450	52.277	48.353	-1.723	54.000	3.924	AV

Note: Measure Level (dBµV/m) = Reading Level (dBµV) + Factor (dB)

Factor (dB) = Cable Loss (dB) + Antenna Factor (dB/m) - Pre_Amplifier Gain (dB)

Site: AC1	Time: 2017/10/18 - 00:50
Limit: FCC_Part15.209_RE(3m)	Engineer: Kevin Ker
Probe: BBHA9120D_1GHz_18GHz	Polarity: Vertical
EUT: ACCESS POINT	Power: AC 120V/60Hz
Test Mode: Transmit by 802.11ac-VHT80 at Channel 5290MHz Ant 0 + 1 (CDD Mode)	

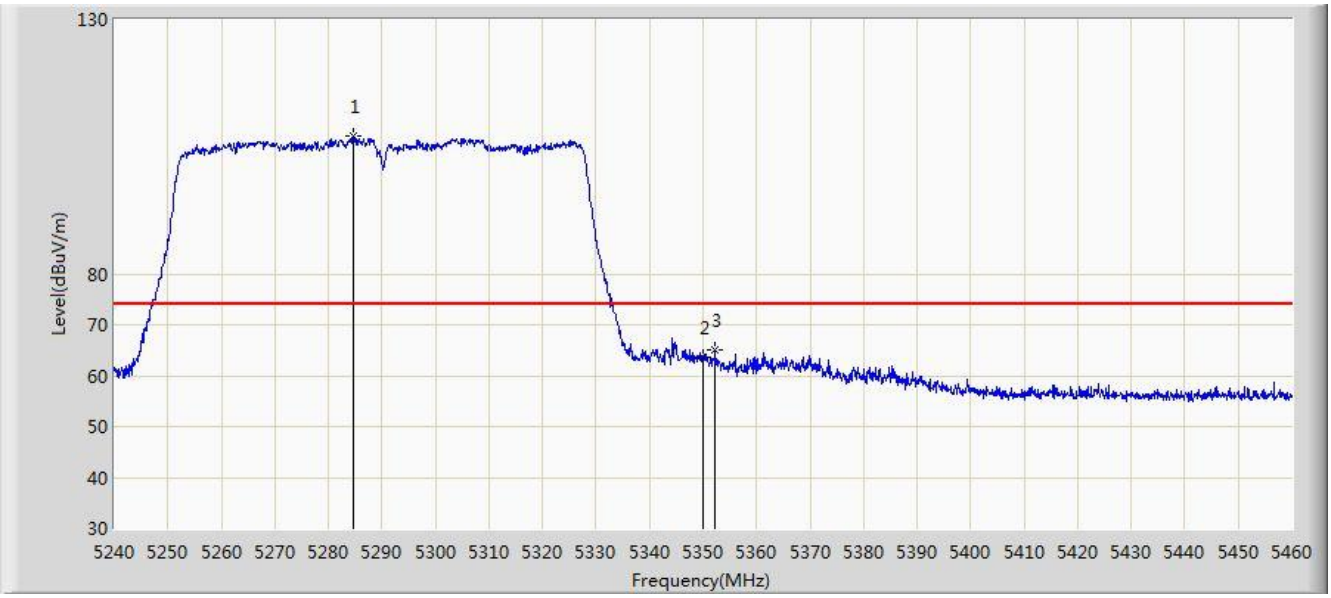

No	Flag	Mark	Frequency (MHz)	Measure Level (dBuV/m)	Reading Level (dBuV)	Over Limit (dB)	Limit (dBuV/m)	Factor (dB)	Type
1		*	5284.660	107.031	103.208	N/A	N/A	3.823	PK
2			5350.000	63.487	59.582	-10.513	74.000	3.904	PK
3			5352.200	65.177	61.268	-8.823	74.000	3.908	PK

Note: Measure Level (dBµV/m) = Reading Level (dBµV) + Factor (dB)

Factor (dB) = Cable Loss (dB) + Antenna Factor (dB/m) - Pre_Amplifier Gain (dB)

Site: AC1	Time: 2017/10/18 - 00:48
Limit: FCC_Part15.209_RE(3m)	Engineer: Kevin Ker
Probe: BBHA9120D_1GHz_18GHz	Polarity: Vertical
EUT: ACCESS POINT	Power: AC 120V/60Hz
Test Mode: Transmit by 802.11ac-VHT80 at Channel 5290MHz Ant 0 + 1 (CDD Mode)	

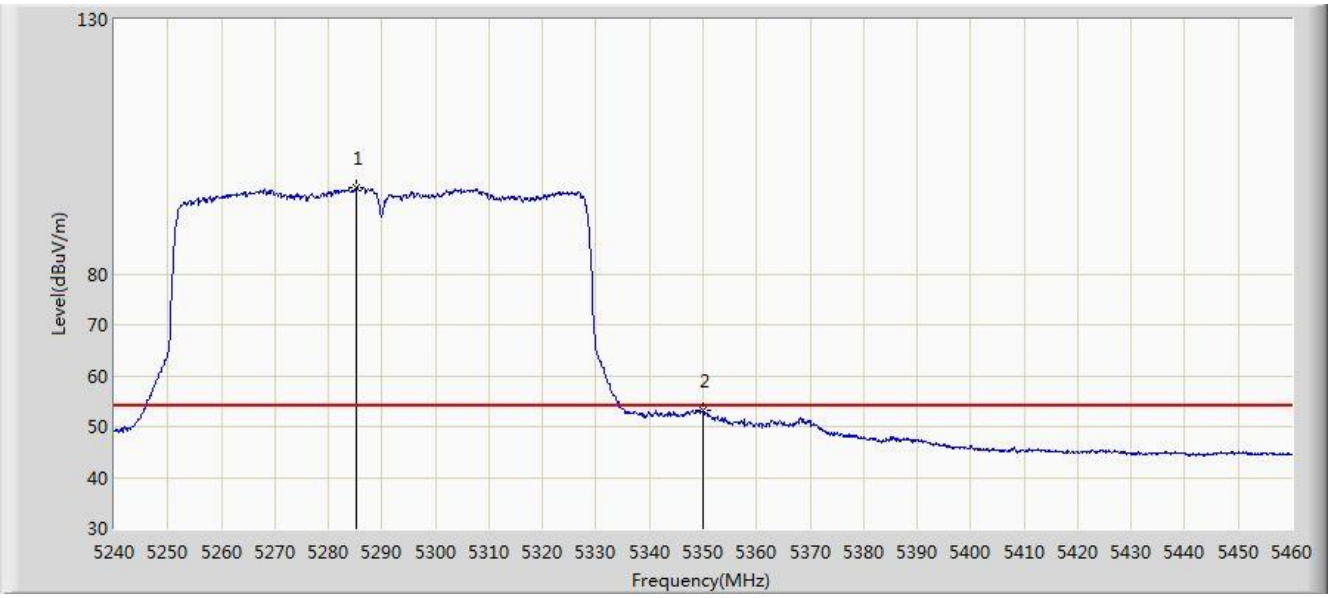

No	Flag	Mark	Frequency (MHz)	Measure Level (dBuV/m)	Reading Level (dBuV)	Over Limit (dB)	Limit (dBuV/m)	Factor (dB)	Type
1		*	5285.100	96.947	93.124	N/A	N/A	3.823	AV
2			5350.000	53.090	49.185	-0.910	54.000	3.904	AV

Note: Measure Level (dBµV/m) = Reading Level (dBµV) + Factor (dB)

Factor (dB) = Cable Loss (dB) + Antenna Factor (dB/m) - Pre_Amplifier Gain (dB)

Site: AC1	Time: 2017/10/18 - 01:00
Limit: FCC_Part15.209_RE(3m)	Engineer: Kevin Ker
Probe: BBHA9120D_1GHz_18GHz	Polarity: Horizontal
EUT: ACCESS POINT	Power: AC 120V/60Hz
Test Mode: Transmit by 802.11ac-VHT80 at Channel 5530MHz Ant 0 + 1 (CDD Mode)	

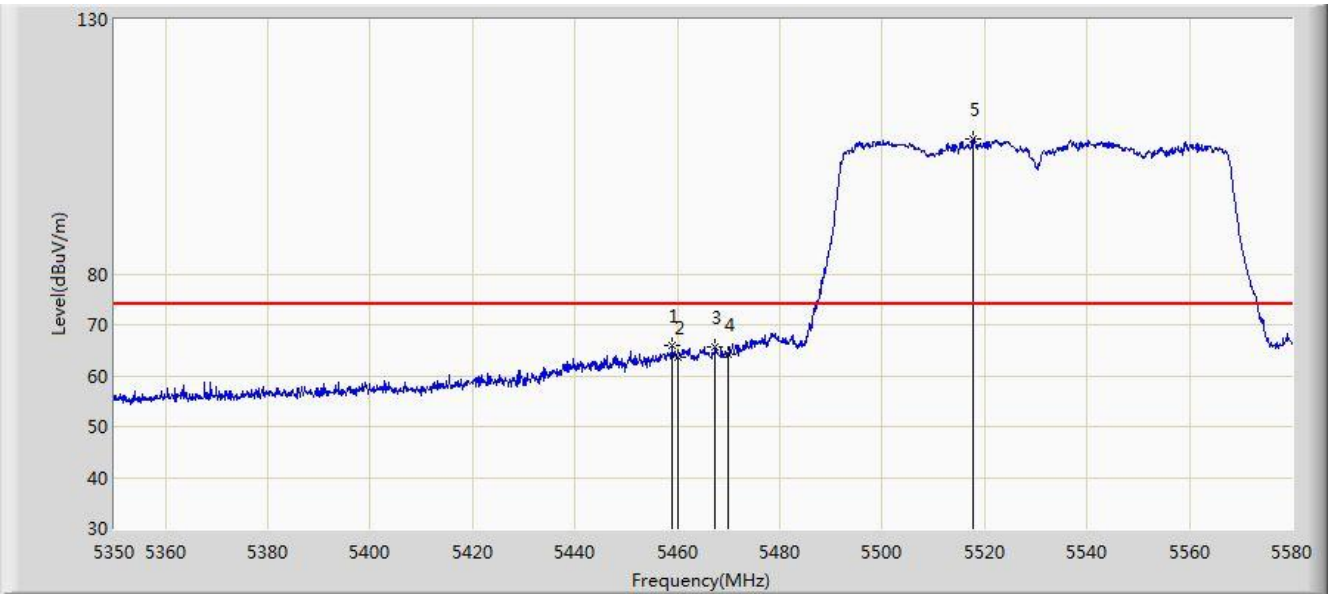

No	Flag	Mark	Frequency (MHz)	Measure Level (dBuV/m)	Reading Level (dBuV)	Over Limit (dB)	Limit (dBuV/m)	Factor (dB)	Type
1			5458.905	65.828	61.650	-8.172	74.000	4.178	PK
2			5460.000	63.590	59.410	-10.410	74.000	4.180	PK
3			5467.415	65.655	61.458	-2.545	68.200	4.196	PK
4			5470.000	64.342	60.140	-3.858	68.200	4.202	PK
5		*	5517.670	106.648	102.324	N/A	N/A	4.324	PK

Note: Measure Level (dBμV/m) = Reading Level (dBμV) + Factor (dB)

Factor (dB) = Cable Loss (dB) + Antenna Factor (dB/m) - Pre_Amplifier Gain (dB)

Site: AC1	Time: 2017/10/18 - 01:02
Limit: FCC_Part15.209_RE(3m)	Engineer: Kevin Ker
Probe: BBHA9120D_1GHz_18GHz	Polarity: Horizontal
EUT: ACCESS POINT	Power: AC 120V/60Hz
Test Mode: Transmit by 802.11ac-VHT80 at Channel 5530MHz Ant 0 + 1 (CDD Mode)	

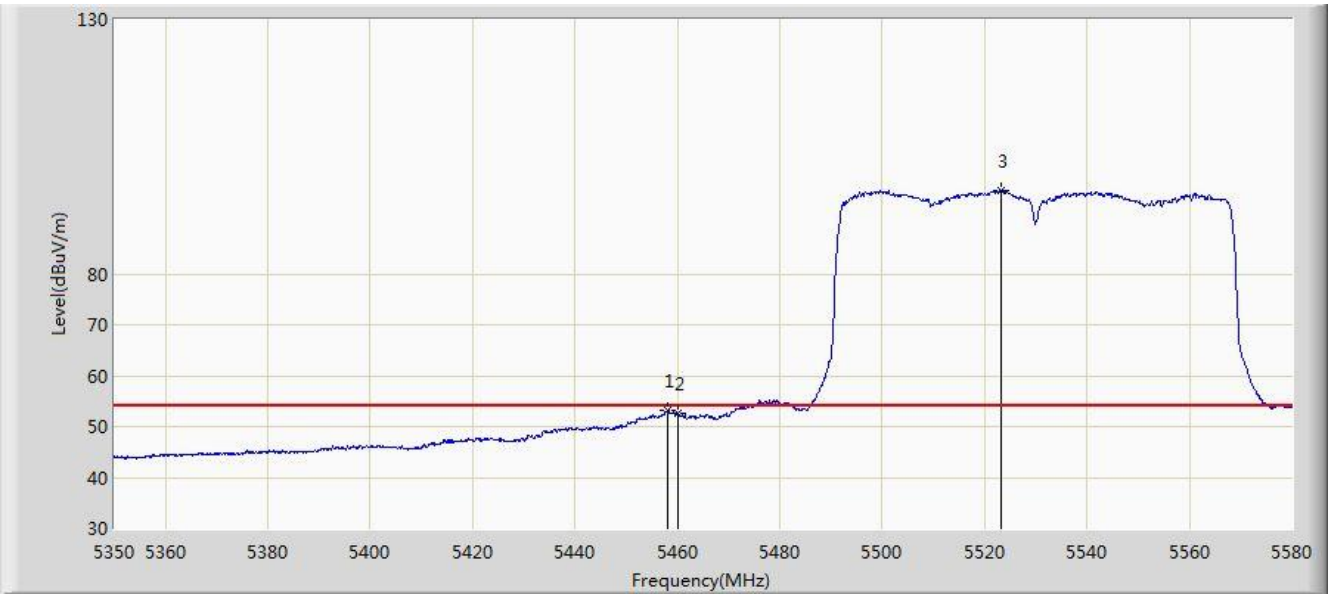

No	Flag	Mark	Frequency (MHz)	Measure Level (dBuV/m)	Reading Level (dBuV)	Over Limit (dB)	Limit (dBuV/m)	Factor (dB)	Type
1			5458.215	53.217	49.041	-0.783	54.000	4.177	AV
2			5460.000	52.578	48.398	-1.422	54.000	4.180	AV
3		*	5523.190	96.465	92.124	N/A	N/A	4.341	AV

Note: Measure Level (dBµV/m) = Reading Level (dBµV) + Factor (dB)

Factor (dB) = Cable Loss (dB) + Antenna Factor (dB/m) - Pre_Amplifier Gain (dB)

Site: AC1	Time: 2017/10/18 - 00:59
Limit: FCC_Part15.209_RE(3m)	Engineer: Kevin Ker
Probe: BBHA9120D_1GHz_18GHz	Polarity: Vertical
EUT: ACCESS POINT	Power: AC 120V/60Hz
Test Mode: Transmit by 802.11ac-VHT80 at Channel 5530MHz Ant 0 + 1 (CDD Mode)	

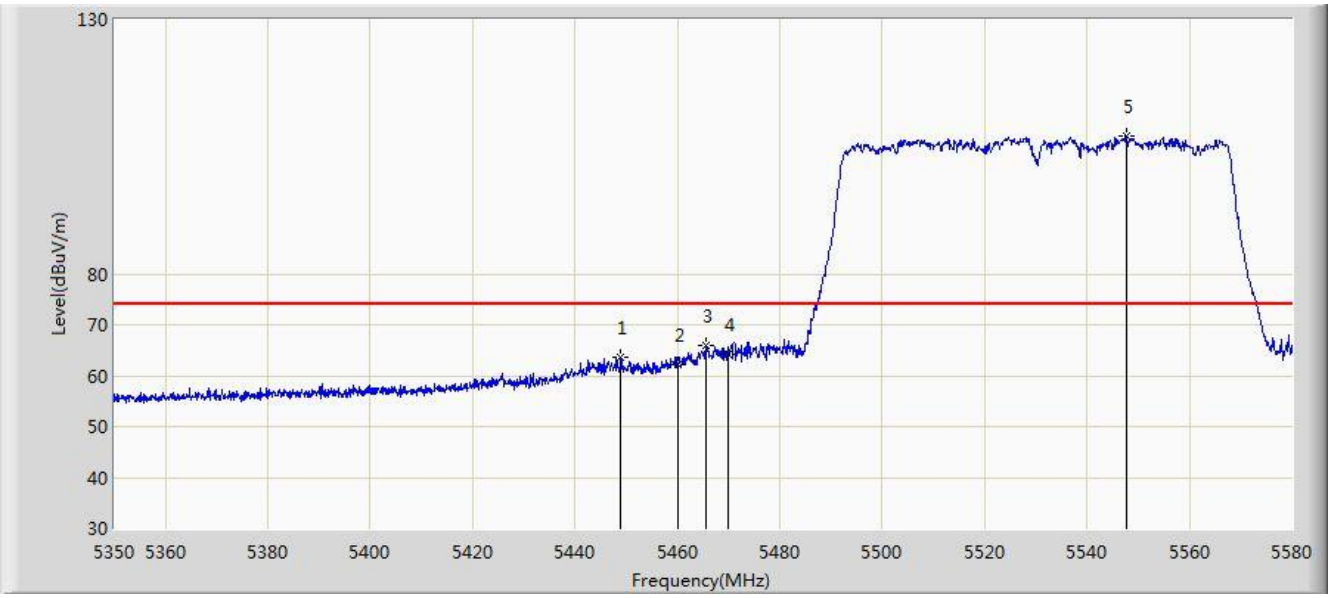

No	Flag	Mark	Frequency (MHz)	Measure Level (dBuV/m)	Reading Level (dBuV)	Over Limit (dB)	Limit (dBuV/m)	Factor (dB)	Type
1			5448.900	63.671	59.520	-10.329	74.000	4.151	PK
2			5460.000	62.098	57.918	-11.902	74.000	4.180	PK
3			5465.460	65.983	61.791	-2.217	68.200	4.192	PK
4			5470.000	64.123	59.921	-4.077	68.200	4.202	PK
5		*	5547.800	107.244	102.832	N/A	N/A	4.411	PK

Note: Measure Level (dBμV/m) = Reading Level (dBμV) + Factor (dB)

Factor (dB) = Cable Loss (dB) + Antenna Factor (dB/m) - Pre_Amplifier Gain (dB)

Site: AC1	Time: 2017/10/18 - 00:58
Limit: FCC_Part15.209_RE(3m)	Engineer: Kevin Ker
Probe: BBHA9120D_1GHz_18GHz	Polarity: Vertical
EUT: ACCESS POINT	Power: AC 120V/60Hz
Test Mode: Transmit by 802.11ac-VHT80 at Channel 5530MHz Ant 0 + 1 (CDD Mode)	

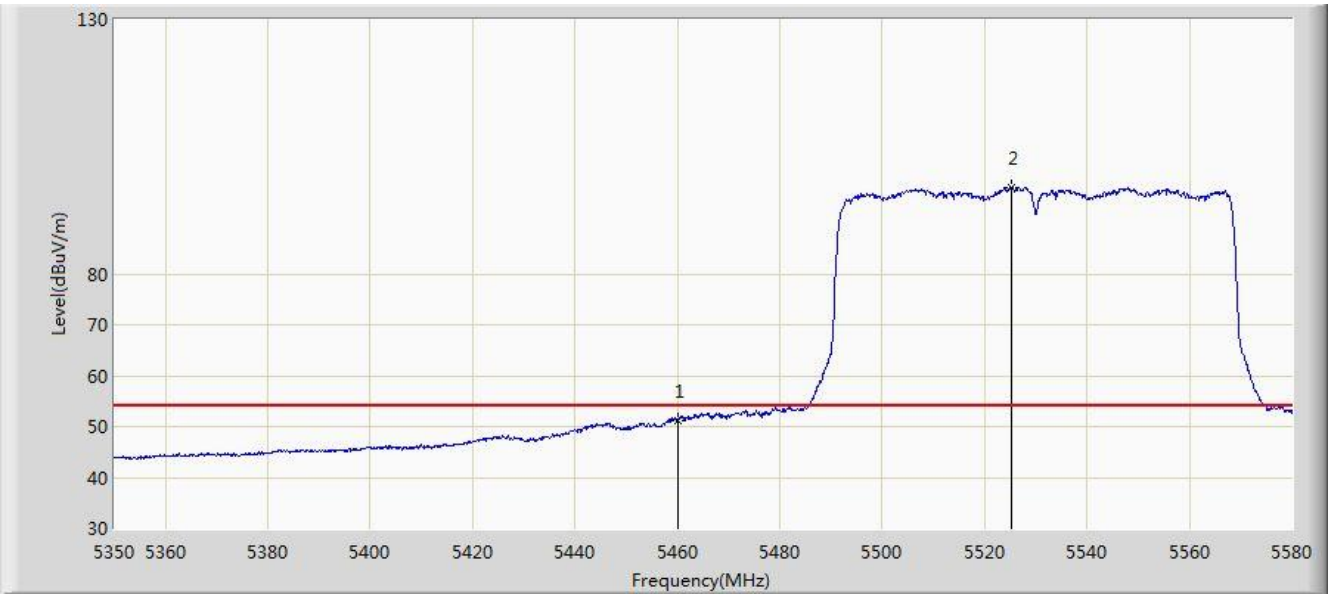

No	Flag	Mark	Frequency (MHz)	Measure Level (dBuV/m)	Reading Level (dBuV)	Over Limit (dB)	Limit (dBuV/m)	Factor (dB)	Type
1			5460.000	51.262	47.082	-2.738	54.000	4.180	AV
2		*	5525.375	96.973	92.626	N/A	N/A	4.346	AV

Note: Measure Level (dBµV/m) = Reading Level (dBµV) + Factor (dB)

Factor (dB) = Cable Loss (dB) + Antenna Factor (dB/m) - Pre_Amplifier Gain (dB)

Site: AC1	Time: 2017/10/18 - 19:35
Limit: FCC_Part15.209_RE(3m)	Engineer: Kevin Ker
Probe: BBHA9120D_1GHz_18GHz	Polarity: Horizontal
EUT: ACCESS POINT	Power: AC 120V/60Hz
Test Mode: Transmit by 802.11n-HT20 at Channel 5320MHz Ant 0 + 1 (Beam-Forming Mode)	

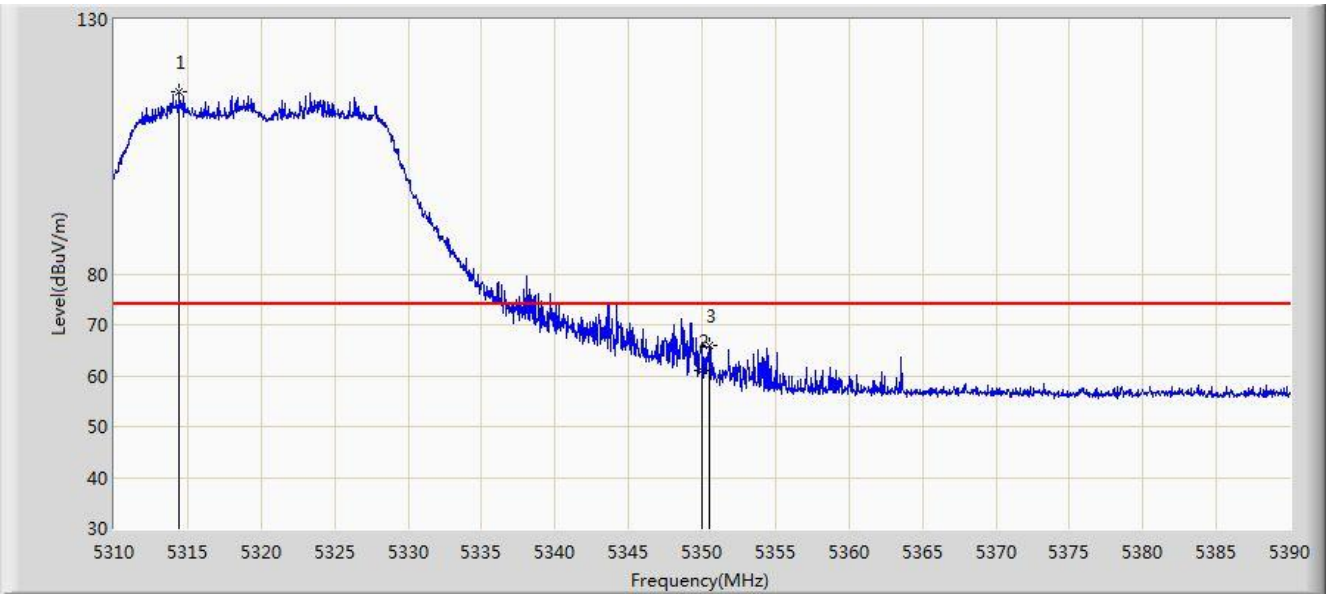

No	Flag	Mark	Frequency (MHz)	Measure Level (dBuV/m)	Reading Level (dBuV)	Over Limit (dB)	Limit (dBuV/m)	Factor (dB)	Type
1		*	5314.440	115.911	112.073	N/A	N/A	3.838	PK
2			5350.000	61.140	57.235	-12.860	74.000	3.904	PK
3			5350.480	65.866	61.960	-8.134	74.000	3.906	PK

Note: Measure Level (dBµV/m) = Reading Level (dBµV) + Factor (dB)

Factor (dB) = Cable Loss (dB) + Antenna Factor (dB/m) - Pre_Amplifier Gain (dB)

Site: AC1	Time: 2017/10/18 - 19:39
Limit: FCC_Part15.209_RE(3m)	Engineer: Kevin Ker
Probe: BBHA9120D_1GHz_18GHz	Polarity: Horizontal
EUT: ACCESS POINT	Power: AC 120V/60Hz
Test Mode: Transmit by 802.11n-HT20 at Channel 5320MHz Ant 0 + 1 (Beam-Forming Mode)	

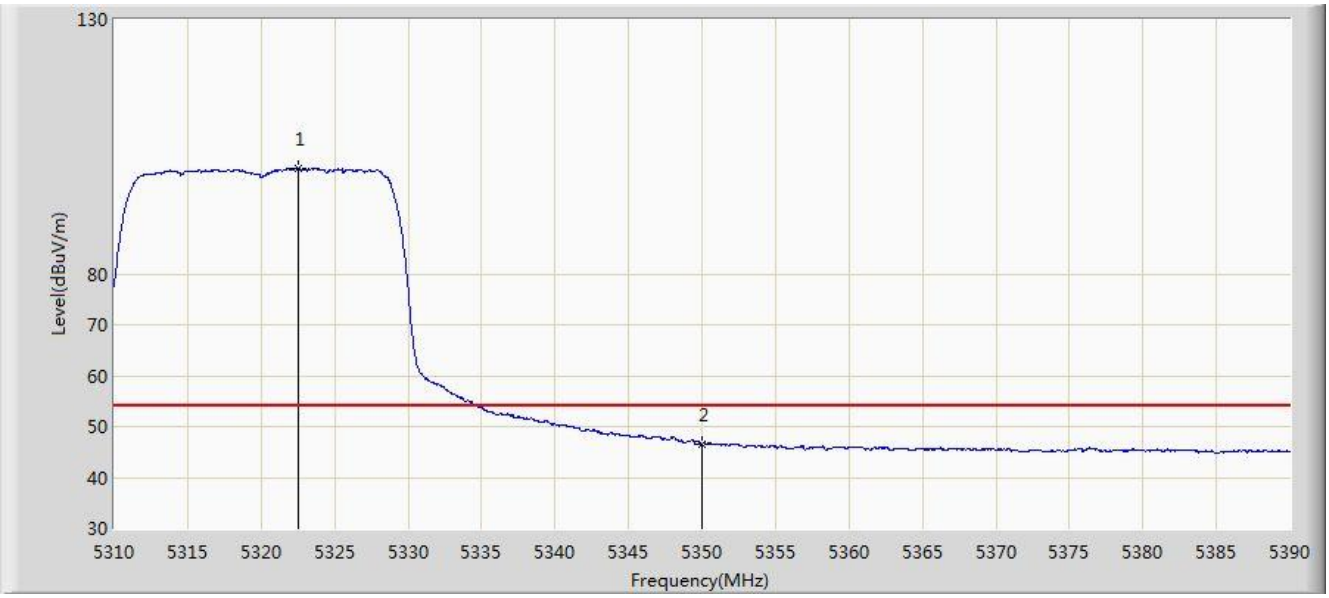

No	Flag	Mark	Frequency (MHz)	Measure Level (dBuV/m)	Reading Level (dBuV)	Over Limit (dB)	Limit (dBuV/m)	Factor (dB)	Type
1		*	5322.520	100.719	96.866	N/A	N/A	3.853	AV
2			5350.000	46.610	42.705	-7.390	54.000	3.904	AV

Note: Measure Level (dBµV/m) = Reading Level (dBµV) + Factor (dB)

Factor (dB) = Cable Loss (dB) + Antenna Factor (dB/m) - Pre_Amplifier Gain (dB)

Site: AC1	Time: 2017/10/18 - 19:40
Limit: FCC_Part15.209_RE(3m)	Engineer: Kevin Ker
Probe: BBHA9120D_1GHz_18GHz	Polarity: Vertical
EUT: ACCESS POINT	Power: AC 120V/60Hz
Test Mode: Transmit by 802.11n-HT20 at Channel 5320MHz Ant 0 + 1 (Beam-Forming Mode)	

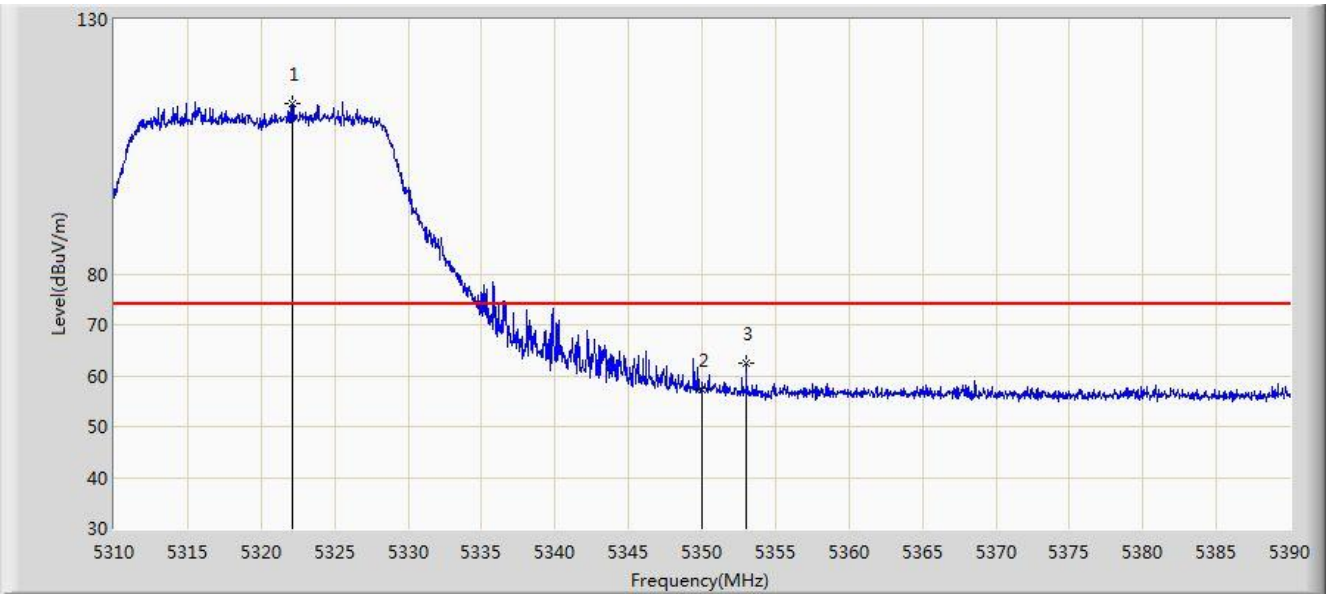

No	Flag	Mark	Frequency (MHz)	Measure Level (dBuV/m)	Reading Level (dBuV)	Over Limit (dB)	Limit (dBuV/m)	Factor (dB)	Type
1		*	5322.160	113.541	109.688	N/A	N/A	3.853	PK
2			5350.000	57.167	53.262	-16.833	74.000	3.904	PK
3			5353.000	62.553	58.643	-11.447	74.000	3.911	PK

Note: Measure Level (dBµV/m) = Reading Level (dBµV) + Factor (dB)

Factor (dB) = Cable Loss (dB) + Antenna Factor (dB/m) - Pre_Amplifier Gain (dB)

Site: AC1	Time: 2017/10/18 - 19:41
Limit: FCC_Part15.209_RE(3m)	Engineer: Kevin Ker
Probe: BBHA9120D_1GHz_18GHz	Polarity: Vertical
EUT: ACCESS POINT	Power: AC 120V/60Hz
Test Mode: Transmit by 802.11n-HT20 at Channel 5320MHz Ant 0 + 1 (Beam-Forming Mode)	

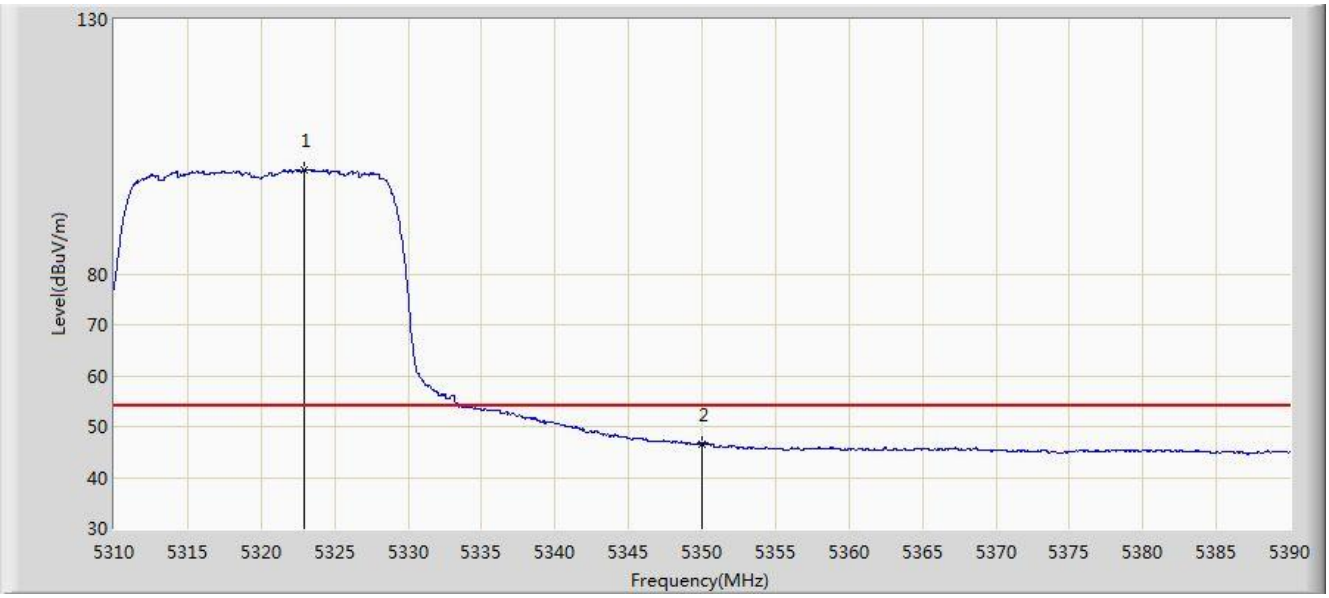

No	Flag	Mark	Frequency (MHz)	Measure Level (dBuV/m)	Reading Level (dBuV)	Over Limit (dB)	Limit (dBuV/m)	Factor (dB)	Type
1		*	5322.960	100.507	96.653	N/A	N/A	3.855	AV
2			5350.000	46.519	42.614	-7.481	54.000	3.904	AV

Note: Measure Level (dBµV/m) = Reading Level (dBµV) + Factor (dB)

Factor (dB) = Cable Loss (dB) + Antenna Factor (dB/m) - Pre_Amplifier Gain (dB)

Site: AC1	Time: 2017/10/18 - 19:42
Limit: FCC_Part15.209_RE(3m)	Engineer: Kevin Ker
Probe: BBHA9120D_1GHz_18GHz	Polarity: Horizontal
EUT: ACCESS POINT	Power: AC 120V/60Hz
Test Mode: Transmit by 802.11n-HT20 at Channel 5500MHz Ant 0 + 1 (Beam-Forming Mode)	

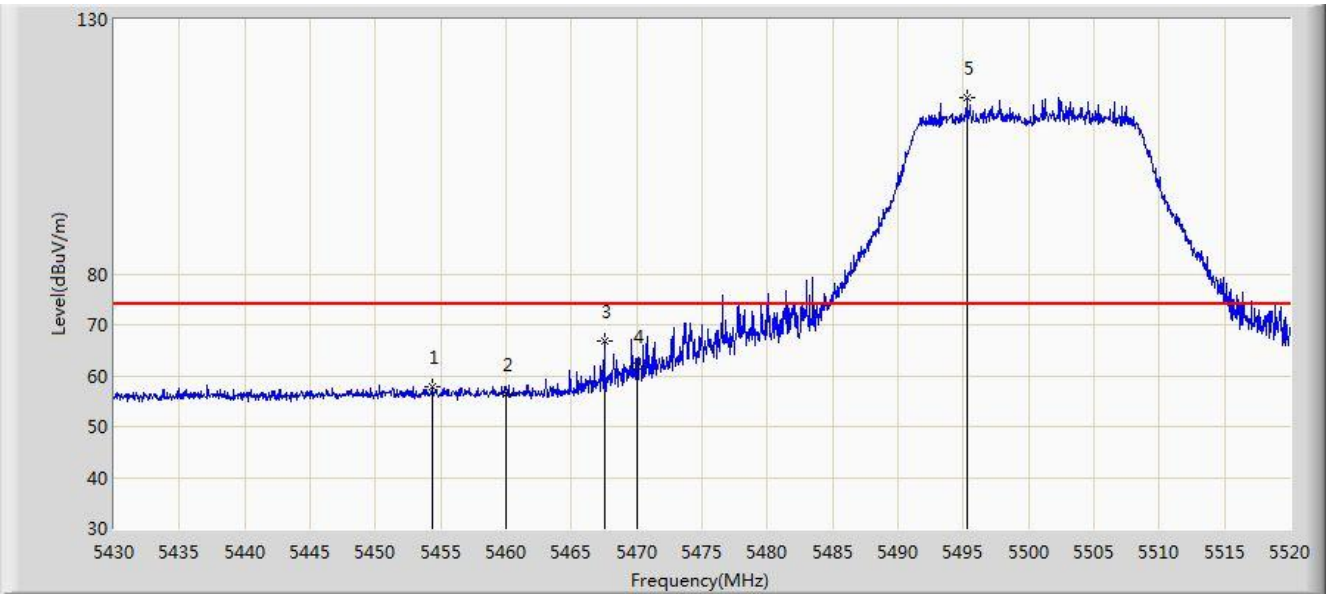

No	Flag	Mark	Frequency (MHz)	Measure Level (dBuV/m)	Reading Level (dBuV)	Over Limit (dB)	Limit (dBuV/m)	Factor (dB)	Type
1			5454.345	57.802	53.634	-16.198	74.000	4.168	PK
2			5460.000	56.393	52.213	-17.607	74.000	4.180	PK
3			5467.530	66.752	62.555	-1.448	68.200	4.197	PK
4			5470.000	61.924	57.722	-6.276	68.200	4.202	PK
5		*	5495.295	114.641	110.381	N/A	N/A	4.259	PK

Note: Measure Level (dBμV/m) = Reading Level (dBμV) + Factor (dB)

Factor (dB) = Cable Loss (dB) + Antenna Factor (dB/m) - Pre_Amplifier Gain (dB)

Site: AC1	Time: 2017/10/18 - 19:46
Limit: FCC_Part15.209_RE(3m)	Engineer: Kevin Ker
Probe: BBHA9120D_1GHz_18GHz	Polarity: Horizontal
EUT: ACCESS POINT	Power: AC 120V/60Hz
Test Mode: Transmit by 802.11n-HT20 at Channel 5500MHz Ant 0 + 1 (Beam-Forming Mode)	

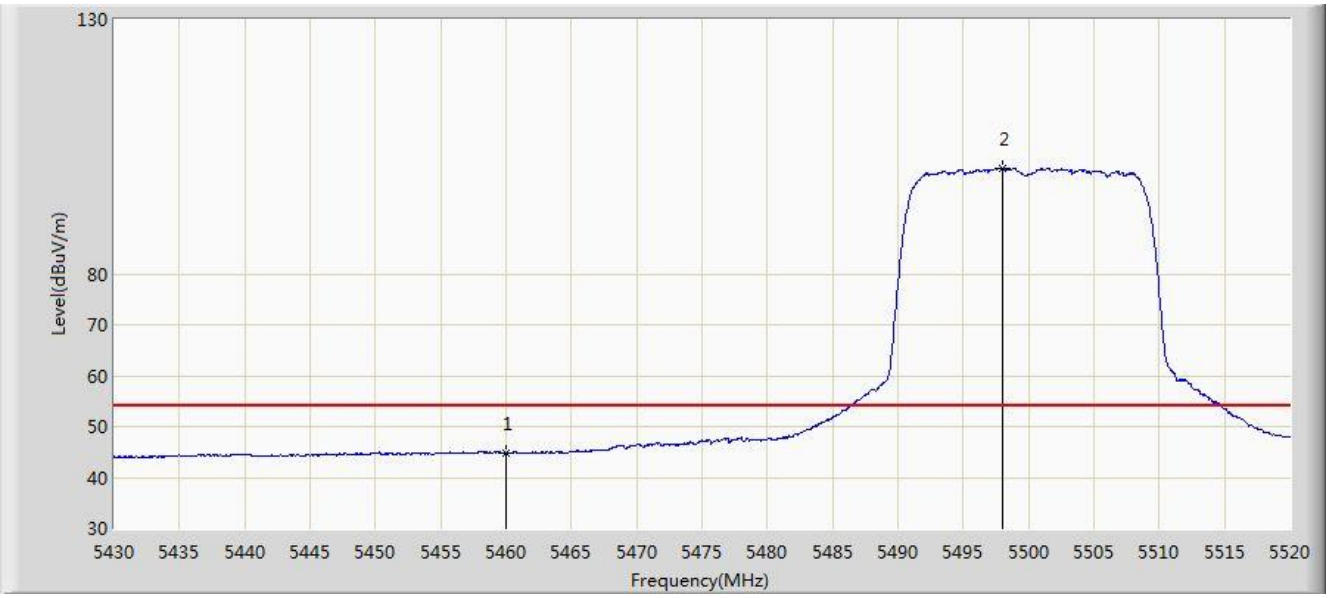

No	Flag	Mark	Frequency (MHz)	Measure Level (dBuV/m)	Reading Level (dBuV)	Over Limit (dB)	Limit (dBuV/m)	Factor (dB)	Type
1			5460.000	44.815	40.635	-9.185	54.000	4.180	AV
2		*	5497.995	100.717	96.451	N/A	N/A	4.267	AV

Note: Measure Level (dBµV/m) = Reading Level (dBµV) + Factor (dB)

Factor (dB) = Cable Loss (dB) + Antenna Factor (dB/m) - Pre_Amplifier Gain (dB)

Site: AC1	Time: 2017/10/18 - 19:48
Limit: FCC_Part15.209_RE(3m)	Engineer: Kevin Ker
Probe: BBHA9120D_1GHz_18GHz	Polarity: Vertical
EUT: ACCESS POINT	Power: AC 120V/60Hz
Test Mode: Transmit by 802.11n-HT20 at Channel 5500MHz Ant 0 + 1 (Beam-Forming Mode)	

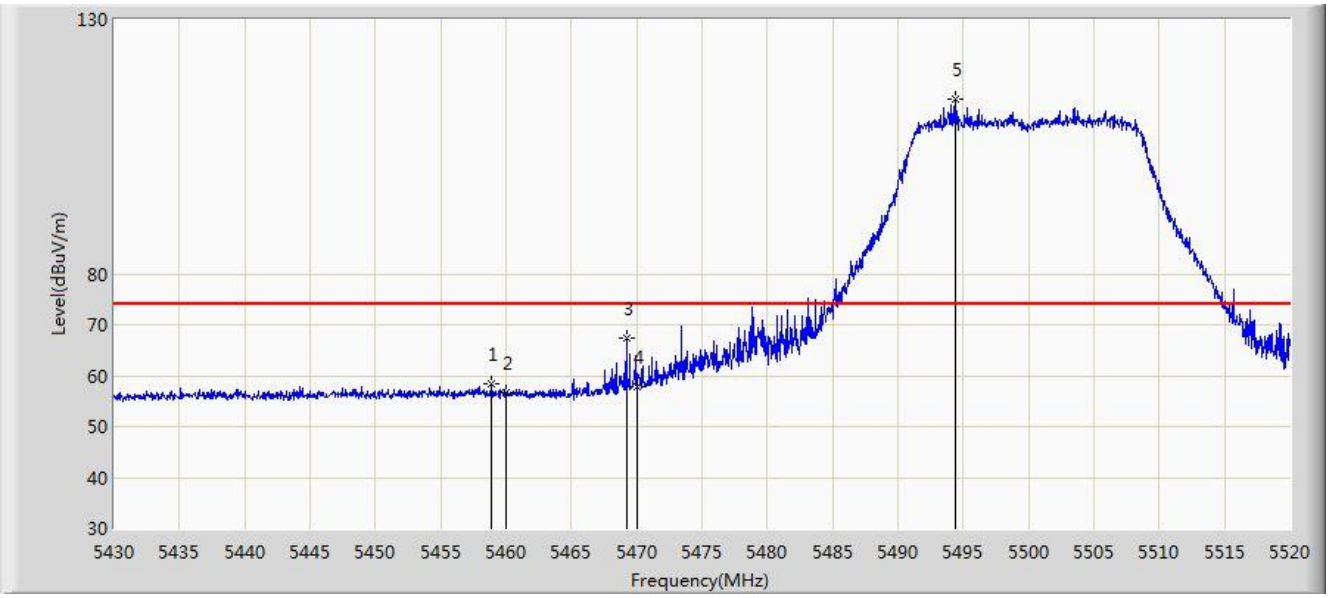

No	Flag	Mark	Frequency (MHz)	Measure Level (dBuV/m)	Reading Level (dBuV)	Over Limit (dB)	Limit (dBuV/m)	Factor (dB)	Type
1			5458.890	58.549	54.371	-15.451	74.000	4.178	PK
2			5460.000	56.595	52.415	-17.405	74.000	4.180	PK
3			5469.195	67.322	63.121	-0.878	68.200	4.201	PK
4			5470.000	57.913	53.711	-10.287	68.200	4.202	PK
5		*	5494.440	114.479	110.221	N/A	N/A	4.258	PK

Note: Measure Level (dBμV/m) = Reading Level (dBμV) + Factor (dB)

Factor (dB) = Cable Loss (dB) + Antenna Factor (dB/m) - Pre_Amplifier Gain (dB)

Site: AC1	Time: 2017/10/18 - 19:49
Limit: FCC_Part15.209_RE(3m)	Engineer: Kevin Ker
Probe: BBHA9120D_1GHz_18GHz	Polarity: Vertical
EUT: ACCESS POINT	Power: AC 120V/60Hz
Test Mode: Transmit by 802.11n-HT20 at Channel 5500MHz Ant 0 + 1 (Beam-Forming Mode)	

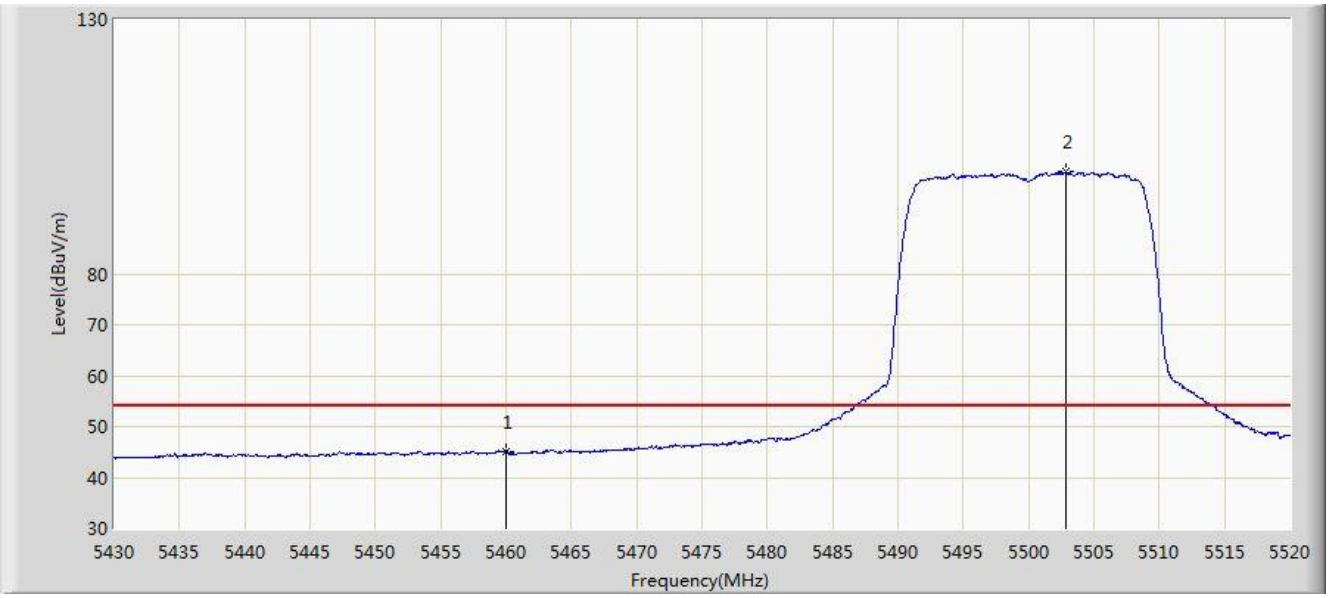

No	Flag	Mark	Frequency (MHz)	Measure Level (dBuV/m)	Reading Level (dBuV)	Over Limit (dB)	Limit (dBuV/m)	Factor (dB)	Type
1			5460.000	45.171	40.991	-8.829	54.000	4.180	AV
2		*	5502.810	100.013	95.733	N/A	N/A	4.281	AV

Note: Measure Level (dBµV/m) = Reading Level (dBµV) + Factor (dB)

Factor (dB) = Cable Loss (dB) + Antenna Factor (dB/m) - Pre_Amplifier Gain (dB)

Site: AC1	Time: 2017/10/18 - 19:50
Limit: FCC_Part15.209_RE(3m)	Engineer: Kevin Ker
Probe: BBHA9120D_1GHz_18GHz	Polarity: Horizontal
EUT: ACCESS POINT	Power: AC 120V/60Hz
Test Mode: Transmit by 802.11n-HT20 at Channel 5700MHz Ant 0 + 1 (Beam-Forming Mode)	

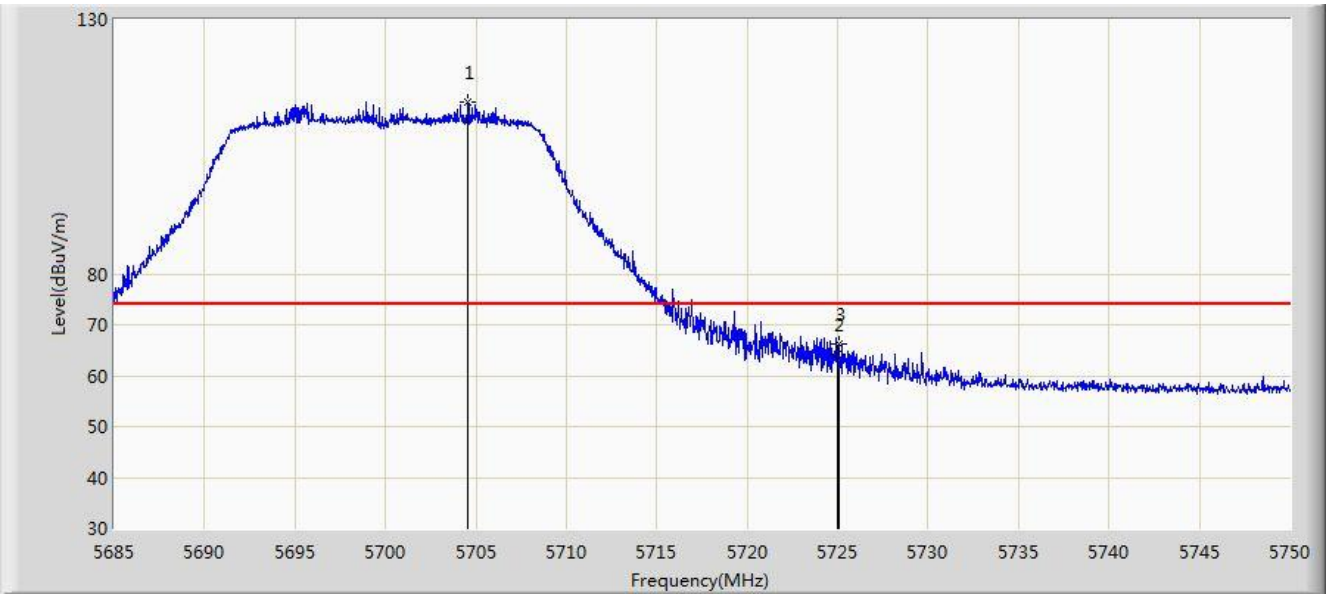

No	Flag	Mark	Frequency (MHz)	Measure Level (dBuV/m)	Reading Level (dBuV)	Over Limit (dB)	Limit (dBuV/m)	Factor (dB)	Type
1		*	5704.565	113.625	108.722	N/A	N/A	4.903	PK
2			5725.000	64.326	59.297	-9.674	74.000	5.029	PK
3			5725.072	66.171	61.142	-7.829	74.000	5.029	PK

Note: Measure Level (dBµV/m) = Reading Level (dBµV) + Factor (dB)

Factor (dB) = Cable Loss (dB) + Antenna Factor (dB/m) - Pre_Amplifier Gain (dB)

Site: AC1	Time: 2017/10/18 - 19:54
Limit: FCC_Part15.209_RE(3m)	Engineer: Kevin Ker
Probe: BBHA9120D_1GHz_18GHz	Polarity: Horizontal
EUT: ACCESS POINT	Power: AC 120V/60Hz
Test Mode: Transmit by 802.11n-HT20 at Channel 5700MHz Ant 0 + 1 (Beam-Forming Mode)	

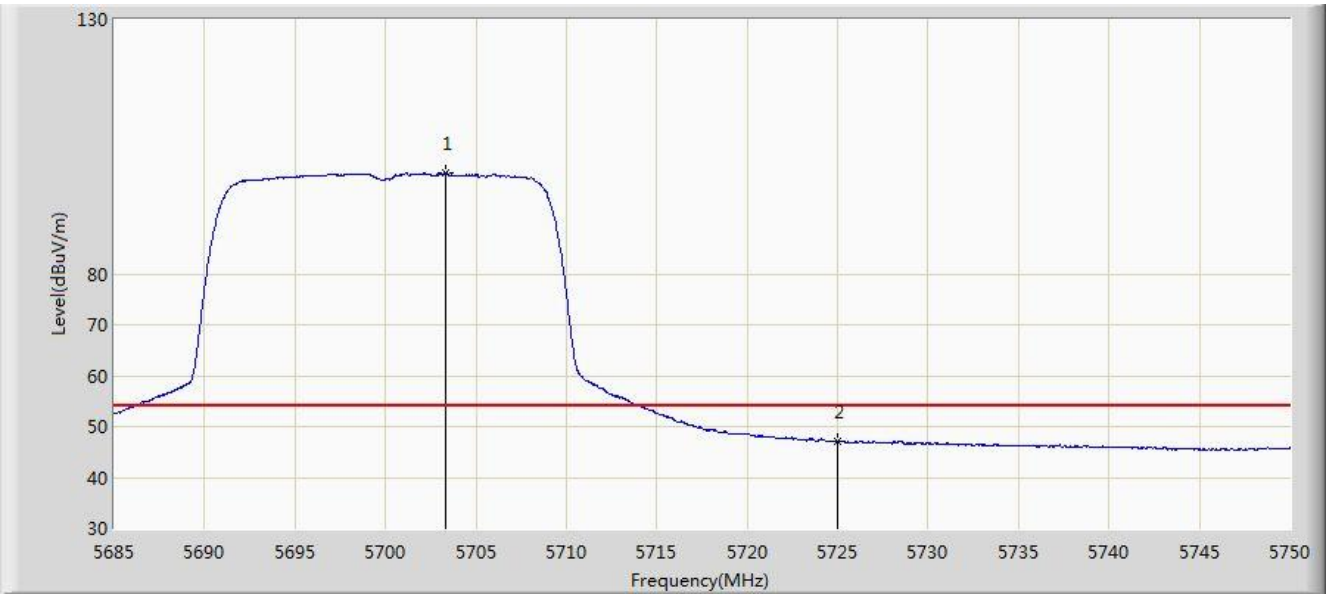

No	Flag	Mark	Frequency (MHz)	Measure Level (dBuV/m)	Reading Level (dBuV)	Over Limit (dB)	Limit (dBuV/m)	Factor (dB)	Type
1		*	5703.362	99.901	95.005	N/A	N/A	4.896	AV
2			5725.000	47.153	42.124	-6.847	54.000	5.029	AV

Note: Measure Level (dBµV/m) = Reading Level (dBµV) + Factor (dB)

Factor (dB) = Cable Loss (dB) + Antenna Factor (dB/m) - Pre_Amplifier Gain (dB)

Site: AC1	Time: 2017/10/18 - 19:55
Limit: FCC_Part15.209_RE(3m)	Engineer: Kevin Ker
Probe: BBHA9120D_1GHz_18GHz	Polarity: Vertical
EUT: ACCESS POINT	Power: AC 120V/60Hz
Test Mode: Transmit by 802.11n-HT20 at Channel 5700MHz Ant 0 + 1 (Beam-Forming Mode)	

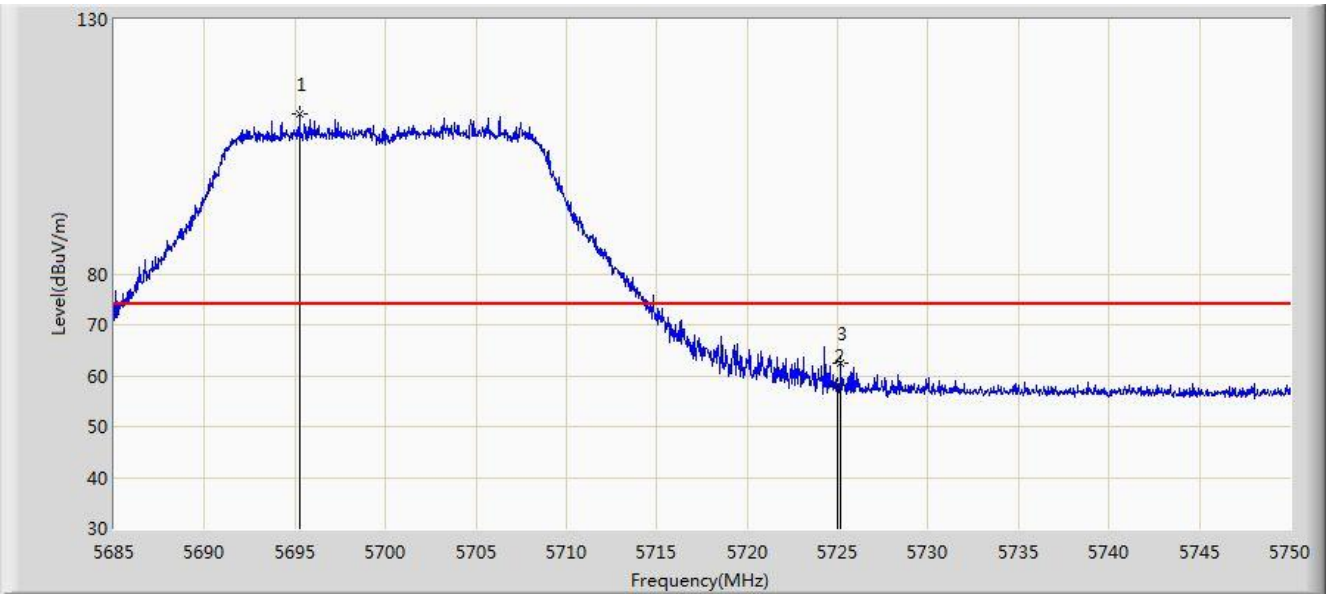

No	Flag	Mark	Frequency (MHz)	Measure Level (dBuV/m)	Reading Level (dBuV)	Over Limit (dB)	Limit (dBuV/m)	Factor (dB)	Type
1		*	5695.270	111.437	106.584	N/A	N/A	4.853	PK
2			5725.000	57.990	52.961	-16.010	74.000	5.029	PK
3			5725.170	62.344	57.314	-11.656	74.000	5.030	PK

Note: Measure Level (dBµV/m) = Reading Level (dBµV) + Factor (dB)

Factor (dB) = Cable Loss (dB) + Antenna Factor (dB/m) - Pre_Amplifier Gain (dB)

Site: AC1	Time: 2017/10/18 - 19:56
Limit: FCC_Part15.209_RE(3m)	Engineer: Kevin Ker
Probe: BBHA9120D_1GHz_18GHz	Polarity: Vertical
EUT: ACCESS POINT	Power: AC 120V/60Hz
Test Mode: Transmit by 802.11n-HT20 at Channel 5700MHz Ant 0 + 1 (Beam-Forming Mode)	

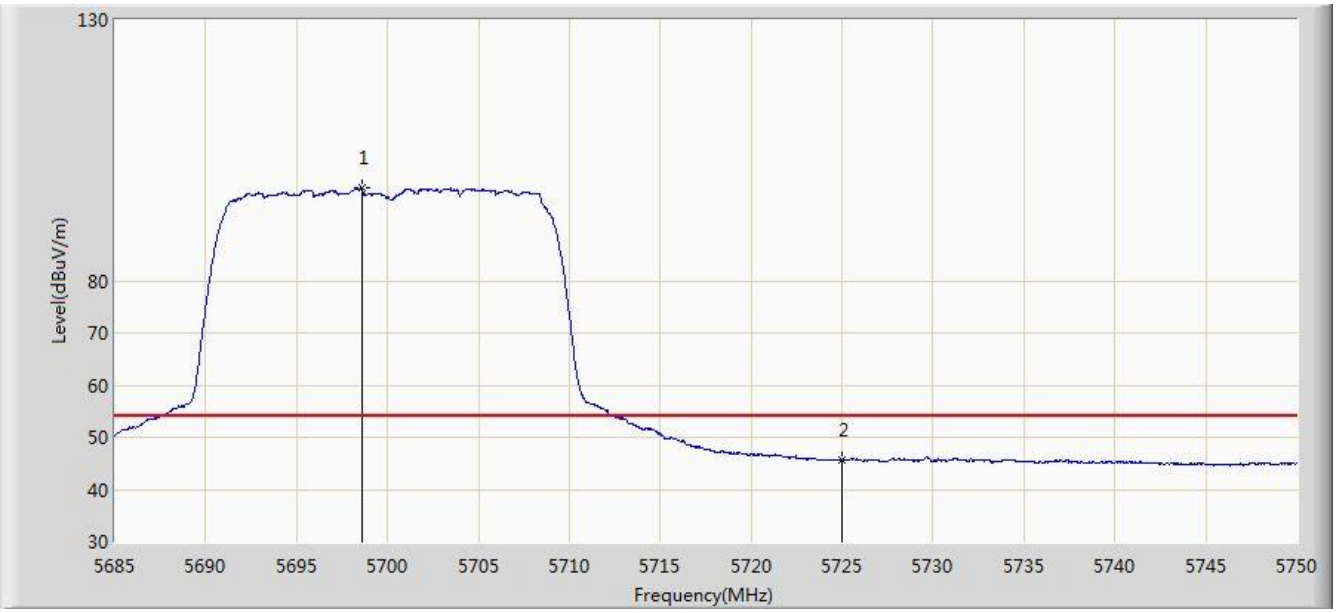

No	Flag	Mark	Frequency (MHz)	Measure Level (dBuV/m)	Reading Level (dBuV)	Over Limit (dB)	Limit (dBuV/m)	Factor (dB)	Type
1		*	5698.618	97.818	92.947	N/A	N/A	4.871	AV
2			5725.000	45.672	40.643	-8.328	54.000	5.029	AV

Note: Measure Level (dBµV/m) = Reading Level (dBµV) + Factor (dB)

Factor (dB) = Cable Loss (dB) + Antenna Factor (dB/m) - Pre_Amplifier Gain (dB)

Site: AC1	Time: 2017/10/18 - 20:19
Limit: FCC_Part15.209_RE(3m)	Engineer: Kevin Ker
Probe: BBHA9120D_1GHz_18GHz	Polarity: Horizontal
EUT: ACCESS POINT	Power: AC 120V/60Hz
Test Mode: Transmit by 802.11n-HT40 at Channel 5310MHz Ant 0 + 1 (Beam-Forming Mode)	

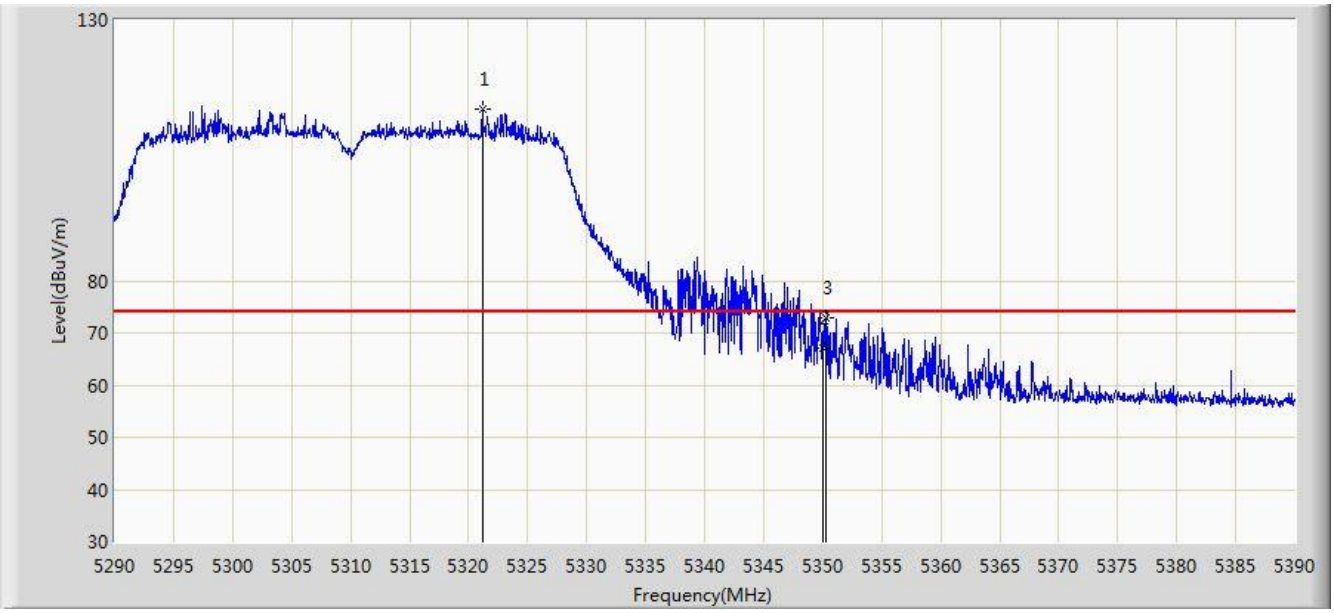

No	Flag	Mark	Frequency (MHz)	Measure Level (dBuV/m)	Reading Level (dBuV)	Over Limit (dB)	Limit (dBuV/m)	Factor (dB)	Type
1			5321.200	112.880	109.029	N/A	N/A	3.851	PK
2			5350.000	66.990	63.086	-7.010	74.000	3.904	PK
3			5350.300	72.994	69.088	-1.006	74.000	3.906	PK

Note: Measure Level (dBµV/m) = Reading Level (dBµV) + Factor (dB)

Factor (dB) = Cable Loss (dB) + Antenna Factor (dB/m) - Pre_Amplifier Gain (dB)

Site: AC1	Time: 2017/10/18 - 20:30
Limit: FCC_Part15.209_RE(3m)	Engineer: Kevin Ker
Probe: BBHA9120D_1GHz_18GHz	Polarity: Horizontal
EUT: ACCESS POINT	Power: AC 120V/60Hz
Test Mode: Transmit by 802.11n-HT40 at Channel 5310MHz Ant 0 + 1 (Beam-Forming Mode)	

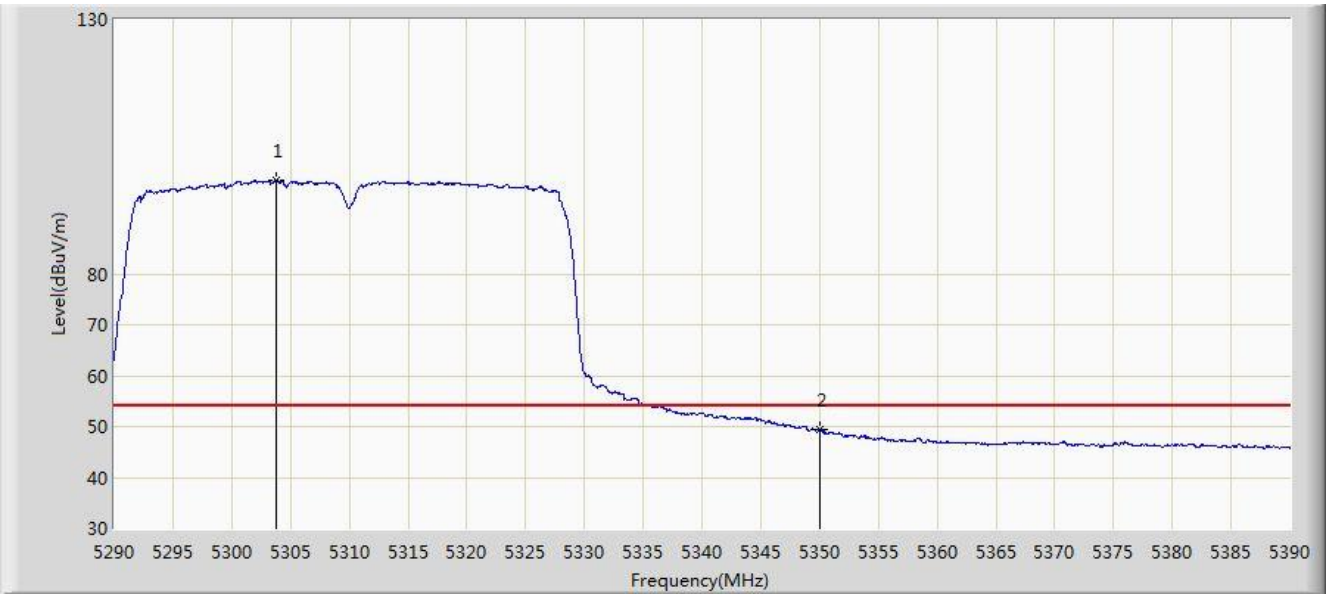

No	Flag	Mark	Frequency (MHz)	Measure Level (dBuV/m)	Reading Level (dBuV)	Over Limit (dB)	Limit (dBuV/m)	Factor (dB)	Type
1		*	5303.750	98.439	94.621	N/A	N/A	3.819	AV
2			5350.000	49.436	45.531	-4.564	54.000	3.904	AV

Note: Measure Level (dBµV/m) = Reading Level (dBµV) + Factor (dB)

Factor (dB) = Cable Loss (dB) + Antenna Factor (dB/m) - Pre_Amplifier Gain (dB)

Site: AC1	Time: 2017/10/18 - 20:33
Limit: FCC_Part15.209_RE(3m)	Engineer: Kevin Ker
Probe: BBHA9120D_1GHz_18GHz	Polarity: Vertical
EUT: ACCESS POINT	Power: AC 120V/60Hz
Test Mode: Transmit by 802.11n-HT40 at Channel 5310MHz Ant 0 + 1 (Beam-Forming Mode)	

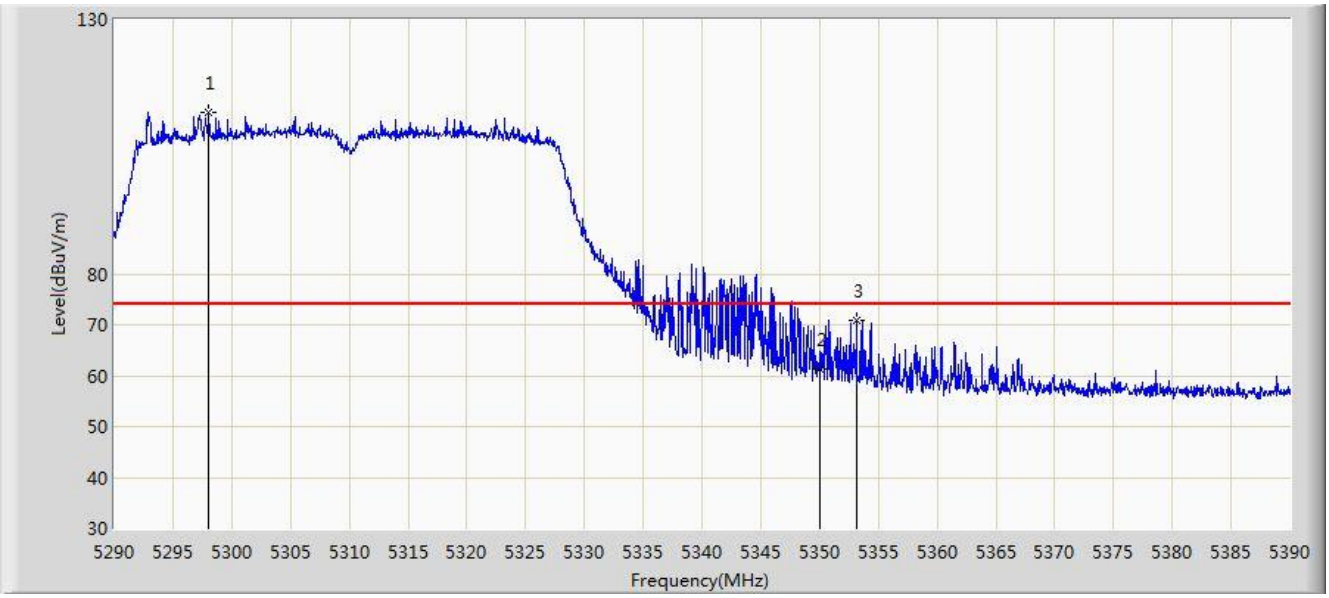

No	Flag	Mark	Frequency (MHz)	Measure Level (dBuV/m)	Reading Level (dBuV)	Over Limit (dB)	Limit (dBuV/m)	Factor (dB)	Type
1		*	5298.050	111.809	107.994	N/A	N/A	3.815	PK
2			5350.000	61.431	57.526	-12.569	74.000	3.904	PK
3			5353.150	70.870	66.960	-3.130	74.000	3.910	PK

Note: Measure Level (dBµV/m) = Reading Level (dBµV) + Factor (dB)

Factor (dB) = Cable Loss (dB) + Antenna Factor (dB/m) - Pre_Amplifier Gain (dB)

Site: AC1	Time: 2017/10/18 - 20:34
Limit: FCC_Part15.209_RE(3m)	Engineer: Kevin Ker
Probe: BBHA9120D_1GHz_18GHz	Polarity: Vertical
EUT: ACCESS POINT	Power: AC 120V/60Hz
Test Mode: Transmit by 802.11n-HT40 at Channel 5310MHz Ant 0 + 1 (Beam-Forming Mode)	

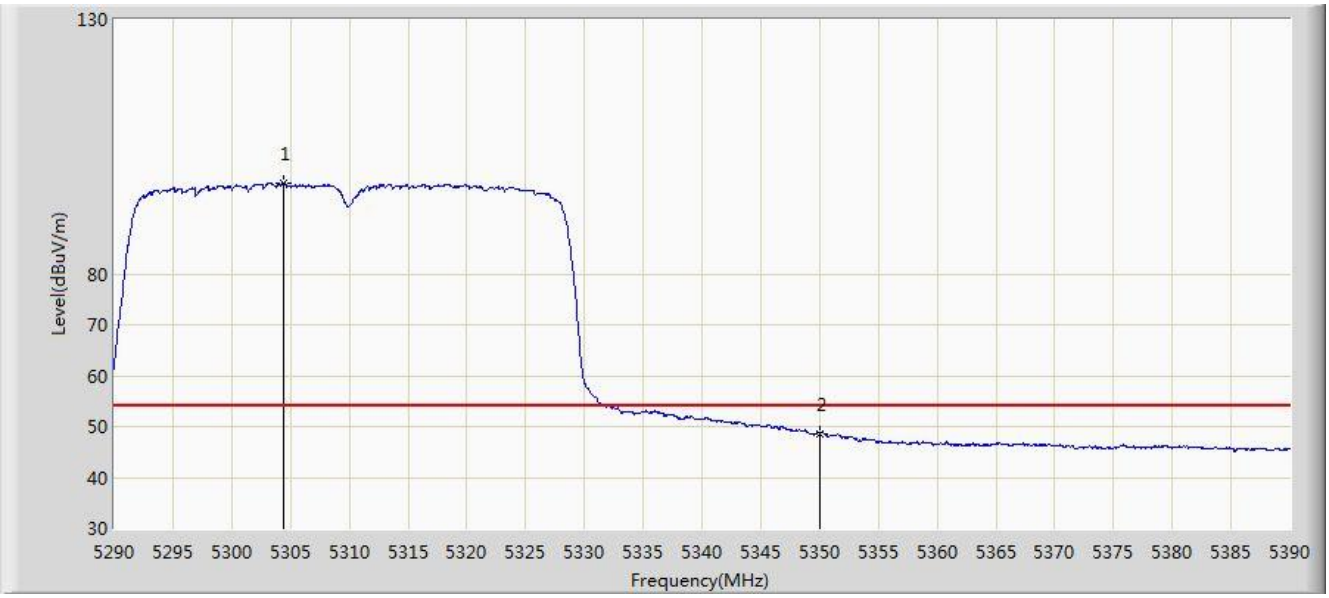

No	Flag	Mark	Frequency (MHz)	Measure Level (dBuV/m)	Reading Level (dBuV)	Over Limit (dB)	Limit (dBuV/m)	Factor (dB)	Type
1		*	5304.400	97.858	94.038	N/A	N/A	3.819	AV
2			5350.000	48.639	44.734	-5.361	54.000	3.904	AV

Note: Measure Level (dBµV/m) = Reading Level (dBµV) + Factor (dB)

Factor (dB) = Cable Loss (dB) + Antenna Factor (dB/m) - Pre_Amplifier Gain (dB)

Site: AC1	Time: 2017/10/18 - 20:40
Limit: FCC_Part15.209_RE(3m)	Engineer: Kevin Ker
Probe: BBHA9120D_1GHz_18GHz	Polarity: Horizontal
EUT: ACCESS POINT	Power: AC 120V/60Hz
Test Mode: Transmit by 802.11n-HT40 at Channel 5510MHz Ant 0 + 1 (Beam-Forming Mode)	

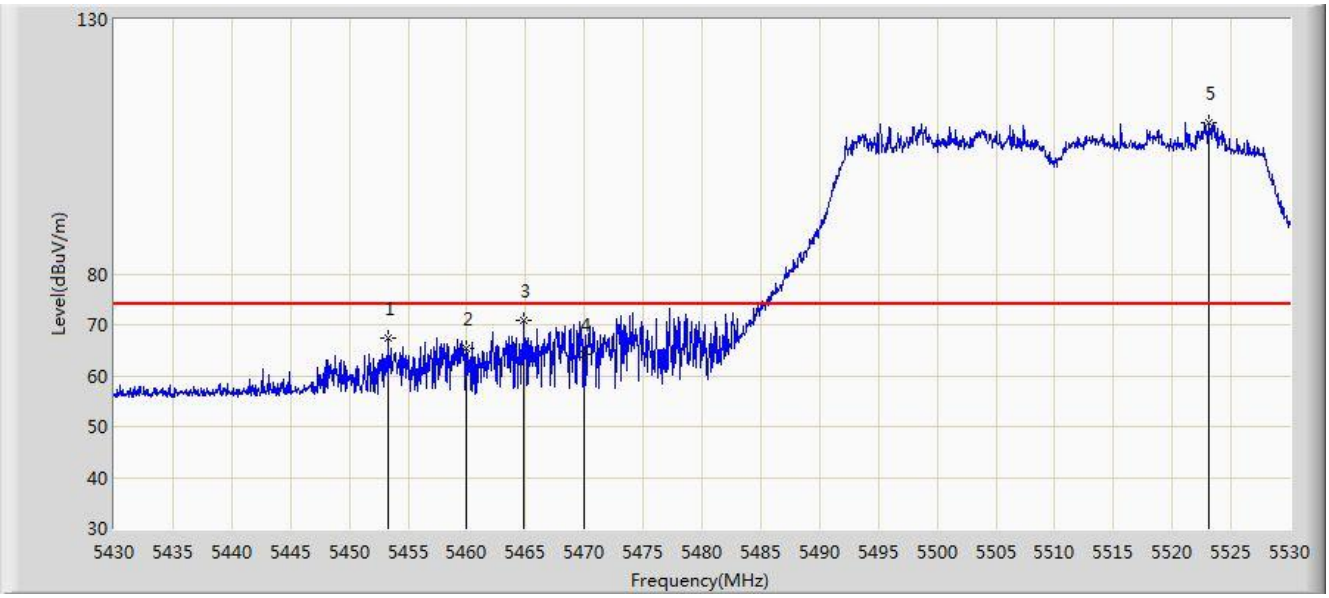

No	Flag	Mark	Frequency (MHz)	Measure Level (dBuV/m)	Reading Level (dBuV)	Over Limit (dB)	Limit (dBuV/m)	Factor (dB)	Type
1			5453.300	67.384	63.219	-6.616	74.000	4.165	PK
2			5460.000	65.357	61.177	-8.643	74.000	4.180	PK
3			5464.850	70.822	66.631	-3.178	74.000	4.191	PK
4			5470.000	64.131	59.929	-9.869	74.000	4.202	PK
5		*	5523.150	109.855	105.514	N/A	N/A	4.341	PK

Note: Measure Level (dBμV/m) = Reading Level (dBμV) + Factor (dB)

Factor (dB) = Cable Loss (dB) + Antenna Factor (dB/m) - Pre_Amplifier Gain (dB)

Site: AC1	Time: 2017/10/18 - 20:42
Limit: FCC_Part15.209_RE(3m)	Engineer: Kevin Ker
Probe: BBHA9120D_1GHz_18GHz	Polarity: Horizontal
EUT: ACCESS POINT	Power: AC 120V/60Hz
Test Mode: Transmit by 802.11n-HT40 at Channel 5510MHz Ant 0 + 1 (Beam-Forming Mode)	

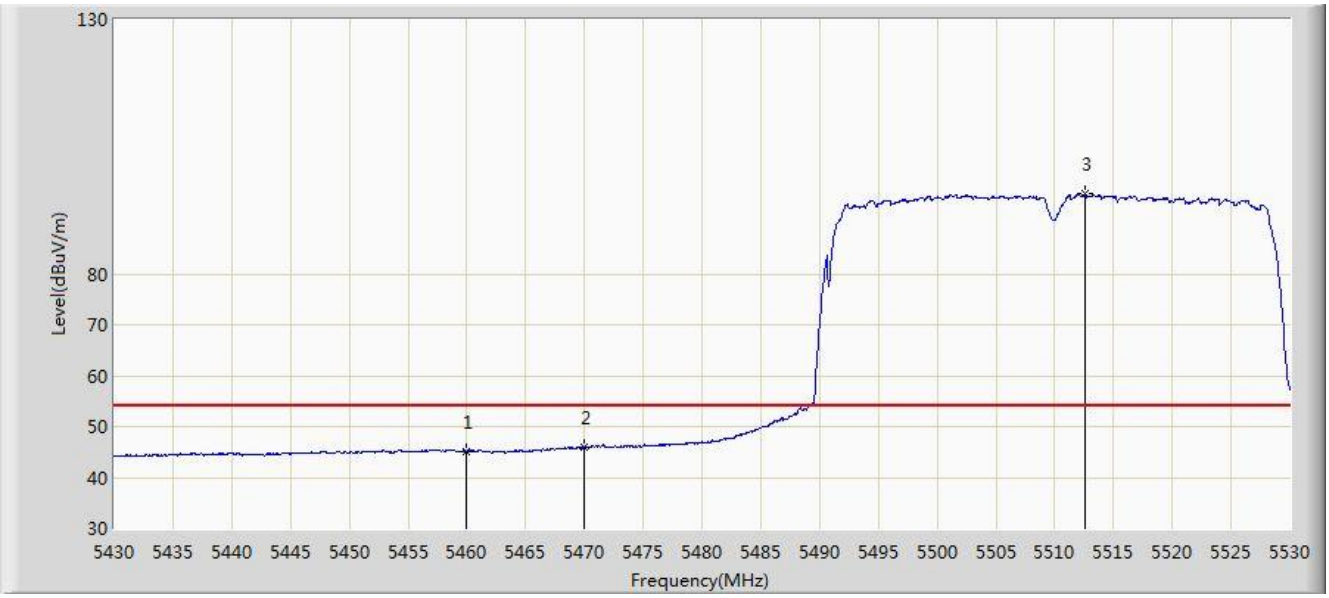

No	Flag	Mark	Frequency (MHz)	Measure Level (dBuV/m)	Reading Level (dBuV)	Over Limit (dB)	Limit (dBuV/m)	Factor (dB)	Type
1			5460.000	45.141	40.961	-8.859	54.000	4.180	AV
2			5470.000	45.832	41.630	-8.168	54.000	4.202	AV
3		*	5512.600	95.686	91.377	N/A	N/A	4.309	AV

Note: Measure Level (dBµV/m) = Reading Level (dBµV) + Factor (dB)

Factor (dB) = Cable Loss (dB) + Antenna Factor (dB/m) - Pre_Amplifier Gain (dB)

Site: AC1	Time: 2017/10/18 - 20:44
Limit: FCC_Part15.209_RE(3m)	Engineer: Kevin Ker
Probe: BBHA9120D_1GHz_18GHz	Polarity: Vertical
EUT: ACCESS POINT	Power: AC 120V/60Hz
Test Mode: Transmit by 802.11n-HT40 at Channel 5510MHz Ant 0 + 1 (Beam-Forming Mode)	

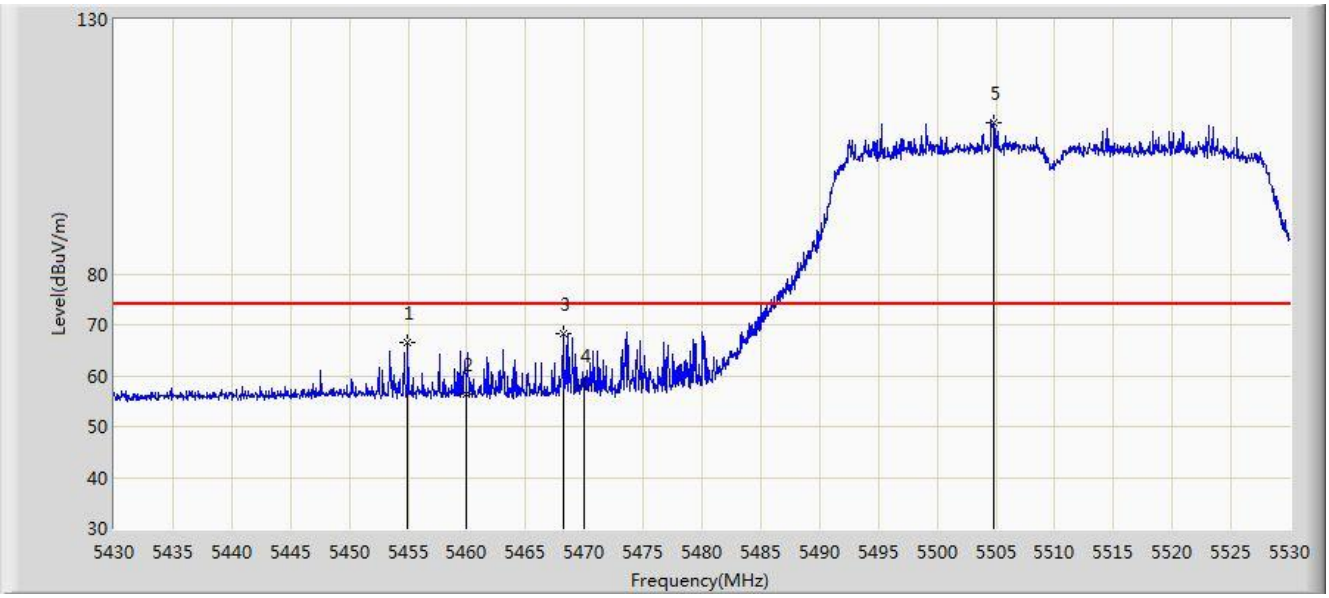

No	Flag	Mark	Frequency (MHz)	Measure Level (dBuV/m)	Reading Level (dBuV)	Over Limit (dB)	Limit (dBuV/m)	Factor (dB)	Type
1			5454.950	66.525	62.355	-7.475	74.000	4.170	PK
2			5460.000	56.492	52.312	-17.508	74.000	4.180	PK
3			5468.200	68.278	64.080	-5.722	74.000	4.198	PK
4			5470.000	58.006	53.804	-15.994	74.000	4.202	PK
5		*	5504.850	109.818	105.532	N/A	N/A	4.286	PK

Note: Measure Level (dBµV/m) = Reading Level (dBµV) + Factor (dB)

Factor (dB) = Cable Loss (dB) + Antenna Factor (dB/m) - Pre_Amplifier Gain (dB)

Site: AC1	Time: 2017/10/18 - 20:45
Limit: FCC_Part15.209_RE(3m)	Engineer: Kevin Ker
Probe: BBHA9120D_1GHz_18GHz	Polarity: Vertical
EUT: ACCESS POINT	Power: AC 120V/60Hz
Test Mode: Transmit by 802.11n-HT40 at Channel 5510MHz Ant 0 + 1 (Beam-Forming Mode)	

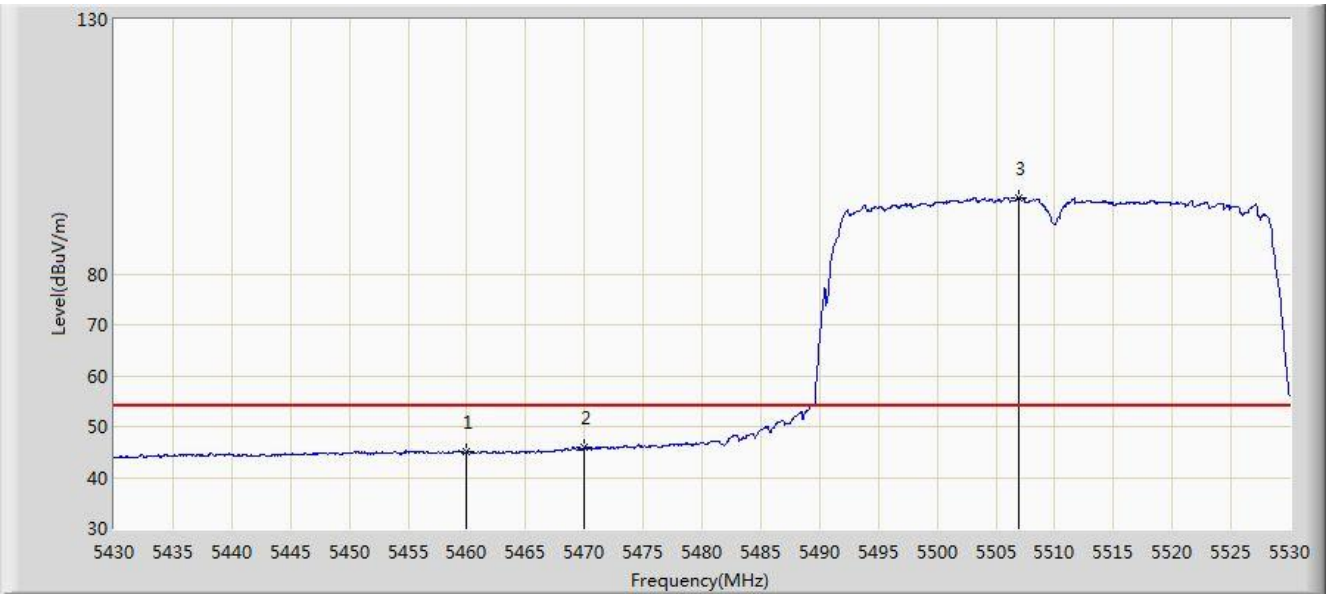

No	Flag	Mark	Frequency (MHz)	Measure Level (dBuV/m)	Reading Level (dBuV)	Over Limit (dB)	Limit (dBuV/m)	Factor (dB)	Type
1			5460.000	45.049	40.869	-8.951	54.000	4.180	AV
2			5470.000	45.809	41.607	-8.191	54.000	4.202	AV
3		*	5506.950	95.002	90.710	N/A	N/A	4.292	AV

Note: Measure Level (dBµV/m) = Reading Level (dBµV) + Factor (dB)

Factor (dB) = Cable Loss (dB) + Antenna Factor (dB/m) - Pre_Amplifier Gain (dB)

Site: AC1	Time: 2017/10/18 - 20:47
Limit: FCC_Part15.209_RE(3m)	Engineer: Kevin Ker
Probe: BBHA9120D_1GHz_18GHz	Polarity: Horizontal
EUT: ACCESS POINT	Power: AC 120V/60Hz
Test Mode: Transmit by 802.11n-HT40 at Channel 5670MHz Ant 0 + 1 (Beam-Forming Mode)	

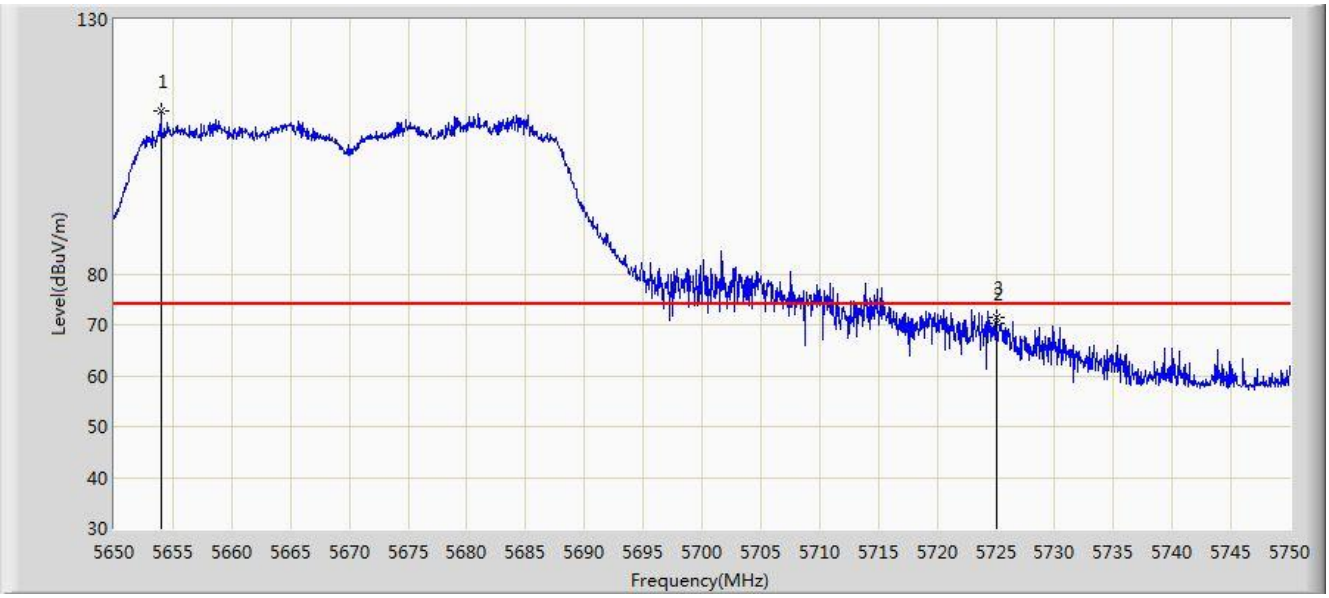

No	Flag	Mark	Frequency (MHz)	Measure Level (dBuV/m)	Reading Level (dBuV)	Over Limit (dB)	Limit (dBuV/m)	Factor (dB)	Type
1			5653.950	111.927	107.243	N/A	N/A	4.685	PK
2			5725.000	70.265	65.236	-3.735	74.000	5.029	PK
3		*	5725.050	71.539	66.510	-2.461	74.000	5.029	PK

Note: Measure Level (dBµV/m) = Reading Level (dBµV) + Factor (dB)

Factor (dB) = Cable Loss (dB) + Antenna Factor (dB/m) - Pre_Amplifier Gain (dB)

Site: AC1	Time: 2017/10/18 - 20:56
Limit: FCC_Part15.209_RE(3m)	Engineer: Kevin Ker
Probe: BBHA9120D_1GHz_18GHz	Polarity: Horizontal
EUT: ACCESS POINT	Power: AC 120V/60Hz
Test Mode: Transmit by 802.11n-HT40 at Channel 5670MHz Ant 0 + 1 (Beam-Forming Mode)	

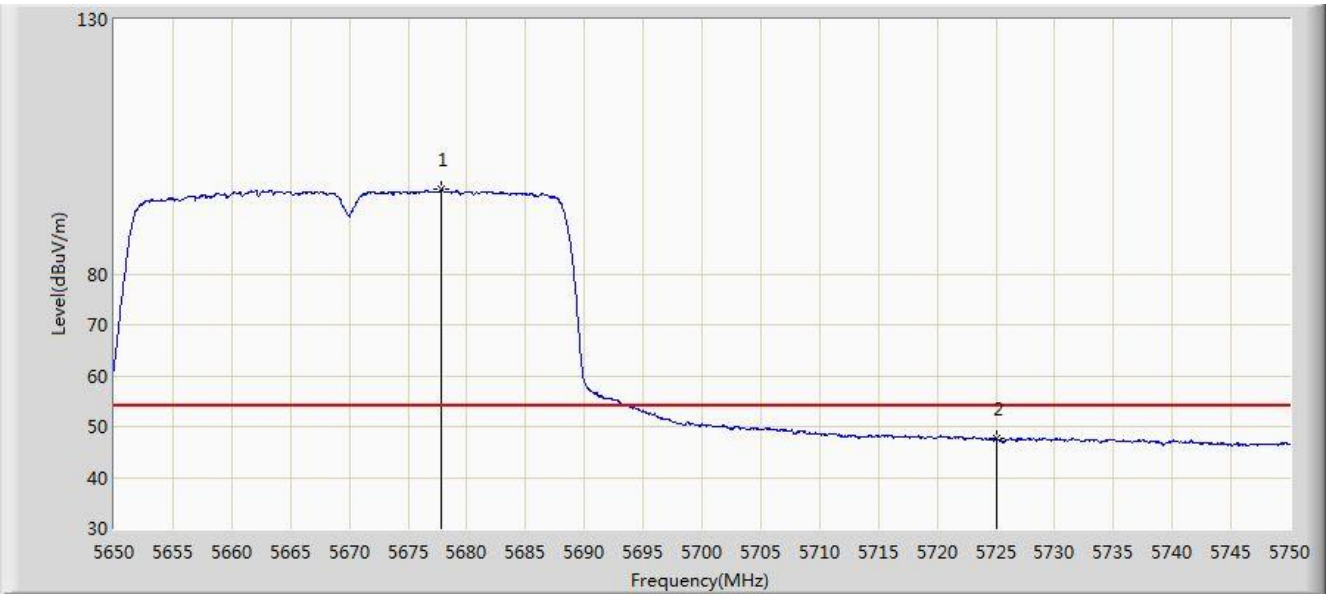

No	Flag	Mark	Frequency (MHz)	Measure Level (dBuV/m)	Reading Level (dBuV)	Over Limit (dB)	Limit (dBuV/m)	Factor (dB)	Type
1			5677.850	96.541	91.762	N/A	N/A	4.780	AV
2		*	5725.000	47.561	42.532	-6.439	54.000	5.029	AV

Note: Measure Level (dBµV/m) = Reading Level (dBµV) + Factor (dB)

Factor (dB) = Cable Loss (dB) + Antenna Factor (dB/m) - Pre_Amplifier Gain (dB)

Site: AC1	Time: 2017/10/18 - 20:57
Limit: FCC_Part15.209_RE(3m)	Engineer: Kevin Ker
Probe: BBHA9120D_1GHz_18GHz	Polarity: Vertical
EUT: ACCESS POINT	Power: AC 120V/60Hz
Test Mode: Transmit by 802.11n-HT40 at Channel 5670MHz Ant 0 + 1 (Beam-Forming Mode)	

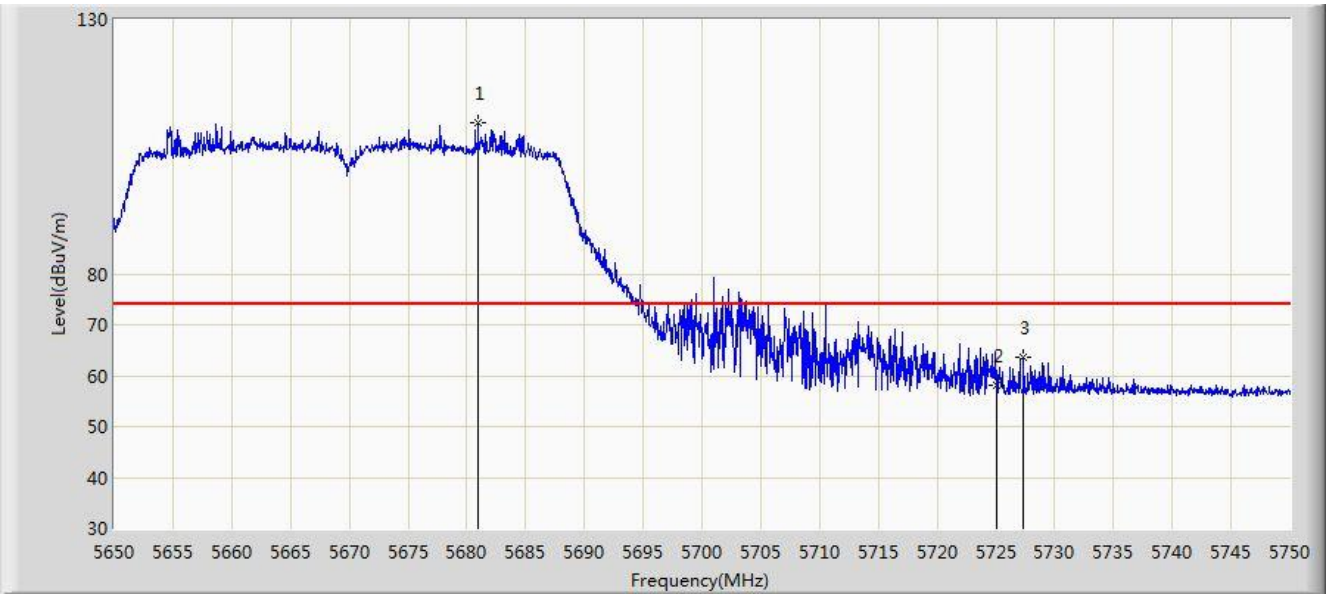

No	Flag	Mark	Frequency (MHz)	Measure Level (dBuV/m)	Reading Level (dBuV)	Over Limit (dB)	Limit (dBuV/m)	Factor (dB)	Type
1		*	5680.950	109.622	104.831	N/A	N/A	4.791	PK
2			5725.000	58.251	53.222	-15.749	74.000	5.029	PK
3			5727.350	63.560	58.516	-10.440	74.000	5.044	PK

Note: Measure Level (dBµV/m) = Reading Level (dBµV) + Factor (dB)

Factor (dB) = Cable Loss (dB) + Antenna Factor (dB/m) - Pre_Amplifier Gain (dB)

Site: AC1	Time: 2017/10/18 - 20:59
Limit: FCC_Part15.209_RE(3m)	Engineer: Kevin Ker
Probe: BBHA9120D_1GHz_18GHz	Polarity: Vertical
EUT: ACCESS POINT	Power: AC 120V/60Hz
Test Mode: Transmit by 802.11n-HT40 at Channel 5670MHz Ant 0 + 1 (Beam-Forming Mode)	

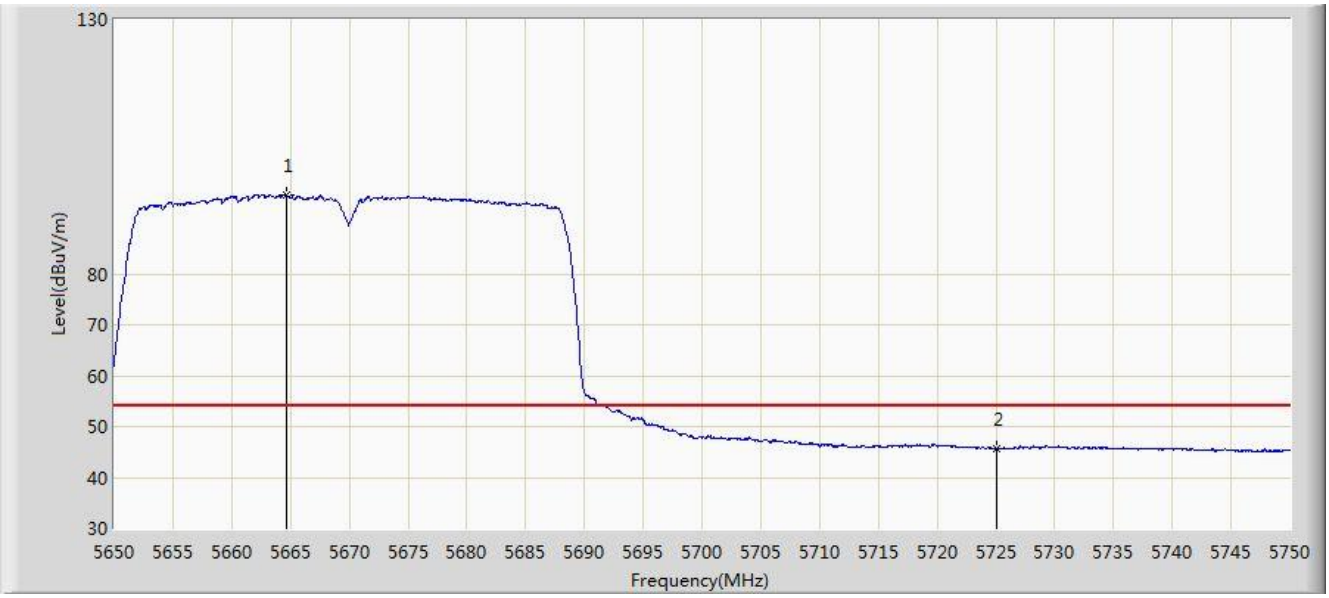

No	Flag	Mark	Frequency (MHz)	Measure Level (dBuV/m)	Reading Level (dBuV)	Over Limit (dB)	Limit (dBuV/m)	Factor (dB)	Type
1		*	5664.600	95.536	90.811	N/A	N/A	4.724	AV
2			5725.000	45.770	40.741	-8.230	54.000	5.029	AV

Note: Measure Level (dBµV/m) = Reading Level (dBµV) + Factor (dB)

Factor (dB) = Cable Loss (dB) + Antenna Factor (dB/m) - Pre_Amplifier Gain (dB)

Site: AC1	Time: 2017/10/18 - 21:51
Limit: FCC_Part15.209_RE(3m)	Engineer: Kevin Ker
Probe: BBHA9120D_1GHz_18GHz	Polarity: Horizontal
EUT: ACCESS POINT	Power: AC 120V/60Hz
Test Mode: Transmit by 802.11ac-VHT20 at Channel 5320MHz Ant 0 + 1 (Beam-Forming Mode)	

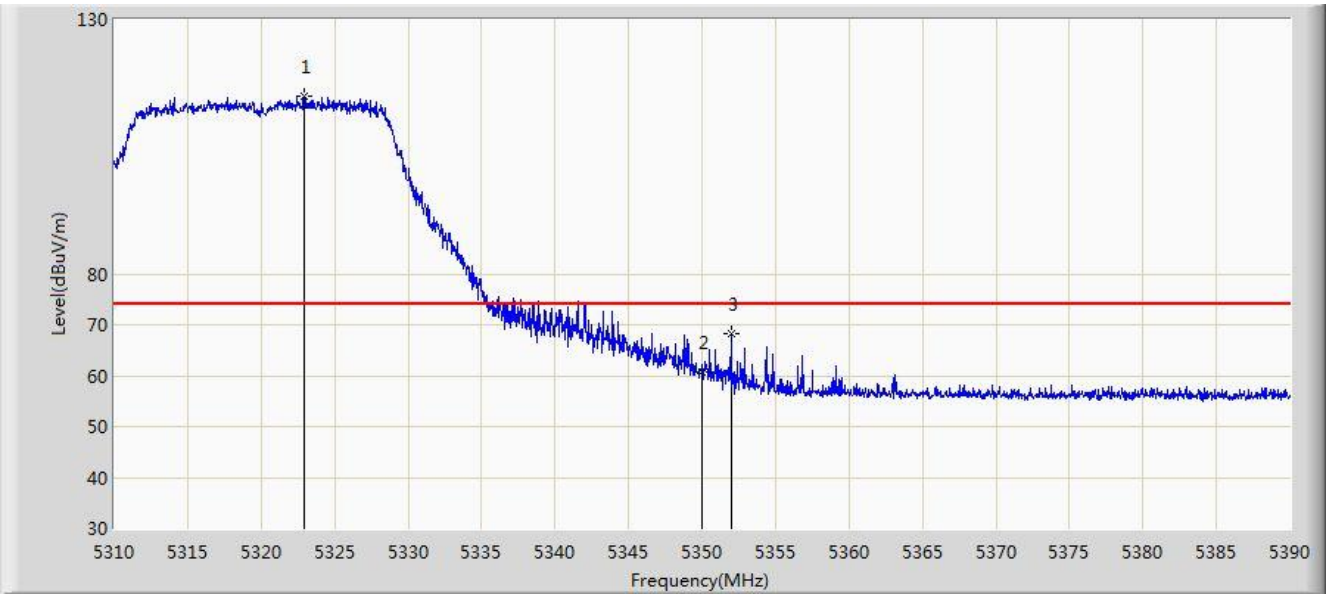

No	Flag	Mark	Frequency (MHz)	Measure Level (dBuV/m)	Reading Level (dBuV)	Over Limit (dB)	Limit (dBuV/m)	Factor (dB)	Type
1		*	5322.920	114.975	111.121	N/A	N/A	3.854	PK
2			5350.000	60.639	56.734	-13.361	74.000	3.904	PK
3			5351.960	68.274	64.366	-5.726	74.000	3.908	PK

Note: Measure Level (dBµV/m) = Reading Level (dBµV) + Factor (dB)

Factor (dB) = Cable Loss (dB) + Antenna Factor (dB/m) - Pre_Amplifier Gain (dB)

Site: AC1	Time: 2017/10/18 - 21:54
Limit: FCC_Part15.209_RE(3m)	Engineer: Kevin Ker
Probe: BBHA9120D_1GHz_18GHz	Polarity: Horizontal
EUT: ACCESS POINT	Power: AC 120V/60Hz
Test Mode: Transmit by 802.11ac-VHT20 at Channel 5320MHz Ant 0 + 1 (Beam-Forming Mode)	

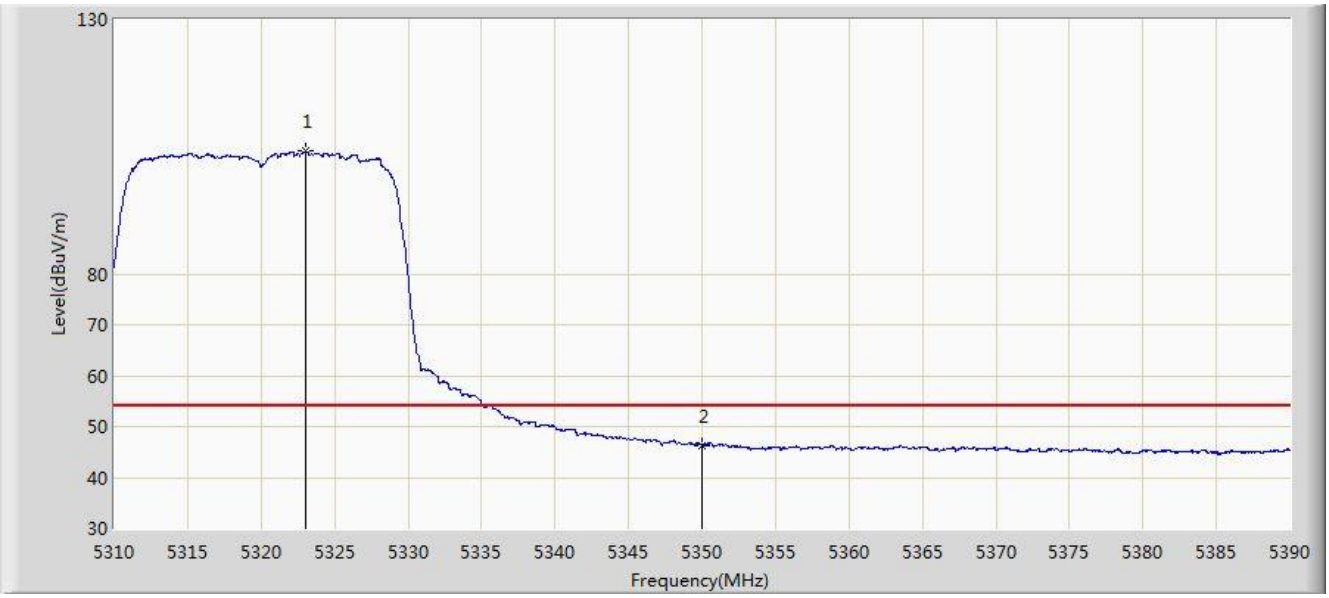

No	Flag	Mark	Frequency (MHz)	Measure Level (dBuV/m)	Reading Level (dBuV)	Over Limit (dB)	Limit (dBuV/m)	Factor (dB)	Type
1		*	5323.000	104.081	100.227	N/A	N/A	3.855	AV
2			5350.000	46.372	42.467	-7.628	54.000	3.904	AV

Note: Measure Level (dBµV/m) = Reading Level (dBµV) + Factor (dB)

Factor (dB) = Cable Loss (dB) + Antenna Factor (dB/m) - Pre_Amplifier Gain (dB)

Site: AC1	Time: 2017/10/18 - 21:55
Limit: FCC_Part15.209_RE(3m)	Engineer: Kevin Ker
Probe: BBHA9120D_1GHz_18GHz	Polarity: Vertical
EUT: ACCESS POINT	Power: AC 120V/60Hz
Test Mode: Transmit by 802.11ac-VHT20 at Channel 5320MHz Ant 0 + 1 (Beam-Forming Mode)	

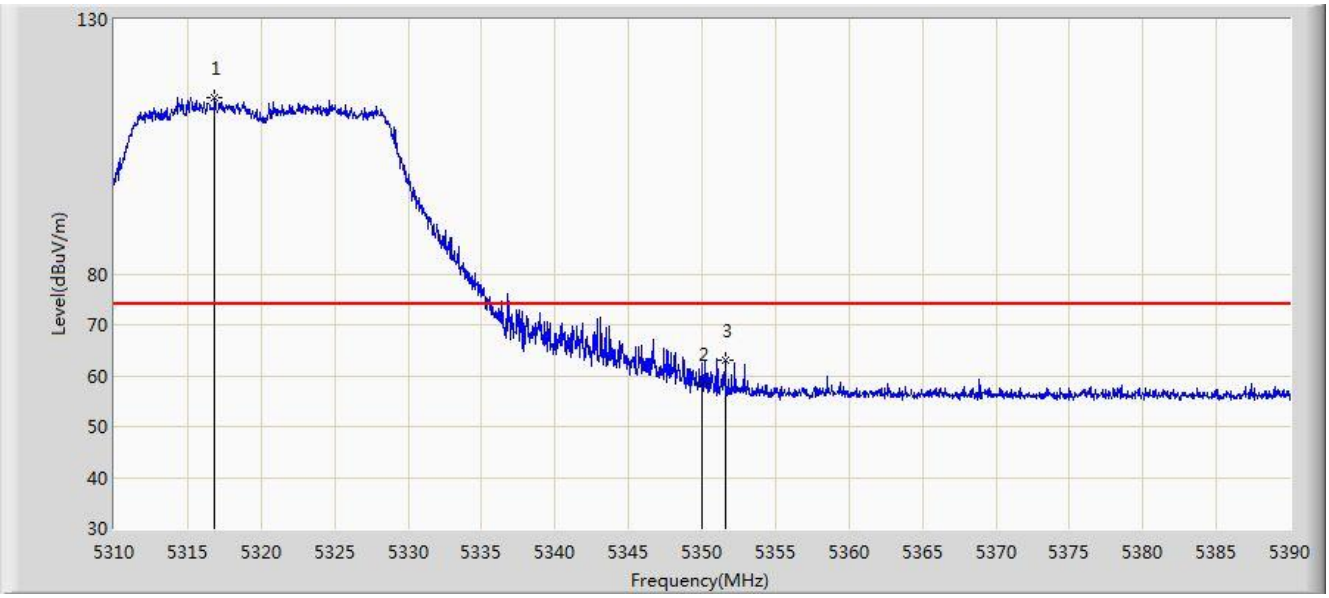

No	Flag	Mark	Frequency (MHz)	Measure Level (dBuV/m)	Reading Level (dBuV)	Over Limit (dB)	Limit (dBuV/m)	Factor (dB)	Type
1		*	5316.840	114.720	110.877	N/A	N/A	3.843	PK
2			5350.000	58.329	54.424	-15.671	74.000	3.904	PK
3			5351.560	63.105	59.197	-10.895	74.000	3.908	PK

Note: Measure Level (dBµV/m) = Reading Level (dBµV) + Factor (dB)

Factor (dB) = Cable Loss (dB) + Antenna Factor (dB/m) - Pre_Amplifier Gain (dB)

Site: AC1	Time: 2017/10/18 - 21:57
Limit: FCC_Part15.209_RE(3m)	Engineer: Kevin Ker
Probe: BBHA9120D_1GHz_18GHz	Polarity: Vertical
EUT: ACCESS POINT	Power: AC 120V/60Hz
Test Mode: Transmit by 802.11ac-VHT20 at Channel 5320MHz Ant 0 + 1 (Beam-Forming Mode)	

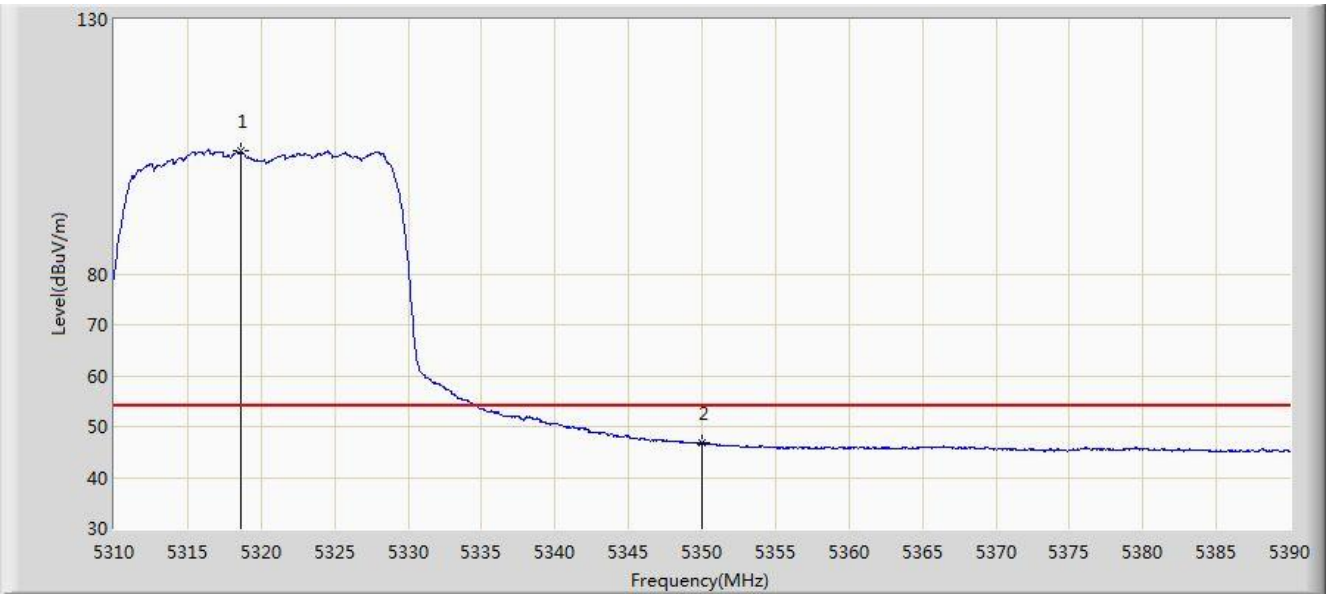

No	Flag	Mark	Frequency (MHz)	Measure Level (dBuV/m)	Reading Level (dBuV)	Over Limit (dB)	Limit (dBuV/m)	Factor (dB)	Type
1		*	5318.600	104.079	100.233	N/A	N/A	3.846	AV
2			5350.000	46.680	42.775	-7.320	54.000	3.904	AV

Note: Measure Level (dBµV/m) = Reading Level (dBµV) + Factor (dB)

Factor (dB) = Cable Loss (dB) + Antenna Factor (dB/m) - Pre_Amplifier Gain (dB)

Site: AC1	Time: 2017/10/18 - 21:59
Limit: FCC_Part15.209_RE(3m)	Engineer: Kevin Ker
Probe: BBHA9120D_1GHz_18GHz	Polarity: Horizontal
EUT: ACCESS POINT	Power: AC 120V/60Hz
Test Mode: Transmit by 802.11ac-VHT20 at Channel 5500MHz Ant 0 + 1 (Beam-Forming Mode)	

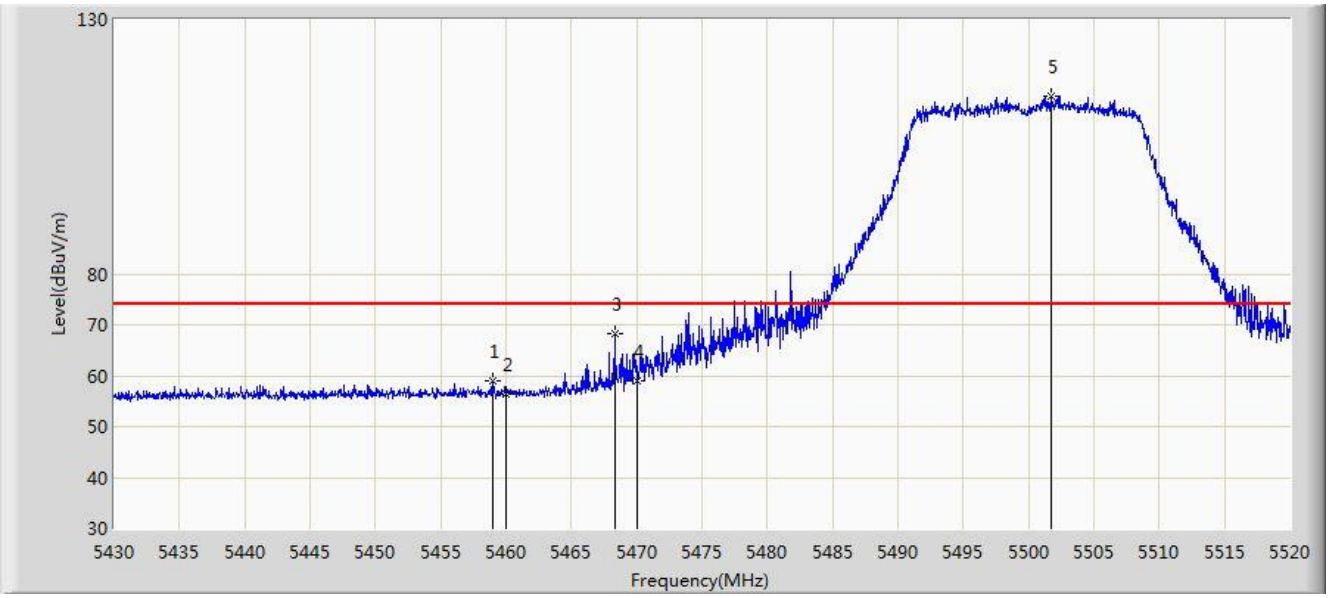

No	Flag	Mark	Frequency (MHz)	Measure Level (dBuV/m)	Reading Level (dBuV)	Over Limit (dB)	Limit (dBuV/m)	Factor (dB)	Type
1			5459.025	58.873	54.695	-15.127	74.000	4.178	PK
2			5460.000	56.432	52.252	-17.568	74.000	4.180	PK
3			5468.295	68.174	63.975	-5.826	74.000	4.198	PK
4			5470.000	58.890	54.688	-15.110	74.000	4.202	PK
5		*	5501.775	114.978	110.701	N/A	N/A	4.278	PK

Note: Measure Level (dBμV/m) = Reading Level (dBμV) + Factor (dB)

Factor (dB) = Cable Loss (dB) + Antenna Factor (dB/m) - Pre_Amplifier Gain (dB)

Site: AC1	Time: 2017/10/18 - 22:02
Limit: FCC_Part15.209_RE(3m)	Engineer: Kevin Ker
Probe: BBHA9120D_1GHz_18GHz	Polarity: Horizontal
EUT: ACCESS POINT	Power: AC 120V/60Hz
Test Mode: Transmit by 802.11ac-VHT20 at Channel 5500MHz Ant 0 + 1 (Beam-Forming Mode)	

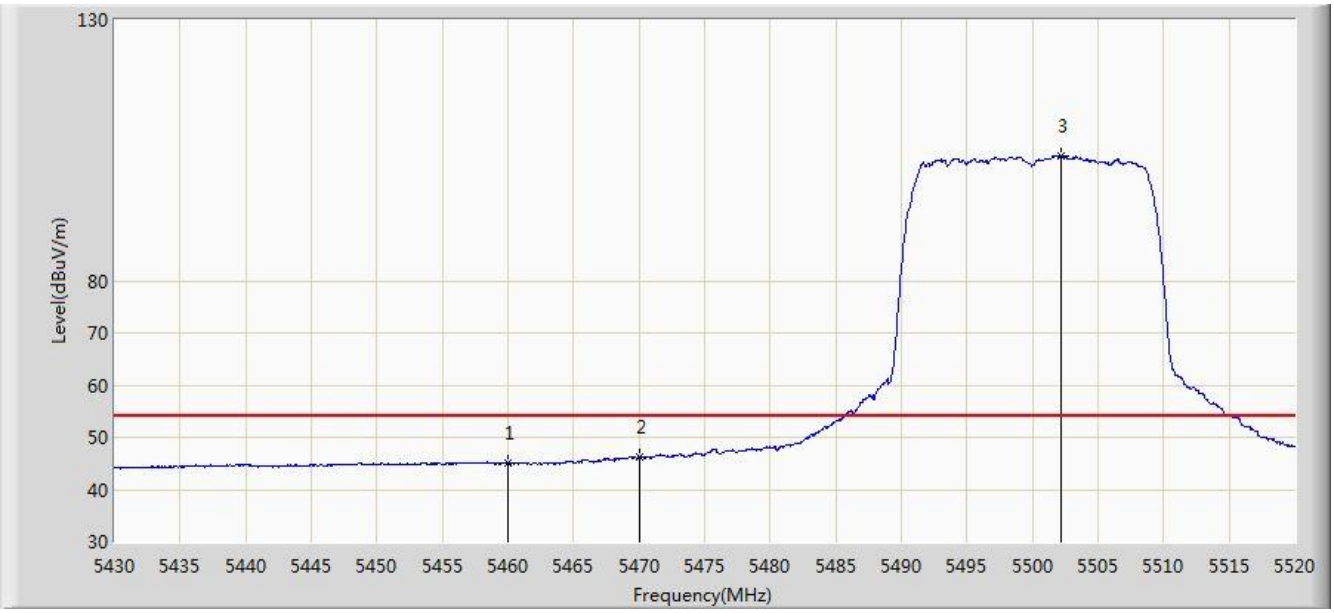

No	Flag	Mark	Frequency (MHz)	Measure Level (dBuV/m)	Reading Level (dBuV)	Over Limit (dB)	Limit (dBuV/m)	Factor (dB)	Type
1			5460.000	45.049	40.869	-8.951	54.000	4.180	AV
2			5470.000	46.138	41.936	-7.862	54.000	4.202	AV
2		*	5502.180	103.887	99.609	N/A	N/A	4.278	AV

Note: Measure Level (dBµV/m) = Reading Level (dBµV) + Factor (dB)

Factor (dB) = Cable Loss (dB) + Antenna Factor (dB/m) - Pre_Amplifier Gain (dB)

Site: AC1	Time: 2017/10/18 - 22:04
Limit: FCC_Part15.209_RE(3m)	Engineer: Kevin Ker
Probe: BBHA9120D_1GHz_18GHz	Polarity: Vertical
EUT: ACCESS POINT	Power: AC 120V/60Hz
Test Mode: Transmit by 802.11ac-VHT20 at Channel 5500MHz Ant 0 + 1 (Beam-Forming Mode)	

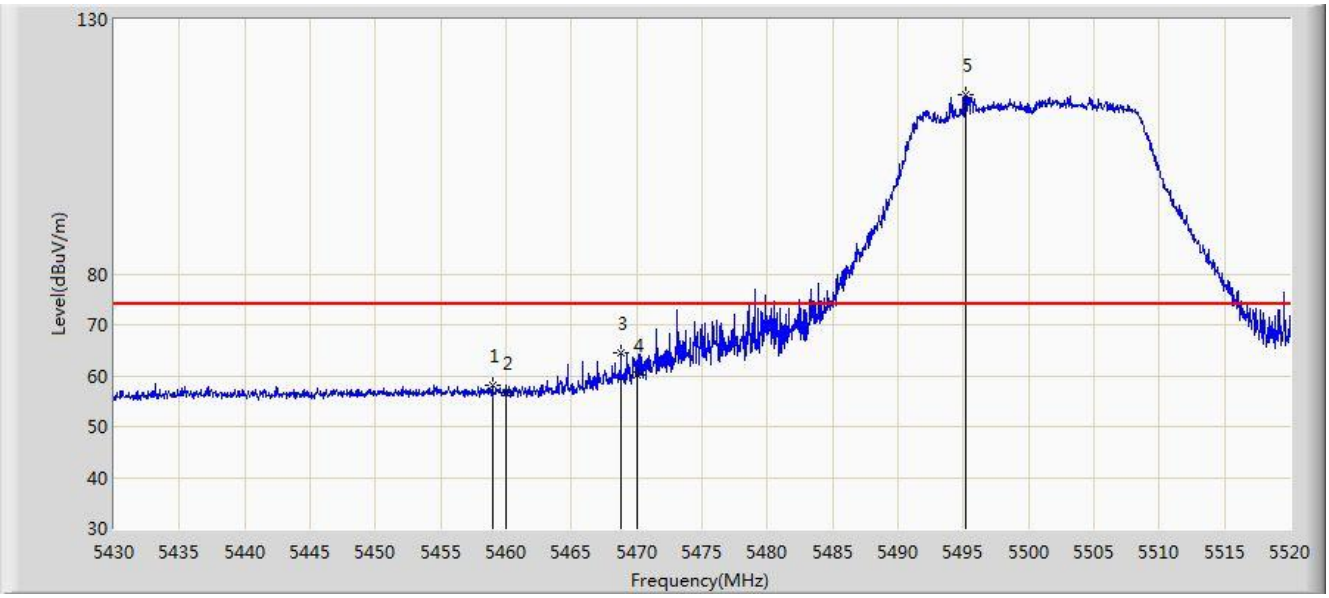

No	Flag	Mark	Frequency (MHz)	Measure Level (dBuV/m)	Reading Level (dBuV)	Over Limit (dB)	Limit (dBuV/m)	Factor (dB)	Type
1			5458.935	58.146	53.968	-15.854	74.000	4.178	PK
2			5460.000	56.617	52.437	-17.383	74.000	4.180	PK
3			5468.790	64.576	60.376	-3.624	68.200	4.200	PK
4			5470.000	60.030	55.828	-8.170	68.200	4.202	PK
5		*	5495.160	115.325	111.065	N/A	N/A	4.259	PK

Note: Measure Level (dBμV/m) = Reading Level (dBμV) + Factor (dB)

Factor (dB) = Cable Loss (dB) + Antenna Factor (dB/m) - Pre_Amplifier Gain (dB)

Site: AC1	Time: 2017/10/18 - 22:05
Limit: FCC_Part15.209_RE(3m)	Engineer: Kevin Ker
Probe: BBHA9120D_1GHz_18GHz	Polarity: Vertical
EUT: ACCESS POINT	Power: AC 120V/60Hz
Test Mode: Transmit by 802.11ac-VHT20 at Channel 5500MHz Ant 0 + 1 (Beam-Forming Mode)	

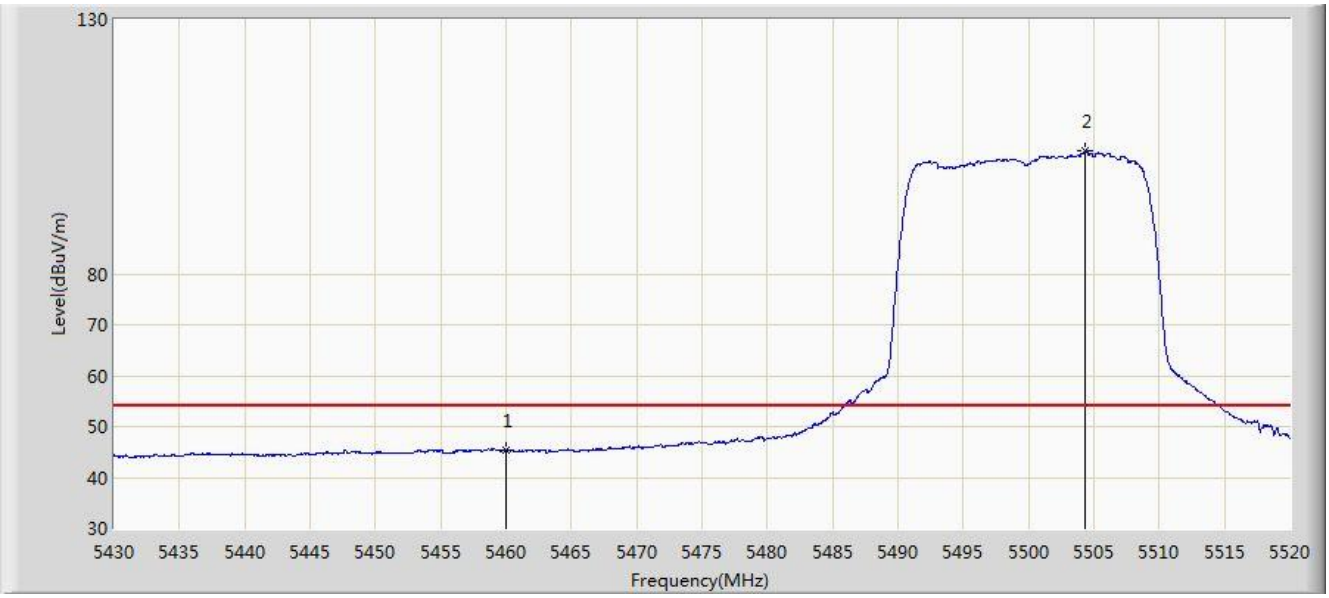

No	Flag	Mark	Frequency (MHz)	Measure Level (dBuV/m)	Reading Level (dBuV)	Over Limit (dB)	Limit (dBuV/m)	Factor (dB)	Type
1			5460.000	45.389	41.209	-8.611	54.000	4.180	AV
2		*	5504.340	104.178	99.893	N/A	N/A	4.284	AV

Note: Measure Level (dBµV/m) = Reading Level (dBµV) + Factor (dB)

Factor (dB) = Cable Loss (dB) + Antenna Factor (dB/m) - Pre_Amplifier Gain (dB)

Site: AC1	Time: 2017/10/18 - 22:07
Limit: FCC_Part15.209_RE(3m)	Engineer: Kevin Ker
Probe: BBHA9120D_1GHz_18GHz	Polarity: Horizontal
EUT: ACCESS POINT	Power: AC 120V/60Hz
Test Mode: Transmit by 802.11ac-VHT20 at Channel 5700MHz Ant 0 + 1 (Beam-Forming Mode)	

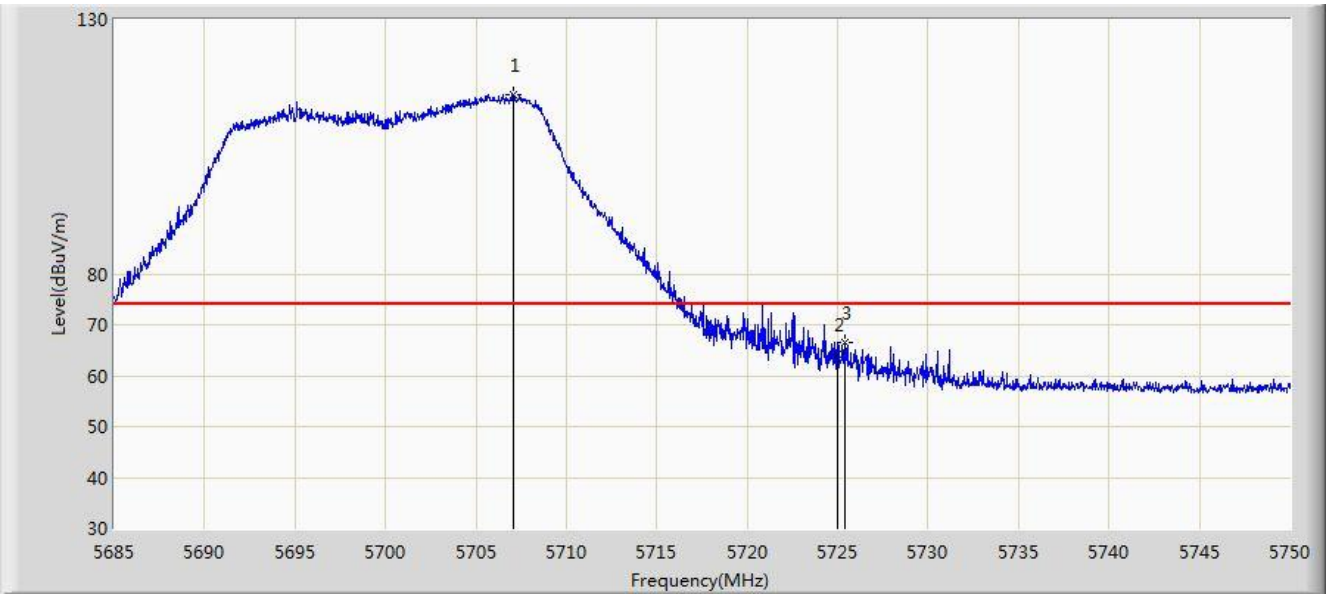

No	Flag	Mark	Frequency (MHz)	Measure Level (dBuV/m)	Reading Level (dBuV)	Over Limit (dB)	Limit (dBuV/m)	Factor (dB)	Type
1		*	5707.035	115.342	110.426	N/A	N/A	4.916	PK
2			5725.000	64.116	59.087	-9.884	74.000	5.029	PK
3			5725.365	66.467	61.436	-7.533	74.000	5.032	PK

Note: Measure Level (dBµV/m) = Reading Level (dBµV) + Factor (dB)

Factor (dB) = Cable Loss (dB) + Antenna Factor (dB/m) - Pre_Amplifier Gain (dB)

Site: AC1	Time: 2017/10/18 - 22:11
Limit: FCC_Part15.209_RE(3m)	Engineer: Kevin Ker
Probe: BBHA9120D_1GHz_18GHz	Polarity: Horizontal
EUT: ACCESS POINT	Power: AC 120V/60Hz
Test Mode: Transmit by 802.11ac-VHT20 at Channel 5700MHz Ant 0 + 1 (Beam-Forming Mode)	

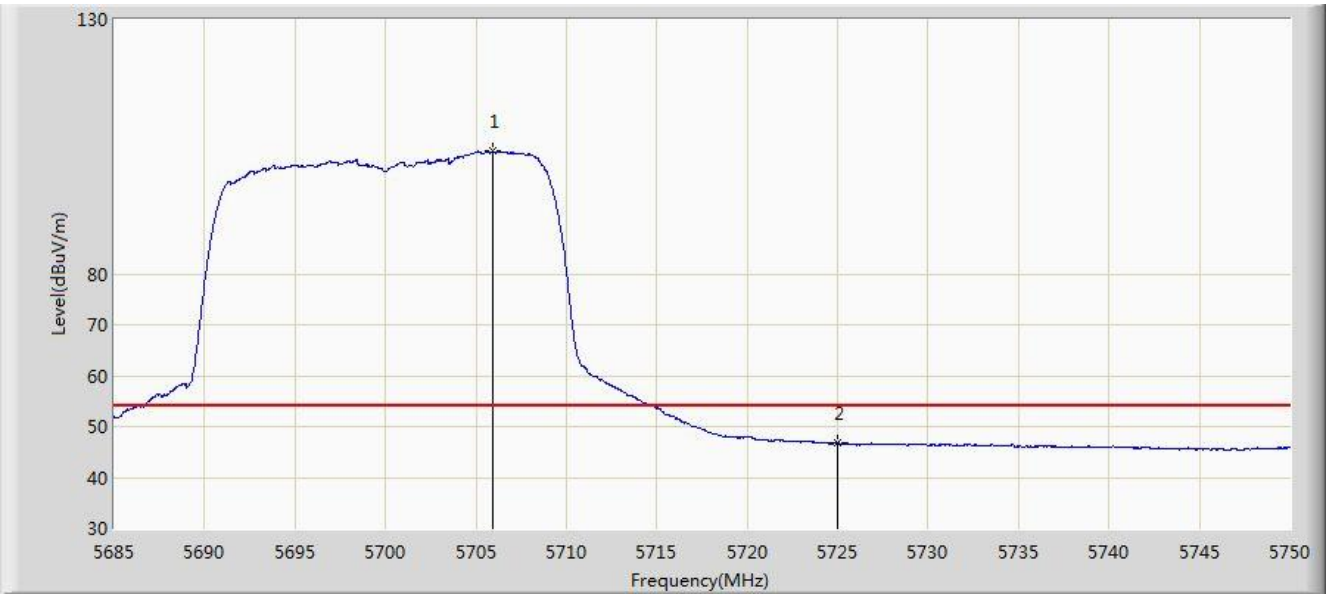

No	Flag	Mark	Frequency (MHz)	Measure Level (dBuV/m)	Reading Level (dBuV)	Over Limit (dB)	Limit (dBuV/m)	Factor (dB)	Type
1		*	5705.897	104.096	99.186	N/A	N/A	4.909	AV
2			5725.000	46.830	41.801	-7.170	54.000	5.029	AV

Note: Measure Level (dBµV/m) = Reading Level (dBµV) + Factor (dB)

Factor (dB) = Cable Loss (dB) + Antenna Factor (dB/m) - Pre_Amplifier Gain (dB)

Site: AC1	Time: 2017/10/18 - 22:12
Limit: FCC_Part15.209_RE(3m)	Engineer: Kevin Ker
Probe: BBHA9120D_1GHz_18GHz	Polarity: Vertical
EUT: ACCESS POINT	Power: AC 120V/60Hz
Test Mode: Transmit by 802.11ac-VHT20 at Channel 5700MHz Ant 0 + 1 (Beam-Forming Mode)	

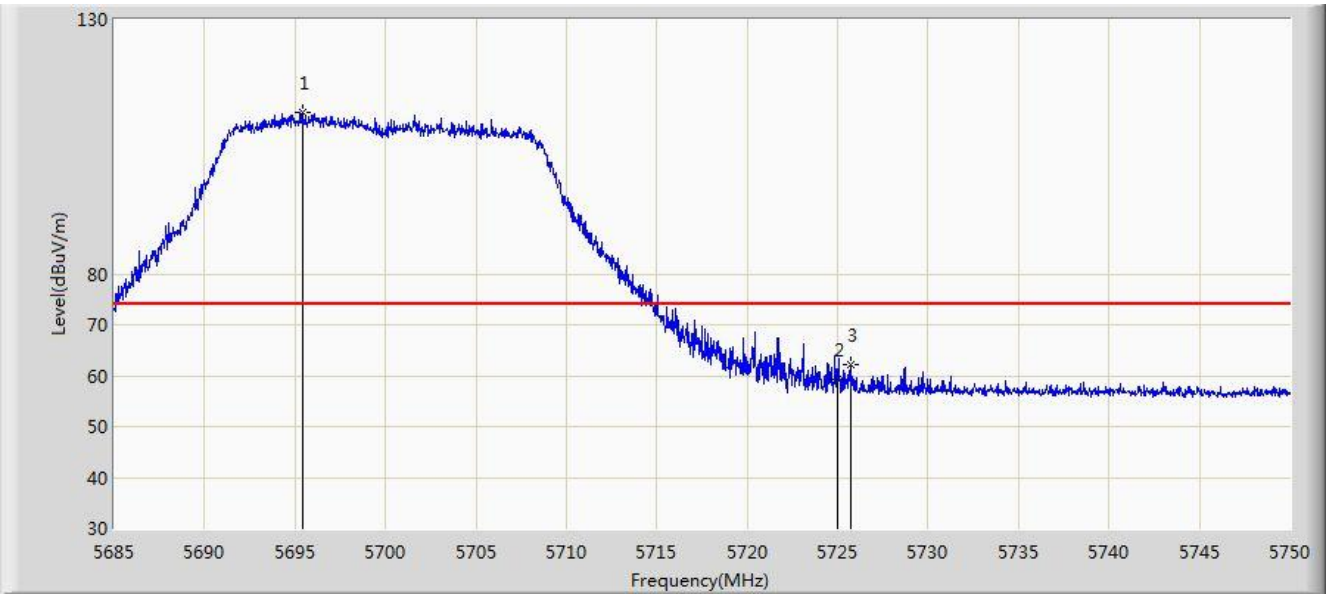

No	Flag	Mark	Frequency (MHz)	Measure Level (dBuV/m)	Reading Level (dBuV)	Over Limit (dB)	Limit (dBuV/m)	Factor (dB)	Type
1		*	5695.400	111.741	106.887	N/A	N/A	4.853	PK
2			5725.000	59.318	54.289	-14.682	74.000	5.029	PK
3			5725.755	62.109	57.075	-11.891	74.000	5.033	PK

Note: Measure Level (dBµV/m) = Reading Level (dBµV) + Factor (dB)

Factor (dB) = Cable Loss (dB) + Antenna Factor (dB/m) - Pre_Amplifier Gain (dB)

Site: AC1	Time: 2017/10/18 - 22:13
Limit: FCC_Part15.209_RE(3m)	Engineer: Kevin Ker
Probe: BBHA9120D_1GHz_18GHz	Polarity: Vertical
EUT: ACCESS POINT	Power: AC 120V/60Hz
Test Mode: Transmit by 802.11ac-VHT20 at Channel 5700MHz Ant 0 + 1 (Beam-Forming Mode)	

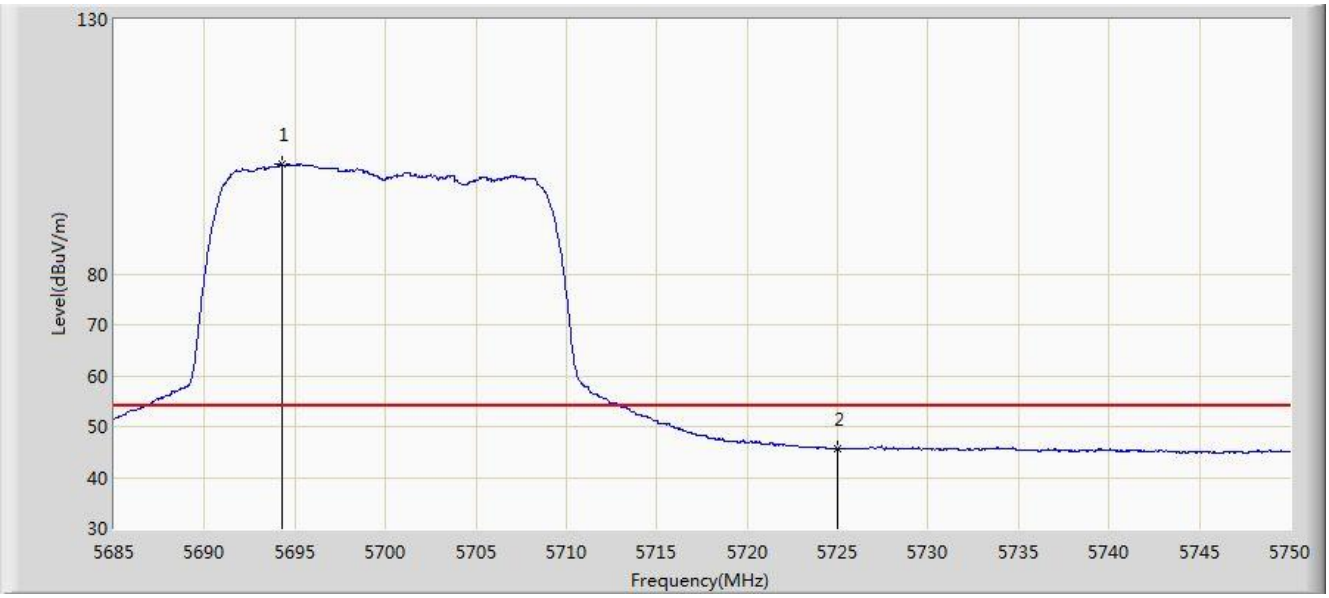

No	Flag	Mark	Frequency (MHz)	Measure Level (dBuV/m)	Reading Level (dBuV)	Over Limit (dB)	Limit (dBuV/m)	Factor (dB)	Type
1		*	5694.263	101.679	96.831	N/A	N/A	4.847	AV
2			5725.000	45.540	40.511	-8.460	54.000	5.029	AV

Note: Measure Level (dBµV/m) = Reading Level (dBµV) + Factor (dB)

Factor (dB) = Cable Loss (dB) + Antenna Factor (dB/m) - Pre_Amplifier Gain (dB)

Site: AC1	Time: 2017/10/18 - 23:04
Limit: FCC_Part15.209_RE(3m)	Engineer: Kevin Ker
Probe: BBHA9120D_1GHz_18GHz	Polarity: Horizontal
EUT: ACCESS POINT	Power: AC 120V/60Hz
Test Mode: Transmit by 802.11ac-VHT40 at Channel 5310MHz Ant 0 + 1 (Beam-Forming Mode)	

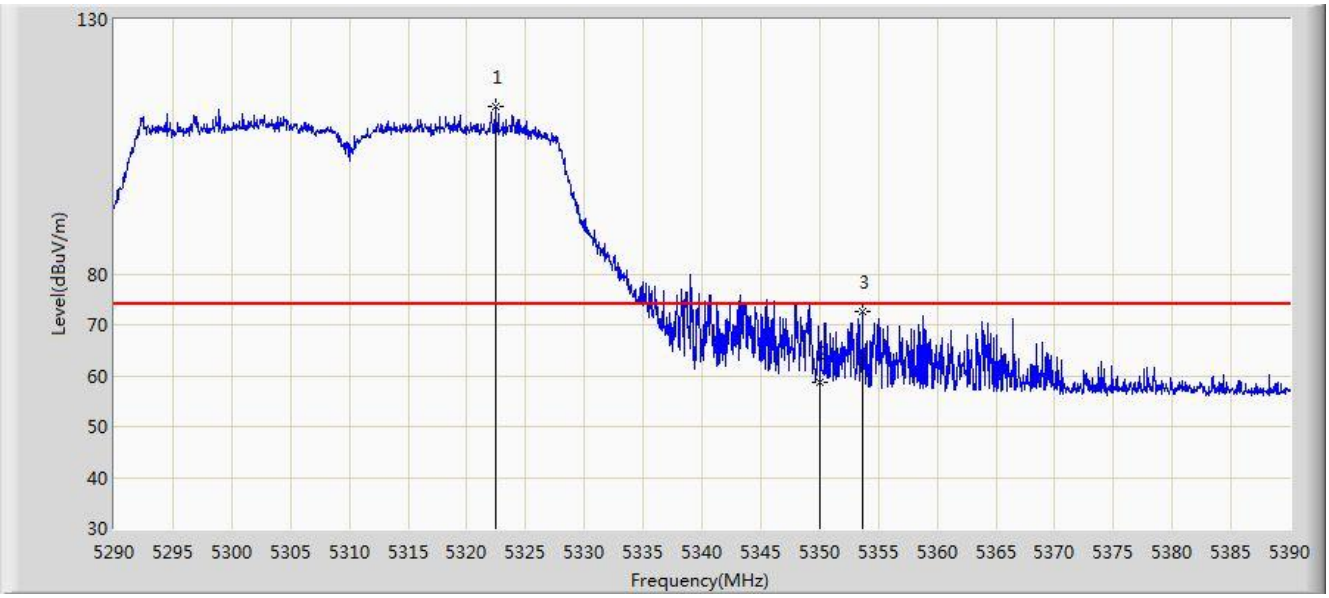

No	Flag	Mark	Frequency (MHz)	Measure Level (dBuV/m)	Reading Level (dBuV)	Over Limit (dB)	Limit (dBuV/m)	Factor (dB)	Type
1		*	5322.450	112.885	109.032	N/A	N/A	3.853	PK
2			5350.000	58.687	54.782	-15.313	74.000	3.904	PK
3			5353.650	72.526	68.615	-1.474	74.000	3.911	PK

Note: Measure Level (dBµV/m) = Reading Level (dBµV) + Factor (dB)

Factor (dB) = Cable Loss (dB) + Antenna Factor (dB/m) - Pre_Amplifier Gain (dB)

Site: AC1	Time: 2017/10/18 - 23:05
Limit: FCC_Part15.209_RE(3m)	Engineer: Kevin Ker
Probe: BBHA9120D_1GHz_18GHz	Polarity: Horizontal
EUT: ACCESS POINT	Power: AC 120V/60Hz
Test Mode: Transmit by 802.11ac-VHT40 at Channel 5310MHz Ant 0 + 1 (Beam-Forming Mode)	

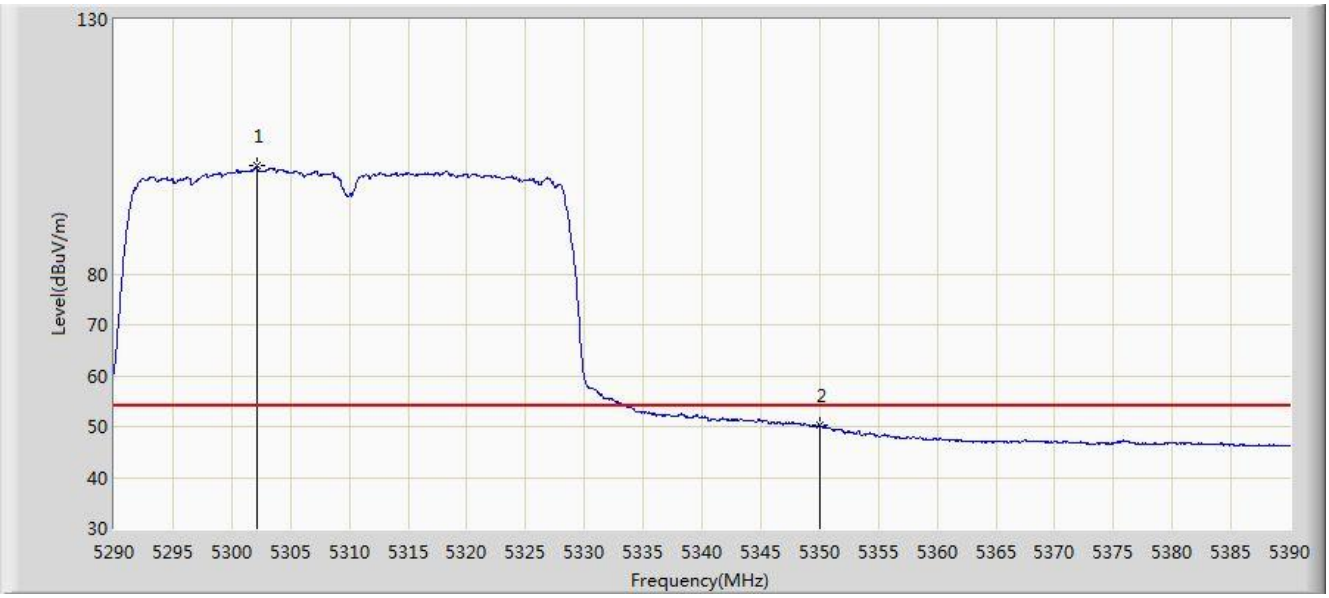

No	Flag	Mark	Frequency (MHz)	Measure Level (dBuV/m)	Reading Level (dBuV)	Over Limit (dB)	Limit (dBuV/m)	Factor (dB)	Type
1		*	5302.150	101.331	97.516	N/A	N/A	3.814	AV
2			5350.000	50.202	46.297	-3.798	54.000	3.904	AV

Note: Measure Level (dBµV/m) = Reading Level (dBµV) + Factor (dB)

Factor (dB) = Cable Loss (dB) + Antenna Factor (dB/m) - Pre_Amplifier Gain (dB)

Site: AC1	Time: 2017/10/18 - 23:06
Limit: FCC_Part15.209_RE(3m)	Engineer: Kevin Ker
Probe: BBHA9120D_1GHz_18GHz	Polarity: Vertical
EUT: ACCESS POINT	Power: AC 120V/60Hz
Test Mode: Transmit by 802.11ac-VHT40 at Channel 5310MHz Ant 0 + 1 (Beam-Forming Mode)	

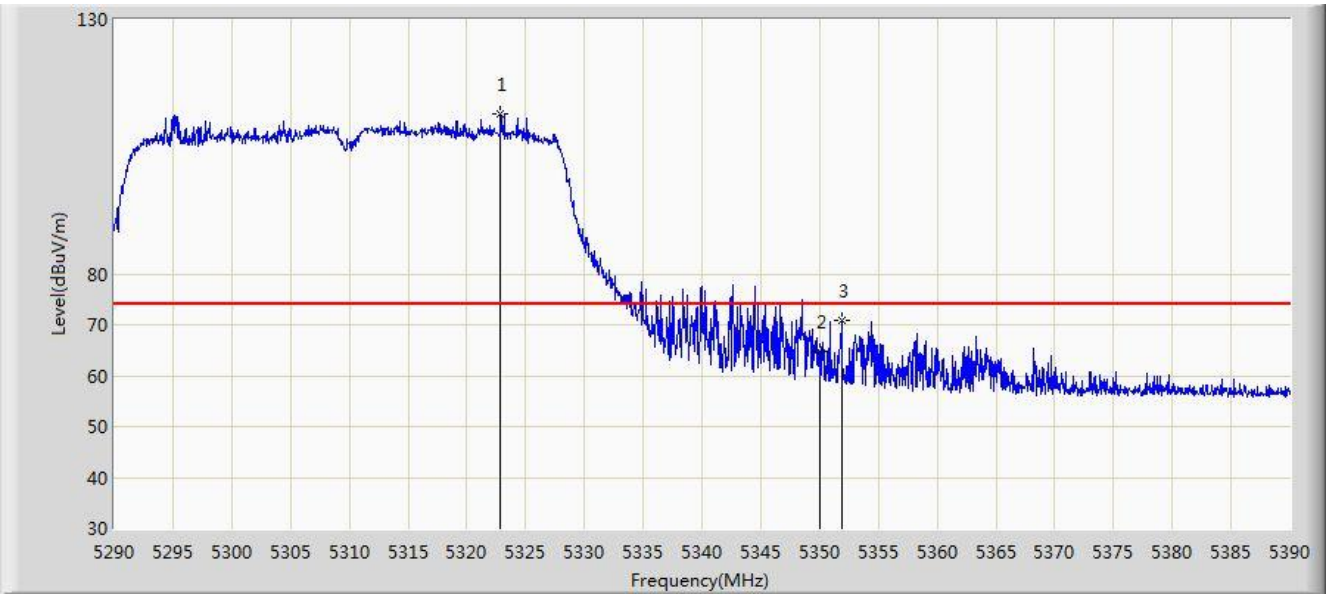

No	Flag	Mark	Frequency (MHz)	Measure Level (dBuV/m)	Reading Level (dBuV)	Over Limit (dB)	Limit (dBuV/m)	Factor (dB)	Type
1		*	5322.850	111.355	107.501	N/A	N/A	3.854	PK
2			5350.000	64.698	60.793	-9.302	74.000	3.904	PK
3			5351.900	70.980	67.072	-3.020	74.000	3.908	PK

Note: Measure Level (dBµV/m) = Reading Level (dBµV) + Factor (dB)

Factor (dB) = Cable Loss (dB) + Antenna Factor (dB/m) - Pre_Amplifier Gain (dB)

Site: AC1	Time: 2017/10/18 - 23:08
Limit: FCC_Part15.209_RE(3m)	Engineer: Kevin Ker
Probe: BBHA9120D_1GHz_18GHz	Polarity: Vertical
EUT: ACCESS POINT	Power: AC 120V/60Hz
Test Mode: Transmit by 802.11ac-VHT40 at Channel 5310MHz Ant 0 + 1 (Beam-Forming Mode)	

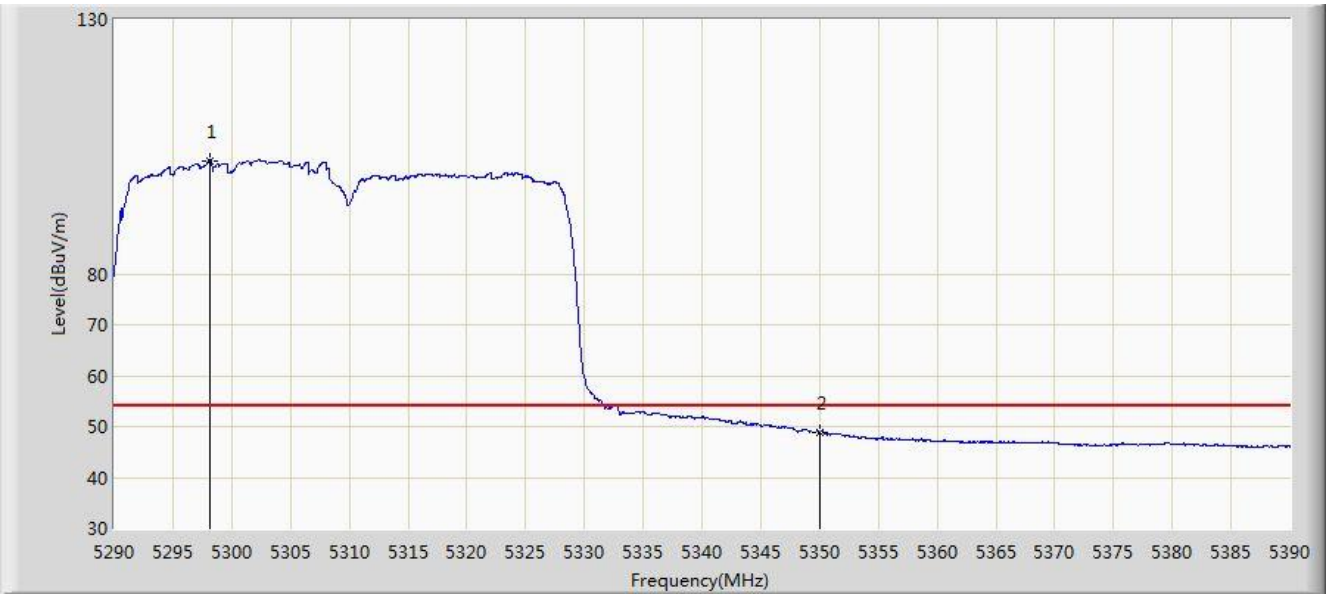

No	Flag	Mark	Frequency (MHz)	Measure Level (dBuV/m)	Reading Level (dBuV)	Over Limit (dB)	Limit (dBuV/m)	Factor (dB)	Type
1		*	5298.150	102.225	98.411	N/A	N/A	3.815	AV
2			5350.000	48.836	44.931	-5.164	54.000	3.904	AV

Note: Measure Level (dBμV/m) = Reading Level (dBμV) + Factor (dB)

Factor (dB) = Cable Loss (dB) + Antenna Factor (dB/m) - Pre_Amplifier Gain (dB)

Site: AC1	Time: 2017/10/18 - 23:16
Limit: FCC_Part15.209_RE(3m)	Engineer: Kevin Ker
Probe: BBHA9120D_1GHz_18GHz	Polarity: Horizontal
EUT: ACCESS POINT	Power: AC 120V/60Hz
Test Mode: Transmit by 802.11ac-VHT40 at Channel 5510MHz Ant 0 + 1 (Beam-Forming Mode)	

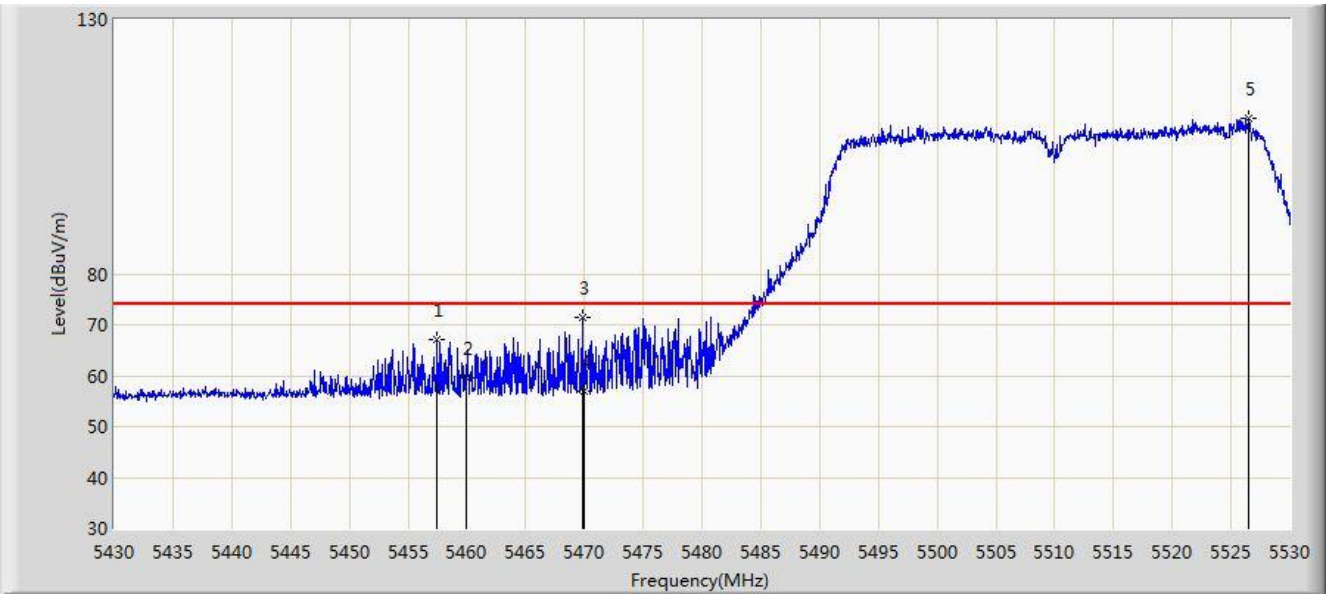

No	Flag	Mark	Frequency (MHz)	Measure Level (dBuV/m)	Reading Level (dBuV)	Over Limit (dB)	Limit (dBuV/m)	Factor (dB)	Type
1			5457.450	66.991	62.816	-7.009	74.000	4.175	PK
2			5460.000	59.505	55.325	-14.495	74.000	4.180	PK
3			5469.800	71.382	67.180	-2.618	74.000	4.202	PK
4			5470.000	56.904	52.702	-17.096	74.000	4.202	PK
5		*	5526.550	110.616	106.265	N/A	N/A	4.351	PK

Note: Measure Level (dBμV/m) = Reading Level (dBμV) + Factor (dB)

Factor (dB) = Cable Loss (dB) + Antenna Factor (dB/m) - Pre_Amplifier Gain (dB)

Site: AC1	Time: 2017/10/18 - 23:17
Limit: FCC_Part15.209_RE(3m)	Engineer: Kevin Ker
Probe: BBHA9120D_1GHz_18GHz	Polarity: Horizontal
EUT: ACCESS POINT	Power: AC 120V/60Hz
Test Mode: Transmit by 802.11ac-VHT40 at Channel 5510MHz Ant 0 + 1 (Beam-Forming Mode)	

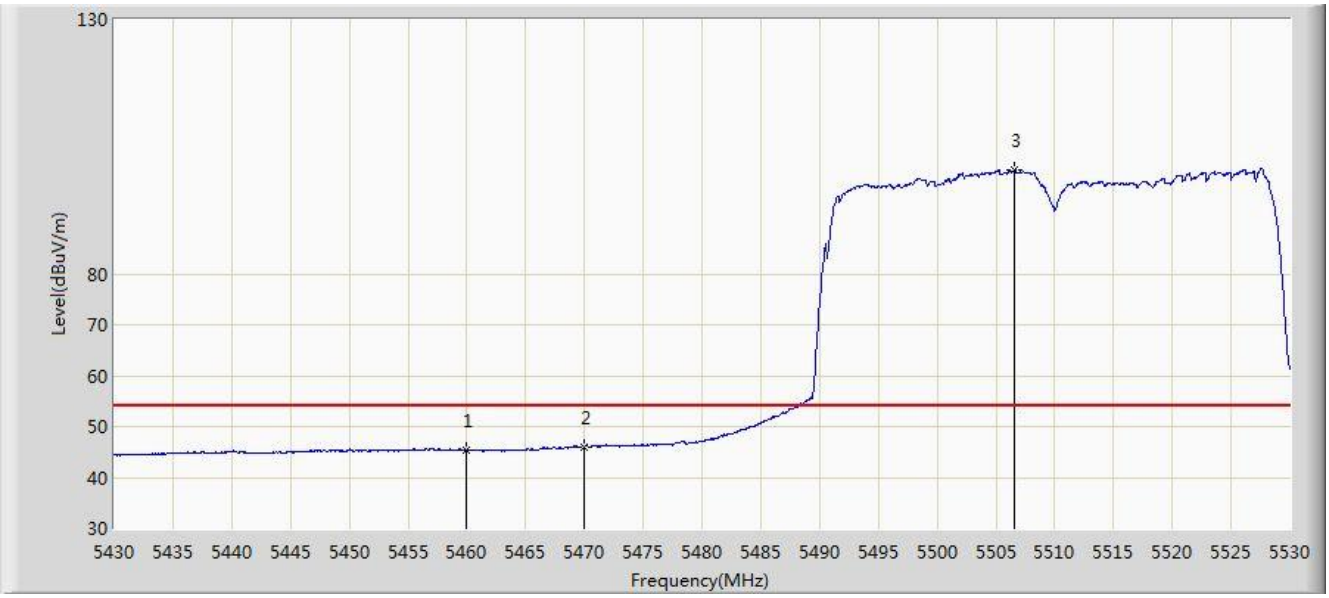

No	Flag	Mark	Frequency (MHz)	Measure Level (dBuV/m)	Reading Level (dBuV)	Over Limit (dB)	Limit (dBuV/m)	Factor (dB)	Type
1			5460.000	45.367	41.187	-8.633	54.000	4.180	AV
2			5470.000	46.084	41.882	-7.916	54.000	4.202	AV
3		*	5506.600	100.527	96.236	N/A	N/A	4.292	AV

Note: Measure Level (dBµV/m) = Reading Level (dBµV) + Factor (dB)

Factor (dB) = Cable Loss (dB) + Antenna Factor (dB/m) - Pre_Amplifier Gain (dB)

Site: AC1	Time: 2017/10/18 - 23:19
Limit: FCC_Part15.209_RE(3m)	Engineer: Kevin Ker
Probe: BBHA9120D_1GHz_18GHz	Polarity: Vertical
EUT: ACCESS POINT	Power: AC 120V/60Hz
Test Mode: Transmit by 802.11ac-VHT40 at Channel 5510MHz Ant 0 + 1 (Beam-Forming Mode)	

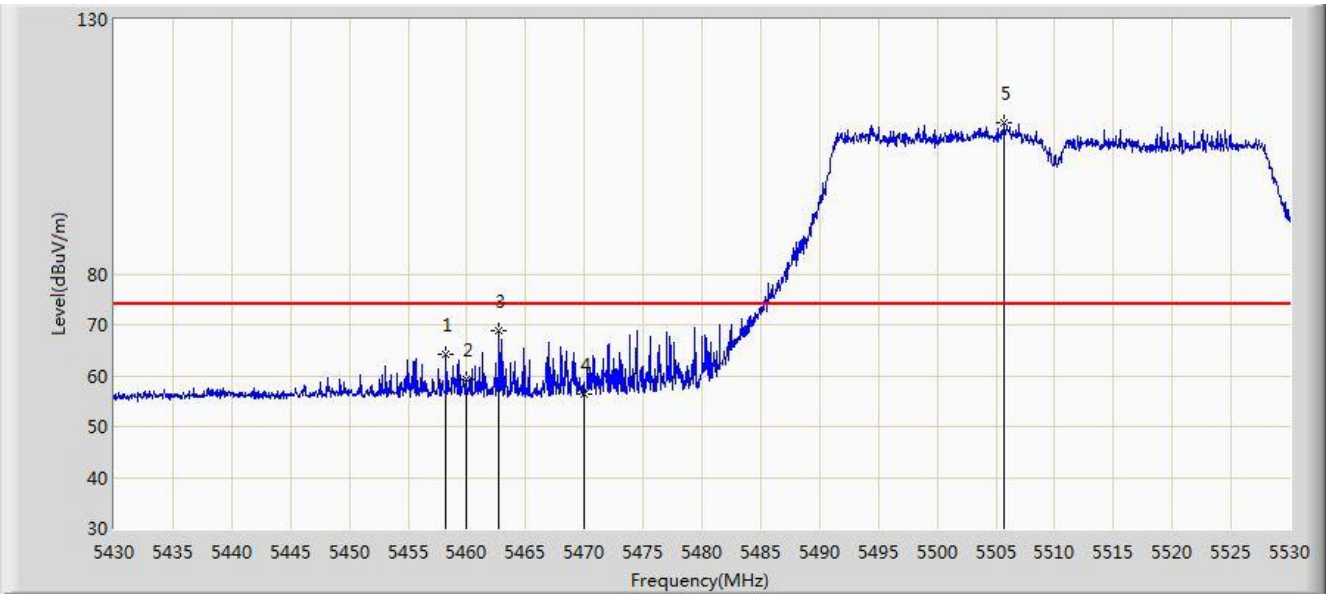

No	Flag	Mark	Frequency (MHz)	Measure Level (dBuV/m)	Reading Level (dBuV)	Over Limit (dB)	Limit (dBuV/m)	Factor (dB)	Type
1			5458.250	64.133	59.956	-9.867	74.000	4.177	PK
2			5460.000	59.380	55.200	-14.620	74.000	4.180	PK
3			5462.750	68.768	64.582	-5.232	74.000	4.186	PK
4			5470.000	56.428	52.226	-17.572	74.000	4.202	PK
5		*	5505.700	109.590	105.301	N/A	N/A	4.289	PK

Note: Measure Level (dBμV/m) = Reading Level (dBμV) + Factor (dB)

Factor (dB) = Cable Loss (dB) + Antenna Factor (dB/m) - Pre_Amplifier Gain (dB)

Site: AC1	Time: 2017/10/18 - 23:21
Limit: FCC_Part15.209_RE(3m)	Engineer: Kevin Ker
Probe: BBHA9120D_1GHz_18GHz	Polarity: Vertical
EUT: ACCESS POINT	Power: AC 120V/60Hz
Test Mode: Transmit by 802.11ac-VHT40 at Channel 5510MHz Ant 0 + 1 (Beam-Forming Mode)	

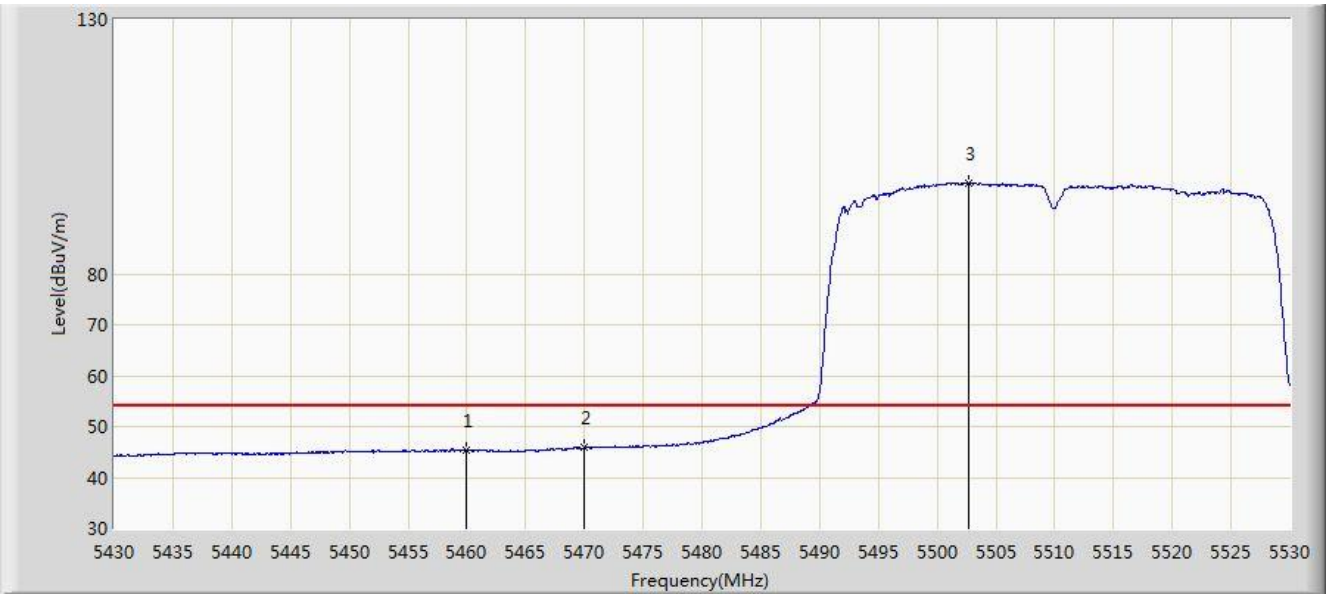

No	Flag	Mark	Frequency (MHz)	Measure Level (dBuV/m)	Reading Level (dBuV)	Over Limit (dB)	Limit (dBuV/m)	Factor (dB)	Type
1			5460.000	45.352	41.172	-8.648	54.000	4.180	AV
2			5470.000	45.923	41.721	-8.077	54.000	4.202	AV
3		*	5502.700	97.867	93.587	N/A	N/A	4.281	AV

Note: Measure Level (dBµV/m) = Reading Level (dBµV) + Factor (dB)

Factor (dB) = Cable Loss (dB) + Antenna Factor (dB/m) - Pre_Amplifier Gain (dB)

Site: AC1	Time: 2017/10/18 - 23:24
Limit: FCC_Part15.209_RE(3m)	Engineer: Kevin Ker
Probe: BBHA9120D_1GHz_18GHz	Polarity: Horizontal
EUT: ACCESS POINT	Power: AC 120V/60Hz
Test Mode: Transmit by 802.11ac-VHT40 at Channel 5670MHz Ant 0 + 1 (Beam-Forming Mode)	

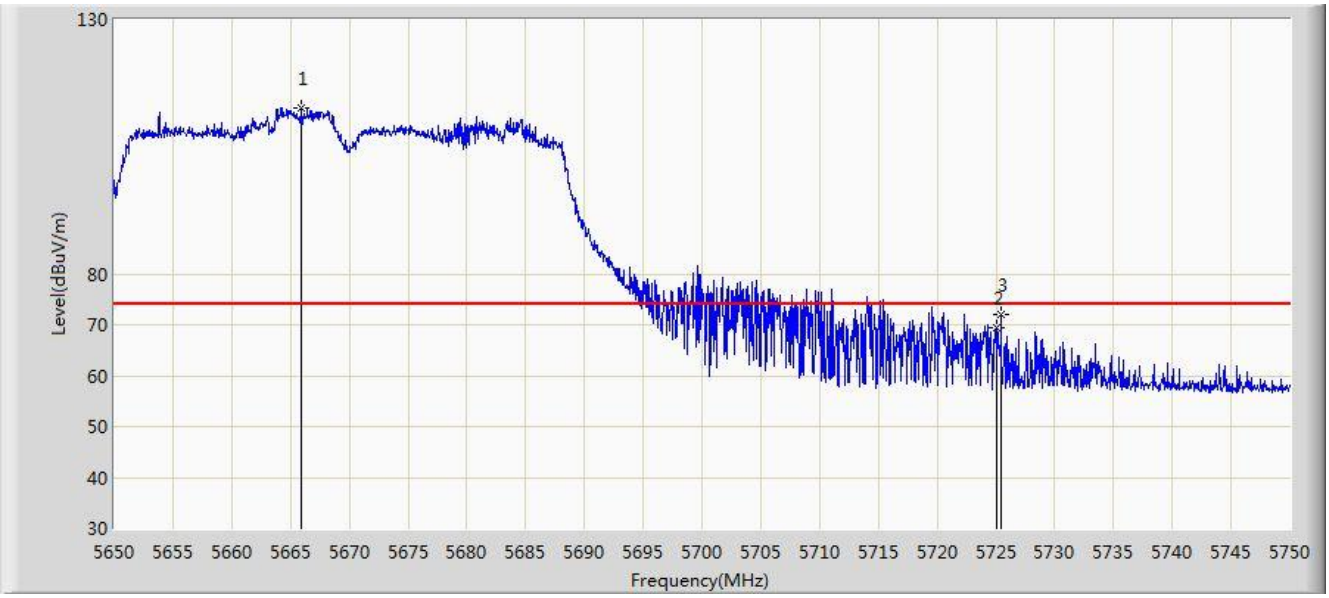

No	Flag	Mark	Frequency (MHz)	Measure Level (dBuV/m)	Reading Level (dBuV)	Over Limit (dB)	Limit (dBuV/m)	Factor (dB)	Type
1		*	5665.950	112.735	108.004	N/A	N/A	4.732	PK
2			5725.000	69.314	64.285	-4.686	74.000	5.029	PK
3			5725.450	71.982	66.950	-2.018	74.000	5.032	PK

Note: Measure Level (dBµV/m) = Reading Level (dBµV) + Factor (dB)

Factor (dB) = Cable Loss (dB) + Antenna Factor (dB/m) - Pre_Amplifier Gain (dB)

Site: AC1	Time: 2017/10/18 - 23:28
Limit: FCC_Part15.209_RE(3m)	Engineer: Kevin Ker
Probe: BBHA9120D_1GHz_18GHz	Polarity: Horizontal
EUT: ACCESS POINT	Power: AC 120V/60Hz
Test Mode: Transmit by 802.11ac-VHT40 at Channel 5670MHz Ant 0 + 1 (Beam-Forming Mode)	

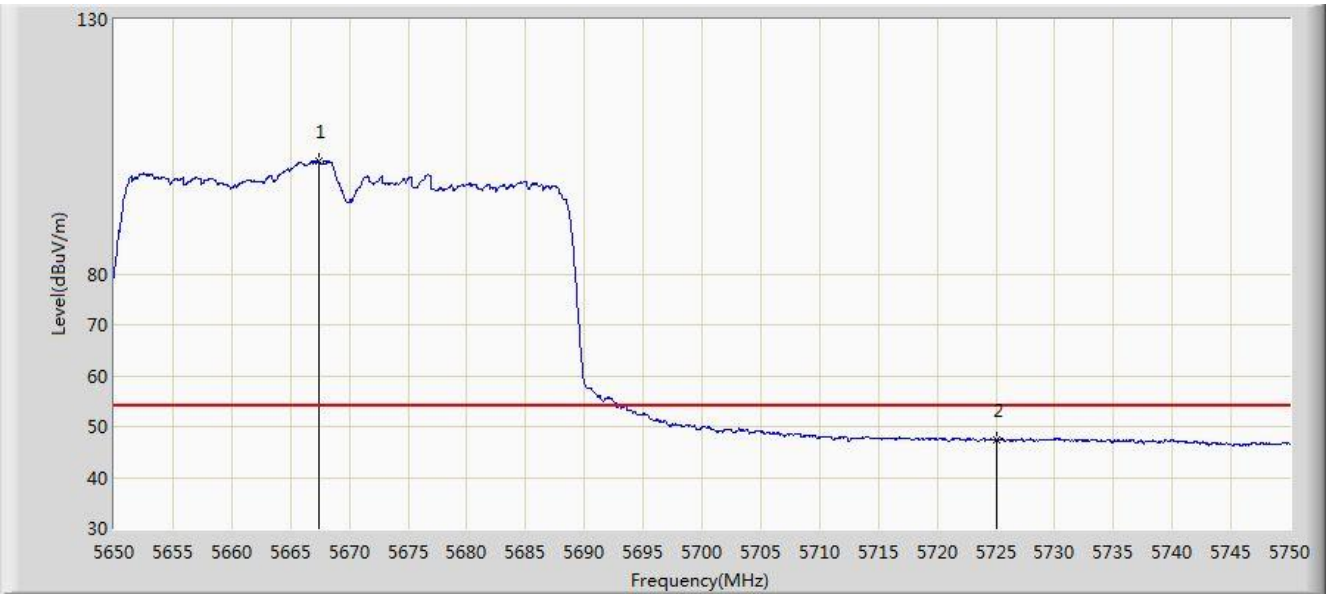

No	Flag	Mark	Frequency (MHz)	Measure Level (dBuV/m)	Reading Level (dBuV)	Over Limit (dB)	Limit (dBuV/m)	Factor (dB)	Type
1		*	5667.400	102.240	97.503	N/A	N/A	4.737	AV
2			5725.000	47.325	42.296	-6.675	54.000	5.029	AV

Note: Measure Level (dBµV/m) = Reading Level (dBµV) + Factor (dB)

Factor (dB) = Cable Loss (dB) + Antenna Factor (dB/m) - Pre_Amplifier Gain (dB)

Site: AC1	Time: 2017/10/18 - 23:32
Limit: FCC_Part15.209_RE(3m)	Engineer: Kevin Ker
Probe: BBHA9120D_1GHz_18GHz	Polarity: Vertical
EUT: ACCESS POINT	Power: AC 120V/60Hz
Test Mode: Transmit by 802.11ac-VHT40 at Channel 5670MHz Ant 0 + 1 (Beam-Forming Mode)	

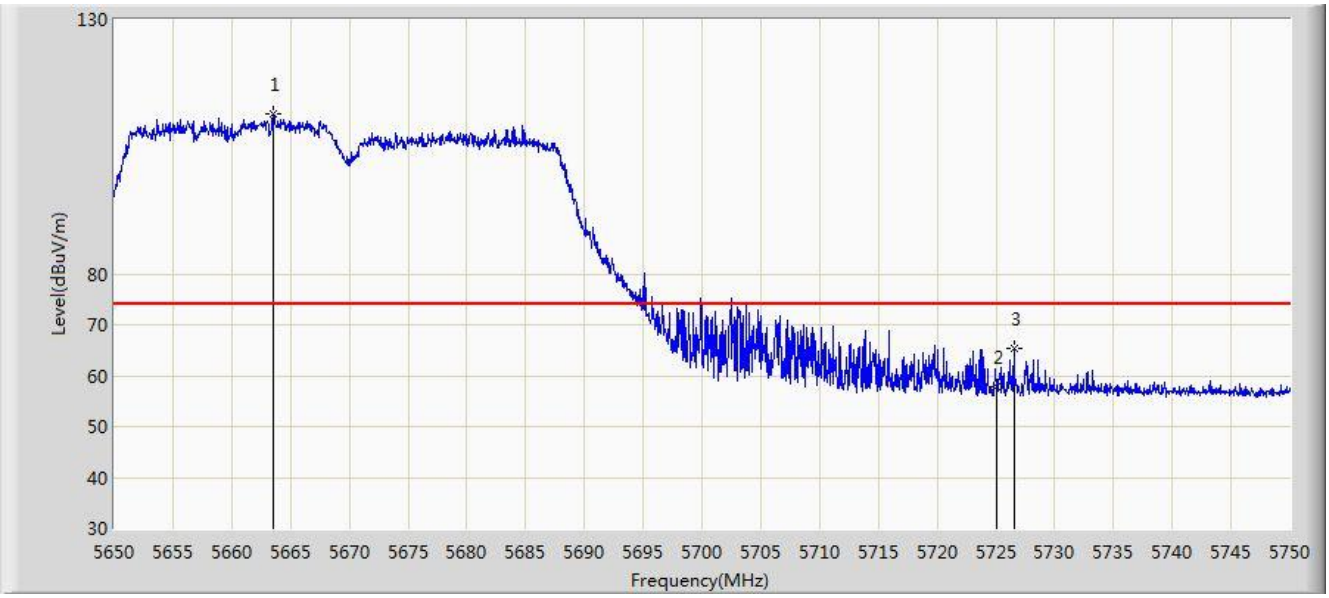

No	Flag	Mark	Frequency (MHz)	Measure Level (dBuV/m)	Reading Level (dBuV)	Over Limit (dB)	Limit (dBuV/m)	Factor (dB)	Type
1		*	5663.500	111.415	106.694	N/A	N/A	4.722	PK
2			5725.000	57.827	52.798	-16.173	74.000	5.029	PK
3			5726.550	65.235	60.196	-8.765	74.000	5.039	PK

Note: Measure Level (dBµV/m) = Reading Level (dBµV) + Factor (dB)

Factor (dB) = Cable Loss (dB) + Antenna Factor (dB/m) - Pre_Amplifier Gain (dB)

Site: AC1	Time: 2017/10/18 - 23:34
Limit: FCC_Part15.209_RE(3m)	Engineer: Kevin Ker
Probe: BBHA9120D_1GHz_18GHz	Polarity: Vertical
EUT: ACCESS POINT	Power: AC 120V/60Hz
Test Mode: Transmit by 802.11ac-VHT40 at Channel 5670MHz Ant 0 + 1 (Beam-Forming Mode)	

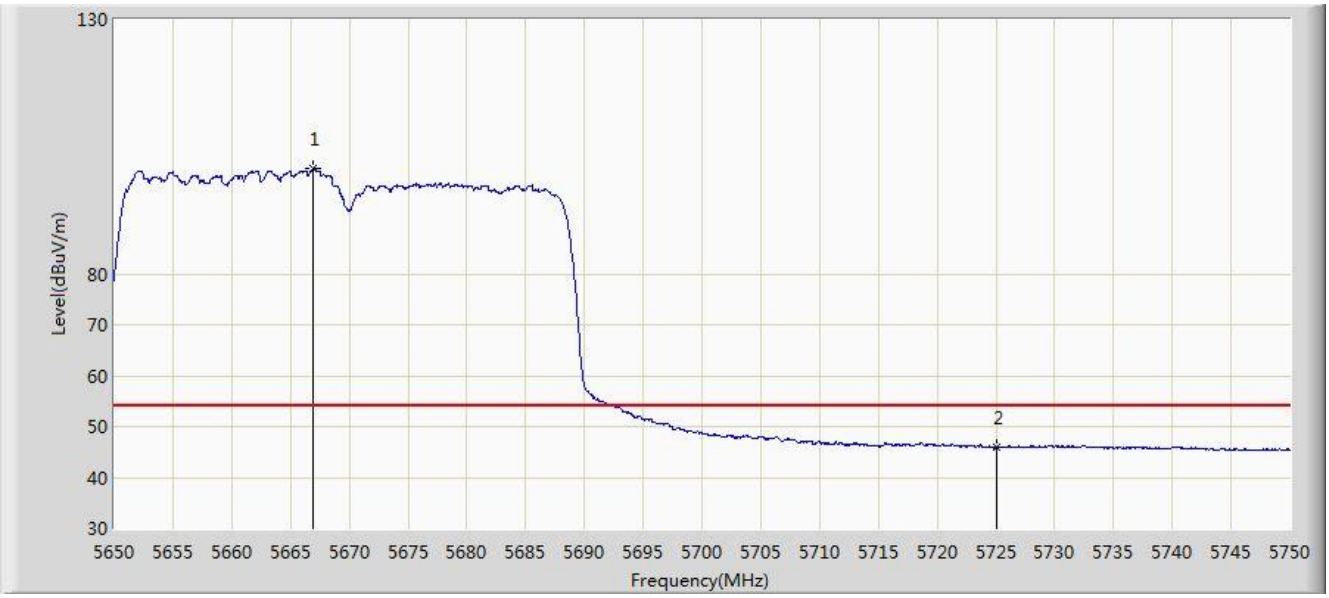

No	Flag	Mark	Frequency (MHz)	Measure Level (dBuV/m)	Reading Level (dBuV)	Over Limit (dB)	Limit (dBuV/m)	Factor (dB)	Type
1		*	5666.950	100.776	96.041	N/A	N/A	4.734	AV
2			5725.000	45.946	40.917	-8.054	54.000	5.029	AV

Note: Measure Level (dBµV/m) = Reading Level (dBµV) + Factor (dB)

Factor (dB) = Cable Loss (dB) + Antenna Factor (dB/m) - Pre_Amplifier Gain (dB)

Site: AC1	Time: 2017/10/19 - 00:29
Limit: FCC_Part15.209_RE(3m)	Engineer: Kevin Ker
Probe: BBHA9120D_1GHz_18GHz	Polarity: Horizontal
EUT: ACCESS POINT	Power: AC 120V/60Hz
Test Mode: Transmit by 802.11ac-VHT80 at Channel 5290MHz Ant 0 + 1 (Beam-Forming Mode)	

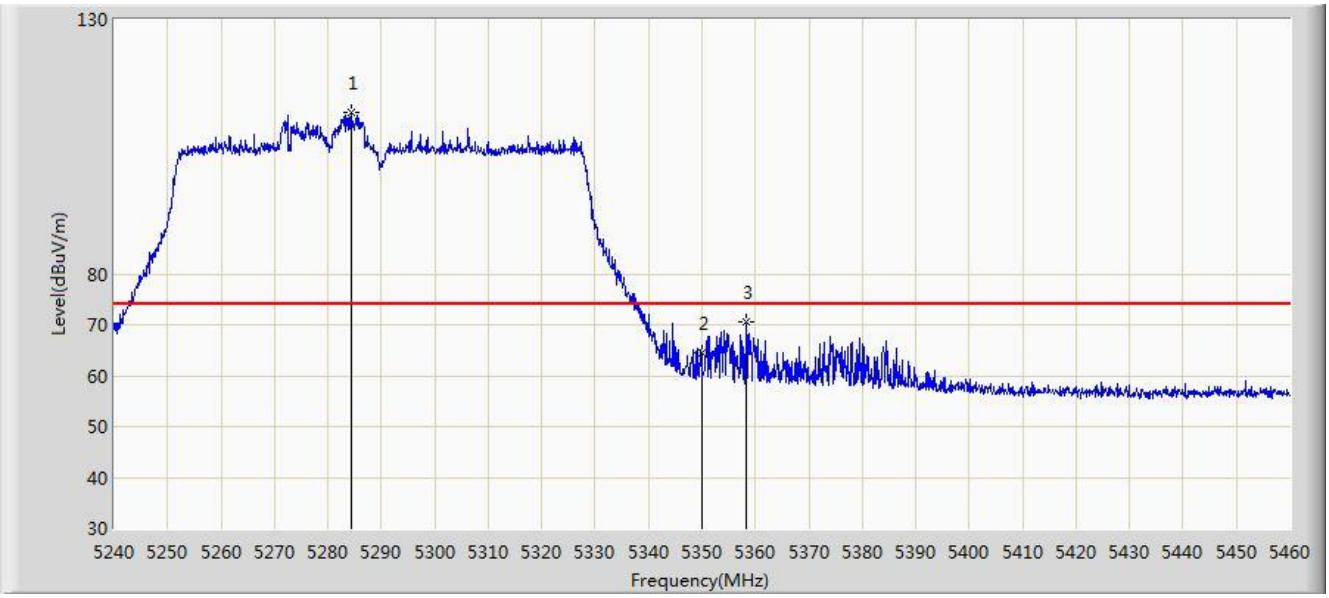

No	Flag	Mark	Frequency (MHz)	Measure Level (dBuV/m)	Reading Level (dBuV)	Over Limit (dB)	Limit (dBuV/m)	Factor (dB)	Type
1		*	5284.330	111.672	107.848	N/A	N/A	3.824	PK
2			5350.000	64.384	60.479	-9.616	74.000	3.904	PK
3			5358.250	70.553	66.633	-3.447	74.000	3.919	PK

Note: Measure Level (dBµV/m) = Reading Level (dBµV) + Factor (dB)

Factor (dB) = Cable Loss (dB) + Antenna Factor (dB/m) - Pre_Amplifier Gain (dB)

Site: AC1	Time: 2017/10/19 - 00:30
Limit: FCC_Part15.209_RE(3m)	Engineer: Kevin Ker
Probe: BBHA9120D_1GHz_18GHz	Polarity: Horizontal
EUT: ACCESS POINT	Power: AC 120V/60Hz
Test Mode: Transmit by 802.11ac-VHT80 at Channel 5290MHz Ant 0 + 1 (Beam-Forming Mode)	

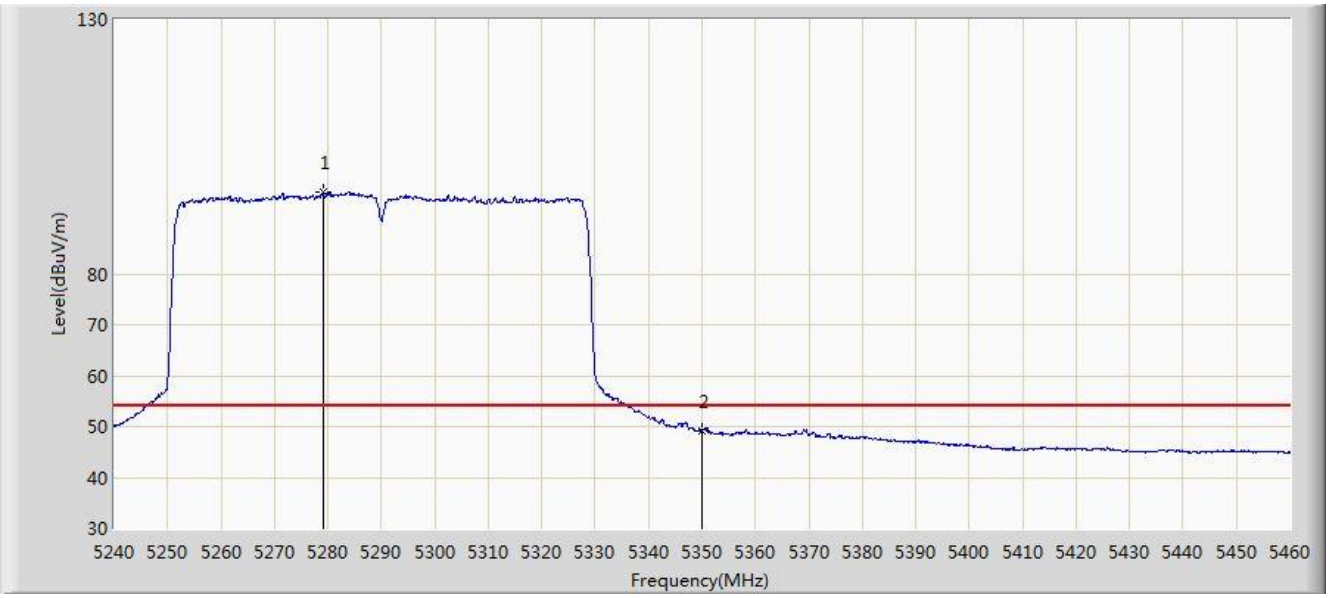

No	Flag	Mark	Frequency (MHz)	Measure Level (dBuV/m)	Reading Level (dBuV)	Over Limit (dB)	Limit (dBuV/m)	Factor (dB)	Type
1		*	5279.160	96.004	92.176	N/A	N/A	3.827	AV
2			5350.000	49.177	45.272	-4.823	54.000	3.904	AV

Note: Measure Level (dBµV/m) = Reading Level (dBµV) + Factor (dB)

Factor (dB) = Cable Loss (dB) + Antenna Factor (dB/m) - Pre_Amplifier Gain (dB)

Site: AC1	Time: 2017/10/19 - 00:31
Limit: FCC_Part15.209_RE(3m)	Engineer: Kevin Ker
Probe: BBHA9120D_1GHz_18GHz	Polarity: Vertical
EUT: ACCESS POINT	Power: AC 120V/60Hz
Test Mode: Transmit by 802.11ac-VHT80 at Channel 5290MHz Ant 0 + 1 (Beam-Forming Mode)	

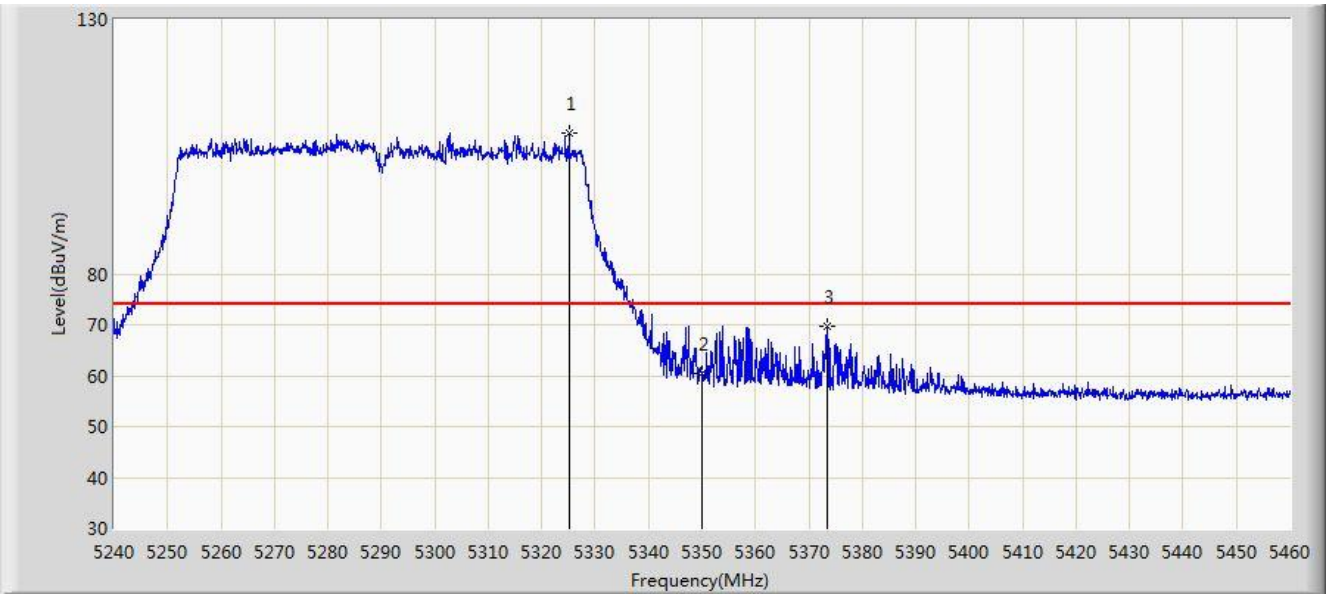

No	Flag	Mark	Frequency (MHz)	Measure Level (dBuV/m)	Reading Level (dBuV)	Over Limit (dB)	Limit (dBuV/m)	Factor (dB)	Type
1		*	5325.140	107.790	103.932	N/A	N/A	3.858	PK
2			5350.000	60.315	56.410	-13.685	74.000	3.904	PK
3			5373.320	69.682	65.735	-4.318	74.000	3.947	PK

Note: Measure Level (dBµV/m) = Reading Level (dBµV) + Factor (dB)

Factor (dB) = Cable Loss (dB) + Antenna Factor (dB/m) - Pre_Amplifier Gain (dB)

Site: AC1	Time: 2017/10/19 - 00:35
Limit: FCC_Part15.209_RE(3m)	Engineer: Kevin Ker
Probe: BBHA9120D_1GHz_18GHz	Polarity: Vertical
EUT: ACCESS POINT	Power: AC 120V/60Hz
Test Mode: Transmit by 802.11ac-VHT80 at Channel 5290MHz Ant 0 + 1 (Beam-Forming Mode)	

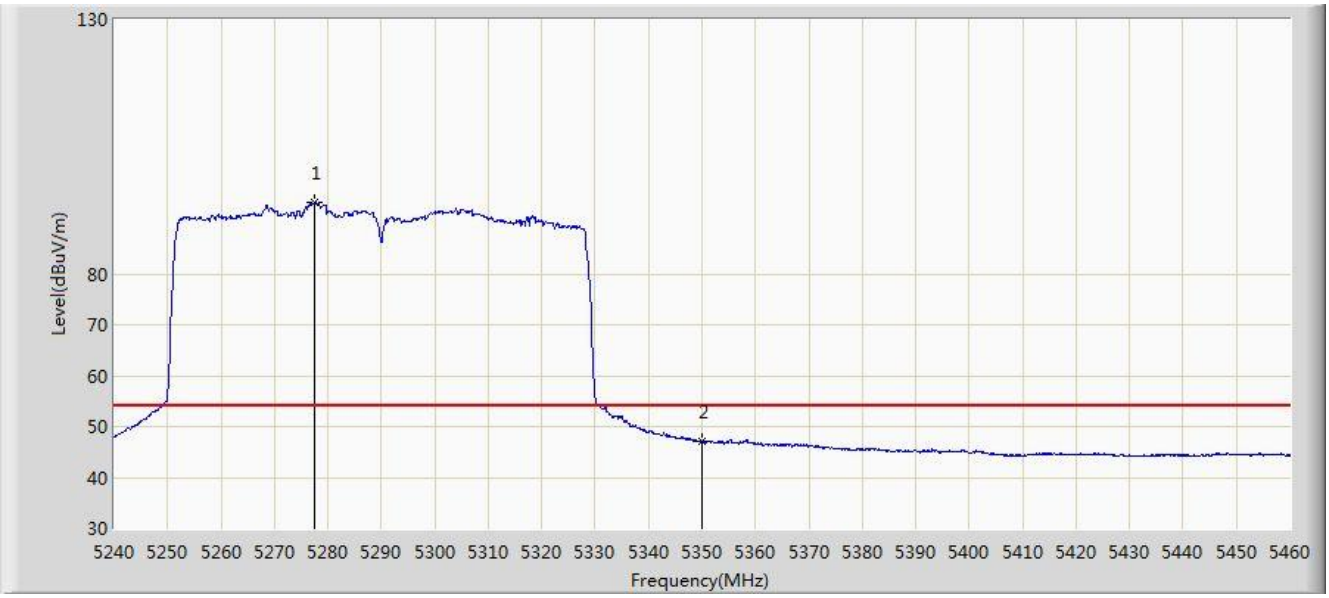

No	Flag	Mark	Frequency (MHz)	Measure Level (dBuV/m)	Reading Level (dBuV)	Over Limit (dB)	Limit (dBuV/m)	Factor (dB)	Type
1		*	5277.620	94.171	90.342	N/A	N/A	3.829	AV
2			5350.000	47.216	43.311	-6.784	54.000	3.904	AV

Note: Measure Level (dBµV/m) = Reading Level (dBµV) + Factor (dB)

Factor (dB) = Cable Loss (dB) + Antenna Factor (dB/m) - Pre_Amplifier Gain (dB)

Site: AC1	Time: 2017/10/19 - 00:40
Limit: FCC_Part15.209_RE(3m)	Engineer: Kevin Ker
Probe: BBHA9120D_1GHz_18GHz	Polarity: Horizontal
EUT: ACCESS POINT	Power: AC 120V/60Hz
Test Mode: Transmit by 802.11ac-VHT80 at Channel 5530MHz Ant 0 + 1 (Beam-Forming Mode)	

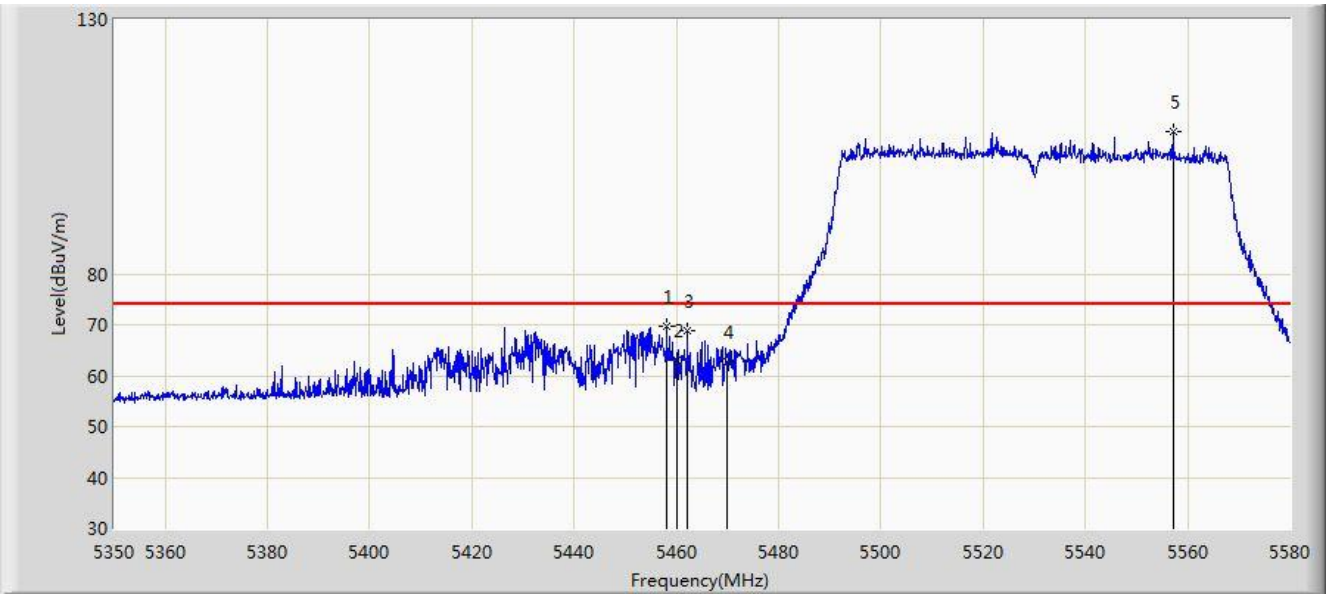

No	Flag	Mark	Frequency (MHz)	Measure Level (dBuV/m)	Reading Level (dBuV)	Over Limit (dB)	Limit (dBuV/m)	Factor (dB)	Type
1			5458.100	69.720	65.544	-4.280	74.000	4.176	PK
2			5460.000	62.991	58.811	-11.009	74.000	4.180	PK
3			5462.125	68.788	64.603	-5.212	74.000	4.185	PK
4			5470.000	62.804	58.602	-11.196	74.000	4.202	PK
5		*	5557.115	108.107	103.671	N/A	N/A	4.437	PK

Note: Measure Level (dBµV/m) = Reading Level (dBµV) + Factor (dB)

Factor (dB) = Cable Loss (dB) + Antenna Factor (dB/m) - Pre_Amplifier Gain (dB)

Site: AC1	Time: 2017/10/19 - 00:41
Limit: FCC_Part15.209_RE(3m)	Engineer: Kevin Ker
Probe: BBHA9120D_1GHz_18GHz	Polarity: Horizontal
EUT: ACCESS POINT	Power: AC 120V/60Hz
Test Mode: Transmit by 802.11ac-VHT80 at Channel 5530MHz Ant 0 + 1 (Beam-Forming Mode)	

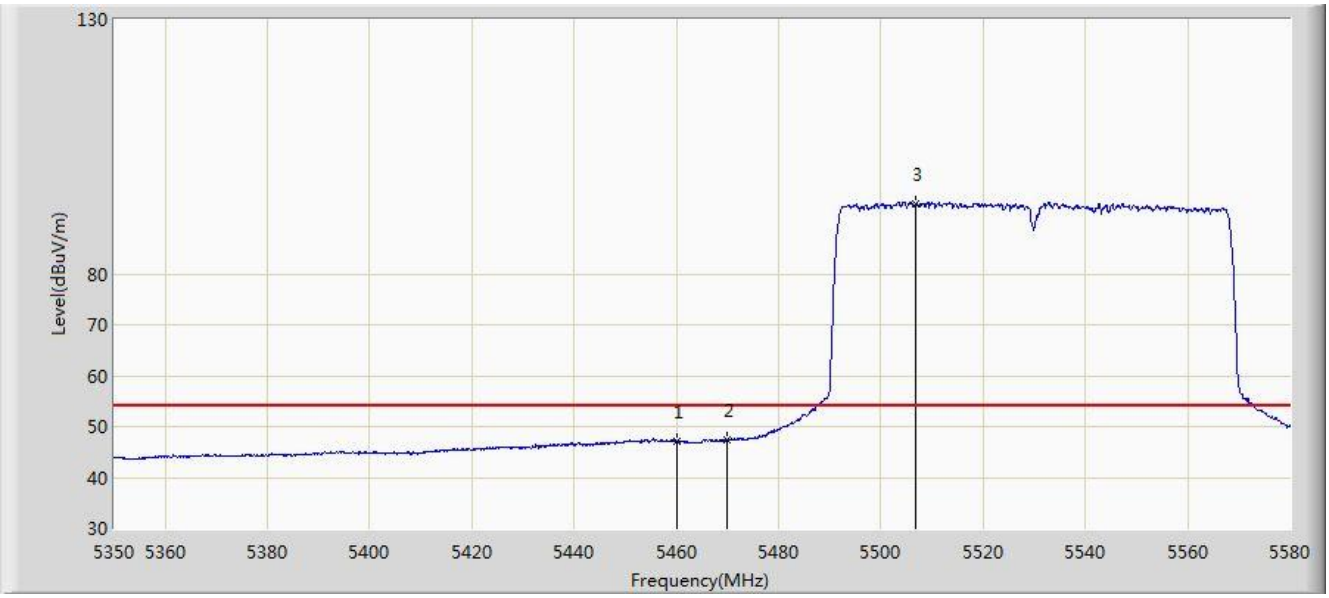

No	Flag	Mark	Frequency (MHz)	Measure Level (dBuV/m)	Reading Level (dBuV)	Over Limit (dB)	Limit (dBuV/m)	Factor (dB)	Type
1			5460.000	47.106	42.926	-6.894	54.000	4.180	AV
2			5470.000	47.256	43.054	-6.744	54.000	4.202	AV
3		*	5506.860	93.874	89.582	N/A	N/A	4.292	AV

Note: Measure Level (dBµV/m) = Reading Level (dBµV) + Factor (dB)

Factor (dB) = Cable Loss (dB) + Antenna Factor (dB/m) - Pre_Amplifier Gain (dB)

Site: AC1	Time: 2017/10/19 - 00:42
Limit: FCC_Part15.209_RE(3m)	Engineer: Kevin Ker
Probe: BBHA9120D_1GHz_18GHz	Polarity: Vertical
EUT: ACCESS POINT	Power: AC 120V/60Hz
Test Mode: Transmit by 802.11ac-VHT80 at Channel 5530MHz Ant 0 + 1 (Beam-Forming Mode)	

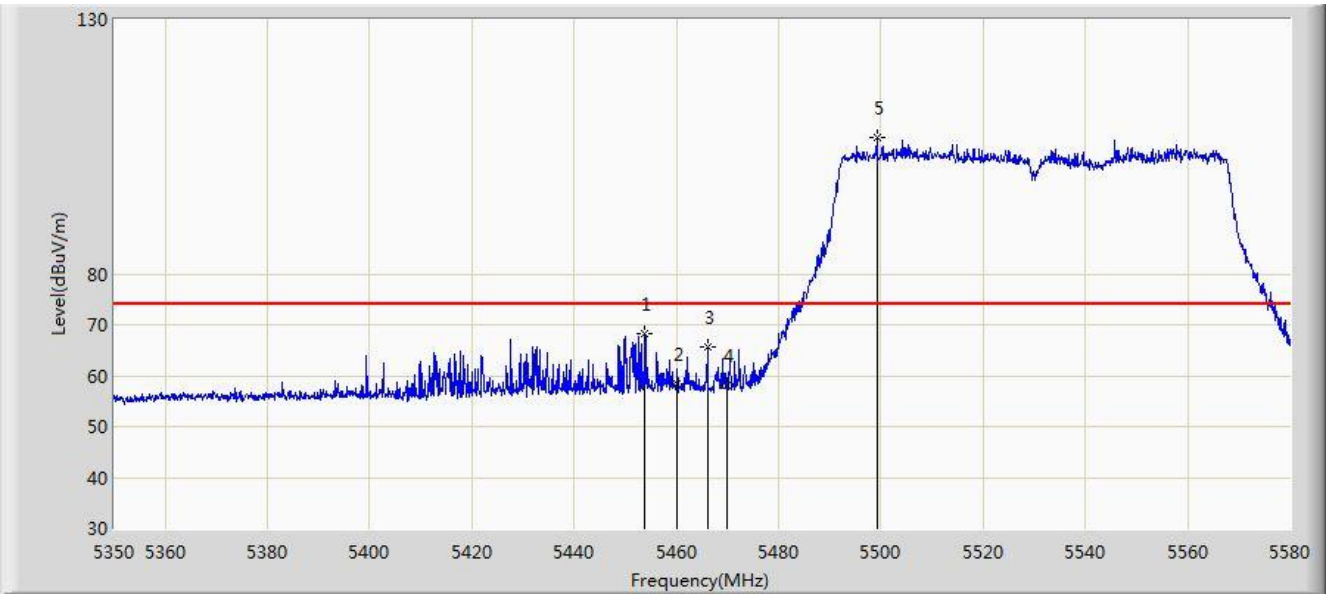

No	Flag	Mark	Frequency (MHz)	Measure Level (dBuV/m)	Reading Level (dBuV)	Over Limit (dB)	Limit (dBuV/m)	Factor (dB)	Type
1			5453.845	68.314	64.147	-5.686	74.000	4.168	PK
2			5460.000	58.346	54.166	-15.654	74.000	4.180	PK
3			5466.035	65.726	61.533	-8.274	74.000	4.193	PK
4			5470.000	58.091	53.889	-15.909	74.000	4.202	PK
5		*	5499.155	106.766	102.496	N/A	N/A	4.270	PK

Note: Measure Level (dBμV/m) = Reading Level (dBμV) + Factor (dB)

Factor (dB) = Cable Loss (dB) + Antenna Factor (dB/m) - Pre_Amplifier Gain (dB)

Site: AC1	Time: 2017/10/19 - 00:43
Limit: FCC_Part15.209_RE(3m)	Engineer: Kevin Ker
Probe: BBHA9120D_1GHz_18GHz	Polarity: Vertical
EUT: ACCESS POINT	Power: AC 120V/60Hz
Test Mode: Transmit by 802.11ac-VHT80 at Channel 5530MHz Ant 0 + 1 (Beam-Forming Mode)	

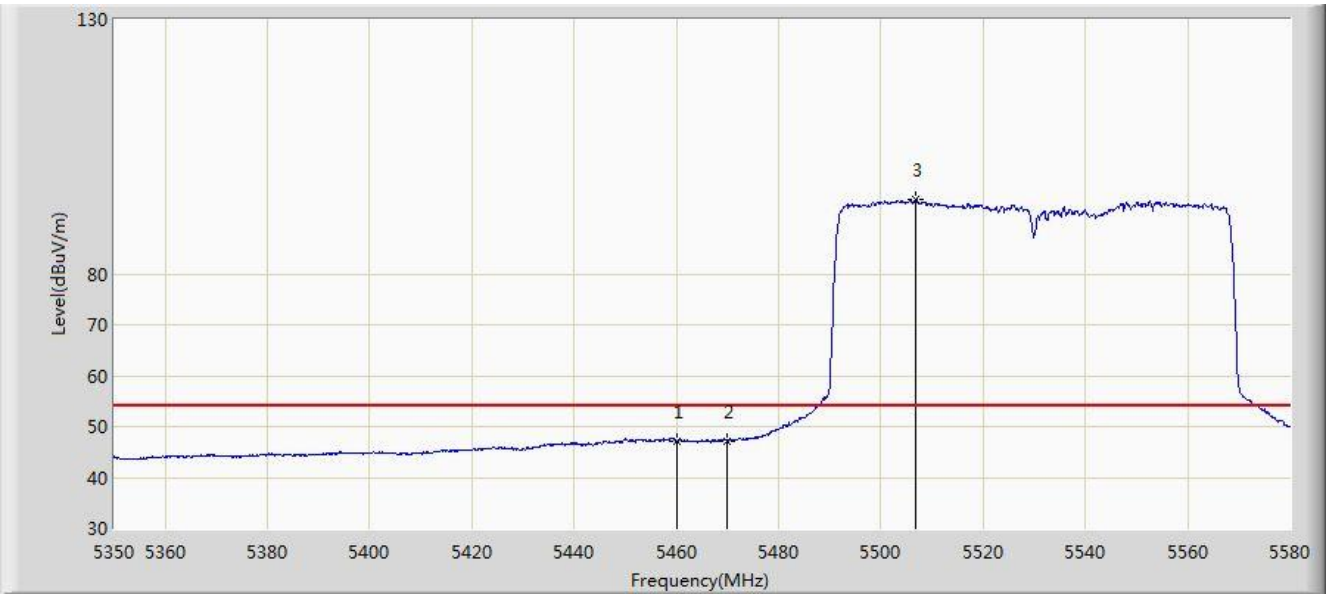

No	Flag	Mark	Frequency (MHz)	Measure Level (dBuV/m)	Reading Level (dBuV)	Over Limit (dB)	Limit (dBuV/m)	Factor (dB)	Type
1			5460.000	47.228	43.048	-6.772	54.000	4.180	AV
2			5470.000	47.221	43.019	-6.779	54.000	4.202	AV
3		*	5506.860	94.749	90.457	N/A	N/A	4.292	AV

Note: Measure Level (dBµV/m) = Reading Level (dBµV) + Factor (dB)

Factor (dB) = Cable Loss (dB) + Antenna Factor (dB/m) - Pre_Amplifier Gain (dB)

7.9. AC Conducted Emissions Measurement

7.9.1.Test Limit

FCC Part 15.207 Limits		
Frequency (MHz)	QP (dBμV)	AV (dBμV)
0.15 - 0.50	66 - 56	56 – 46
0.50 - 5.0	56	46
5.0 - 30	60	50

Note 1: The lower limit shall apply at the transition frequencies.

Note 2: The limit decreases linearly with the logarithm of the frequency in the range 0.15MHz to 0.5MHz.

7.9.2.Test Procedure

The EUT was setup according to ANSI C63.4, 2009 and tested according to KDB 789033 for compliance to FCC 47CFR 15.247 requirements. The EUT was placed on a platform of nominal size, 1 m by 1.5 m, raised 80 cm above the conducting ground plane. The vertical conducting plane was located 40 cm to the rear of the EUT. All other surfaces of EUT were at least 80 cm from any other grounded conducting surface. The EUT and simulators are connected to the main power through a line impedance stabilization network (LISN). The LISN provides a 50 ohm /50uH coupling impedance for the measuring equipment. The peripheral devices are also connected to the main power through a LISN. (Please refer to the block diagram of the test setup and photographs)Each current-carrying conductor of the EUT power cord, except the ground (safety) conductor, was individually connected through a LISN to the input power source.

The excess length of the power cord between the EUT and the LISN receptacle were folded back and forth at the center of the lead to form a bundle not exceeding 40 cm in length.

Conducted emissions were investigated over the frequency range from 0.15MHz to 30MHz using a receiver bandwidth of 9kHz.

7.9.3.Test Setup

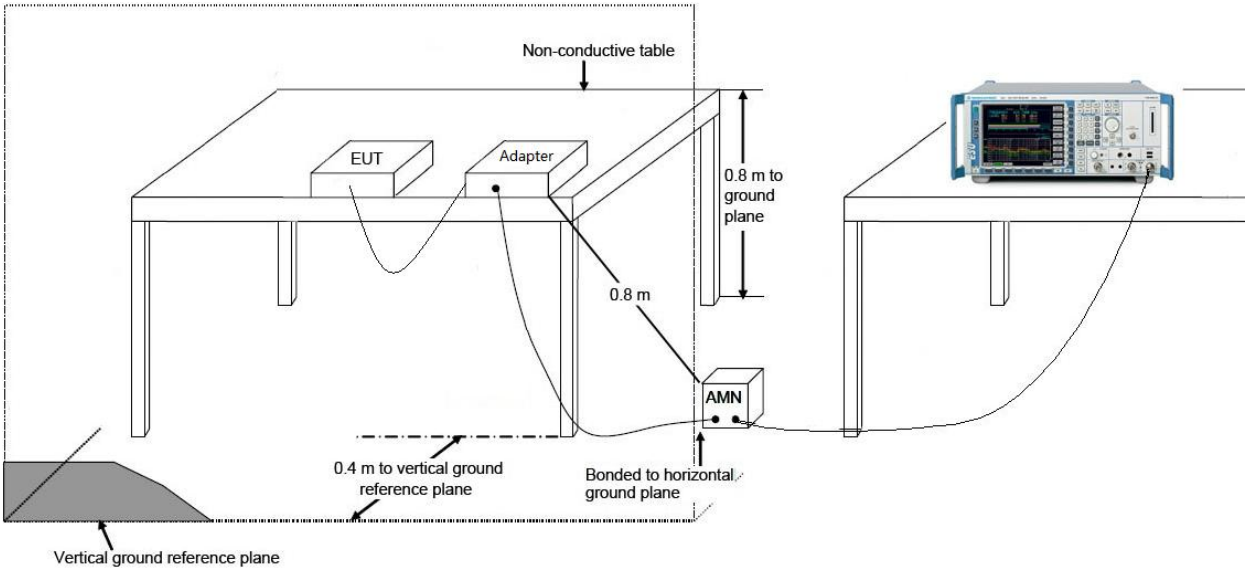

7.9.4.Test Result

Site: SR2	Time: 2017/11/06 - 13:44
Limit: FCC_Part15.207_CE	Engineer: Kevin Ker
Probe: ENV216_101683_Filter On	Polarity: Line
EUT: ACCESS POINT	Power: AC 120V/60Hz
Test Mode 1	

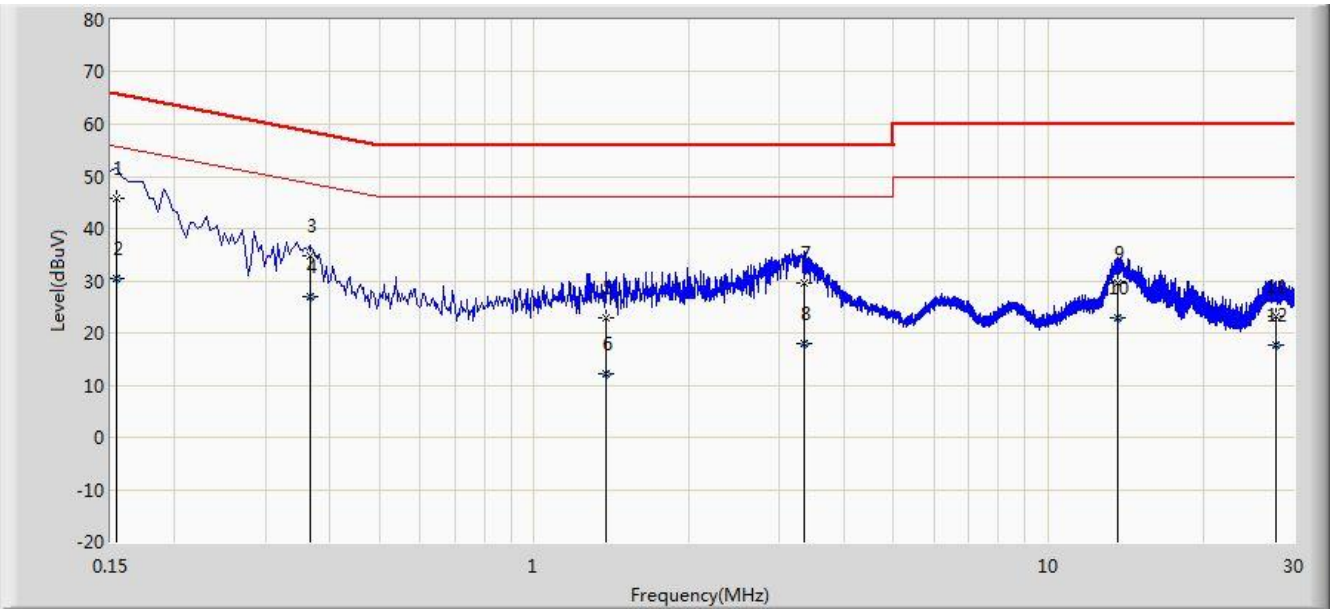

No	Flag	Mark	Frequency (MHz)	Measure Level (dBuV)	Reading Level (dBuV)	Margin (dB)	Limit (dBuV)	Factor (dB)	Type
1		*	0.154	45.755	35.016	-20.026	65.781	10.740	QP
2			0.154	30.395	19.655	-25.387	55.781	10.740	AV
3			0.366	34.862	24.804	-23.730	58.591	10.058	QP
4			0.366	26.897	16.839	-21.695	48.591	10.058	AV
5			1.382	23.024	13.131	-32.976	56.000	9.894	QP
6			1.382	12.075	2.182	-33.925	46.000	9.894	AV
7			3.346	29.621	19.725	-26.379	56.000	9.897	QP
8			3.346	18.033	8.137	-27.967	46.000	9.897	AV
9			13.666	29.438	19.374	-30.562	60.000	10.064	QP
10			13.666	22.898	12.834	-27.102	50.000	10.064	AV
11			27.654	23.247	13.003	-36.753	60.000	10.244	QP
12			27.654	17.605	7.361	-32.395	50.000	10.244	AV

Note: Measure Level (dBμV) = Reading Level (dBμV) + Factor (dB)

Factor (dB) = Cable Loss (dB) + LISN Factor (dB)

Site: SR2	Time: 2017/11/06 - 14:00
Limit: FCC_Part15.207_CE	Engineer: Kevin Ker
Probe: ENV216_101683_Filter On	Polarity: Neutral
EUT: ACCESS POINT	Power: AC 120V/60Hz
Test Mode 1	

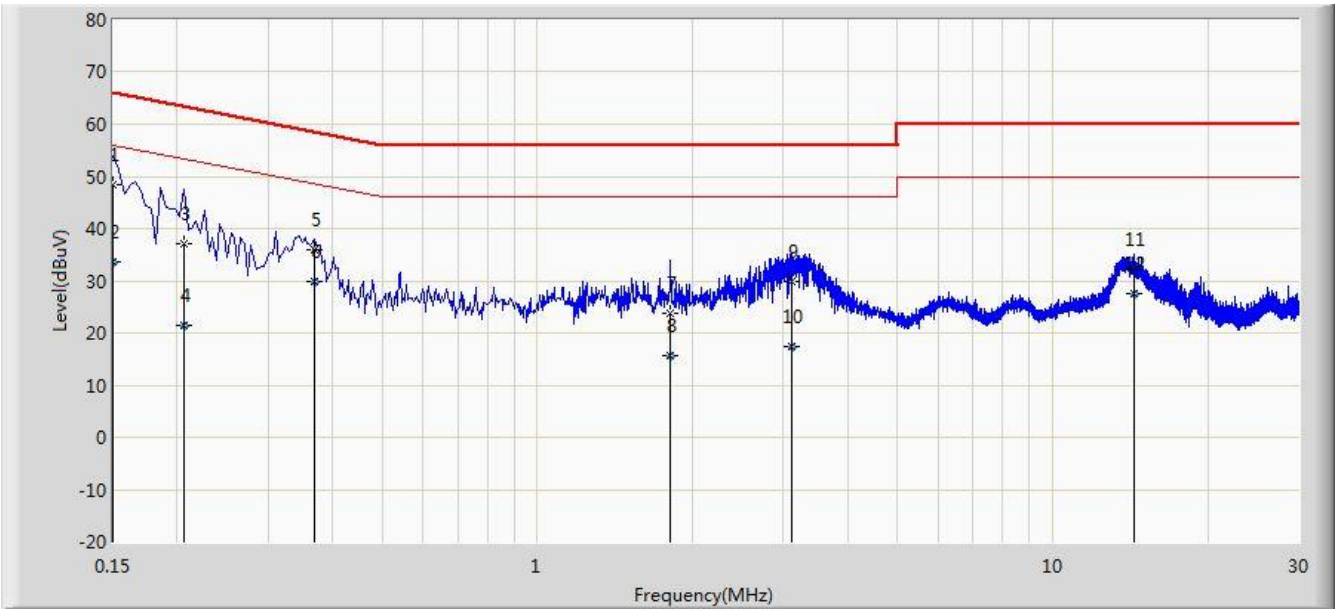

No	Flag	Mark	Frequency (MHz)	Measure Level (dBuV)	Reading Level (dBuV)	Margin (dB)	Limit (dBuV)	Factor (dB)	Type
1		*	0.150	48.329	37.187	-17.671	66.000	11.142	QP
2			0.150	33.605	22.463	-22.395	56.000	11.142	AV
3			0.206	37.209	27.208	-26.156	63.365	10.001	QP
4			0.206	21.443	11.442	-31.922	53.365	10.001	AV
5			0.370	35.903	25.813	-22.598	58.501	10.090	QP
6			0.370	29.719	19.629	-18.782	48.501	10.090	AV
7			1.814	23.658	13.779	-32.342	56.000	9.880	QP
8			1.814	15.606	5.726	-30.394	46.000	9.880	AV
9			3.110	29.942	20.078	-26.058	56.000	9.864	QP
10			3.110	17.342	7.478	-28.658	46.000	9.864	AV
11			14.338	32.155	22.052	-27.845	60.000	10.102	QP
12			14.338	27.432	17.329	-22.568	50.000	10.102	AV

Note: Measure Level (dBμV) = Reading Level (dBμV) + Factor (dB)

Factor (dB) = Cable Loss (dB) + LISN Factor (dB)

8. CONCLUSION

The data collected relate only the item(s) tested and show that the **ACCESS POINT FCC ID: Q9DAPIN0303** is in compliance with Part 15E of the FCC Rules.

The End