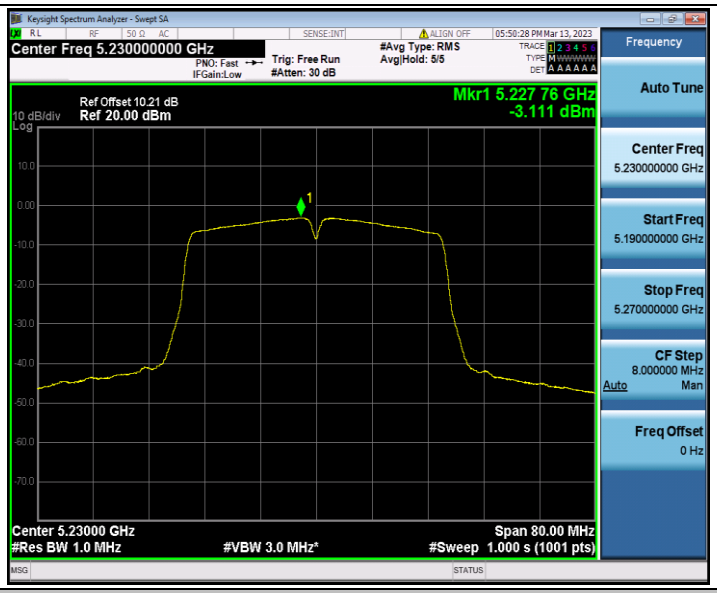

11AC80SISO_Ant3_5210

Appendix B.6: Band edge measurements

Test Result B1

TestMode	Antenna	ChName	Frequency[MHz]	Result[dBm]	Limit[dBm]	Verdict
11A	Ant3	Low	5180	-34.21	≤-27	PASS
		High	5240	-38.06	≤-27	PASS
11N20SISO	Ant3	Low	5180	-34.11	≤-27	PASS
		High	5240	-37.73	≤-27	PASS
11N40SISO	Ant3	Low	5190	-28.69	≤-27	PASS
		High	5230	-37.42	≤-27	PASS
11AC20SISO	Ant3	Low	5180	-37.61	≤-27	PASS
		High	5240	-37.11	≤-27	PASS
11AC40SISO	Ant3	Low	5190	-35.63	≤-27	PASS
		High	5230	-37.96	≤-27	PASS
11AC80SISO	Ant3	Low	5210	-30.63	≤-27	PASS
		High	5210	-38	≤-27	PASS

Test Graphs B1

11A_Ant3_Low_5180

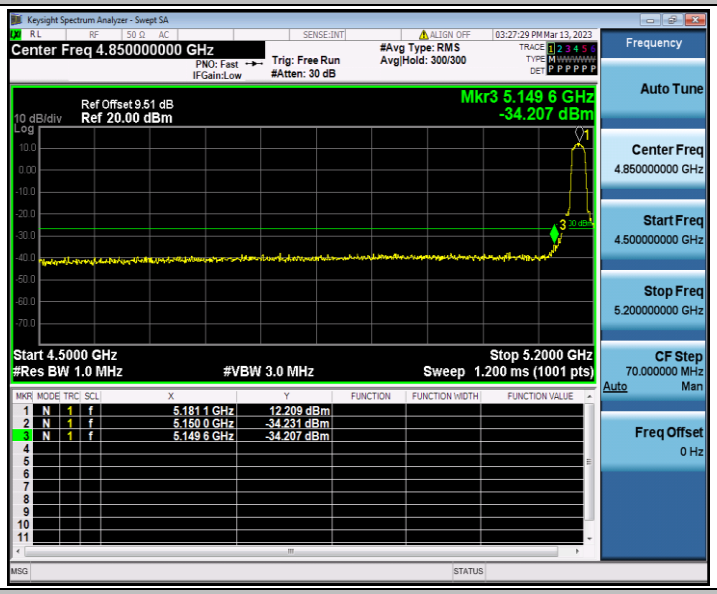

11A_Ant3_High_5240

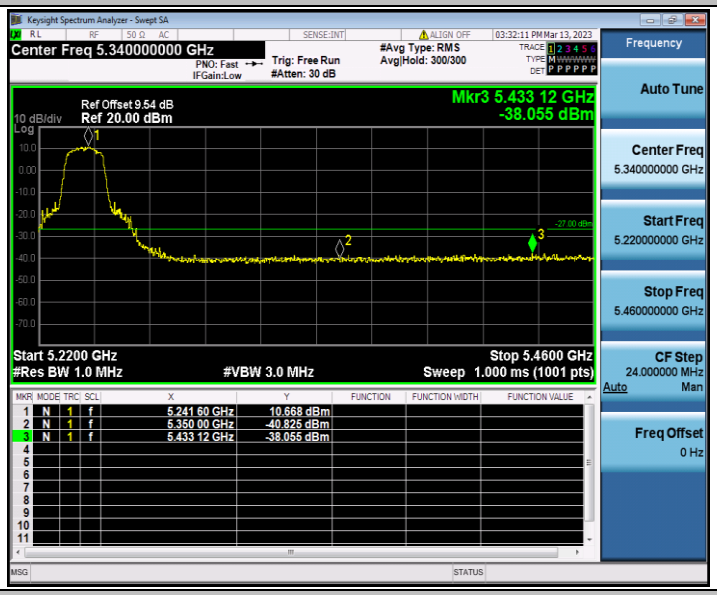

11N20SISO_Ant3_Low_5180

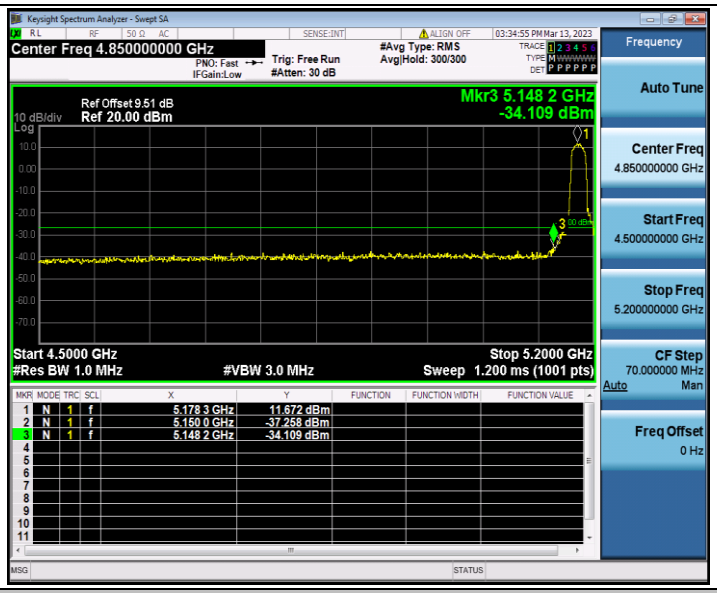

11N20SISO_Ant3_High_5240

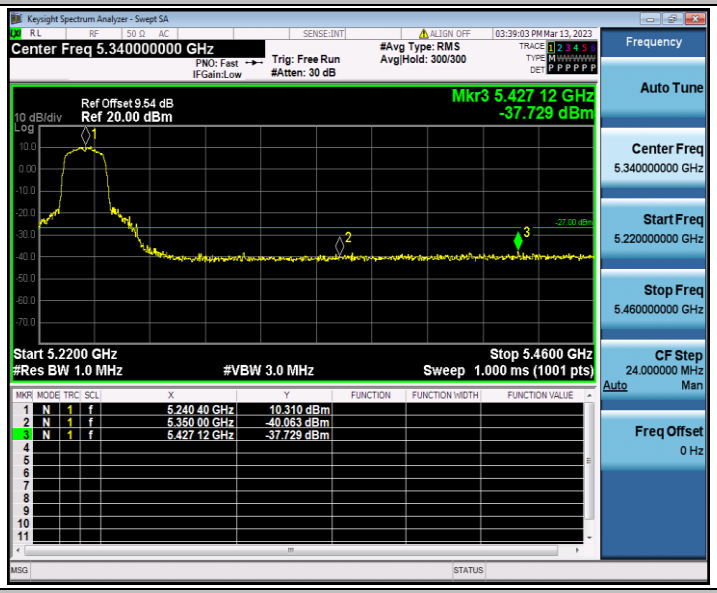

11N40SISO_Ant3_Low_5190

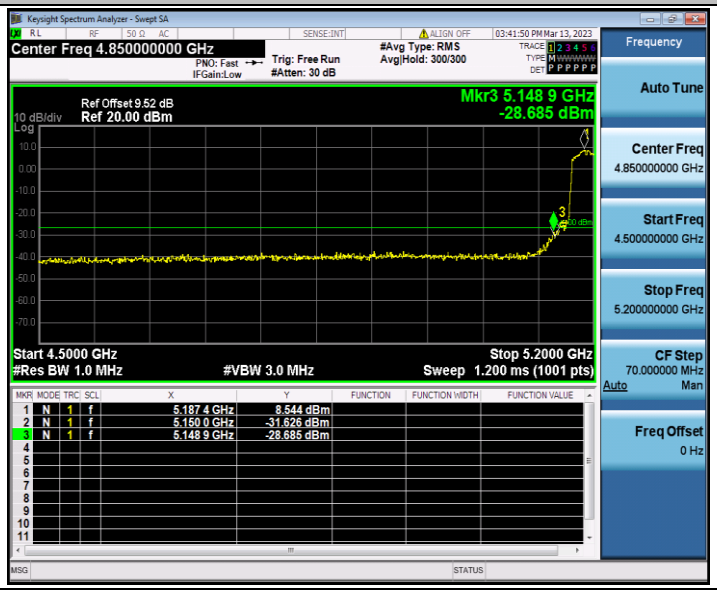

11N40SISO_Ant3_High_5230

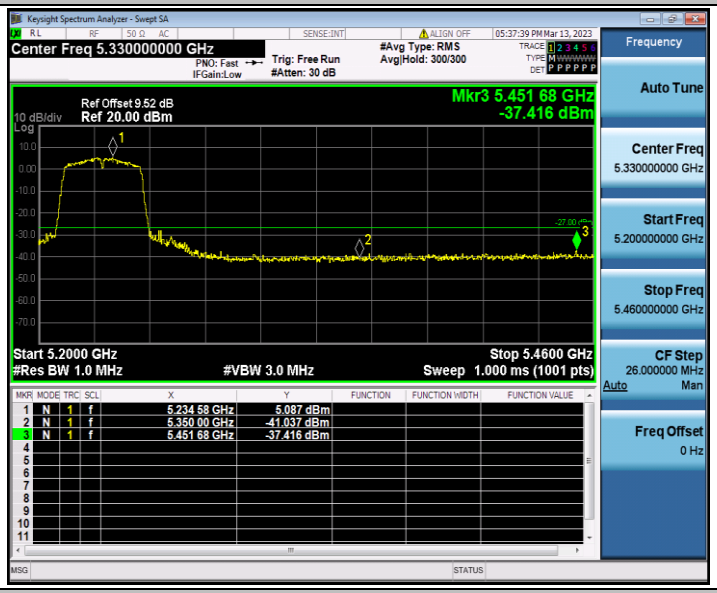

11AC20SISO_Ant3_Low_5180

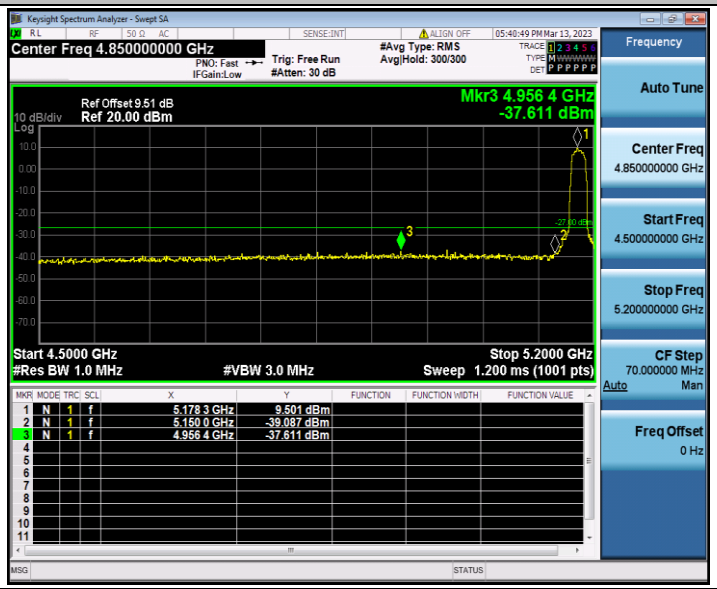

11AC20SISO_Ant3_High_5240

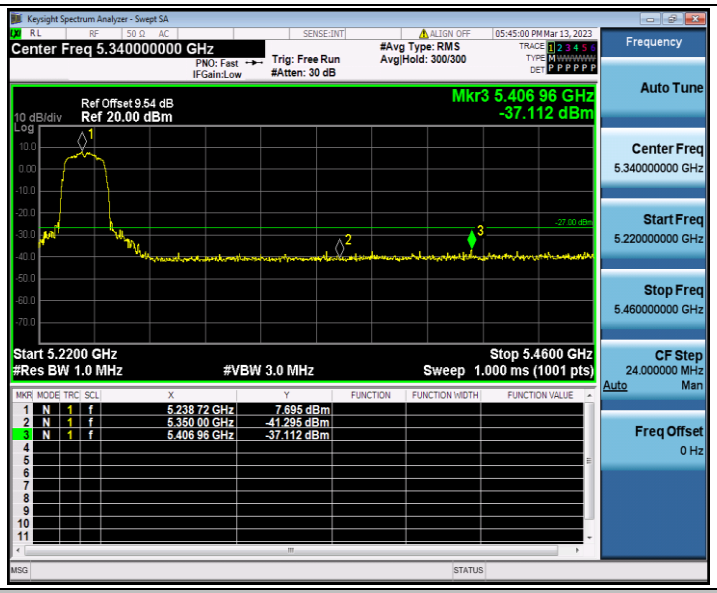

11AC40SISO_Ant3_Low_5190

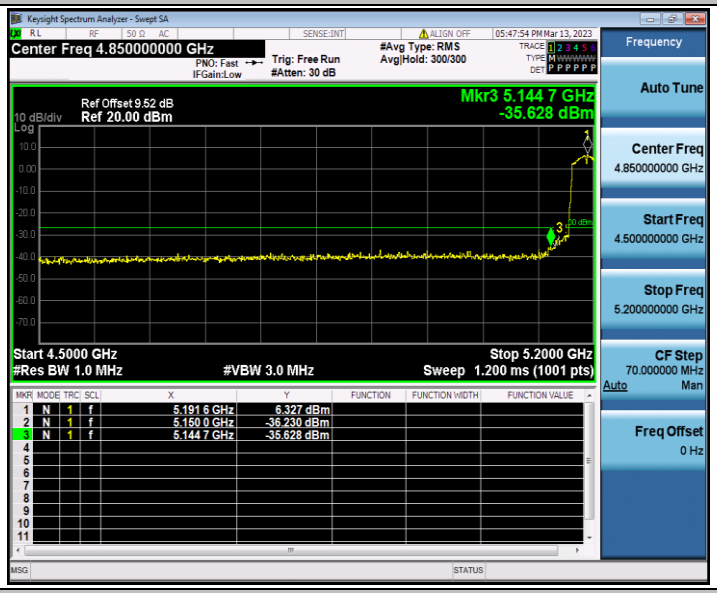

11AC40SISO_Ant3_High_5230

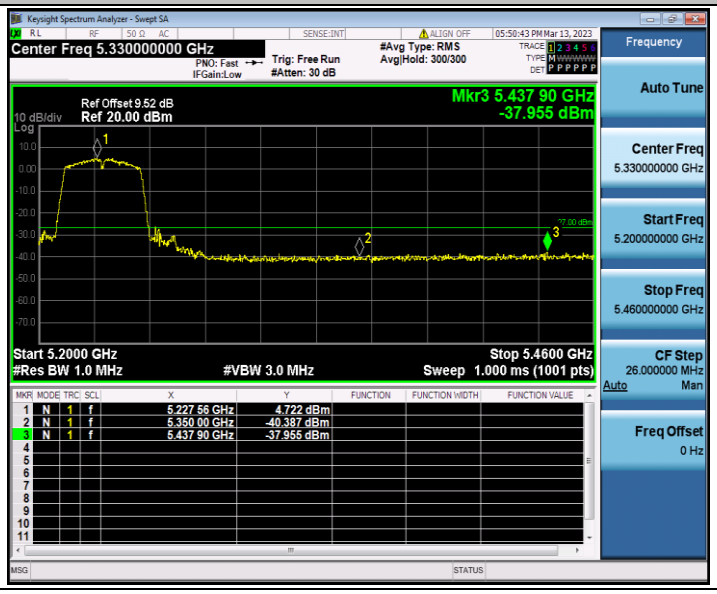

11AC80SISO_Ant3_Low_5210
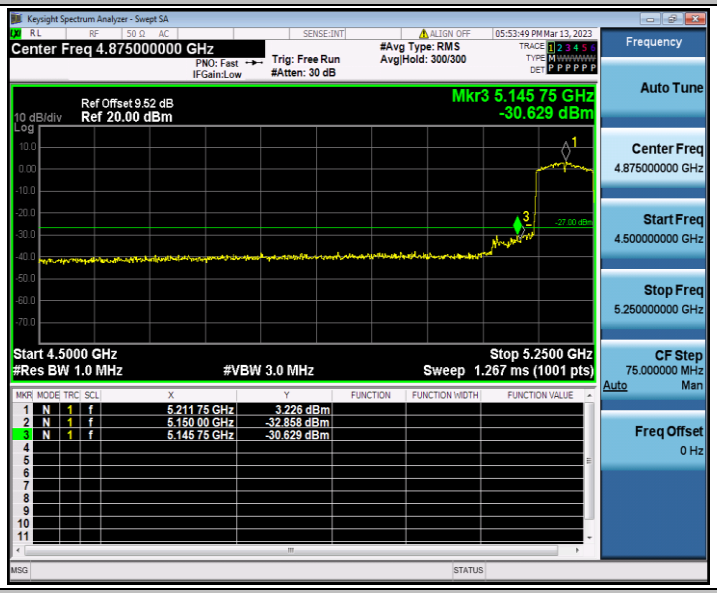

11AC80SISO_Ant3_High_5210
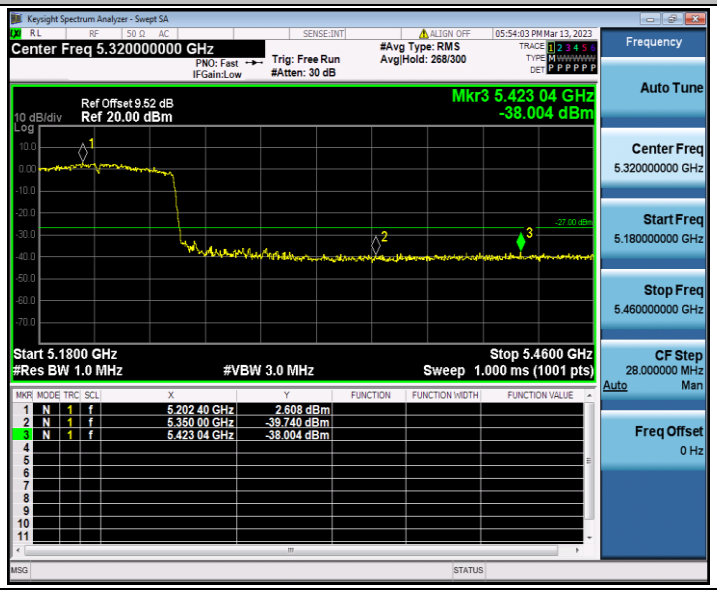

Appendix B.7: Conducted Spurious Emission

Test Result

TestMode	Antenna	Frequency[MHz]	FreqRange [MHz]	Max. Fre [MHz]	Max. Level [dBm]	Limit [dBm]	Verdict
11A	Ant3	5180	30~5140	5139.66	-42.54	≤-27	PASS
			5360~40000	26494.35	-38.28	≤-27	PASS
		5200	30~5140	5139.15	-45.78	≤-27	PASS
			5360~40000	23541.21	-38.25	≤-27	PASS
		5240	30~5140	5126.88	-46.01	≤-27	PASS
			5360~40000	25084.86	-37.21	≤-27	PASS
11N20SISO	Ant3	5180	30~5140	5138.13	-44.27	≤-27	PASS
			5360~40000	26979.8	-38.17	≤-27	PASS
		5200	30~5140	5124.84	-46.46	≤-27	PASS
			5360~40000	26606.15	-37.41	≤-27	PASS
		5240	30~5140	5131.14	-46.28	≤-27	PASS
			5360~40000	26751.86	-38.15	≤-27	PASS
11N40SISO	Ant3	5190	30~5140	5139.15	-37.59	≤-27	PASS
			5360~40000	25048.79	-36.96	≤-27	PASS
		5230	30~5140	1745.09	-47.06	≤-27	PASS
			5360~40000	26773.5	-37.64	≤-27	PASS
11AC20SISO	Ant3	5180	30~5140	5085.66	-42.07	≤-27	PASS
			5360~40000	24911.74	-38.1	≤-27	PASS
		5200	30~5140	5111.72	-44.25	≤-27	PASS
			5360~40000	26573.69	-38.38	≤-27	PASS
		5240	30~5140	5106.61	-46.52	≤-27	PASS
			5360~40000	24320.97	-37.75	≤-27	PASS
11AC40SISO	Ant3	5190	30~5140	5137.27	-43.04	≤-27	PASS
			5360~40000	23525.34	-37.1	≤-27	PASS
		5230	30~5140	5088.73	-47.3	≤-27	PASS
			5360~40000	24274.8	-36.31	≤-27	PASS
11AC80SISO	Ant3	5210	30~5140	5118.54	-33.36	≤-27	PASS
			5360~40000	26070.2	-37.57	≤-27	PASS

Test Graphs

11A_Ant3_5180_30~5140

11A_Ant3_5180_5360~40000

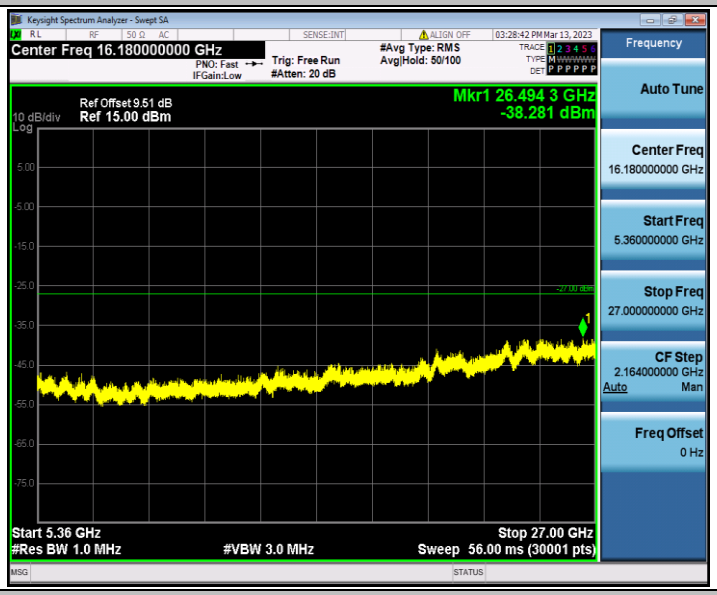

11A_Ant3_5200_30~5140

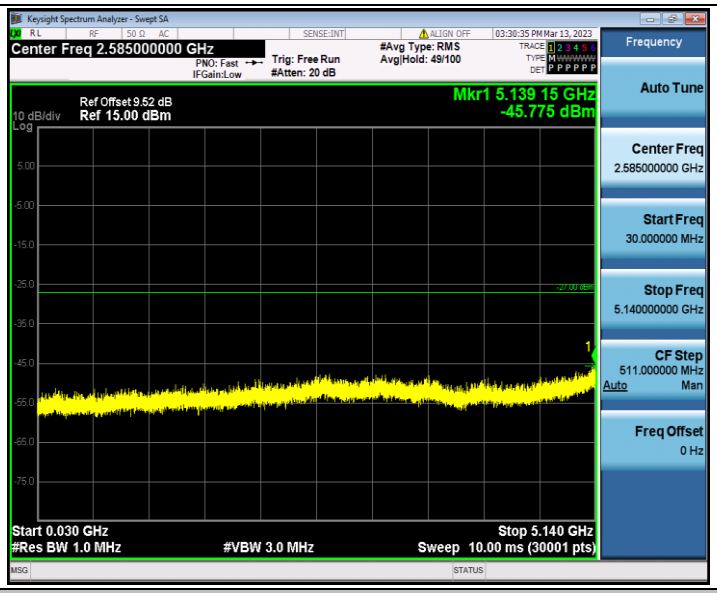

11A_Ant3_5200_5360~40000

11A_Ant3_5240_30~5140

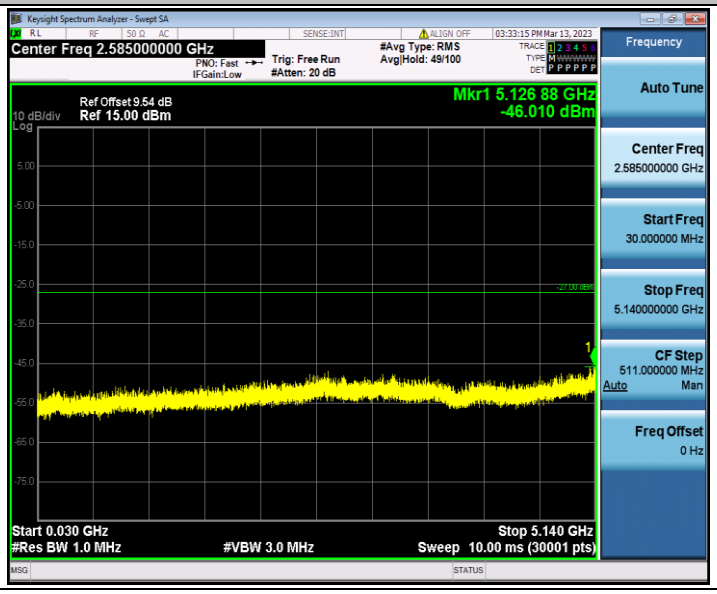

11A_Ant3_5240_5360~40000

11N20SISO_Ant3_5180_30~5140

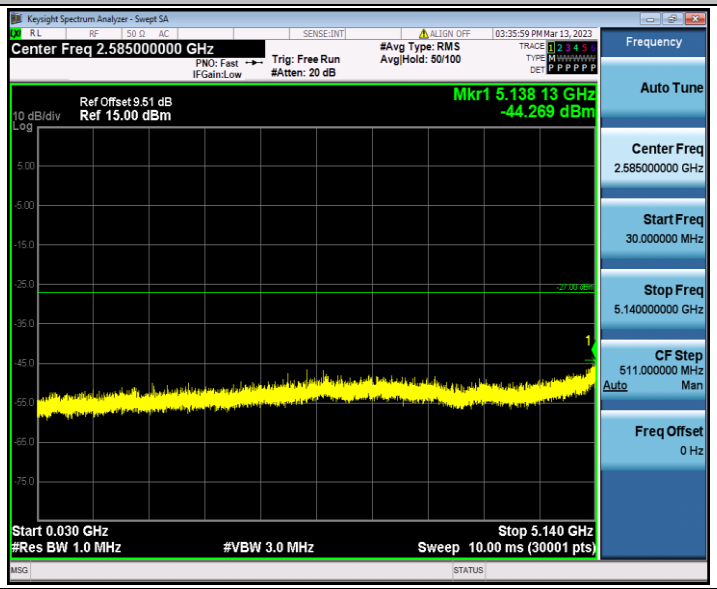

11N20SISO_Ant3_5180_5360~40000

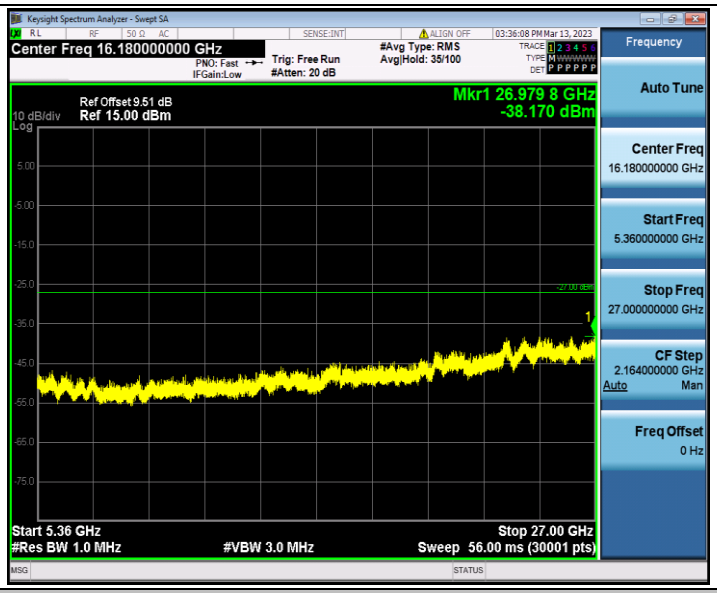

11N20SISO_Ant3_5200_30~5140

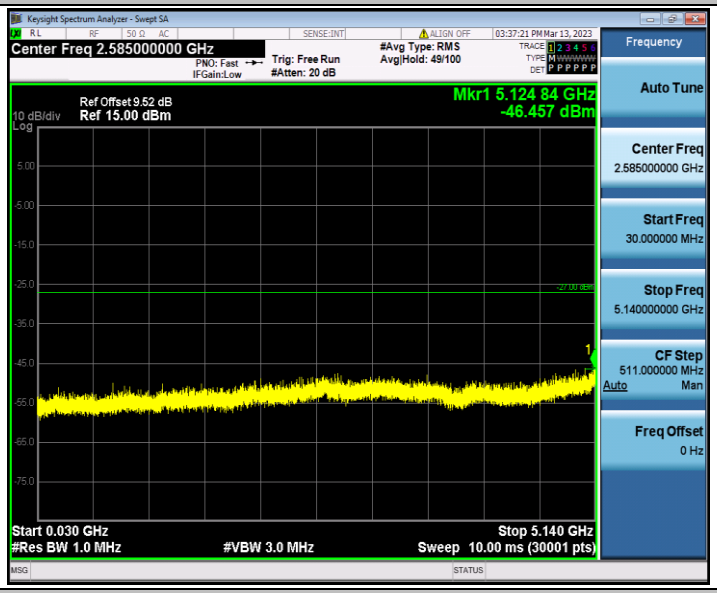

11N20SISO_Ant3_5200_5360~40000

11N20SISO_Ant3_5240_30~5140

11N20SISO_Ant3_5240_5360~40000

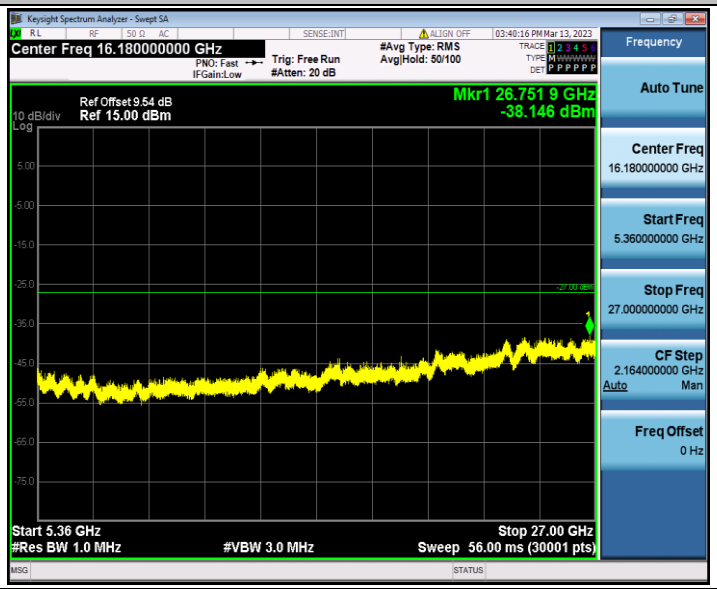

11N40SISO_Ant3_5190_30~5140

11N40SISO_Ant3_5190_5360~40000

11N40SISO_Ant3_5230_30~5140

11N40SISO_Ant3_5230_5360~40000

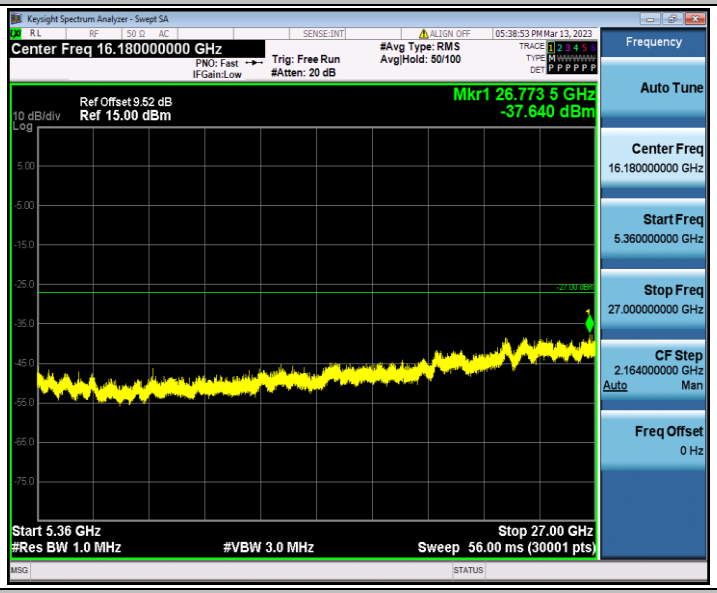

11AC20SISO_Ant3_5180_30~5140

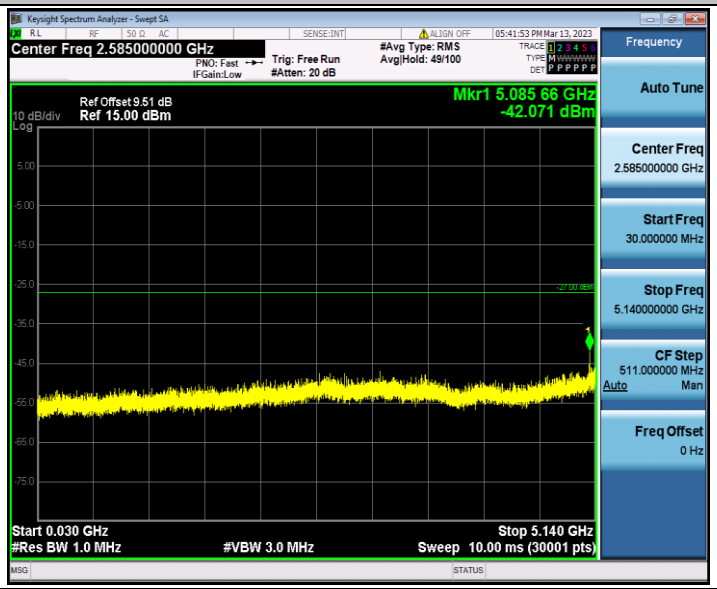

11AC20SISO_Ant3_5180_5360~40000

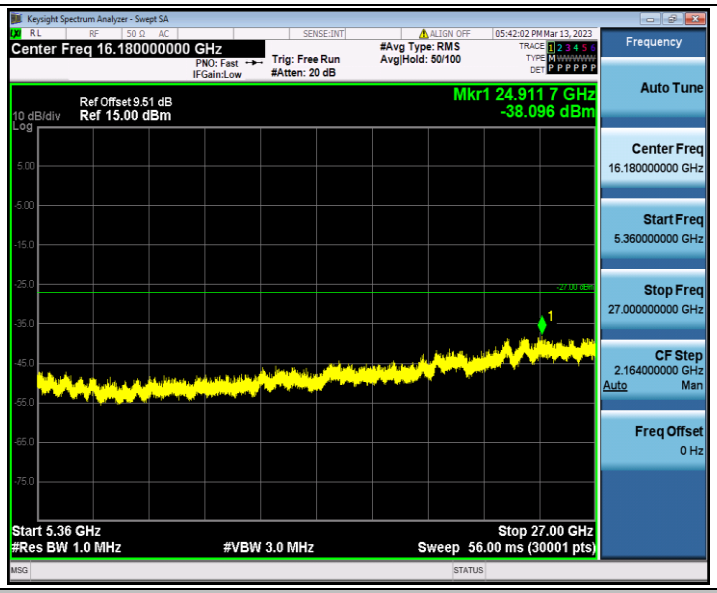

11AC20SISO_Ant3_5200_30~5140

11AC20SISO_Ant3_5200_5360~40000

11AC20SISO_Ant3_5240_30~5140
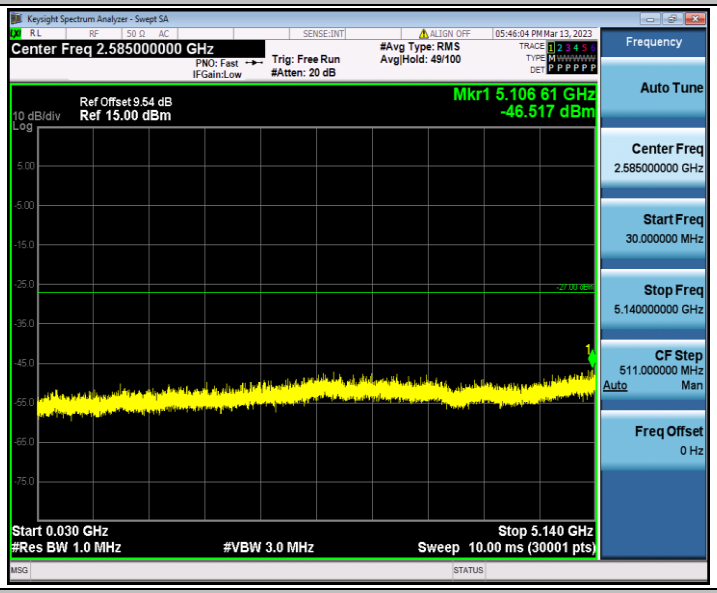
11AC20SISO_Ant3_5240_5360~40000
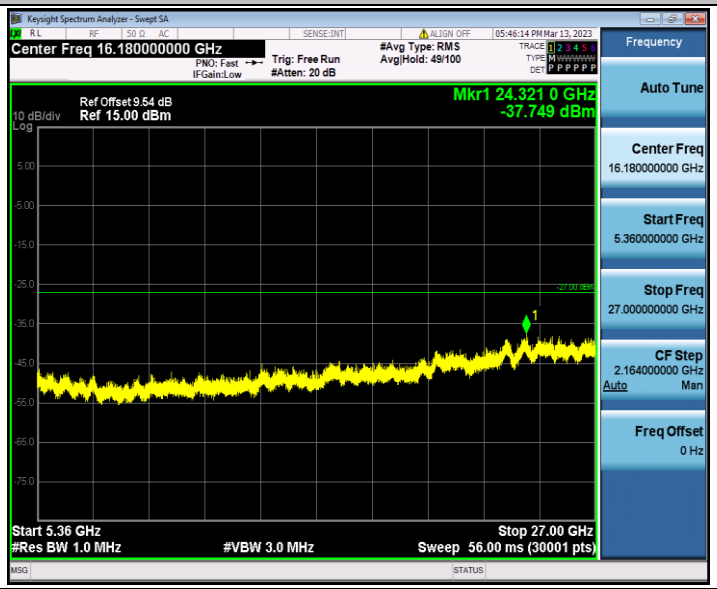
11AC40SISO_Ant3_5190_30~5140

11AC40SISO_Ant3_5190_5360~40000

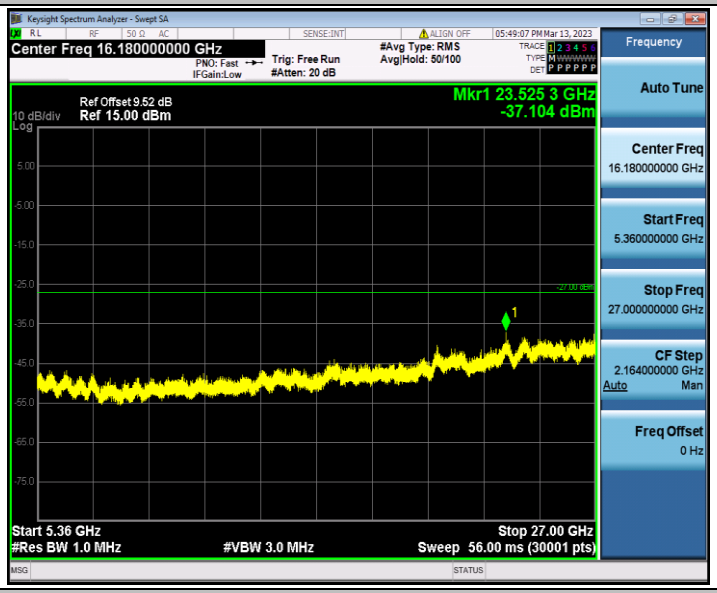

11AC40SISO_Ant3_5230_30~5140

11AC40SISO_Ant3_5230_5360~40000

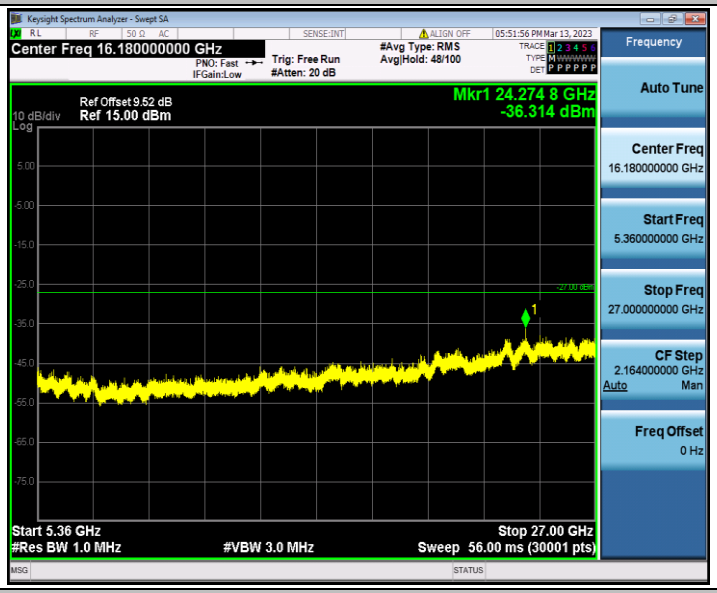

11AC80SISO_Ant3_5210_30~5140

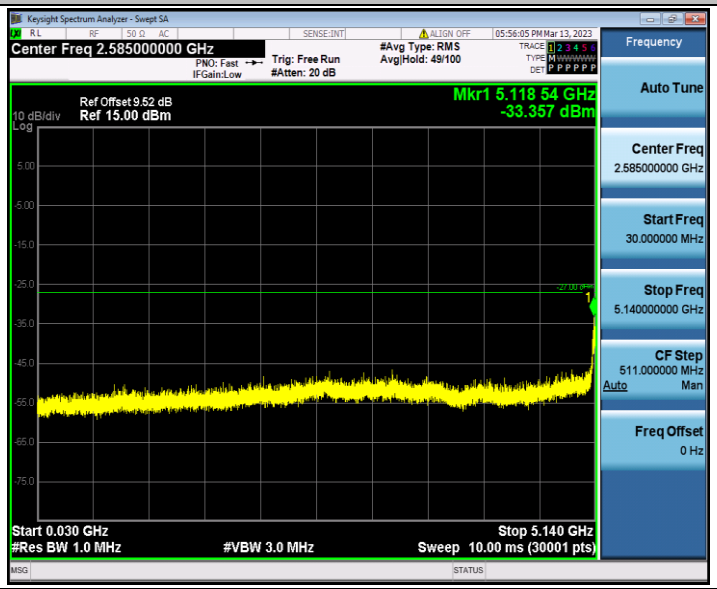

11AC80SISO_Ant3_5210_5360~40000

Keysight Spectrum Analyzer - Swept SA
Center Freq 16.180000000 GHz
PNO: Fast
IFGain:Low
Trig: Free Run
#Atten: 20 dB
#Avg Type: RMS
Avg|Hold: 50/100
05:56:14 PM Mar 13, 2023
Ref Offset 9.52 dB
10 dB/div
Ref 15.00 dBm
Log
Mkr1 26.070 2 GHz
-37.569 dBm
Start 5.36 GHz
#Res BW 1.0 MHz
#VBW 3.0 MHz
Stop 27.00 GHz
Sweep 56.00 ms (30001 pts)
Frequency
Auto Tune
Center Freq
16.180000000 GHz
Start Freq
5.360000000 GHz
Stop Freq
27.000000000 GHz
CF Step
2.164000000 GHz
Auto
Man
Freq Offset
0 Hz