Beamforming on

Mode 4: IEEE 802.11n 2.4 GHz 20 MHz Continuous TX mode_ANT-0	
2412 MHz	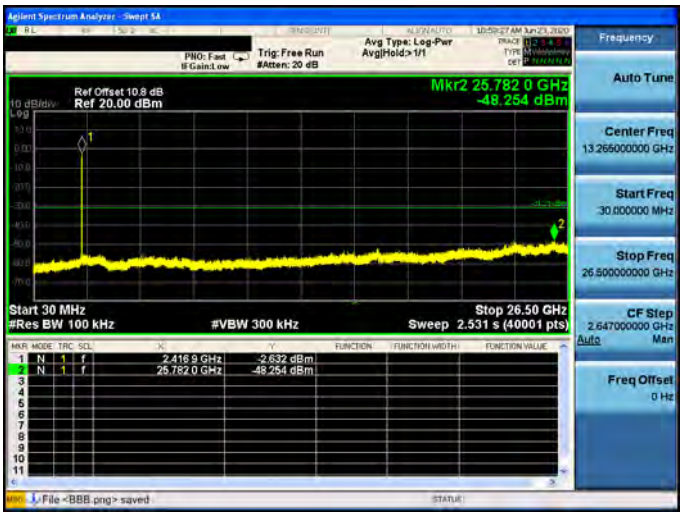
2437 MHz	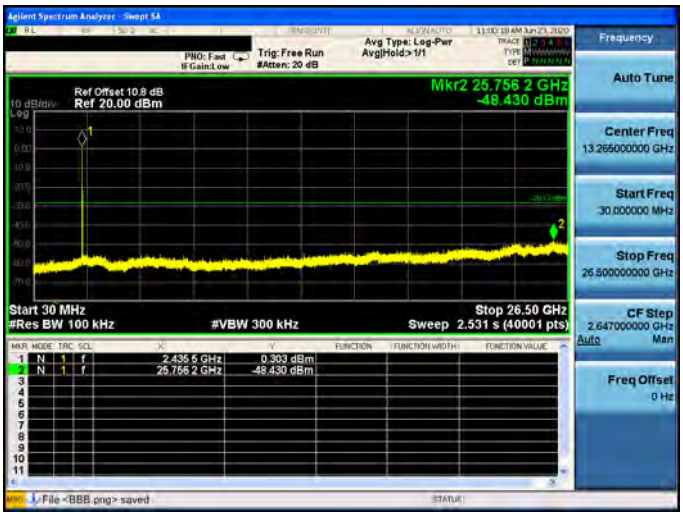
2462 MHz	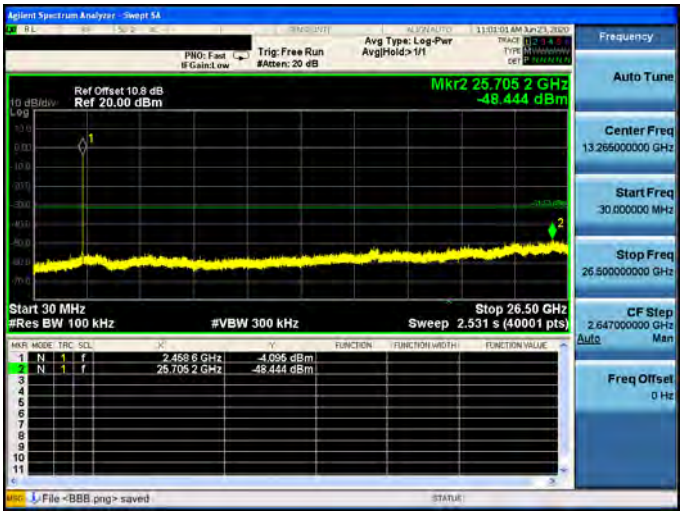

Mode 5: IEEE 802.11n 2.4 GHz 40 MHz Continuous TX mode_ANT-0	
2422 MHz	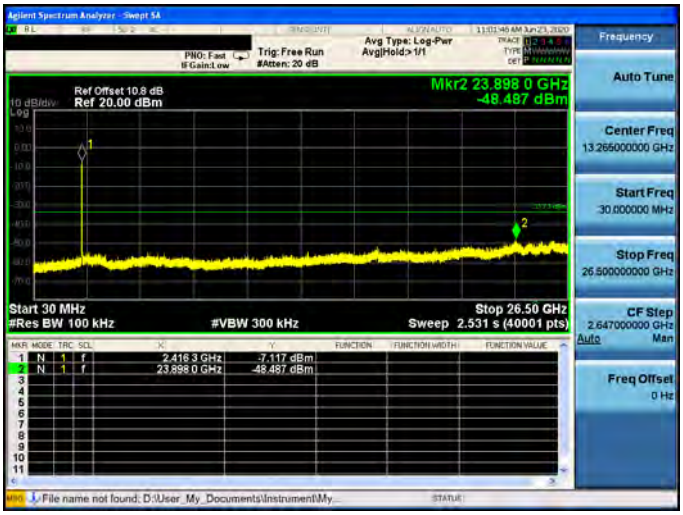
2437 MHz	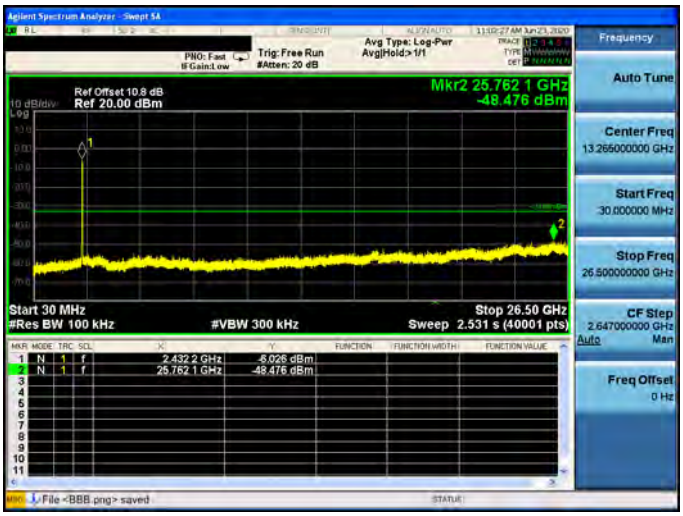
2452 MHz	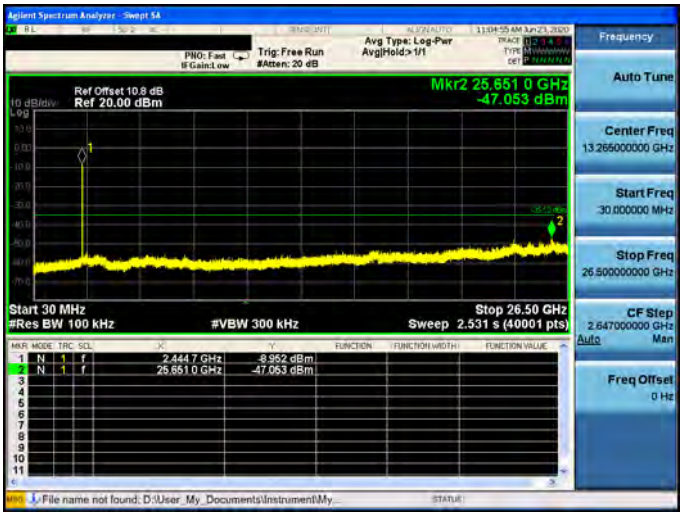

Mode 6: IEEE 802.11ax 2.4 GHz 20 MHz Continuous TX mode_ANT-0	
2412 MHz	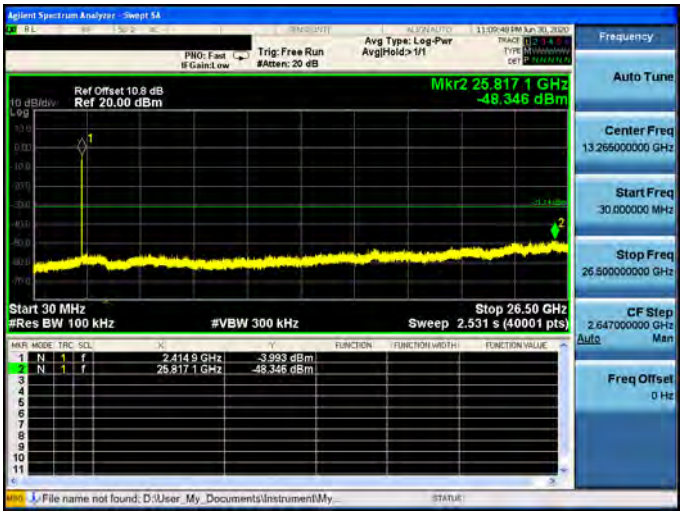
2437 MHz	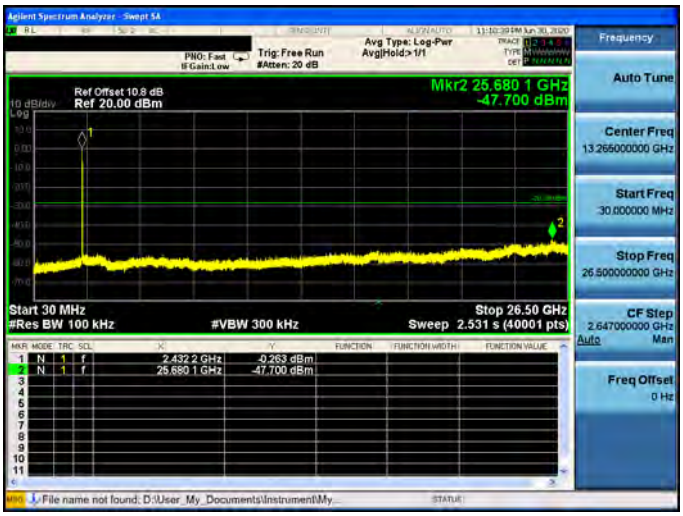
2462 MHz	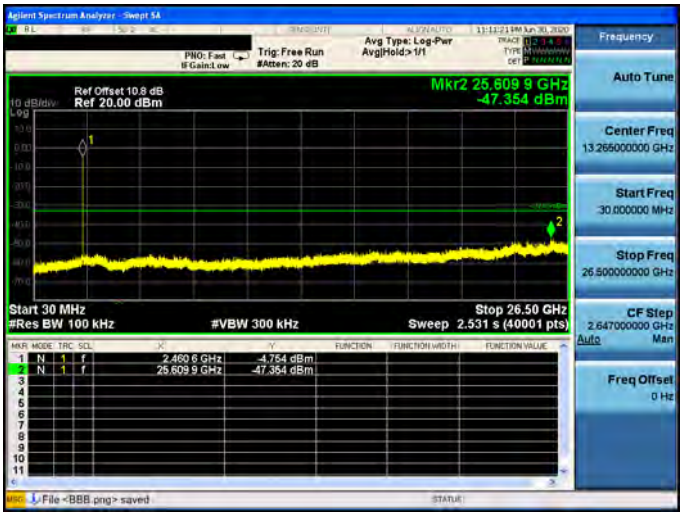

Mode 7: IEEE 802.11ax 2.4 GHz 40 MHz Continuous TX mode_ANT-0	
2422 MHz	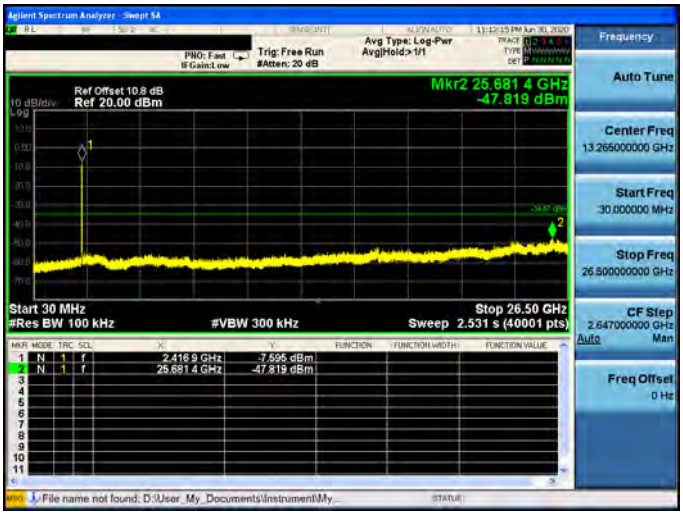
2437 MHz	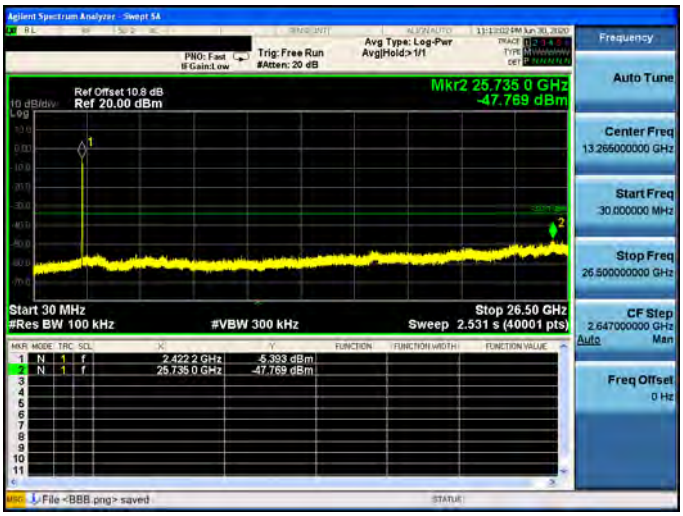
2452 MHz	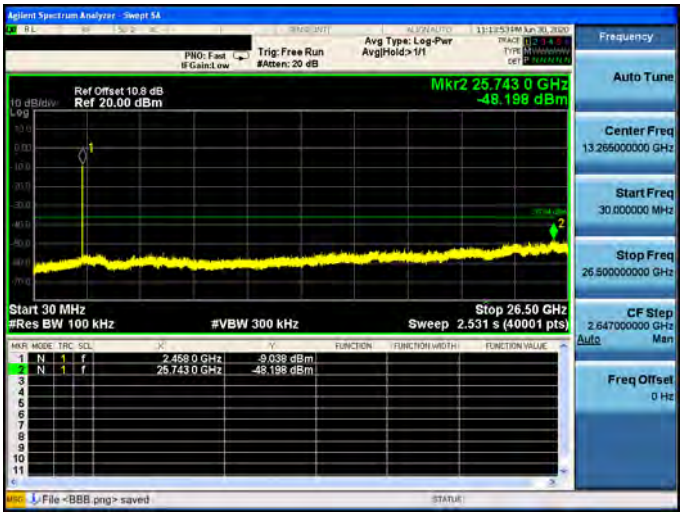

Mode 4: IEEE 802.11n 2.4 GHz 20 MHz Continuous TX mode_ANT-1	
2412 MHz	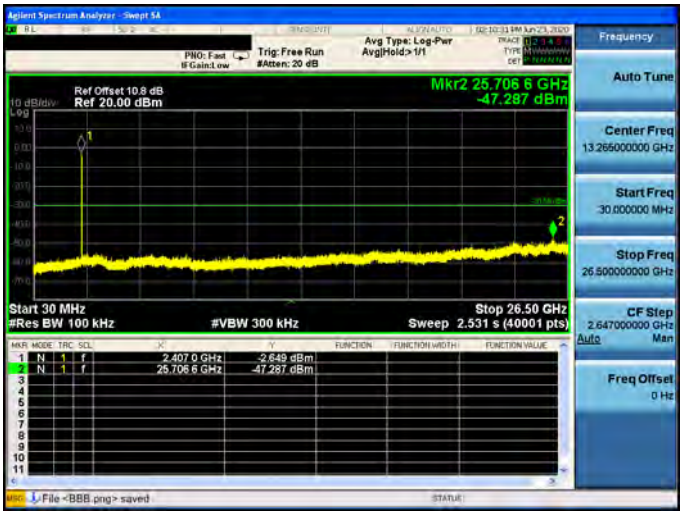
2437 MHz	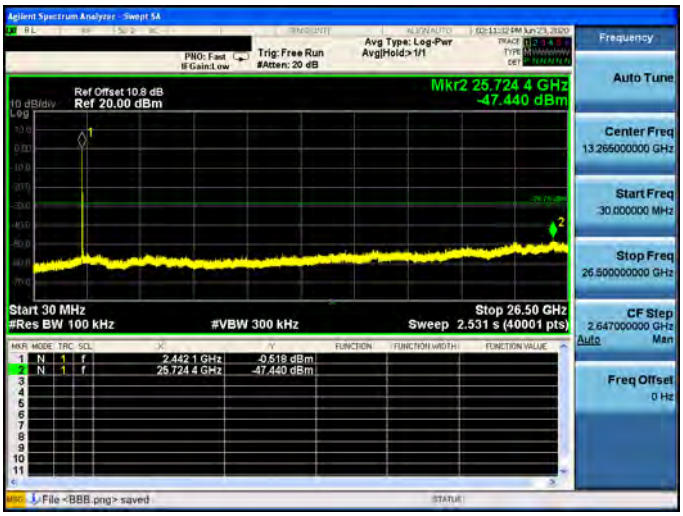
2462 MHz	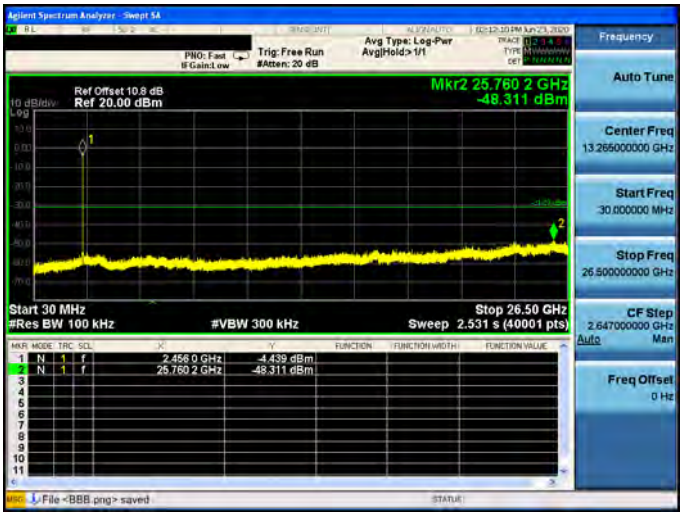

Mode 5: IEEE 802.11n 2.4 GHz 40 MHz Continuous TX mode_ANT-1	
2422 MHz	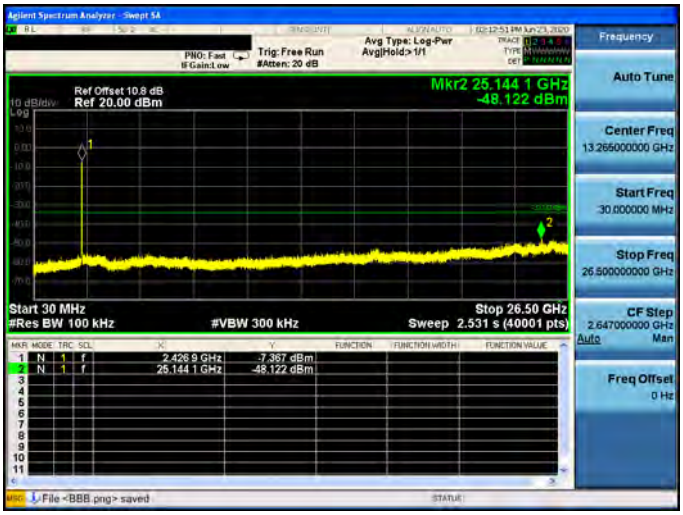
2437 MHz	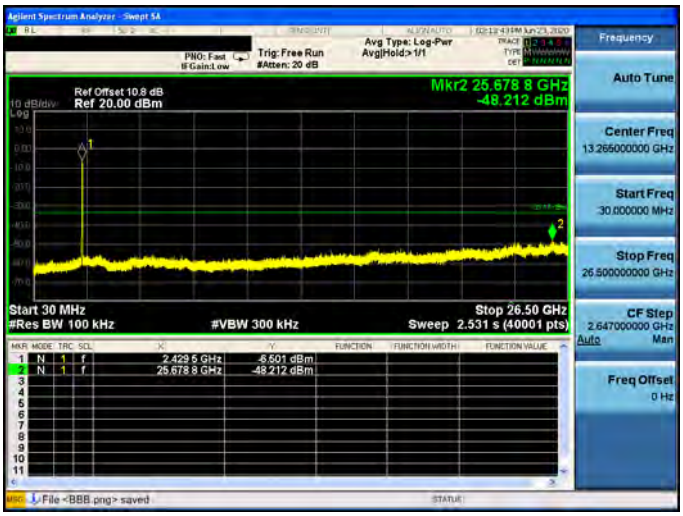
2452 MHz	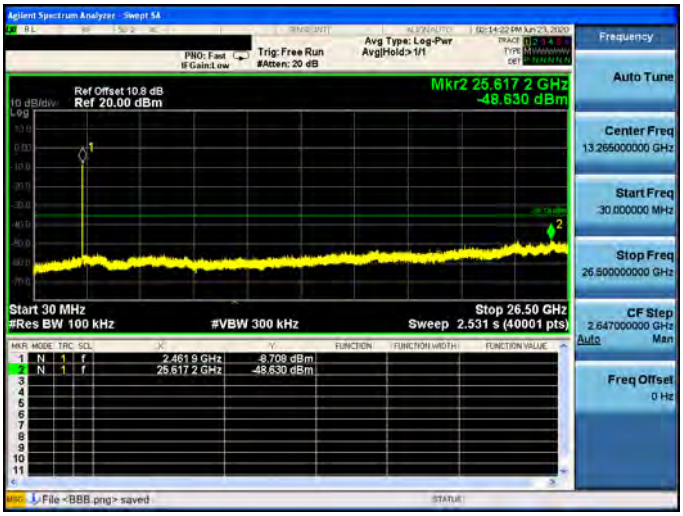

Mode 6: IEEE 802.11ax 2.4 GHz 20 MHz Continuous TX mode_ANT-1	
2412 MHz	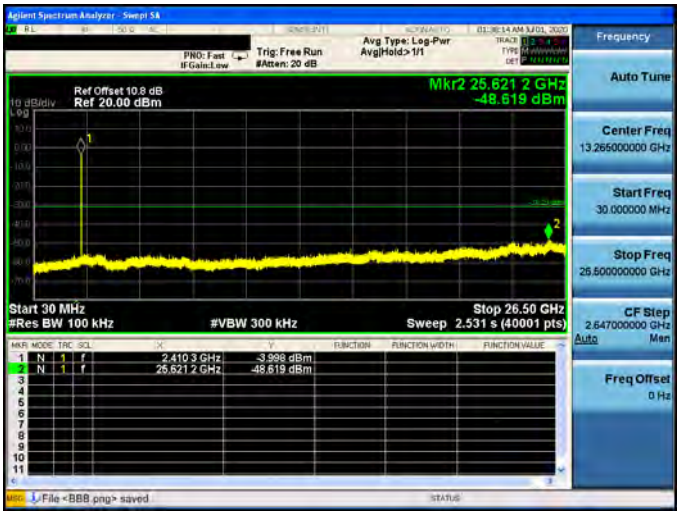
2437 MHz	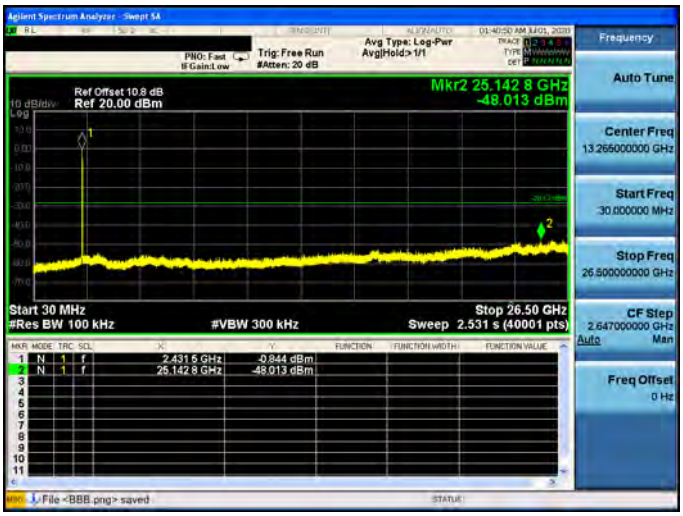
2462 MHz	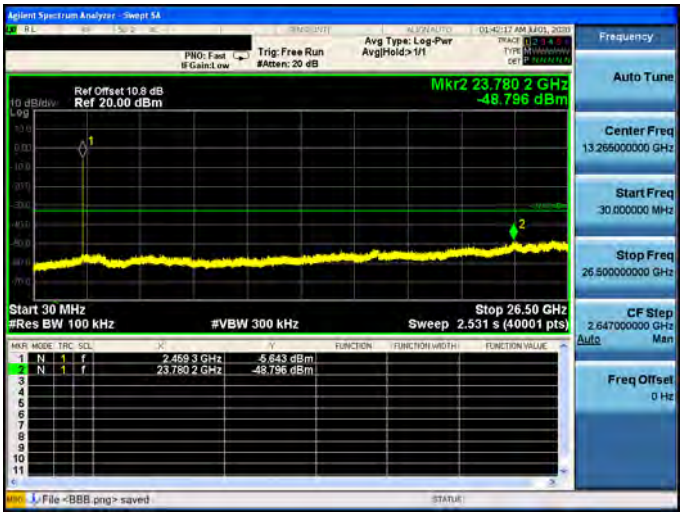

Mode 7: IEEE 802.11ax 2.4 GHz 40 MHz Continuous TX mode_ANT-1	
2422 MHz	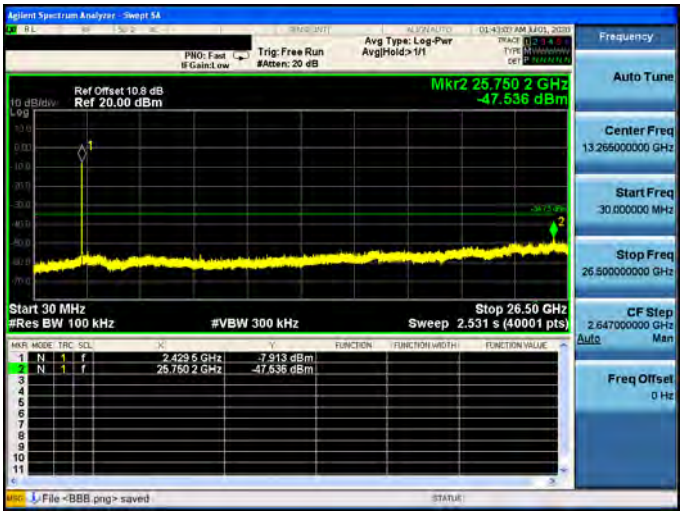
2437 MHz	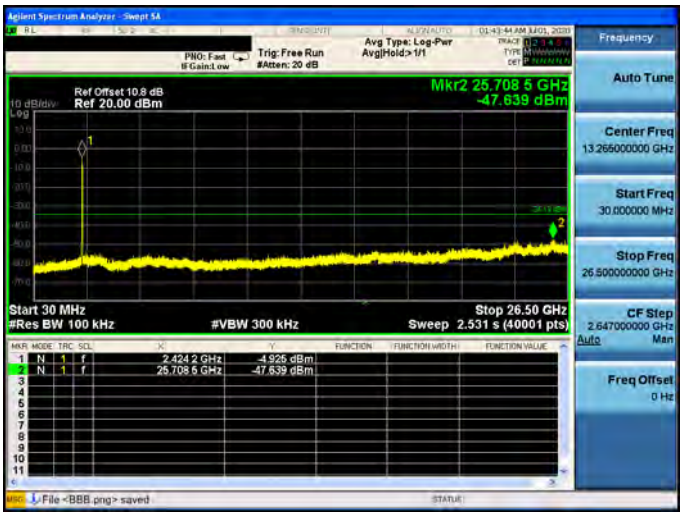
2452 MHz	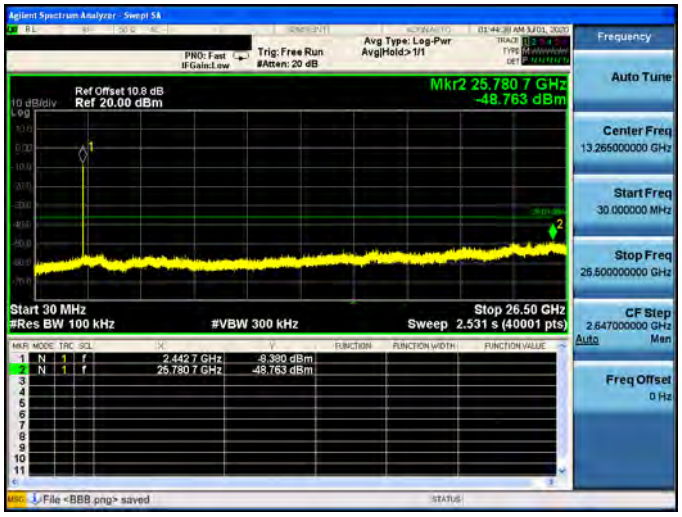

Mode 4: IEEE 802.11n 2.4 GHz 20 MHz Continuous TX mode_ANT-2	
2412 MHz	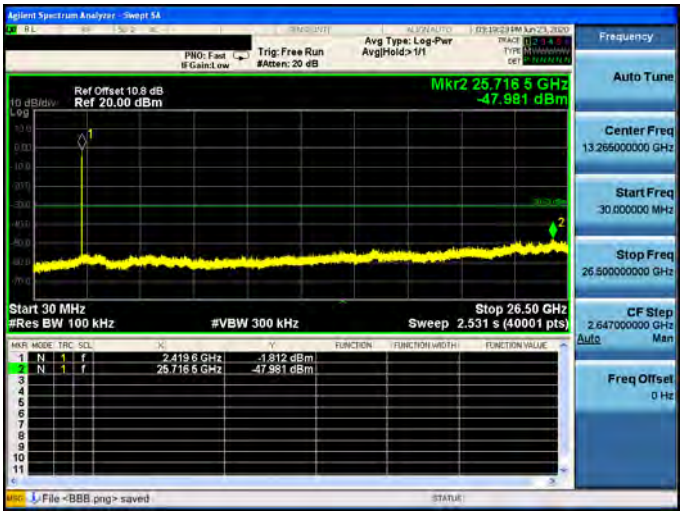
2437 MHz	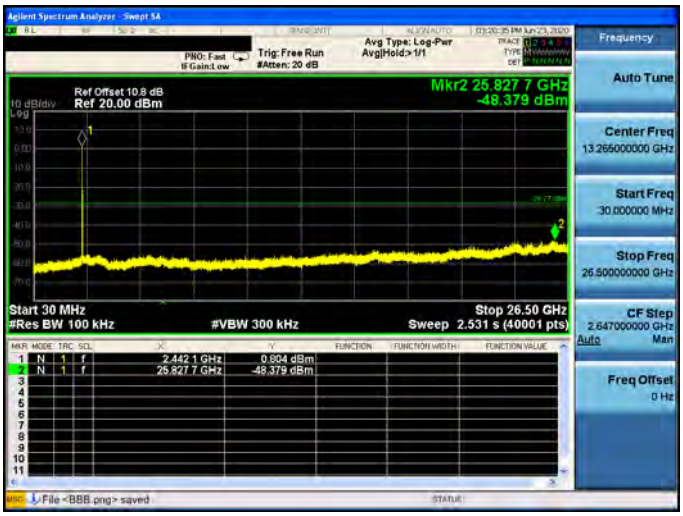
2462 MHz	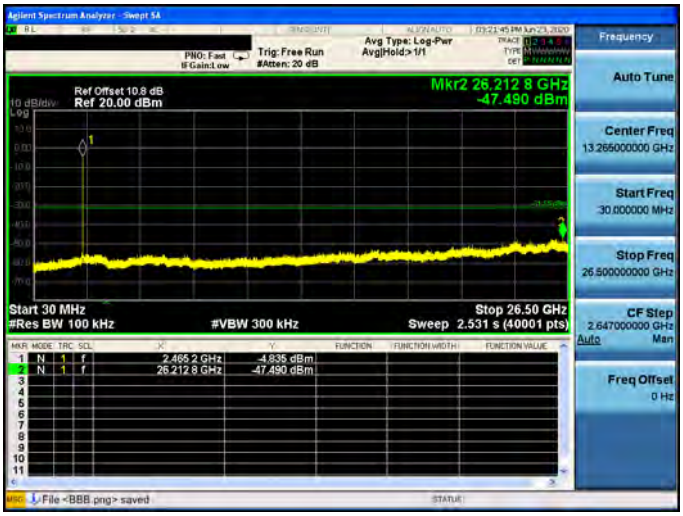

Mode 5: IEEE 802.11n 2.4 GHz 40 MHz Continuous TX mode_ANT-2	
2422 MHz	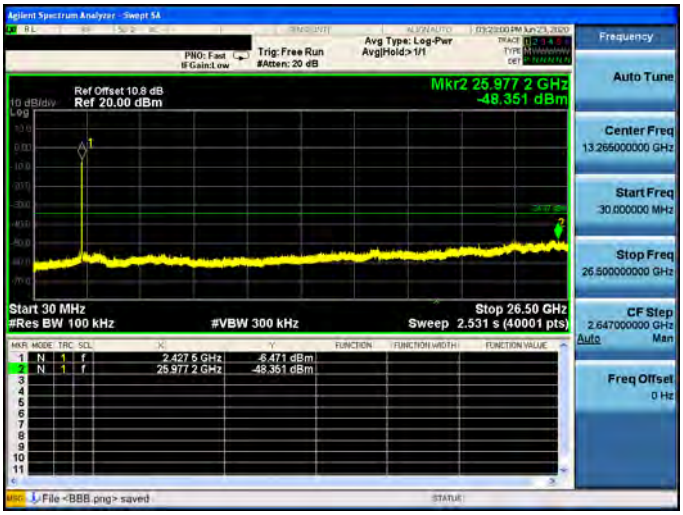
2437 MHz	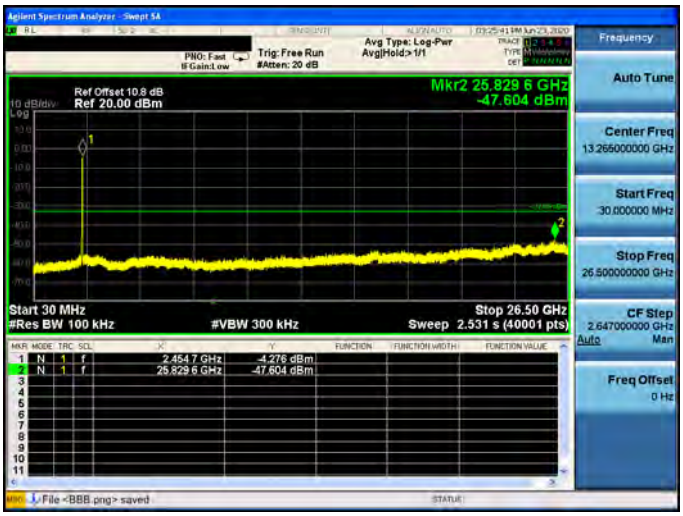
2452 MHz	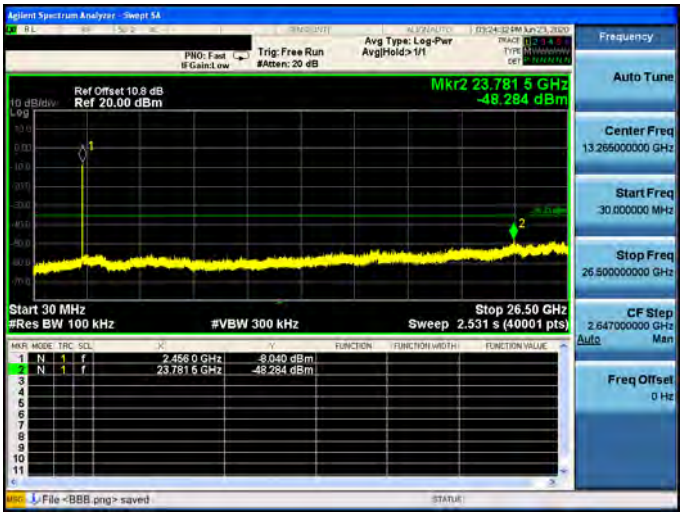

Mode 6: IEEE 802.11ax 2.4 GHz 20 MHz Continuous TX mode_ANT-2	
2412 MHz	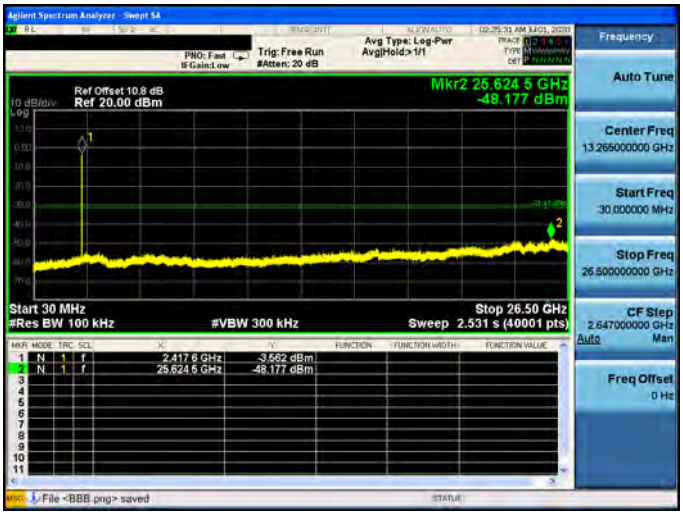
2437 MHz	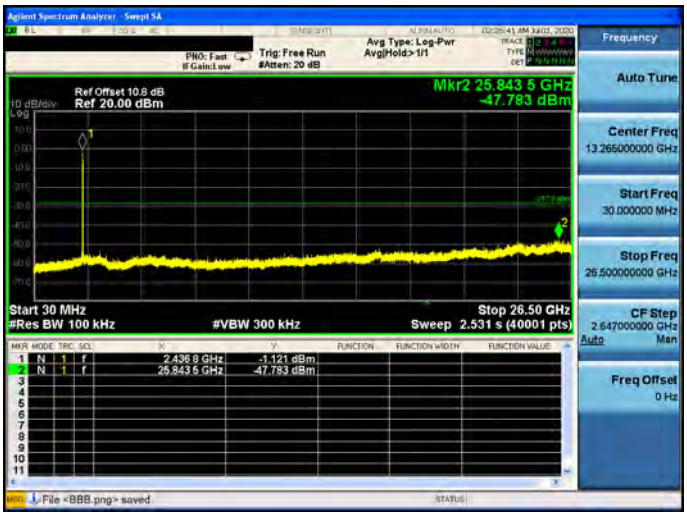
2462 MHz	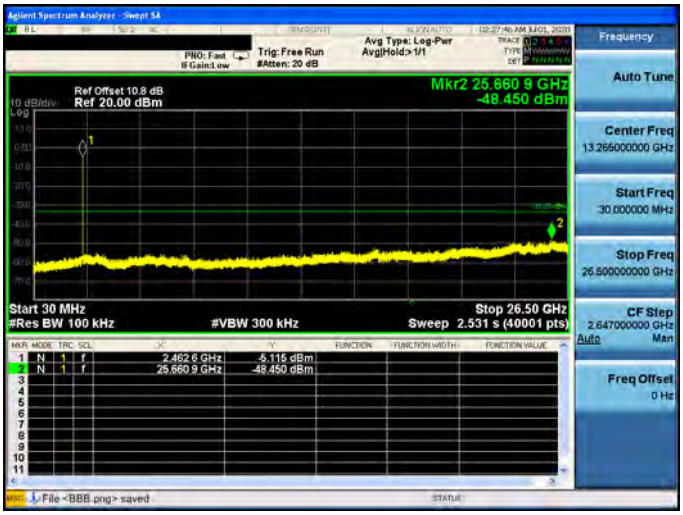

Mode 7: IEEE 802.11ax 2.4 GHz 40 MHz Continuous TX mode_ANT-2	
2422 MHz	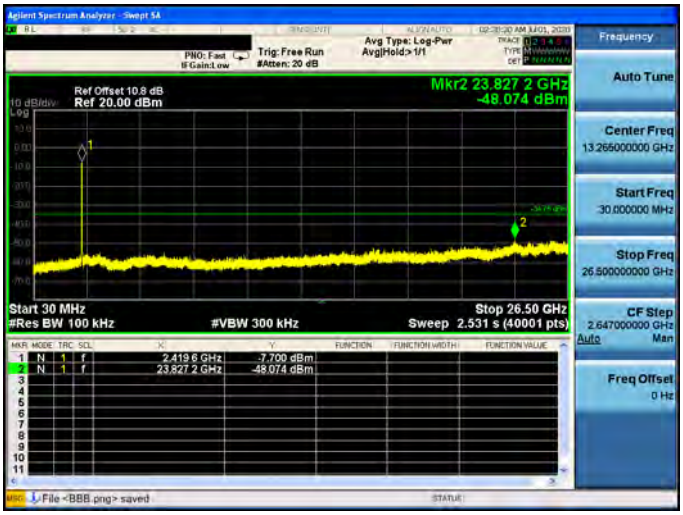
2437 MHz	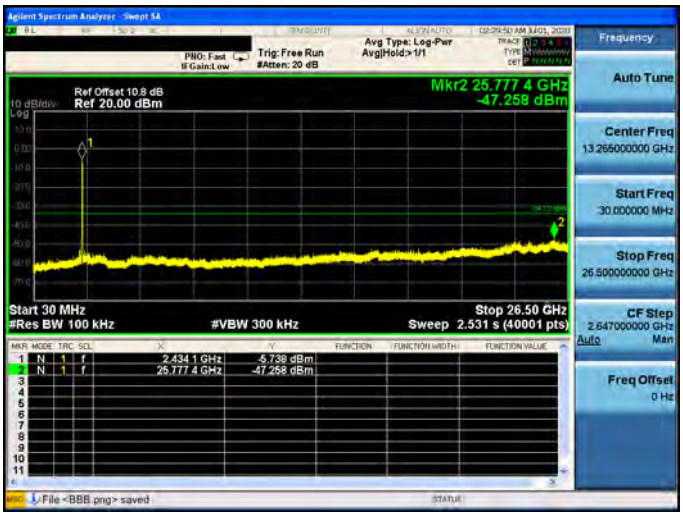
2452 MHz	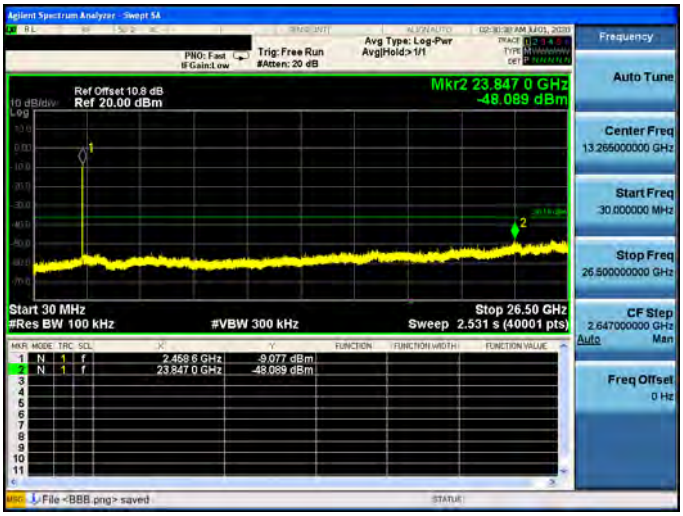

Mode 4: IEEE 802.11n 2.4 GHz 20 MHz Continuous TX mode_ANT-3	
2412 MHz	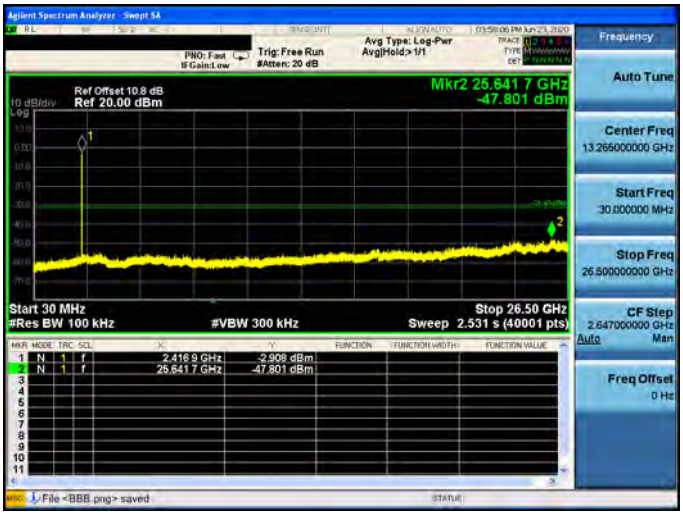
2437 MHz	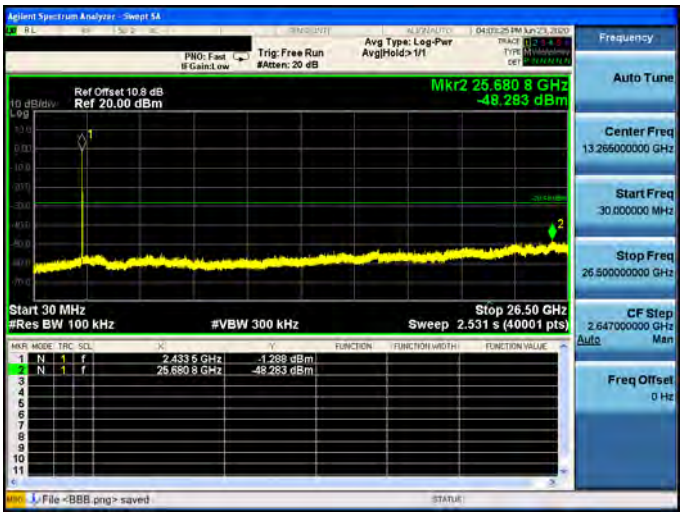
2462 MHz	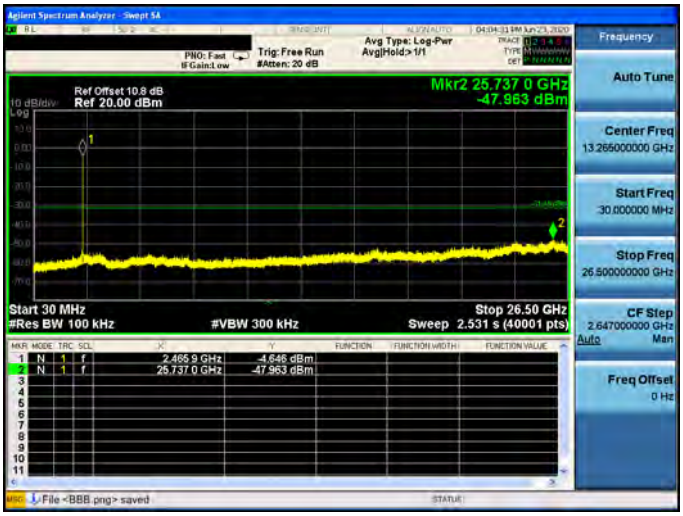

Mode 5: IEEE 802.11n 2.4 GHz 40 MHz Continuous TX mode_ANT-3	
2422 MHz	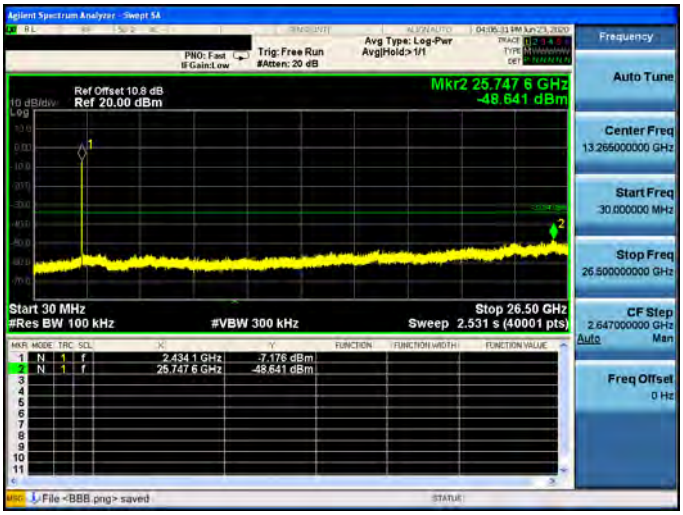
2437 MHz	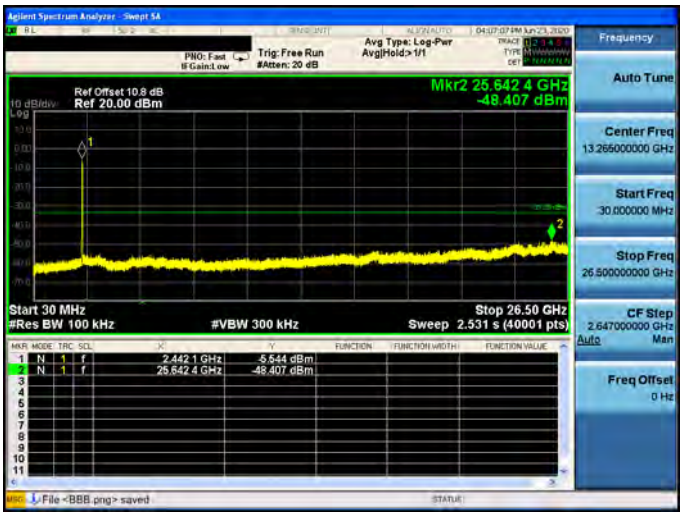
2452 MHz	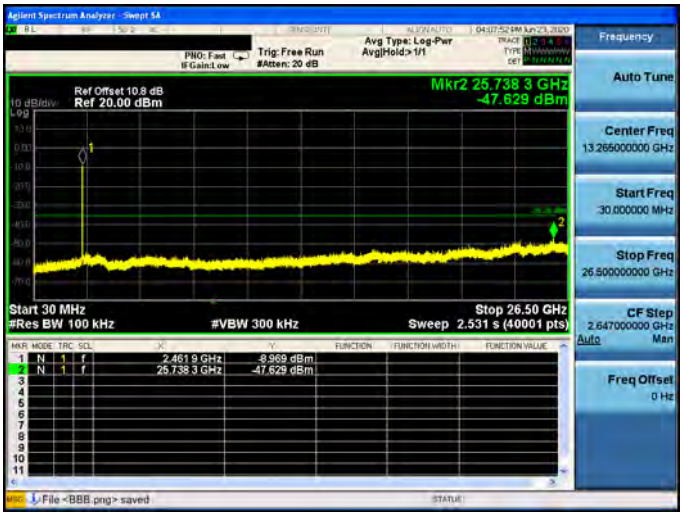

Mode 6: IEEE 802.11ax 2.4 GHz 20 MHz Continuous TX mode_ANT-3	
2412 MHz	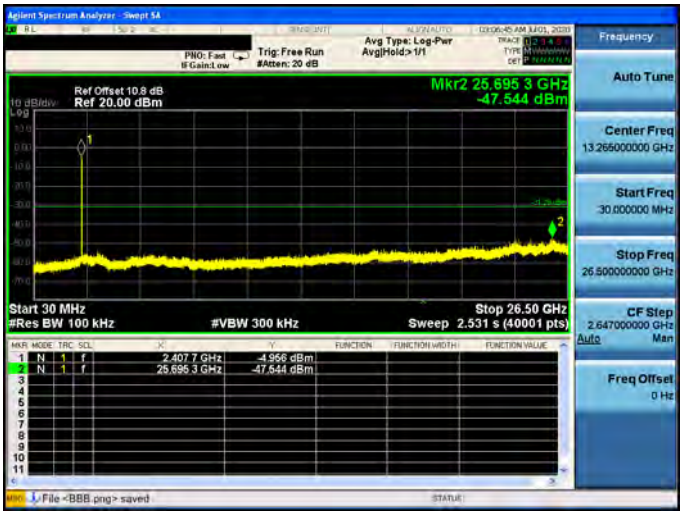
2437 MHz	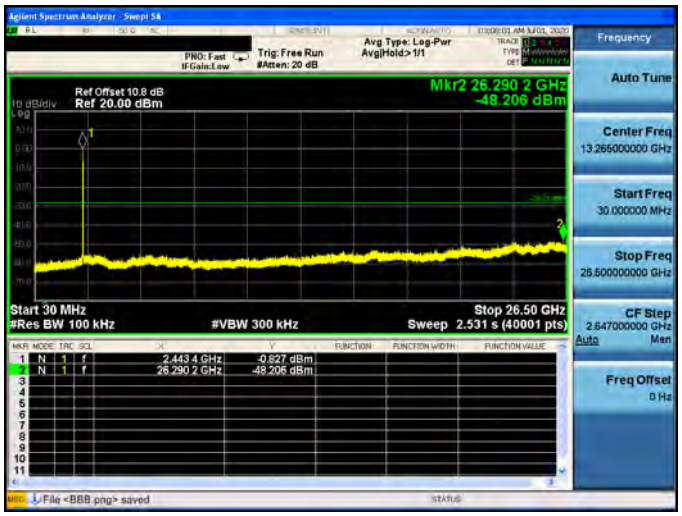
2462 MHz	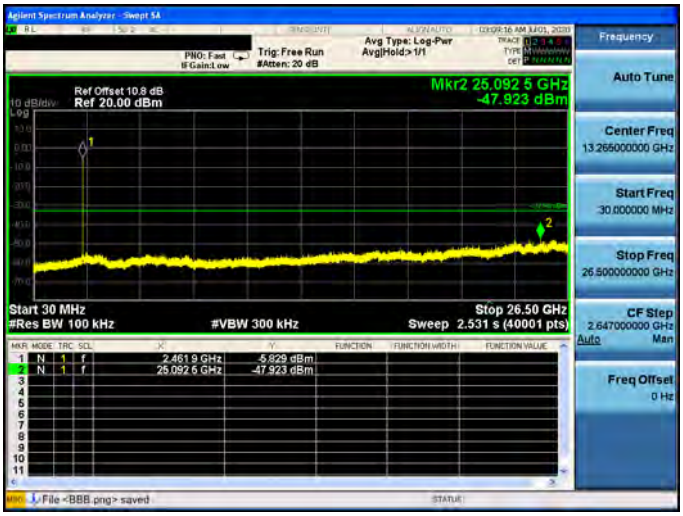

Mode 7: IEEE 802.11ax 2.4 GHz 40 MHz Continuous TX mode_ANT-3	
2422 MHz	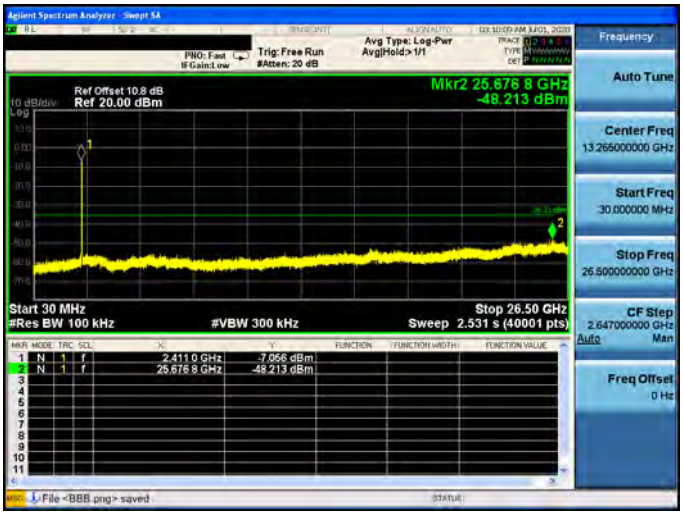
2437 MHz	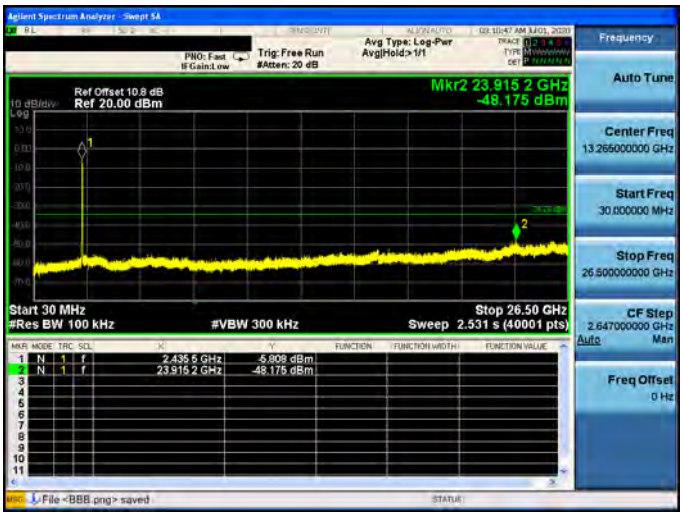
2452 MHz	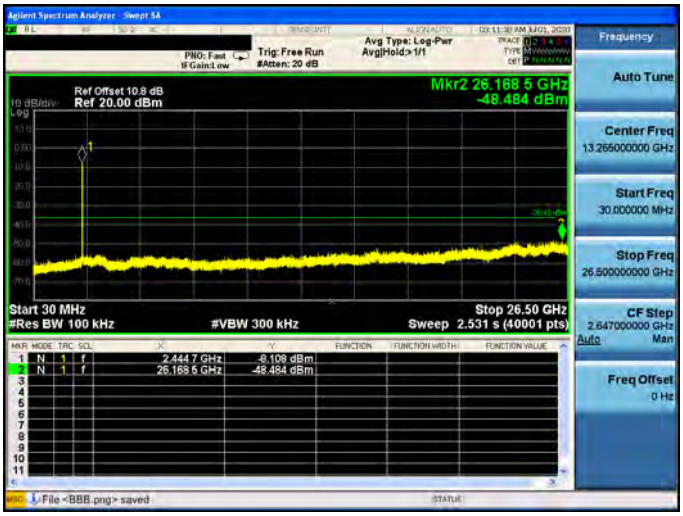

Conducted Band Edge

Mode 3: IEEE 802.11g Continuous TX mode_ANT-0	
2412 MHz	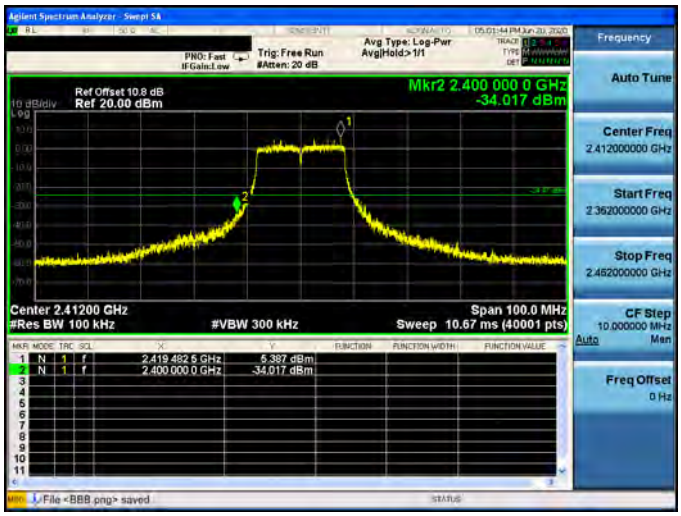
2462 MHz	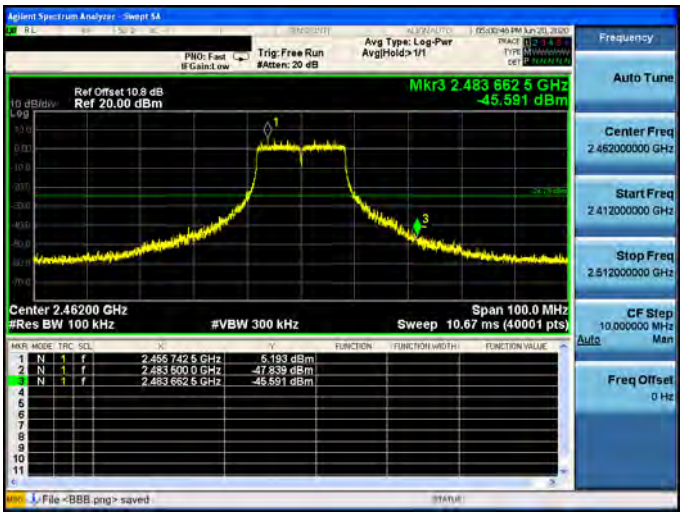

Mode 4: IEEE 802.11n 2.4 GHz 20 MHz Continuous TX mode_ANT-0	
2412 MHz	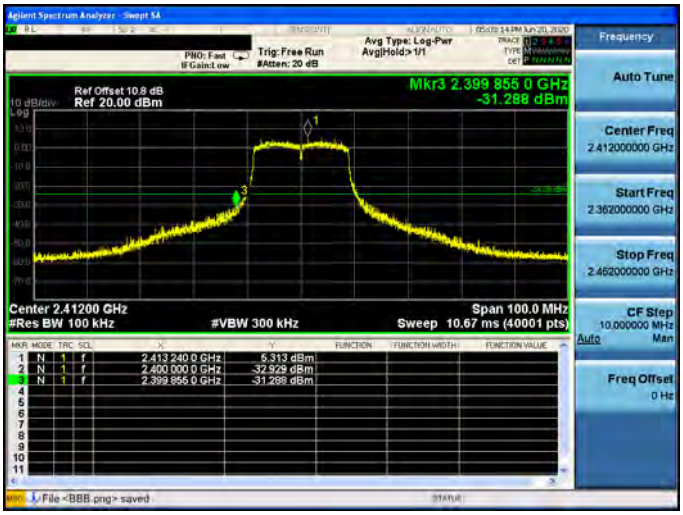
2462 MHz	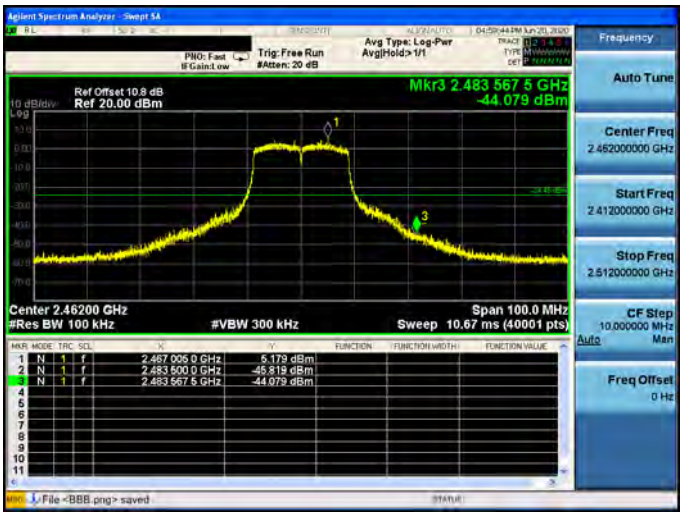

Mode 5: IEEE 802.11n 2.4 GHz 40 MHz Continuous TX mode_ANT-0	
2422 MHz	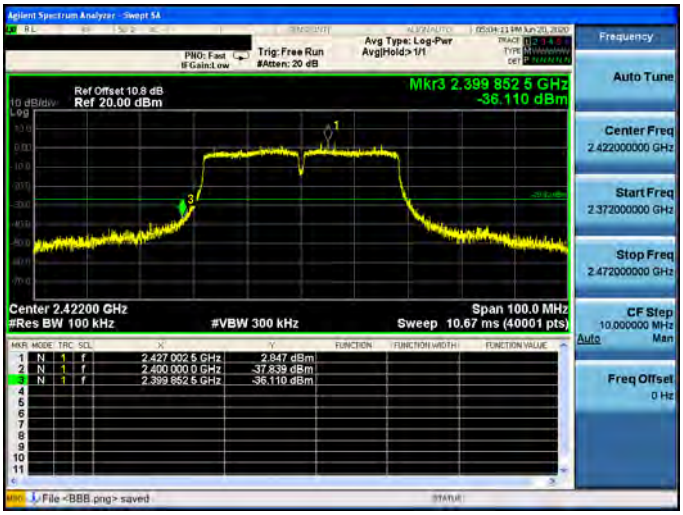
2452 MHz	

Mode 6: IEEE 802.11ax 2.4 GHz 20 MHz Continuous TX mode_ANT-0	
2412 MHz	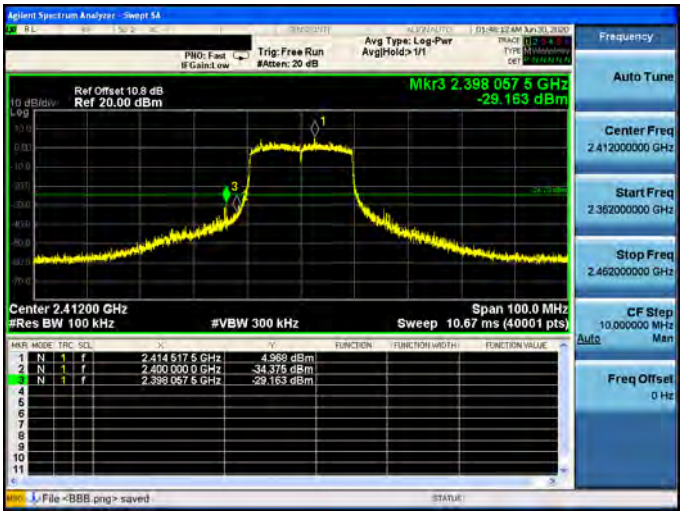
2462 MHz	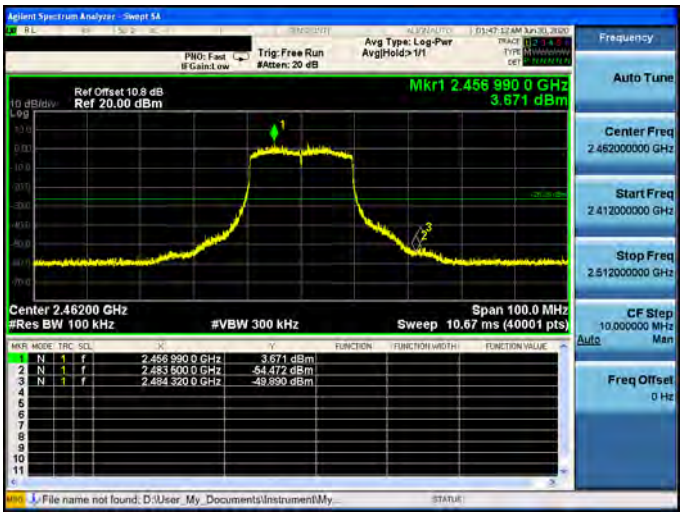

Mode 7: IEEE 802.11ax 2.4 GHz 40 MHz Continuous TX mode_ANT-0	
2422 MHz	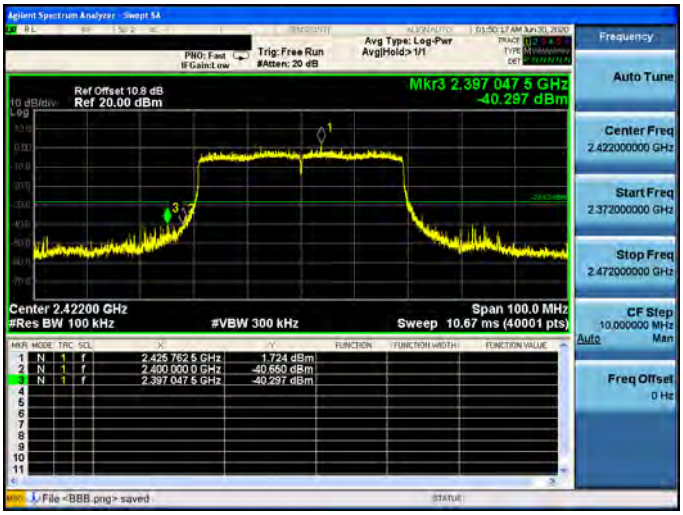
2452 MHz	

Mode 2: IEEE 802.11b Continuous TX mode_ANT-1	
2412 MHz	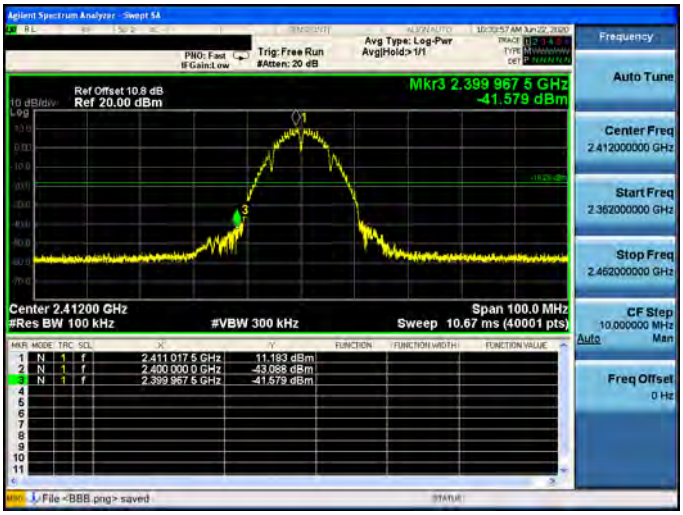
2462 MHz	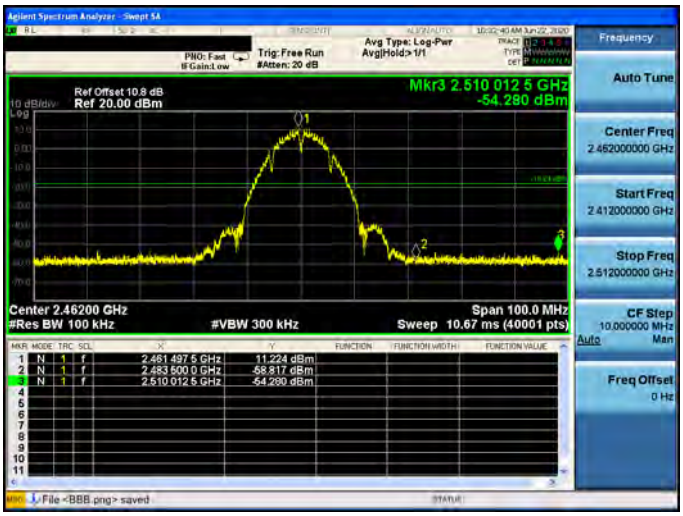

Mode 3: IEEE 802.11g Continuous TX mode_ANT-1	
2412 MHz	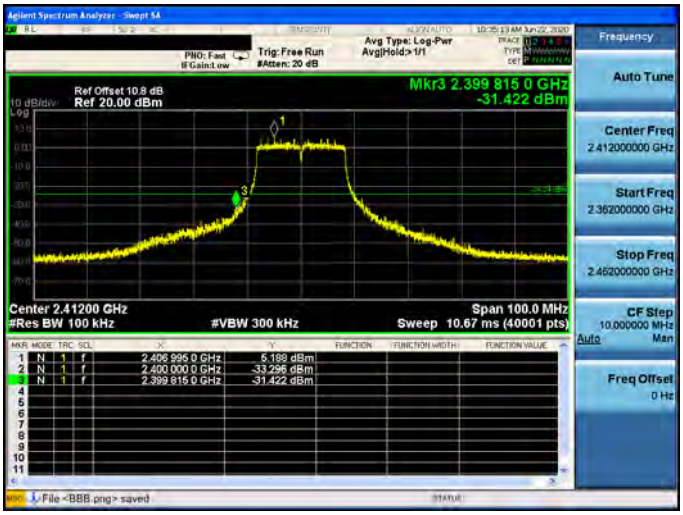
2462 MHz	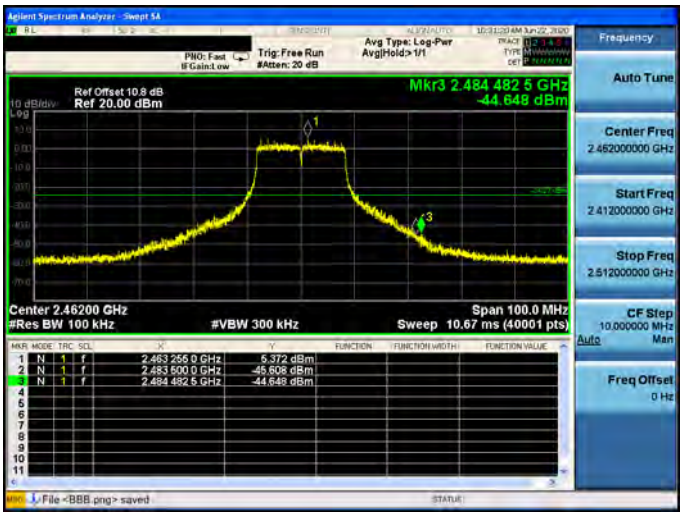

Mode 4: IEEE 802.11n 2.4 GHz 20 MHz Continuous TX mode_ANT-1	
2412 MHz	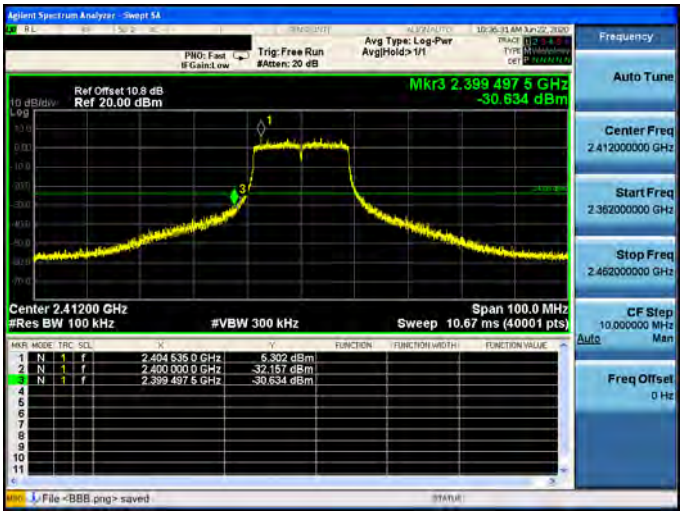
2462 MHz	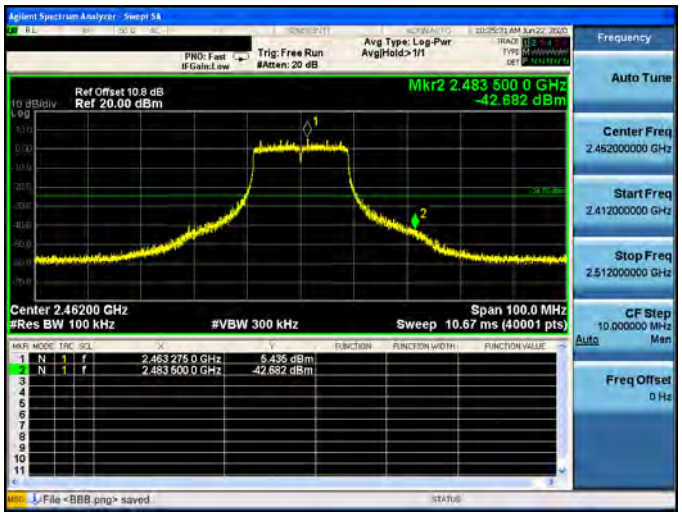

Mode 5: IEEE 802.11n 2.4 GHz 40 MHz Continuous TX mode_ANT-1	
2422 MHz	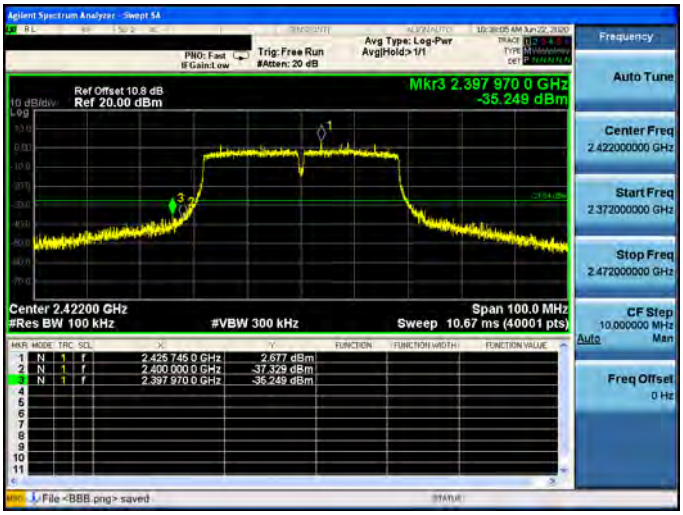
2452 MHz	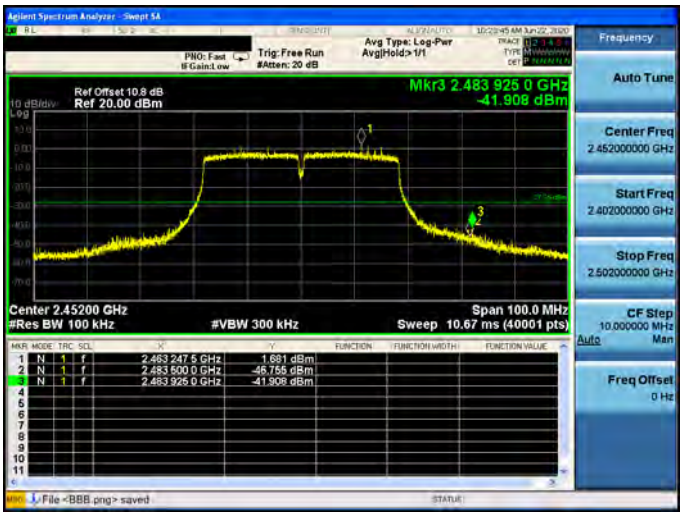

Mode 6: IEEE 802.11ax 2.4 GHz 20 MHz Continuous TX mode_ANT-1	
2412 MHz	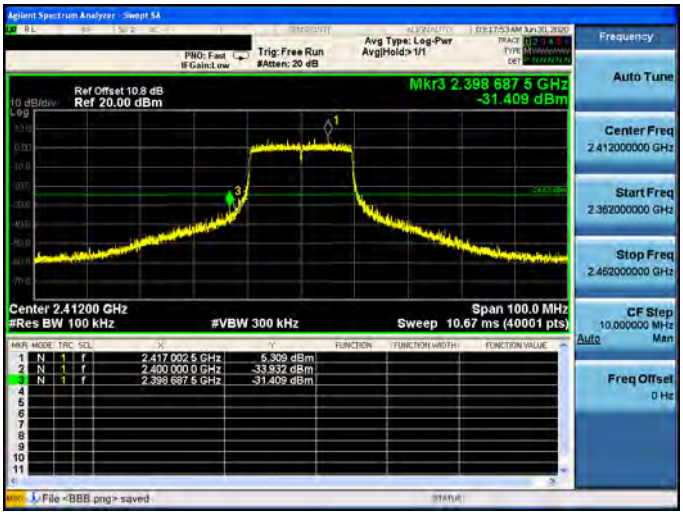
2462 MHz	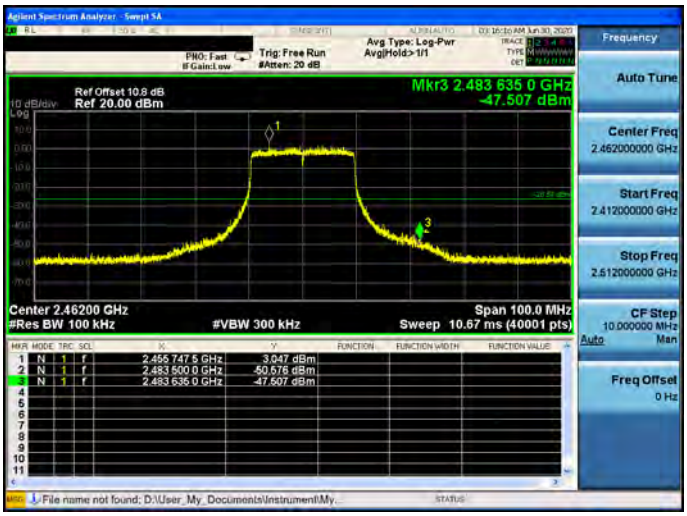

Mode 7: IEEE 802.11ax 2.4 GHz 40 MHz Continuous TX mode_ANT-1	
2422 MHz	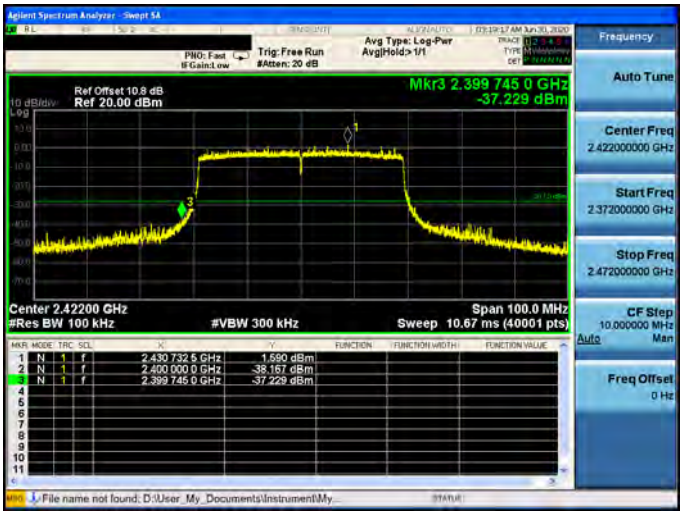
2452 MHz	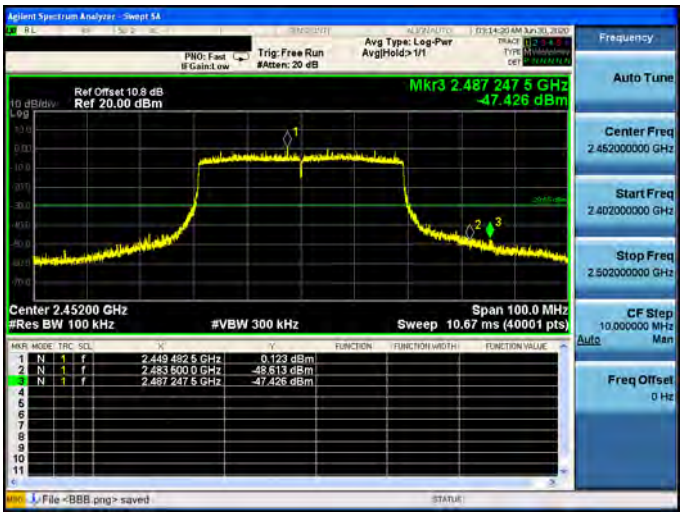

Mode 3: IEEE 802.11g Continuous TX mode_ANT-2	
2412 MHz	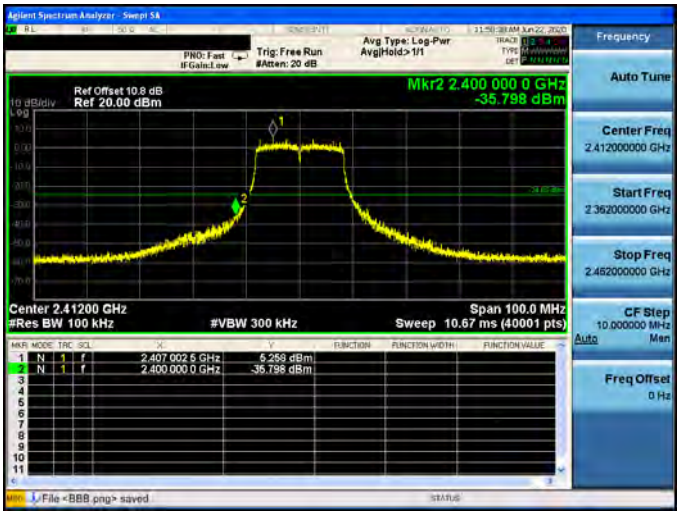
2462 MHz	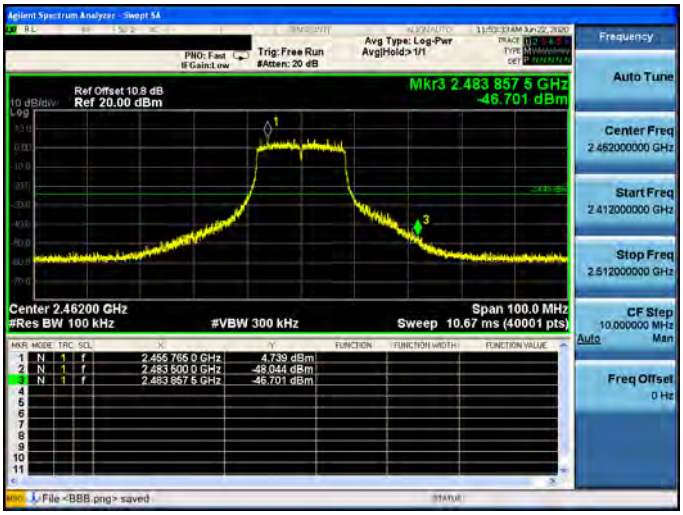

Mode 4: IEEE 802.11n 2.4 GHz 20 MHz Continuous TX mode_ANT-2	
2412 MHz	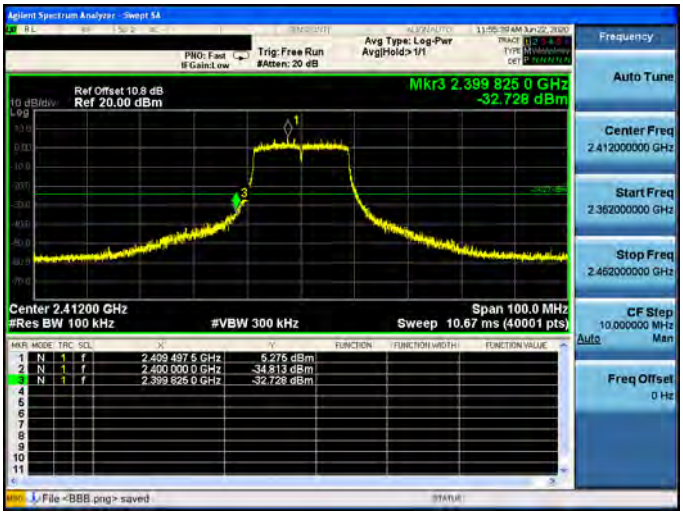
2462 MHz	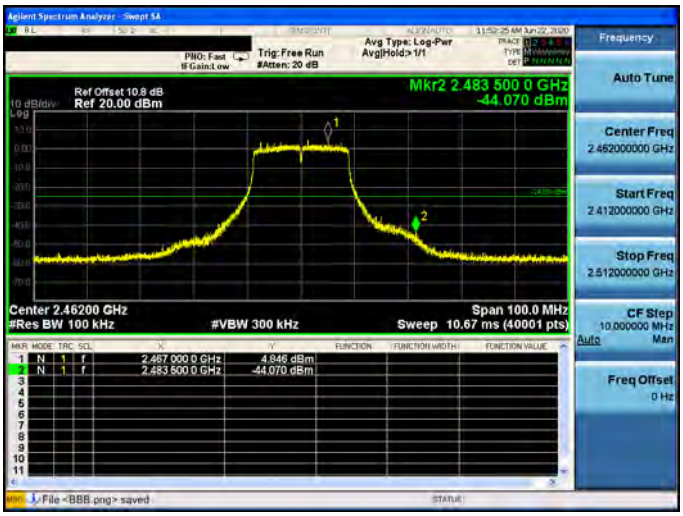

Mode 5: IEEE 802.11n 2.4 GHz 40 MHz Continuous TX mode_ANT-2	
2422 MHz	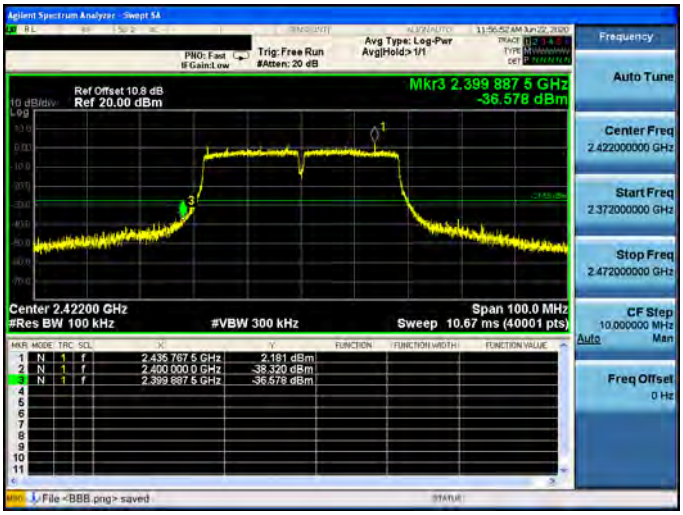
2452 MHz	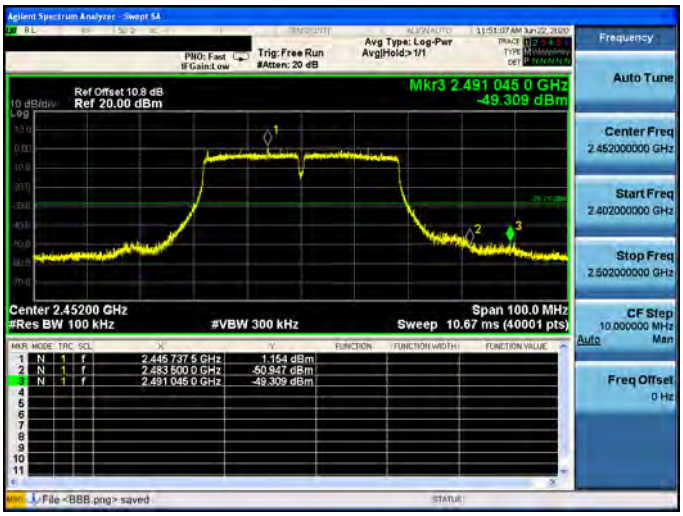

Mode 6: IEEE 802.11ax 2.4 GHz 20 MHz Continuous TX mode_ANT-2	
2412 MHz	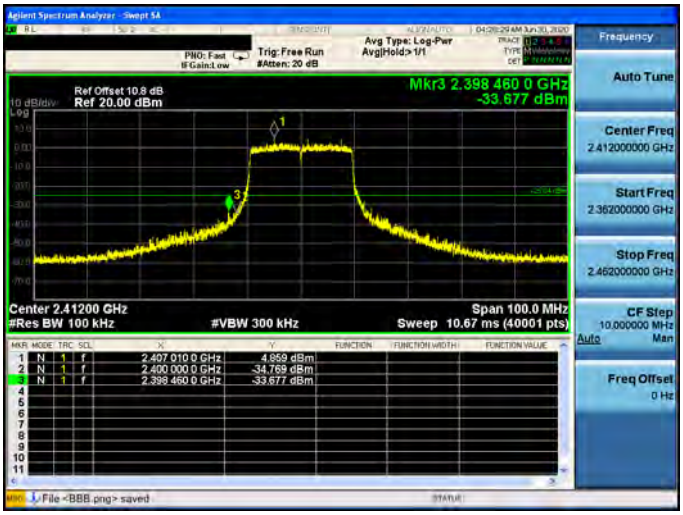
2462 MHz	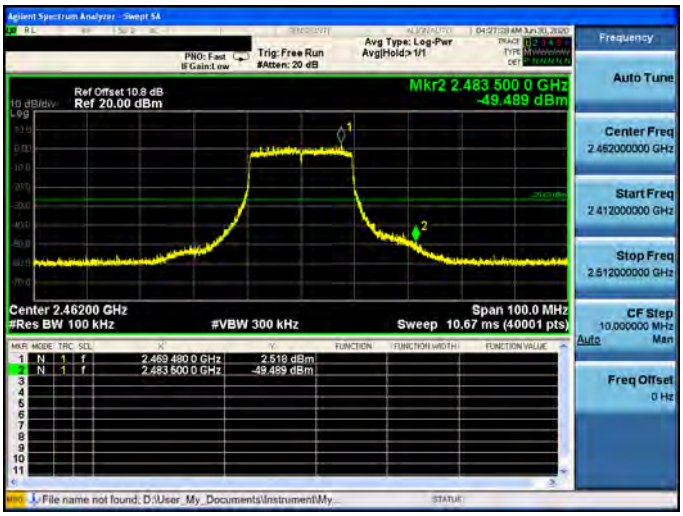

Mode 7: IEEE 802.11ax 2.4 GHz 40 MHz Continuous TX mode_ANT-2	
2422 MHz	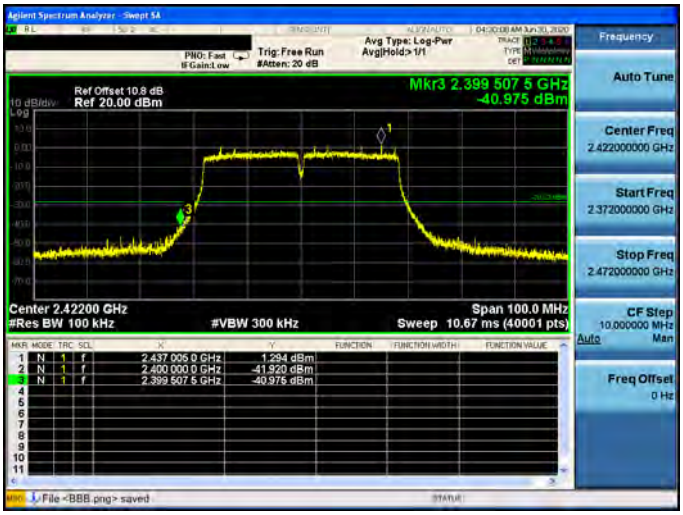
2452 MHz	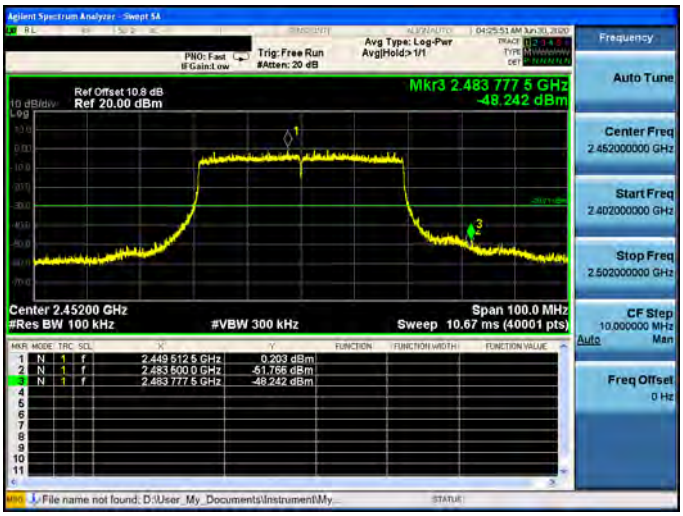

Mode 3: IEEE 802.11g Continuous TX mode_ANT-3	
2412 MHz	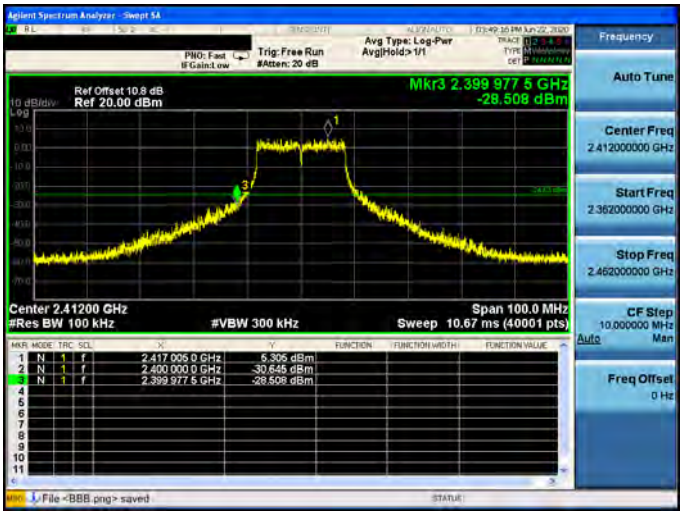
2462 MHz	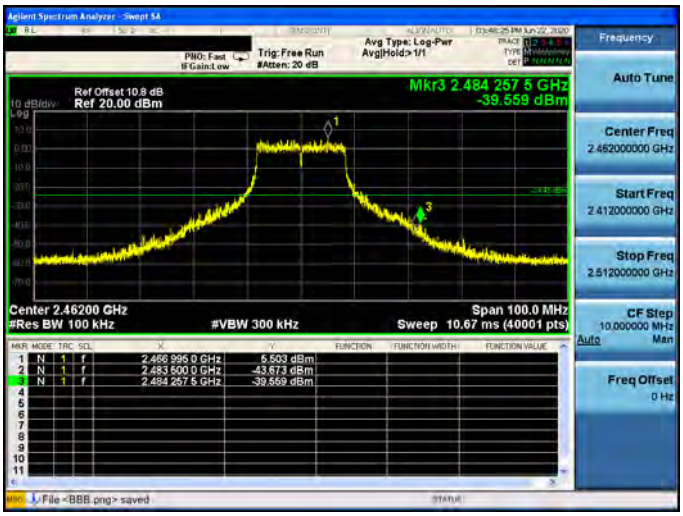

Mode 4: IEEE 802.11n 2.4 GHz 20 MHz Continuous TX mode_ANT-3	
2412 MHz	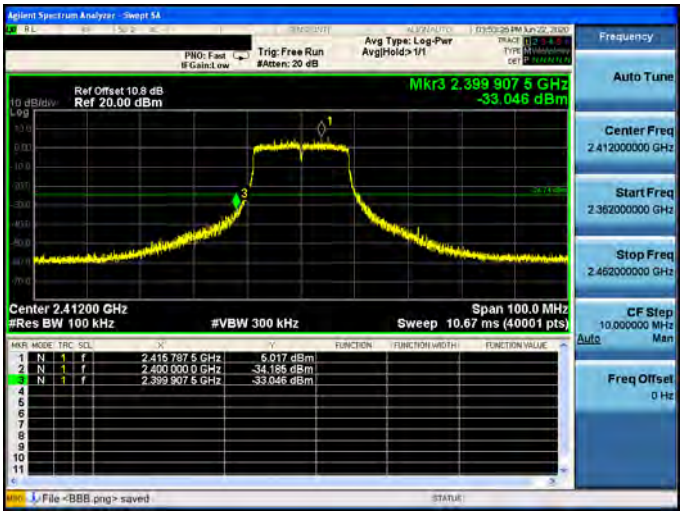
2462 MHz	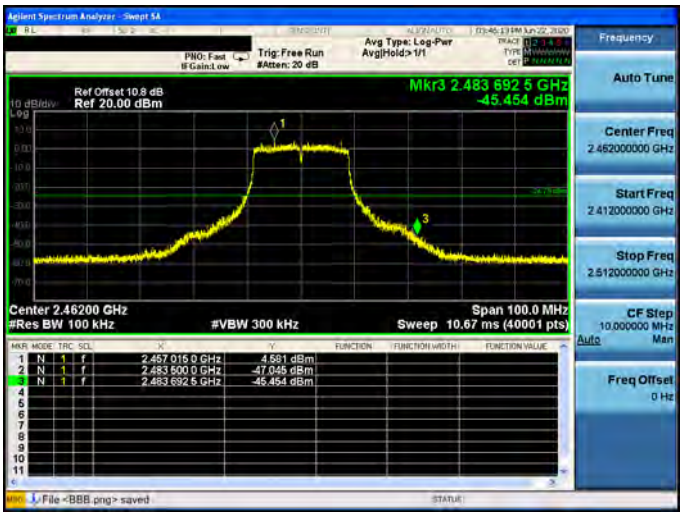

Mode 5: IEEE 802.11n 2.4 GHz 40 MHz Continuous TX mode_ANT-3	
2422 MHz	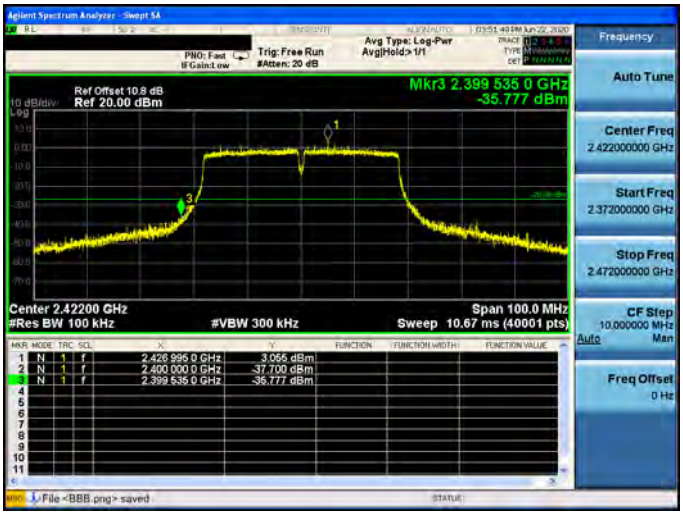
2452 MHz	

Mode 6: IEEE 802.11ax 2.4 GHz 20 MHz Continuous TX mode_ANT-3	
2412 MHz	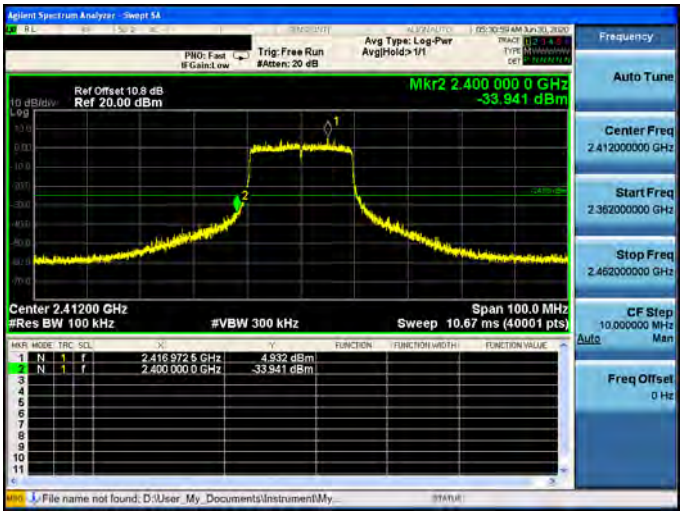
2462 MHz	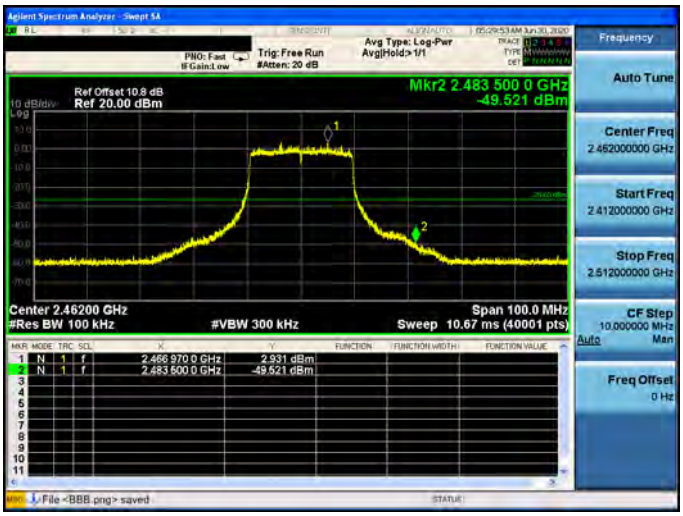

Mode 7: IEEE 802.11ax 2.4 GHz 40 MHz Continuous TX mode_ANT-3	
2422 MHz	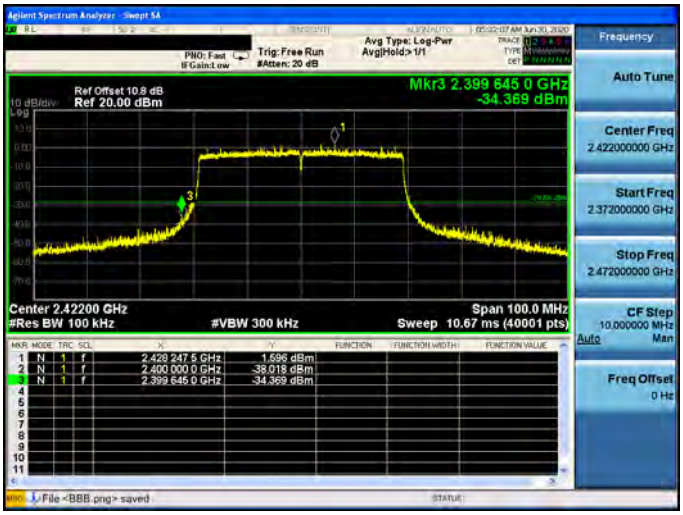
2452 MHz	

Beamforming on

Mode 4: IEEE 802.11n 2.4 GHz 20 MHz Continuous TX mode_ANT-0	
2412 MHz	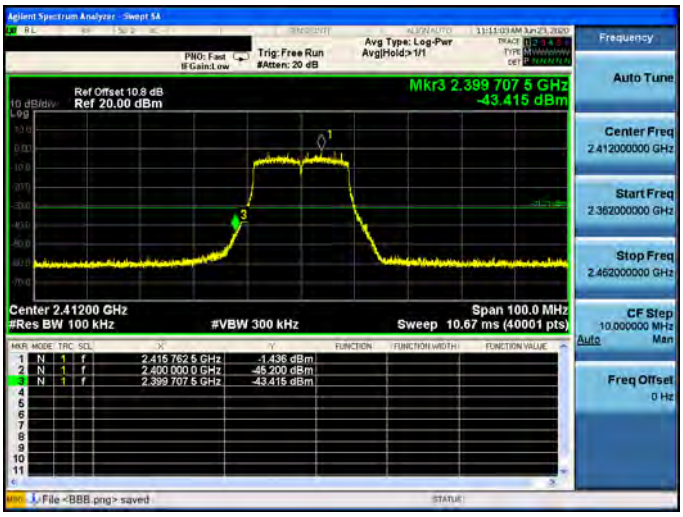
2462 MHz	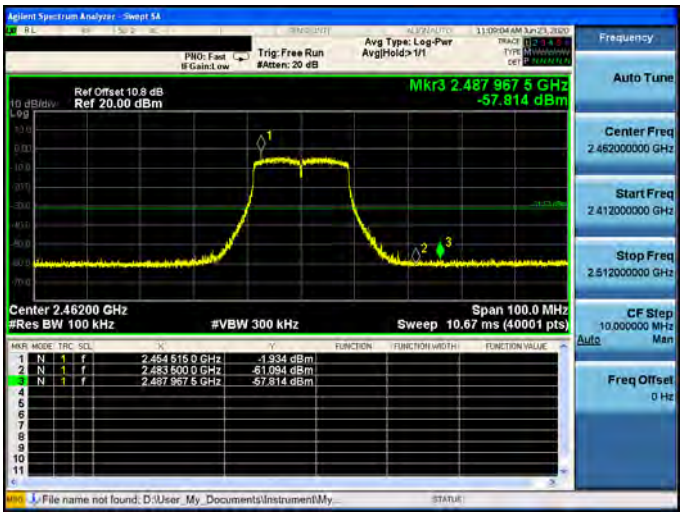

Mode 5: IEEE 802.11n 2.4 GHz 40 MHz Continuous TX mode_ANT-0	
2422 MHz	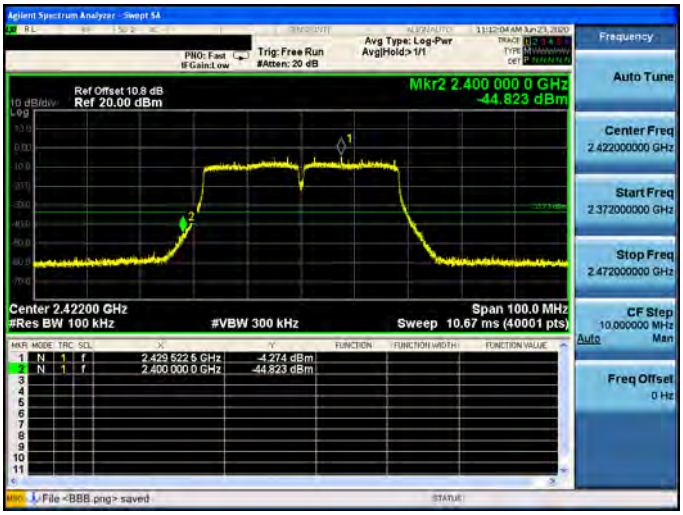
2452 MHz	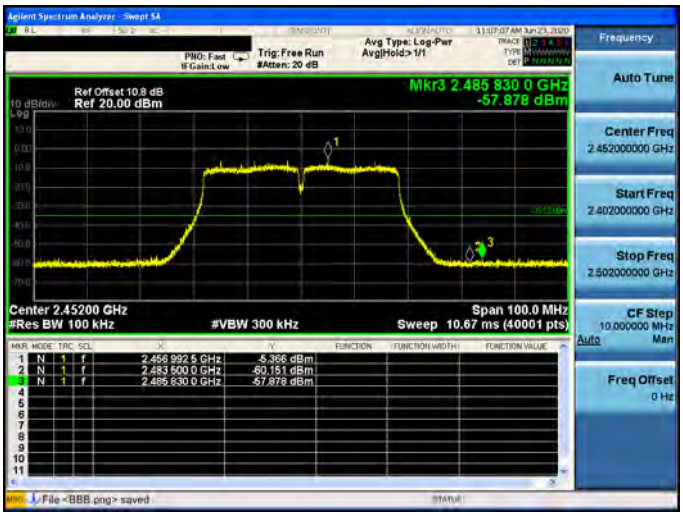

Mode 6: IEEE 802.11ax 2.4 GHz 20 MHz Continuous TX mode_ANT-0	
2412 MHz	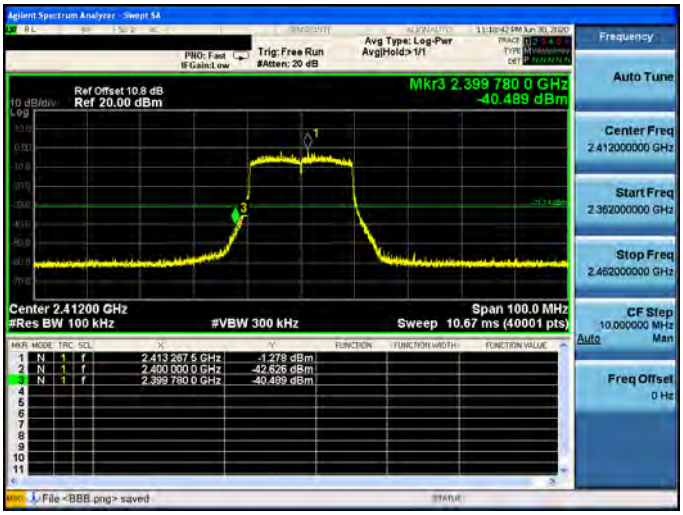
2462 MHz	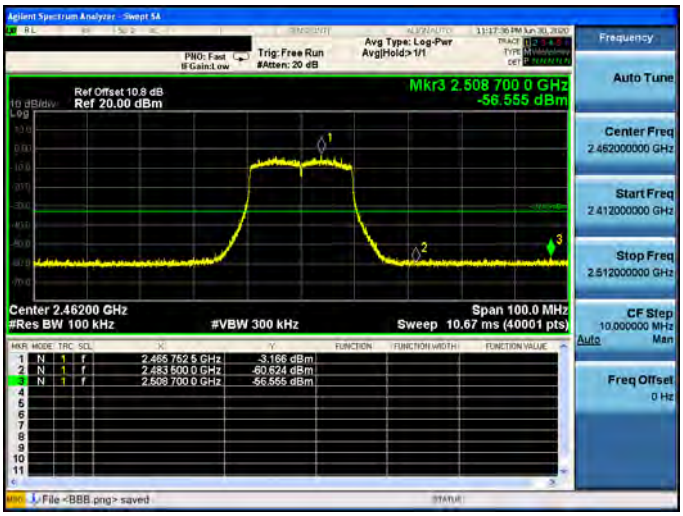

Mode 7: IEEE 802.11ax 2.4 GHz 40 MHz Continuous TX mode_ANT-0	
2422 MHz	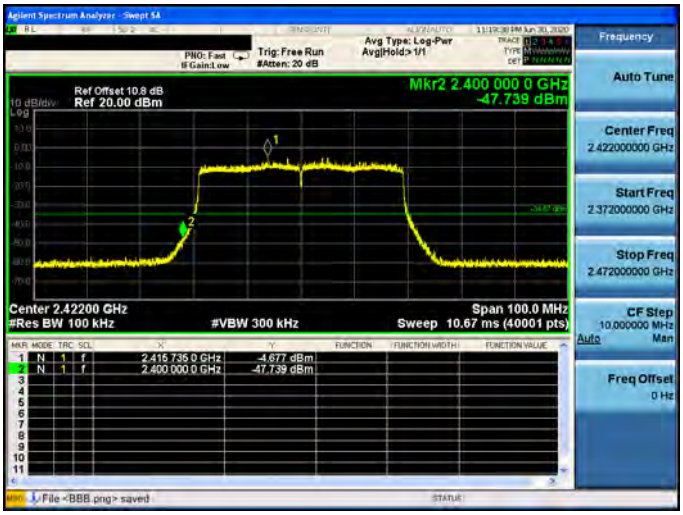
2452 MHz	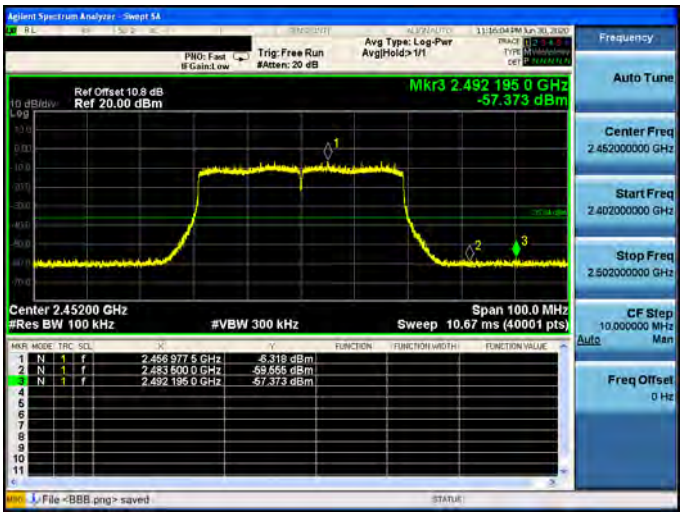

Mode 4: IEEE 802.11n 2.4 GHz 20 MHz Continuous TX mode_ANT-1	
2412 MHz	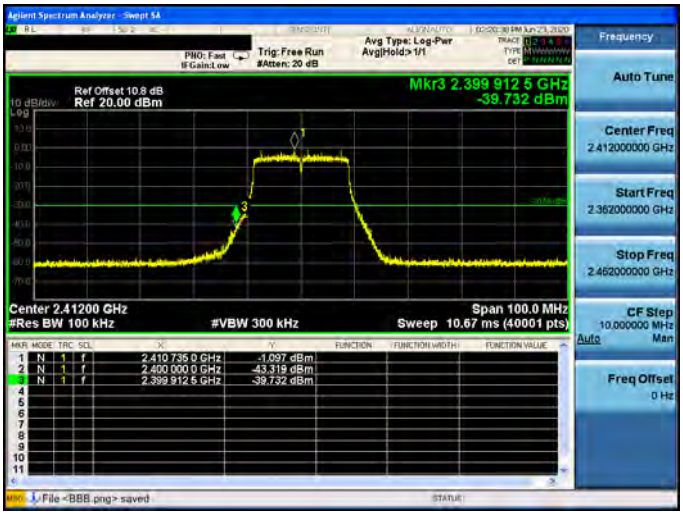
2462 MHz	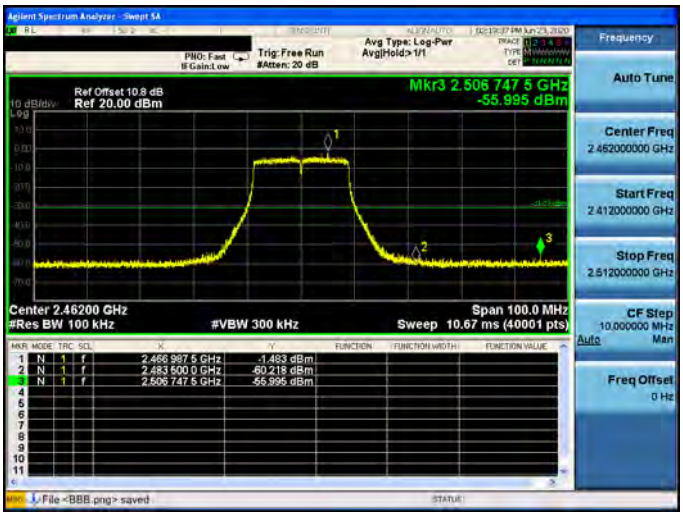

Mode 5: IEEE 802.11n 2.4 GHz 40 MHz Continuous TX mode_ANT-1	
2422 MHz	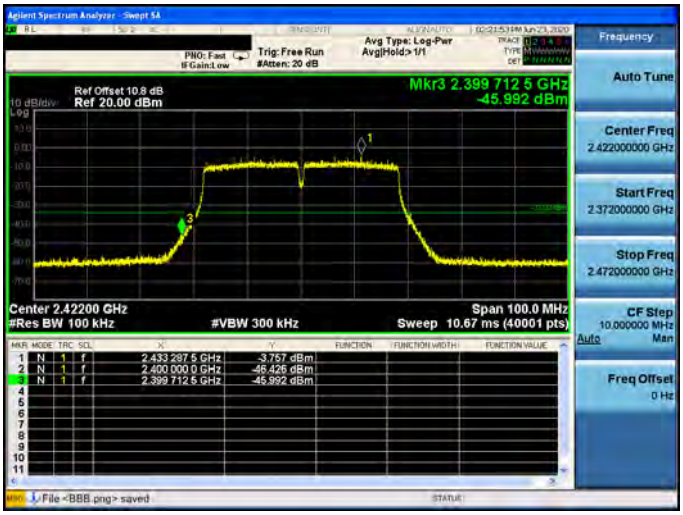
2452 MHz	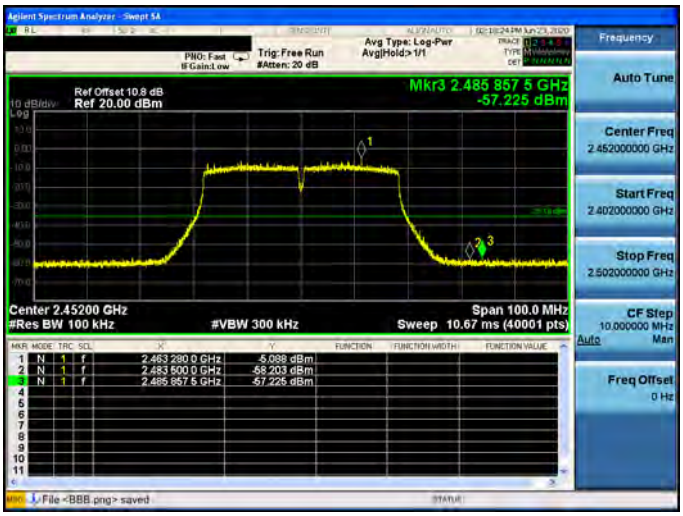

Mode 6: IEEE 802.11ax 2.4 GHz 20 MHz Continuous TX mode_ANT-1	
2412 MHz	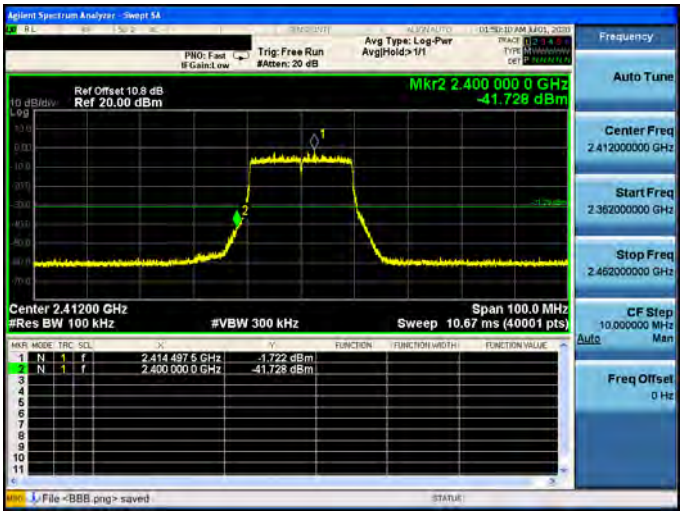
2462 MHz	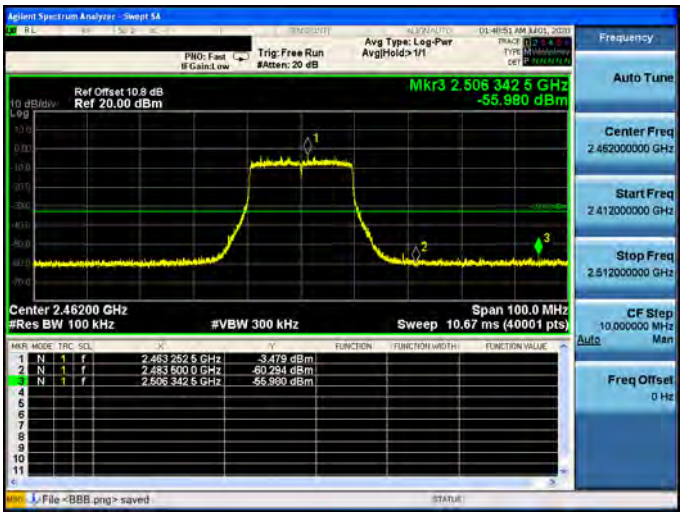

Mode 7: IEEE 802.11ax 2.4 GHz 40 MHz Continuous TX mode_ANT-1	
2422 MHz	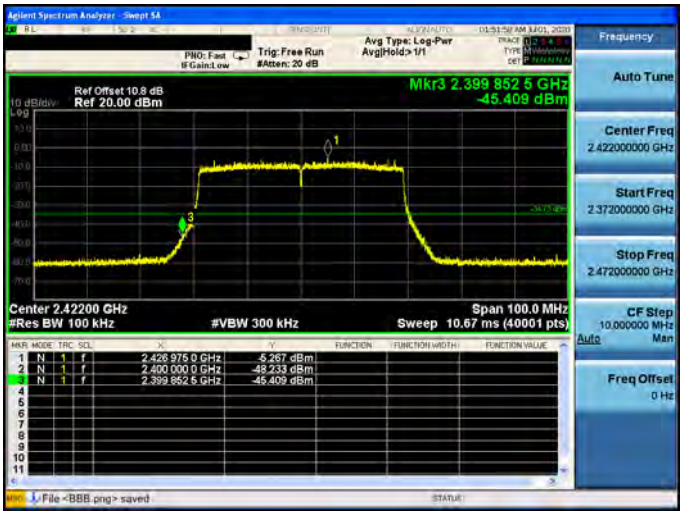
2452 MHz	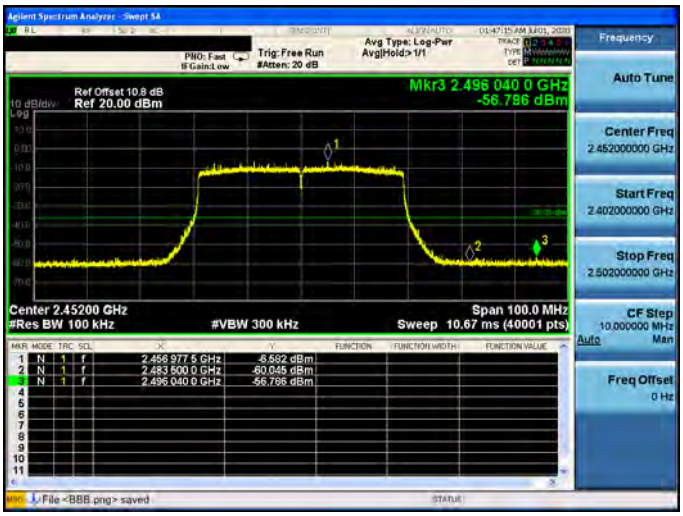

Mode 4: IEEE 802.11n 2.4 GHz 20 MHz Continuous TX mode_ANT-2	
2412 MHz	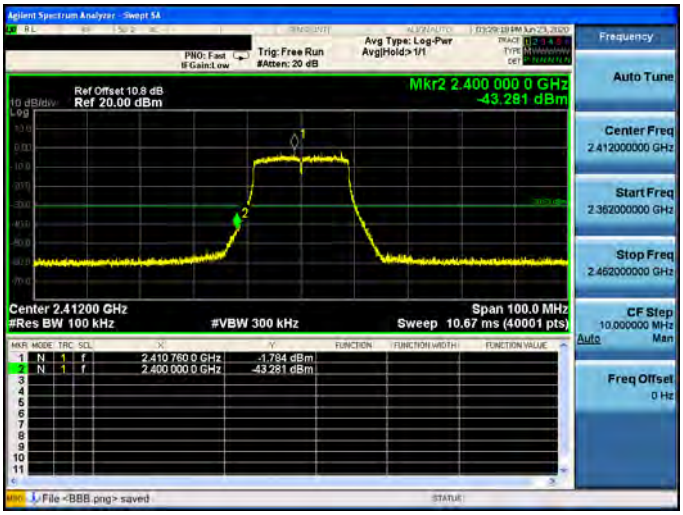
2462 MHz	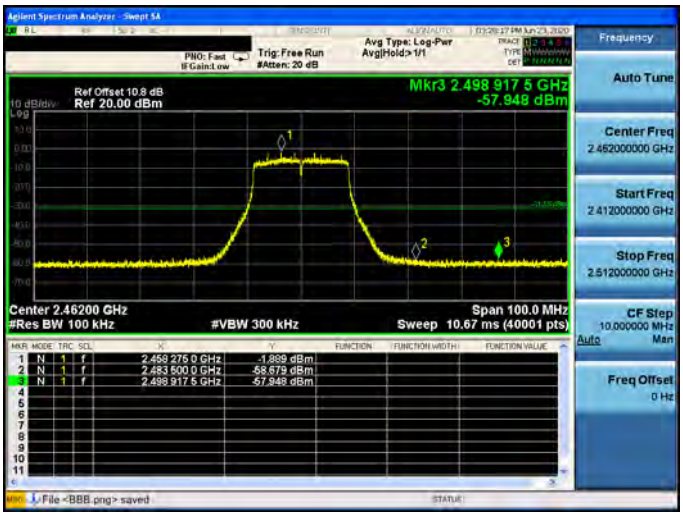

Mode 5: IEEE 802.11n 2.4 GHz 40 MHz Continuous TX mode_ANT-2	
2422 MHz	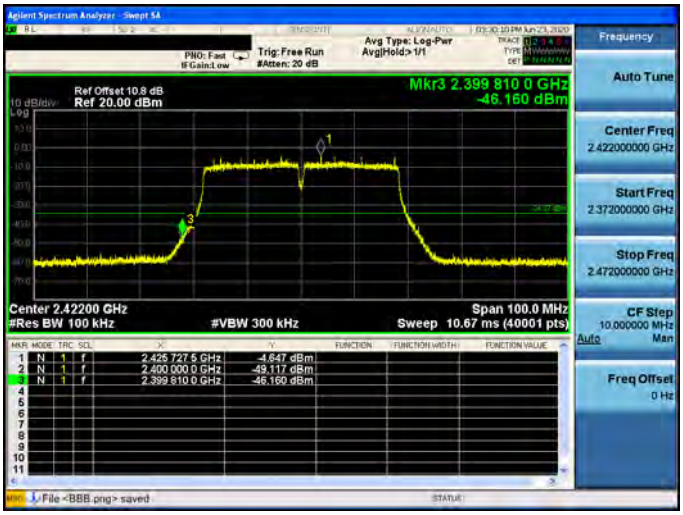
2452 MHz	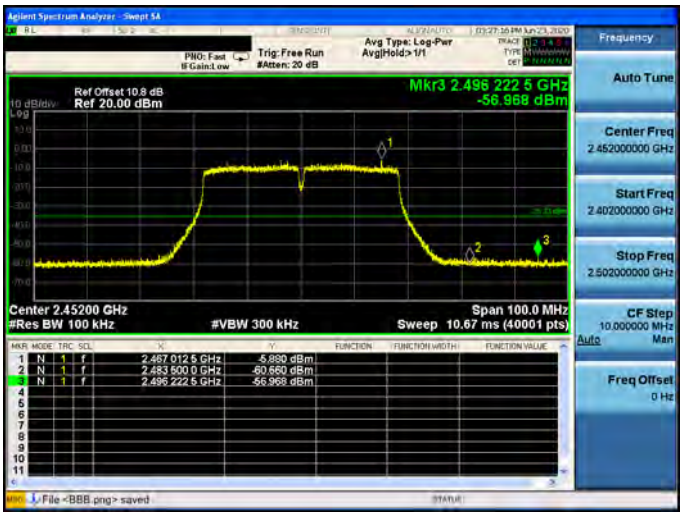

Mode 6: IEEE 802.11ax 2.4 GHz 20 MHz Continuous TX mode_ANT-2	
2412 MHz	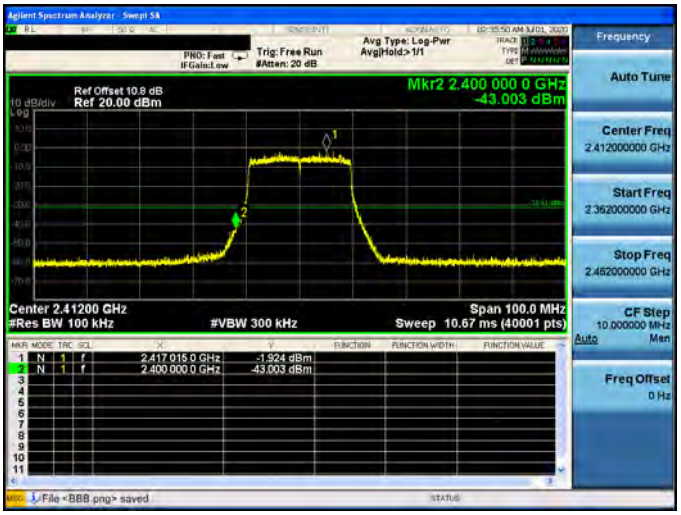
2462 MHz	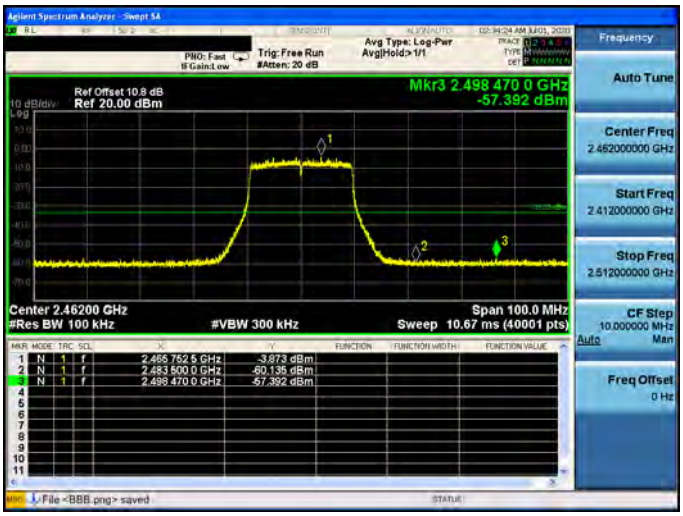

Mode 7: IEEE 802.11ax 2.4 GHz 40 MHz Continuous TX mode_ANT-2	
2422 MHz	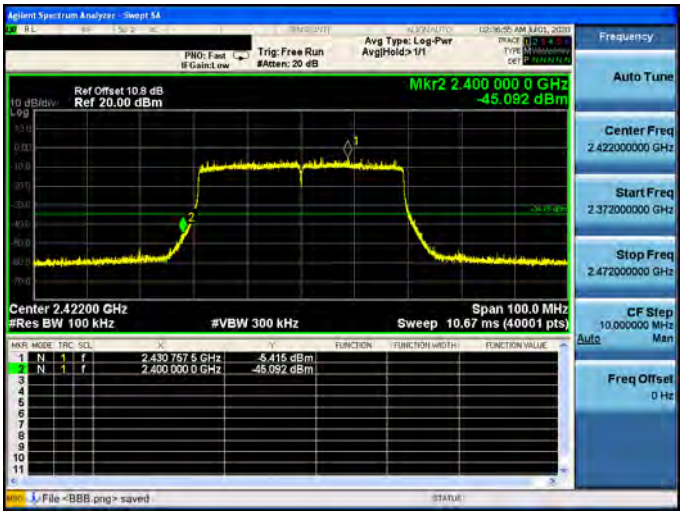
2452 MHz	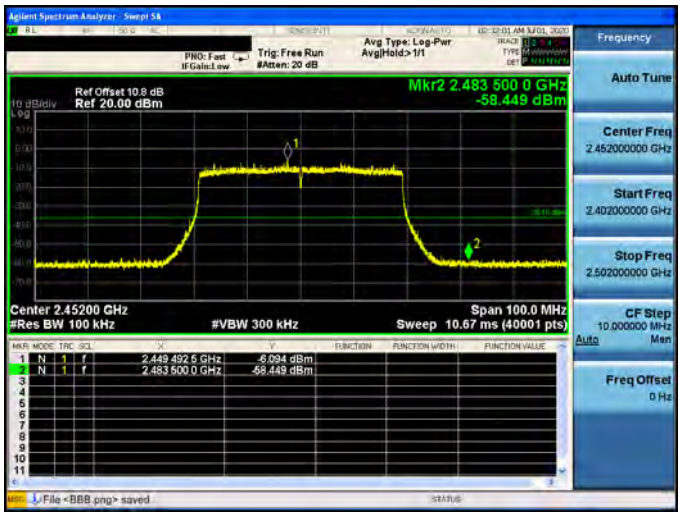

Mode 4: IEEE 802.11n 2.4 GHz 20 MHz Continuous TX mode_ANT-3	
2412 MHz	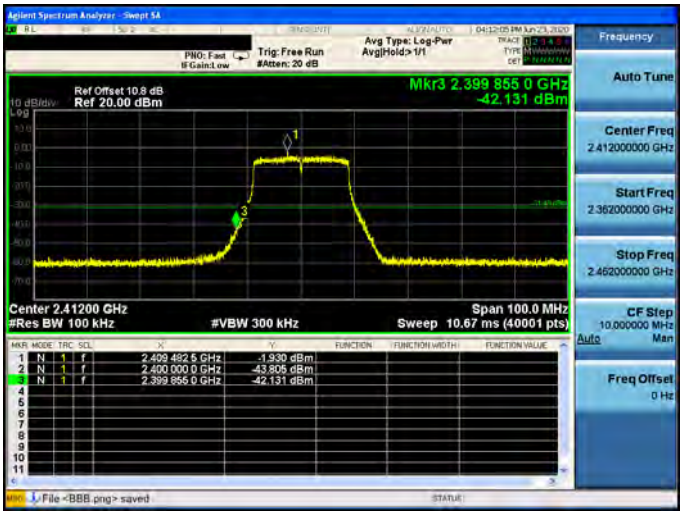
2462 MHz	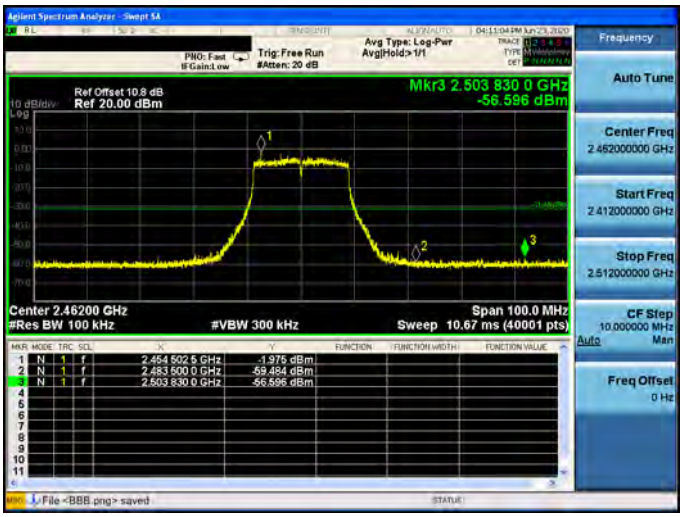

Mode 5: IEEE 802.11n 2.4 GHz 40 MHz Continuous TX mode_ANT-3	
2422 MHz	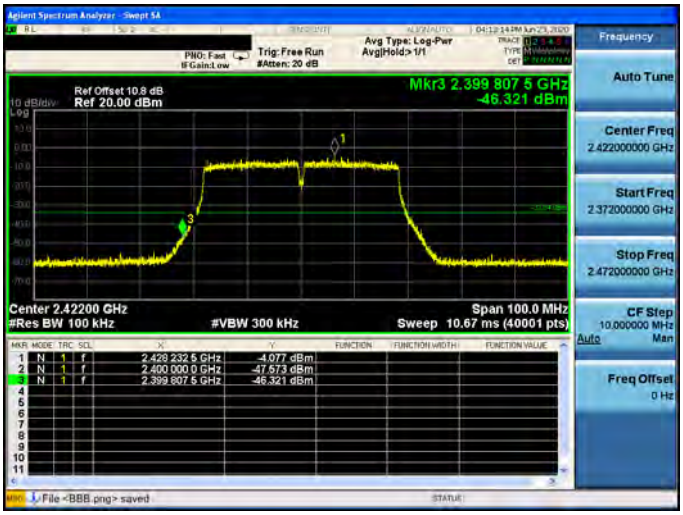
2452 MHz	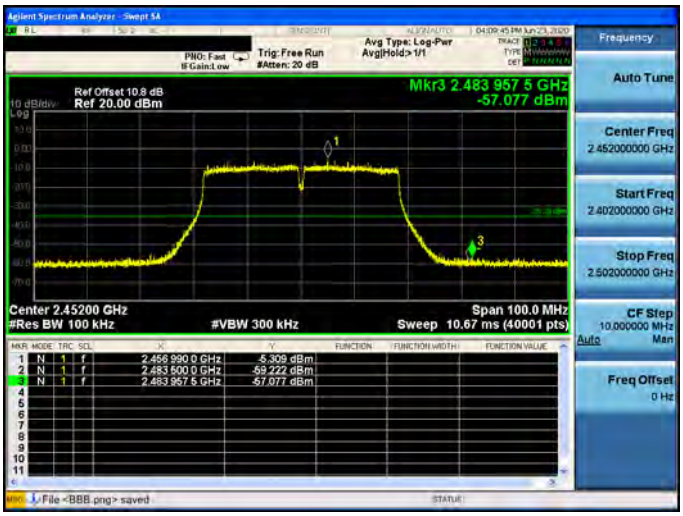

Mode 6: IEEE 802.11ax 2.4 GHz 20 MHz Continuous TX mode_ANT-3	
2412 MHz	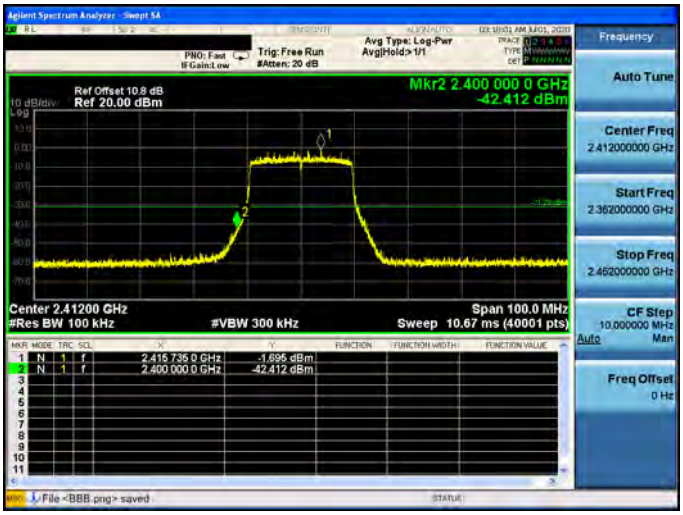
2462 MHz	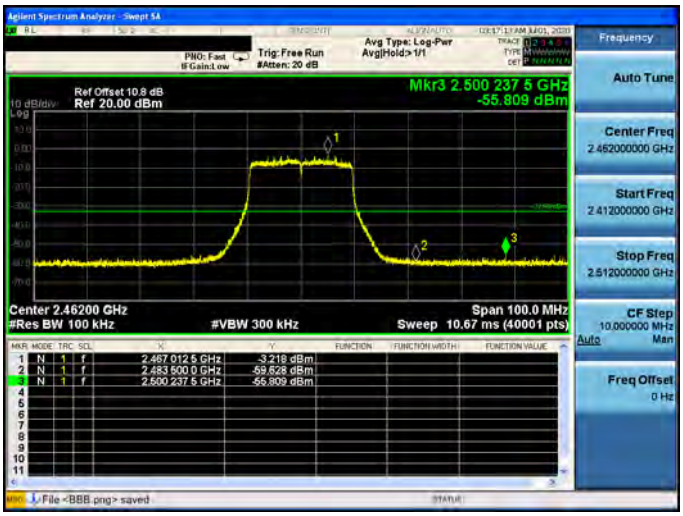

Mode 7: IEEE 802.11ax 2.4 GHz 40 MHz Continuous TX mode_ANT-3	
2422 MHz	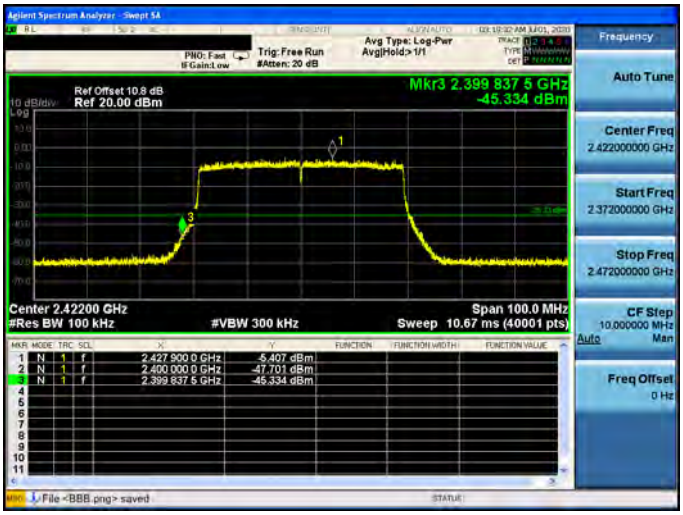
2452 MHz	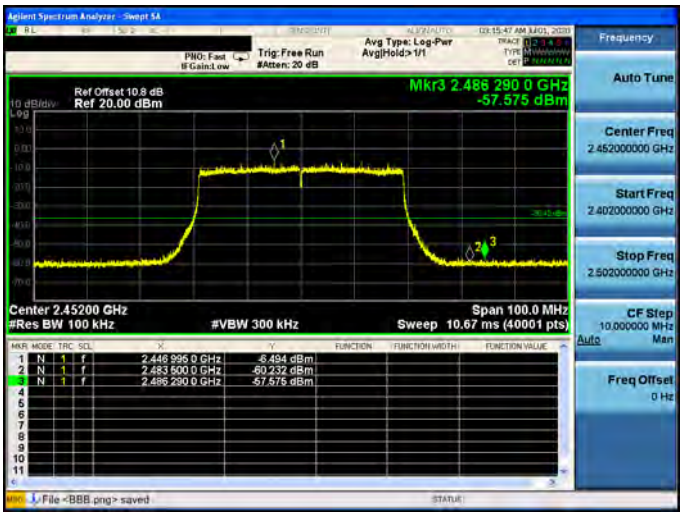

Annex C. Radiated Emission Measurement

Below 1 GHz

Standard:	FCC Part 15.247	Test Distance:	3m
Frequency:	2437 MHz		
Mode:	Mode 3		
Ant.Polar.:	Horizontal		

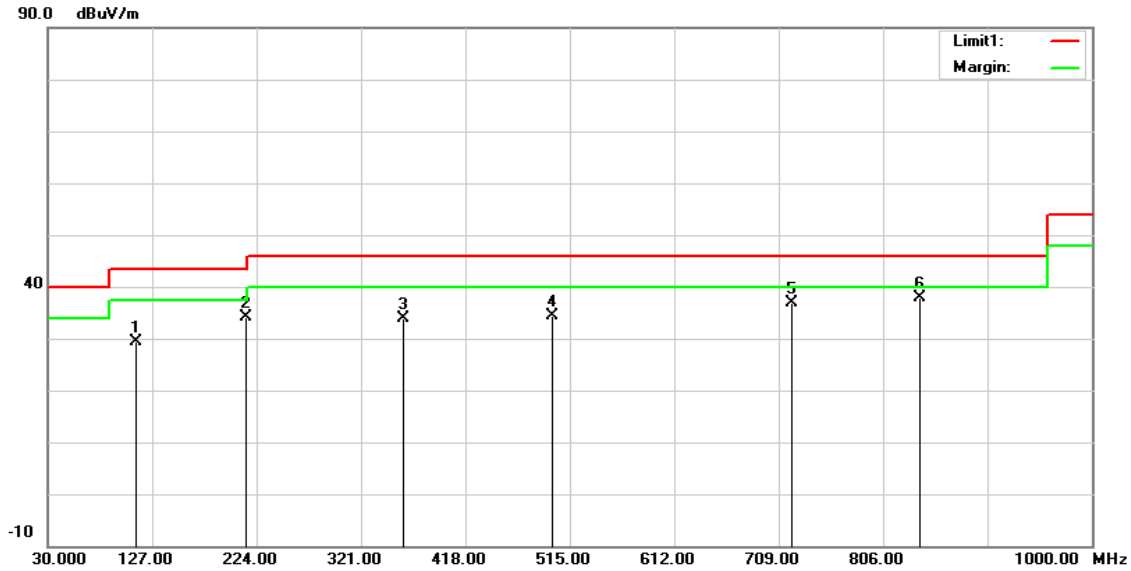

No.	Frequency (MHz)	Reading (dBuV)	Correct Factor (dB/m)	Result (dBuV/m)	Limit (dBuV/m)	Margin (dB)	Remark
1	112.4500	38.52	-9.04	29.48	43.50	-14.02	QP
2	214.3000	41.52	-7.44	34.08	43.50	-9.42	QP
3	360.7700	36.87	-3.11	33.76	46.00	-12.24	QP
4	498.5100	34.55	-0.15	34.40	46.00	-11.60	QP
5	720.6400	32.31	4.46	36.77	46.00	-9.23	QP
6	839.9500	31.52	6.48	38.00	46.00	-8.00	QP

Note:1.Result (dBuV/m) = Correct Factor (dB/m) + Reading(dBuV).

Example: 29.48=-9.04+38.52.

2.Correction factor (dB/m) = Antenna Factor (dB/m) + Cable loss (dB) – Pre-Amplifier gain (dB).

3.When the peak results are less than average limit, so not need to evaluate the average.

Standard:	FCC Part 15.247	Test Distance:	3m
Frequency:	2437 MHz		
Mode:	Mode 3		
Ant.Polar.:	Vertical		

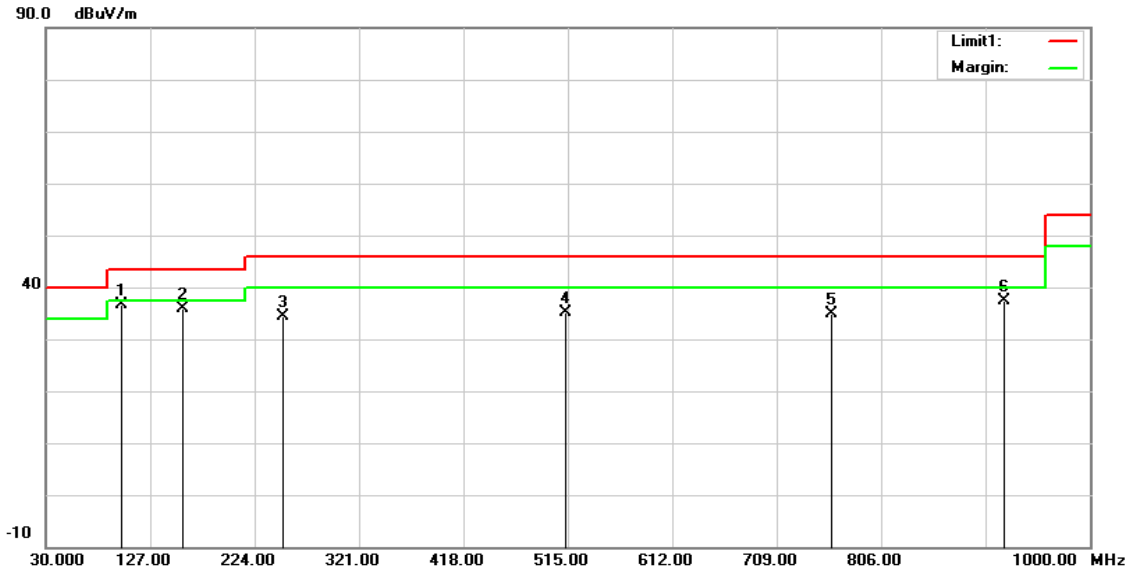

No.	Frequency (MHz)	Reading (dBuV)	Correct Factor (dB/m)	Result (dBuV/m)	Limit (dBuV/m)	Margin (dB)	Remark
1	100.8100	47.23	-10.67	36.56	43.50	-6.94	QP
2	157.0700	41.28	-5.51	35.77	43.50	-7.73	QP
3	250.1900	40.49	-6.00	34.49	46.00	-11.51	QP
4	513.0600	34.92	0.17	35.09	46.00	-10.91	QP
5	760.4100	29.56	5.33	34.89	46.00	-11.11	QP
6	920.4600	29.08	8.19	37.27	46.00	-8.73	QP

Note:1.Result (dBuV/m) = Correct Factor (dB/m) + Reading(dBuV).

Example: 36.56=-10.67+47.23.

2.Correction factor (dB/m) = Antenna Factor (dB/m) + Cable loss (dB) – Pre-Amplifier gain (dB).

3.When the peak results are less than average limit, so not need to evaluate the average.

Harmonic

Above 1 GHz

Standard:	FCC Part 15.247	Test Distance:	3m
Frequency:	2412 MHz		
Mode:	Mode 2		
Ant.Polar.:	Horizontal		

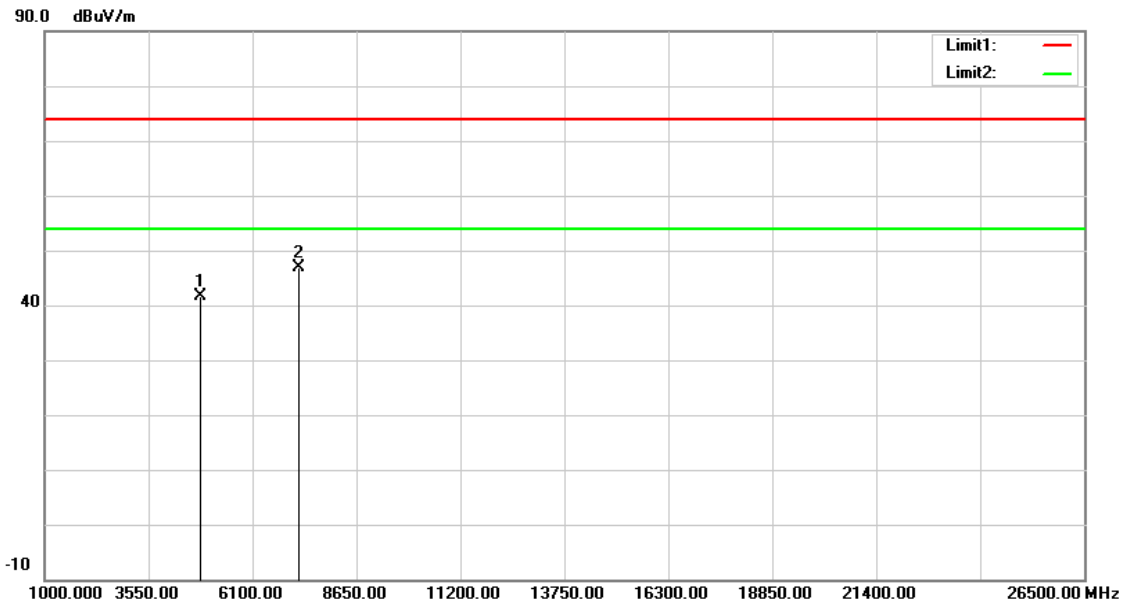

No.	Frequency (MHz)	Reading (dBuV)	Correct Factor (dB/m)	Result (dBuV/m)	Limit (dBuV/m)	Margin (dB)	Remark
1	4824.000	35.61	5.97	41.58	74.00	-32.42	peak
2	7236.000	34.44	12.48	46.92	74.00	-27.08	peak

Note:1.Result (dBuV/m) = Correct Factor (dB/m) + Reading(dBuV).

Example: 41.58=5.97+35.61.

2.Correction factor (dB/m) = Antenna Factor (dB/m) + Cable loss (dB) – Pre-Amplifier gain (dB).

3.When the peak results are less than average limit, so not need to evaluate the average.

Standard:	FCC Part 15.247	Test Distance:	3m
Frequency:	2412 MHz		
Mode:	Mode 2		
Ant.Polar.:	Vertical		

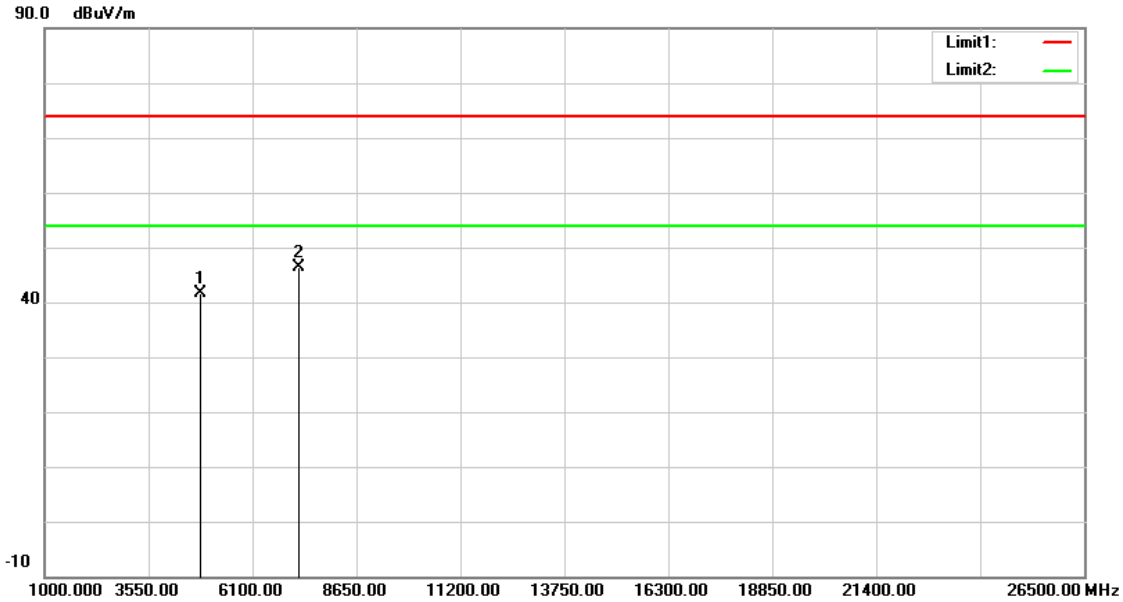

No.	Frequency (MHz)	Reading (dBuV)	Correct Factor (dB/m)	Result (dBuV/m)	Limit (dBuV/m)	Margin (dB)	Remark
1	4824.000	35.63	5.97	41.60	74.00	-32.40	peak
2	7236.000	33.86	12.48	46.34	74.00	-27.66	peak

Note:1.Result (dBuV/m) = Correct Factor (dB/m) + Reading(dBuV).

Example: 41.60=5.97+35.63.

2.Correction factor (dB/m) = Antenna Factor (dB/m) + Cable loss (dB) – Pre-Amplifier gain (dB).

3.When the peak results are less than average limit, so not need to evaluate the average.

Standard:	FCC Part 15.247	Test Distance:	3m
Frequency:	2437 MHz		
Mode:	Mode 2		
Ant.Polar.:	Horizontal		

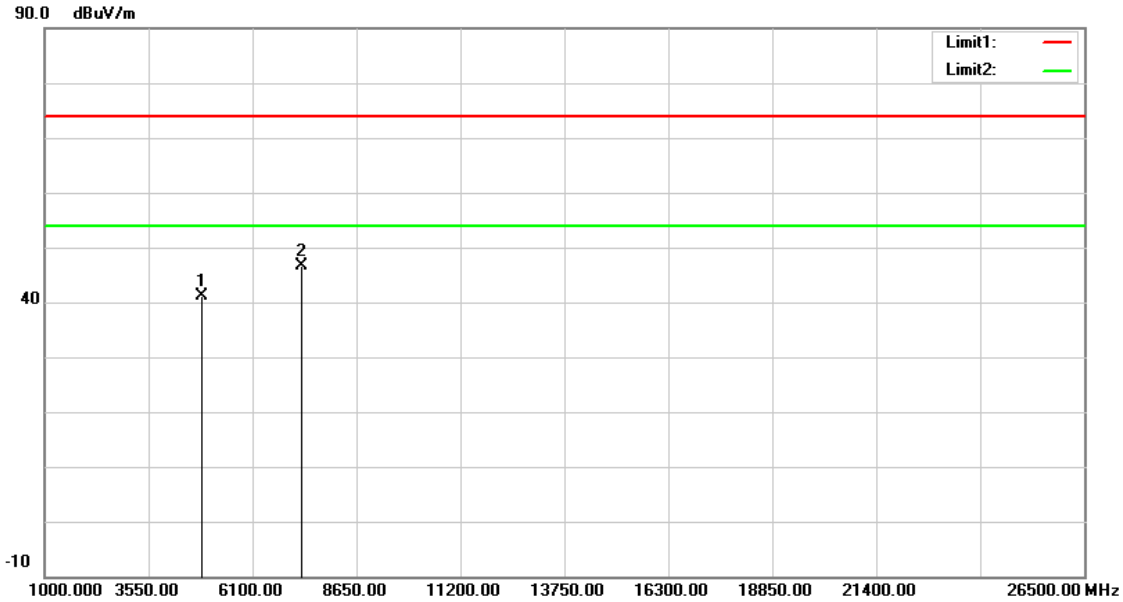

No.	Frequency (MHz)	Reading (dBuV)	Correct Factor (dB/m)	Result (dBuV/m)	Limit (dBuV/m)	Margin (dB)	Remark
1	4874.000	35.00	6.12	41.12	74.00	-32.88	peak
2	7311.000	33.81	12.73	46.54	74.00	-27.46	peak

Note:1.Result (dBuV/m) = Correct Factor (dB/m) + Reading(dBuV).

2.Correction factor (dB/m) = Antenna Factor (dB/m) + Cable loss (dB) – Pre-Amplifier gain (dB).

3.When the peak results are less than average limit, so not need to evaluate the average.

Standard:	FCC Part 15.247	Test Distance:	3m
Frequency:	2437 MHz		
Mode:	Mode 2		
Ant.Polar.:	Vertical		

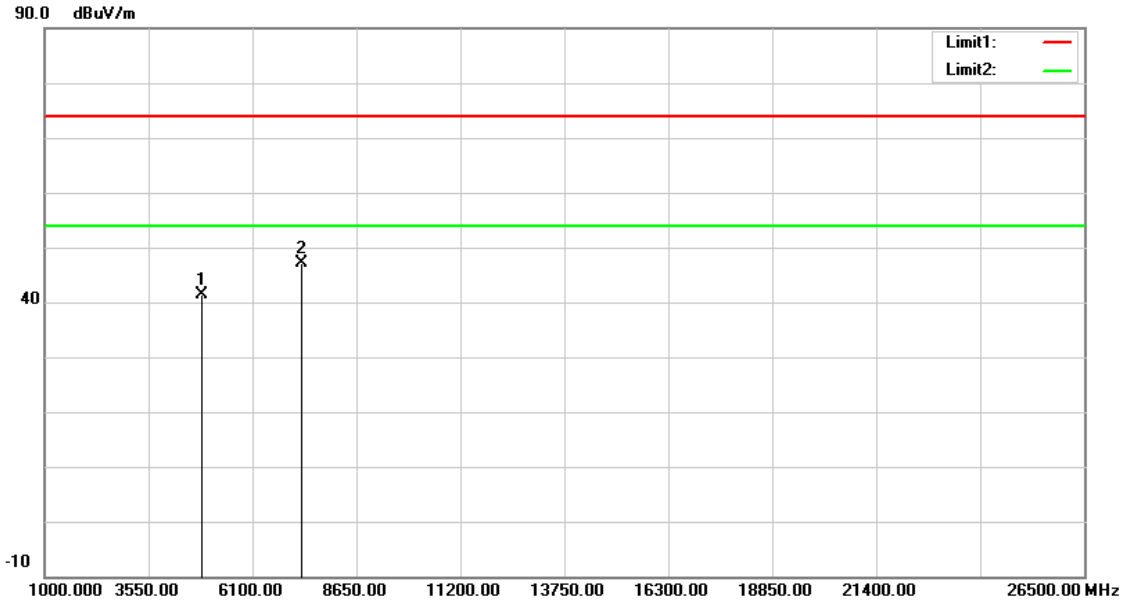

No.	Frequency (MHz)	Reading (dBuV)	Correct Factor (dB/m)	Result (dBuV/m)	Limit (dBuV/m)	Margin (dB)	Remark
1	4874.000	35.22	6.12	41.34	74.00	-32.66	peak
2	7311.000	34.40	12.73	47.13	74.00	-26.87	peak

Note:1.Result (dBuV/m) = Correct Factor (dB/m) + Reading(dBuV).

2.Correction factor (dB/m) = Antenna Factor (dB/m) + Cable loss (dB) – Pre-Amplifier gain (dB).

3.When the peak results are less than average limit, so not need to evaluate the average.

Standard:	FCC Part 15.247	Test Distance:	3m
Frequency:	2462 MHz		
Mode:	Mode 2		
Ant.Polar.:	Horizontal		

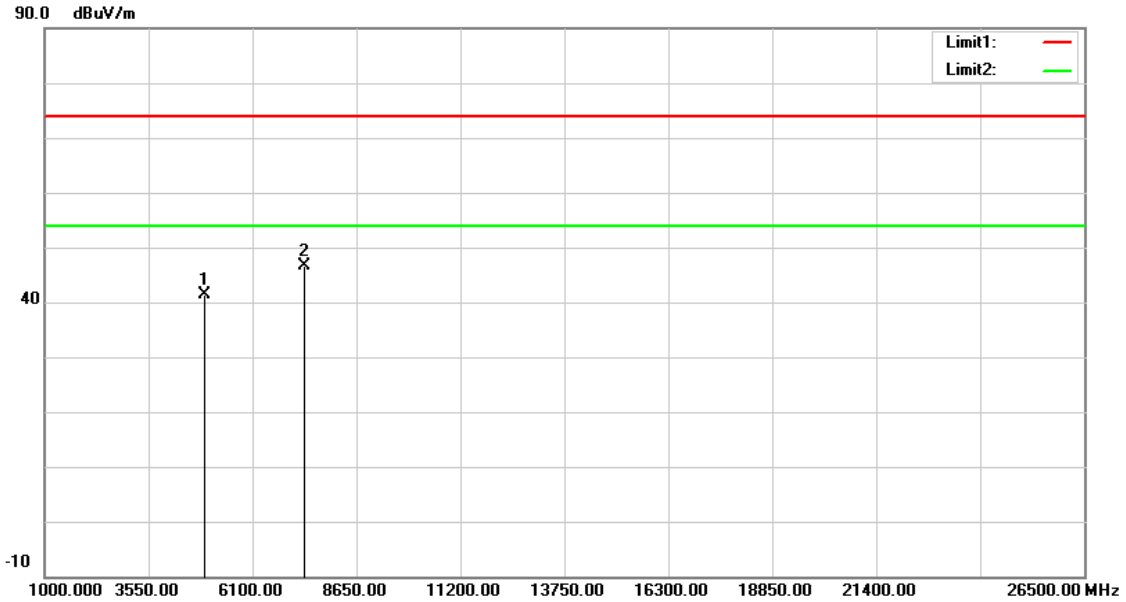

No.	Frequency (MHz)	Reading (dBuV)	Correct Factor (dB/m)	Result (dBuV/m)	Limit (dBuV/m)	Margin (dB)	Remark
1	4924.000	35.20	6.28	41.48	74.00	-32.52	peak
2	7386.000	33.60	12.99	46.59	74.00	-27.41	peak

Note:1.Result (dBuV/m) = Correct Factor (dB/m) + Reading(dBuV).

2.Correction factor (dB/m) = Antenna Factor (dB/m) + Cable loss (dB) – Pre-Amplifier gain (dB).

3.When the peak results are less than average limit, so not need to evaluate the average.

Standard:	FCC Part 15.247	Test Distance:	3m
Frequency:	2462 MHz		
Mode:	Mode 2		
Ant.Polar.:	Vertical		

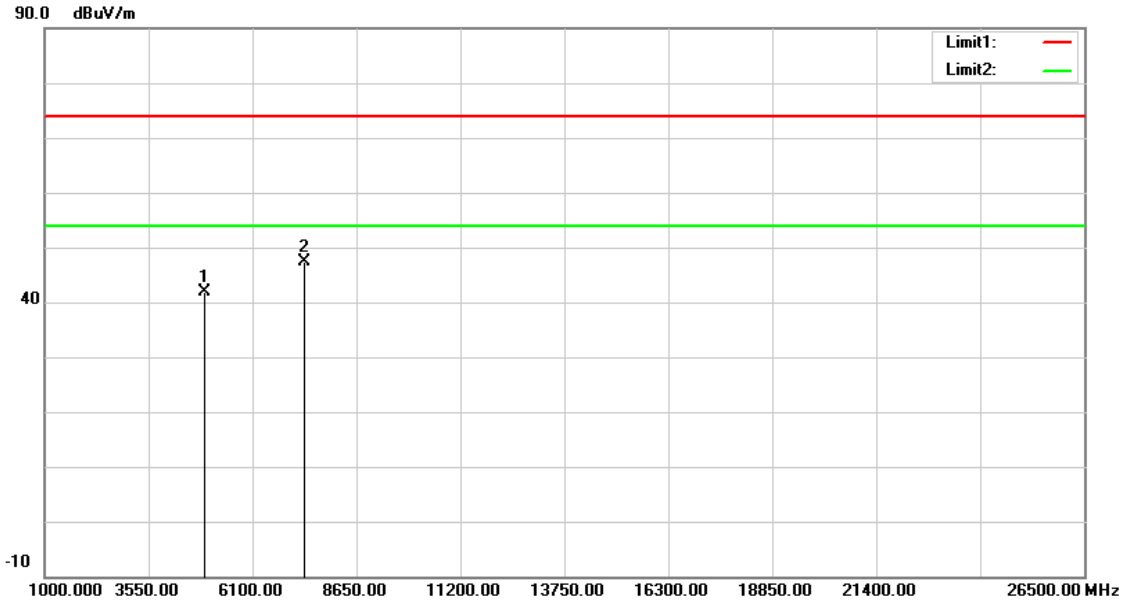

No.	Frequency (MHz)	Reading (dBuV)	Correct Factor (dB/m)	Result (dBuV/m)	Limit (dBuV/m)	Margin (dB)	Remark
1	4924.000	35.52	6.28	41.80	74.00	-32.20	peak
2	7386.000	34.50	12.99	47.49	74.00	-26.51	peak

Note:1.Result (dBuV/m) = Correct Factor (dB/m) + Reading(dBuV).

2.Correction factor (dB/m) = Antenna Factor (dB/m) + Cable loss (dB) – Pre-Amplifier gain (dB).

3.When the peak results are less than average limit, so not need to evaluate the average.

Standard:	FCC Part 15.247	Test Distance:	3m
Frequency:	2412 MHz		
Mode:	Mode 3		
Ant.Polar.:	Horizontal		

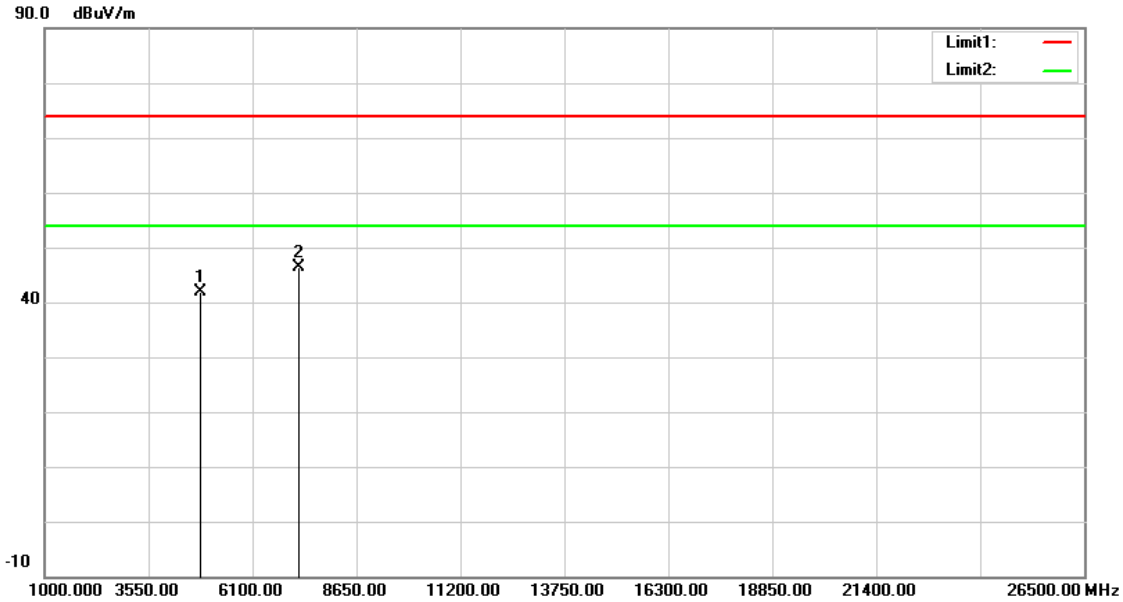

No.	Frequency (MHz)	Reading (dBuV)	Correct Factor (dB/m)	Result (dBuV/m)	Limit (dBuV/m)	Margin (dB)	Remark
1	4824.000	35.95	5.97	41.92	74.00	-32.08	peak
2	7236.000	33.94	12.48	46.42	74.00	-27.58	peak

Note:1.Result (dBuV/m) = Correct Factor (dB/m) + Reading(dBuV).

2.Correction factor (dB/m) = Antenna Factor (dB/m) + Cable loss (dB) – Pre-Amplifier gain (dB).

3.When the peak results are less than average limit, so not need to evaluate the average.

Standard:	FCC Part 15.247	Test Distance:	3m
Frequency:	2412 MHz		
Mode:	Mode 3		
Ant.Polar.:	Vertical		

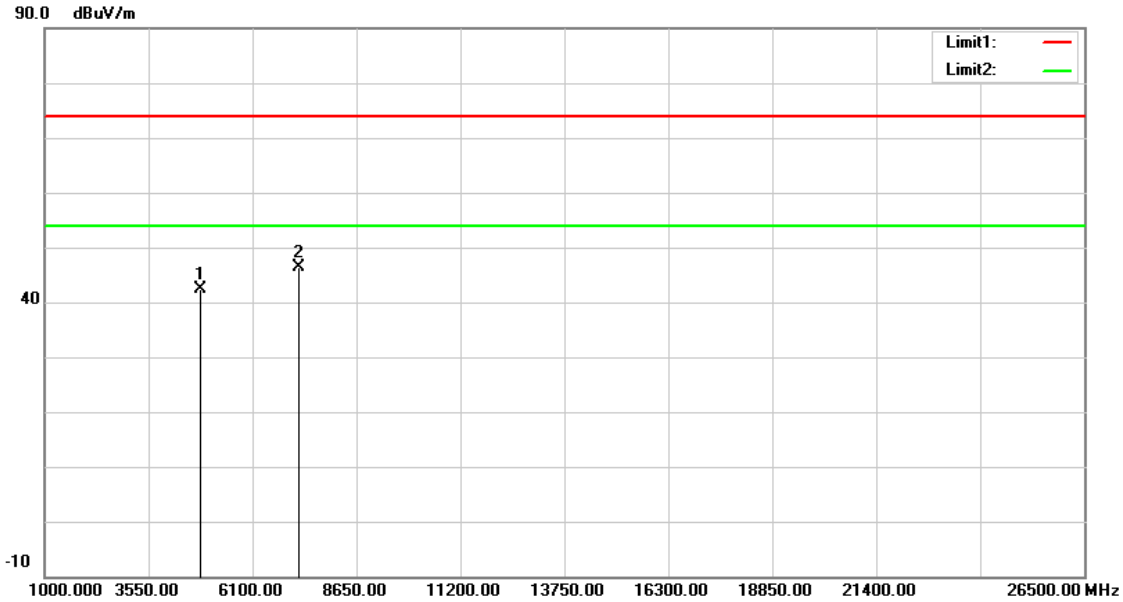

No.	Frequency (MHz)	Reading (dBuV)	Correct Factor (dB/m)	Result (dBuV/m)	Limit (dBuV/m)	Margin (dB)	Remark
1	4824.000	36.47	5.97	42.44	74.00	-31.56	peak
2	7236.000	33.87	12.48	46.35	74.00	-27.65	peak

Note:1.Result (dBuV/m) = Correct Factor (dB/m) + Reading(dBuV).

2.Correction factor (dB/m) = Antenna Factor (dB/m) + Cable loss (dB) – Pre-Amplifier gain (dB).

3.When the peak results are less than average limit, so not need to evaluate the average.

Standard:	FCC Part 15.247	Test Distance:	3m
Frequency:	2437 MHz		
Mode:	Mode 3		
Ant.Polar.:	Horizontal		

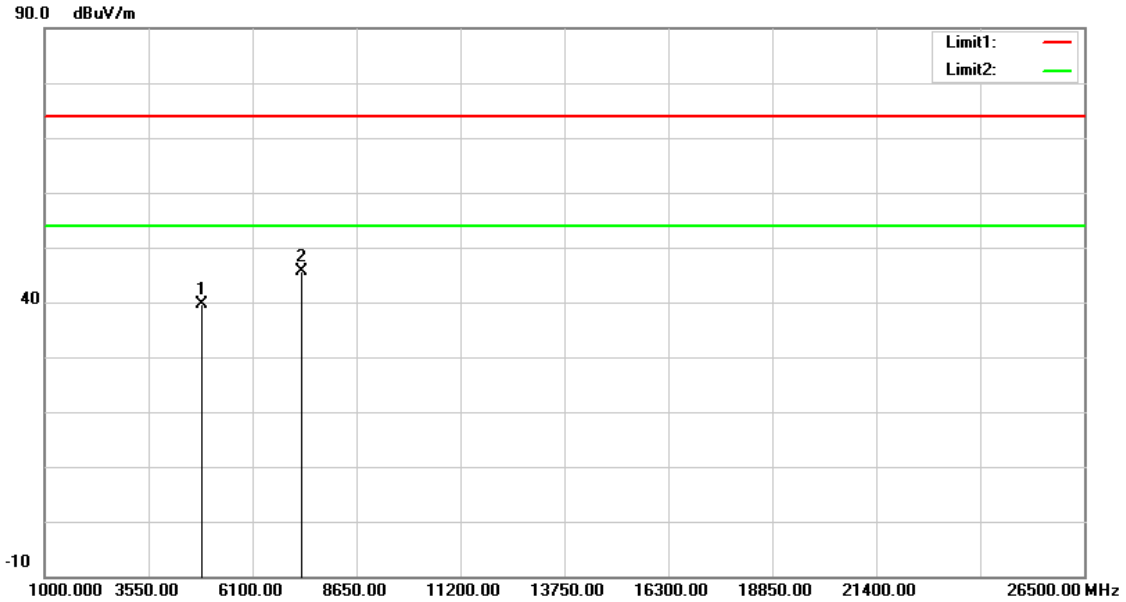

No.	Frequency (MHz)	Reading (dBuV)	Correct Factor (dB/m)	Result (dBuV/m)	Limit (dBuV/m)	Margin (dB)	Remark
1	4874.000	33.47	6.12	39.59	74.00	-34.41	peak
2	7311.000	32.85	12.73	45.58	74.00	-28.42	peak

Note:1.Result (dBuV/m) = Correct Factor (dB/m) + Reading(dBuV).

2.Correction factor (dB/m) = Antenna Factor (dB/m) + Cable loss (dB) – Pre-Amplifier gain (dB).

3.When the peak results are less than average limit, so not need to evaluate the average.

Standard:	FCC Part 15.247	Test Distance:	3m
Frequency:	2437 MHz		
Mode:	Mode 3		
Ant.Polar.:	Vertical		

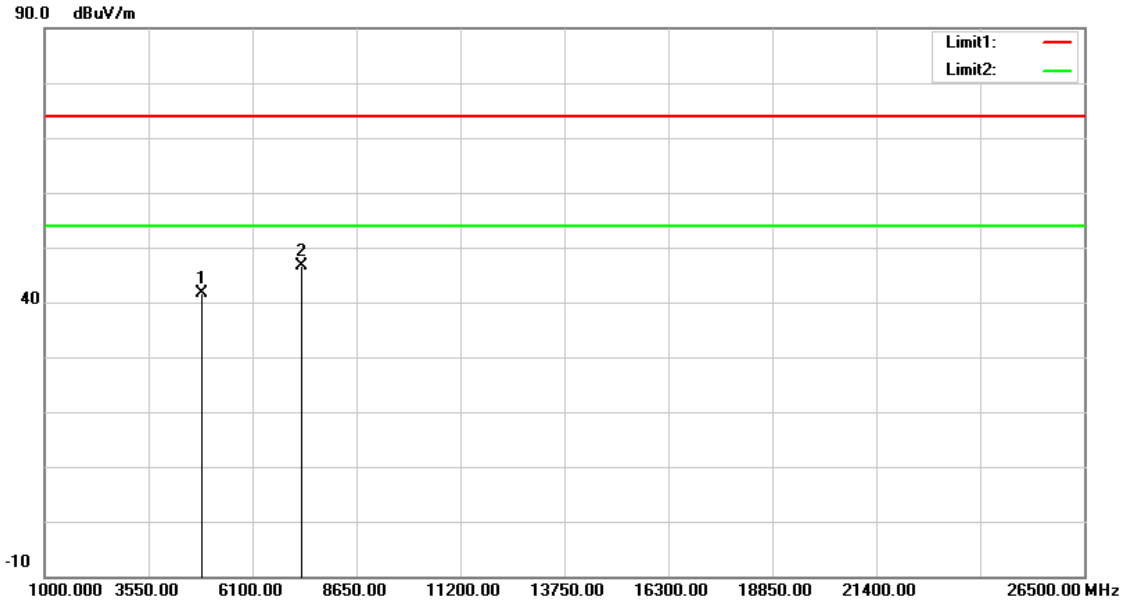

No.	Frequency (MHz)	Reading (dBuV)	Correct Factor (dB/m)	Result (dBuV/m)	Limit (dBuV/m)	Margin (dB)	Remark
1	4874.000	35.45	6.12	41.57	74.00	-32.43	peak
2	7311.000	33.93	12.73	46.66	74.00	-27.34	peak

Note:1.Result (dBuV/m) = Correct Factor (dB/m) + Reading(dBuV).

2.Correction factor (dB/m) = Antenna Factor (dB/m) + Cable loss (dB) – Pre-Amplifier gain (dB).

3.When the peak results are less than average limit, so not need to evaluate the average.

Standard:	FCC Part 15.247	Test Distance:	3m
Frequency:	2462 MHz		
Mode:	Mode 3		
Ant.Polar.:	Horizontal		

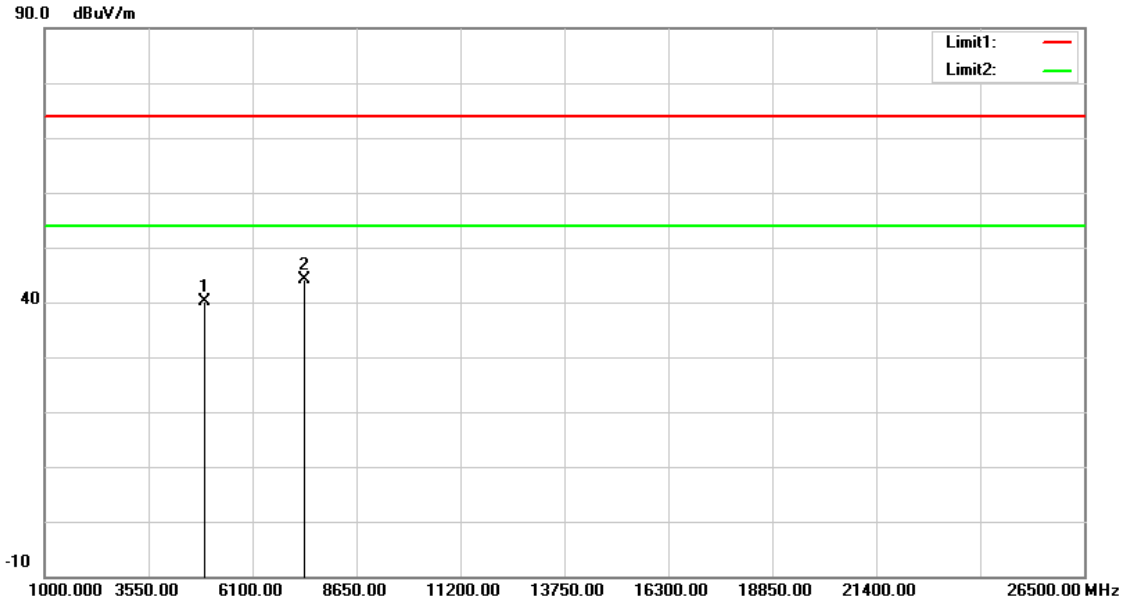

No.	Frequency (MHz)	Reading (dBuV)	Correct Factor (dB/m)	Result (dBuV/m)	Limit (dBuV/m)	Margin (dB)	Remark
1	4924.000	33.90	6.28	40.18	74.00	-33.82	peak
2	7386.000	31.14	12.99	44.13	74.00	-29.87	peak

Note:1.Result (dBuV/m) = Correct Factor (dB/m) + Reading(dBuV).

2.Correction factor (dB/m) = Antenna Factor (dB/m) + Cable loss (dB) – Pre-Amplifier gain (dB).

3.When the peak results are less than average limit, so not need to evaluate the average.

Standard:	FCC Part 15.247	Test Distance:	3m
Frequency:	2462 MHz		
Mode:	Mode 3		
Ant.Polar.:	Vertical		

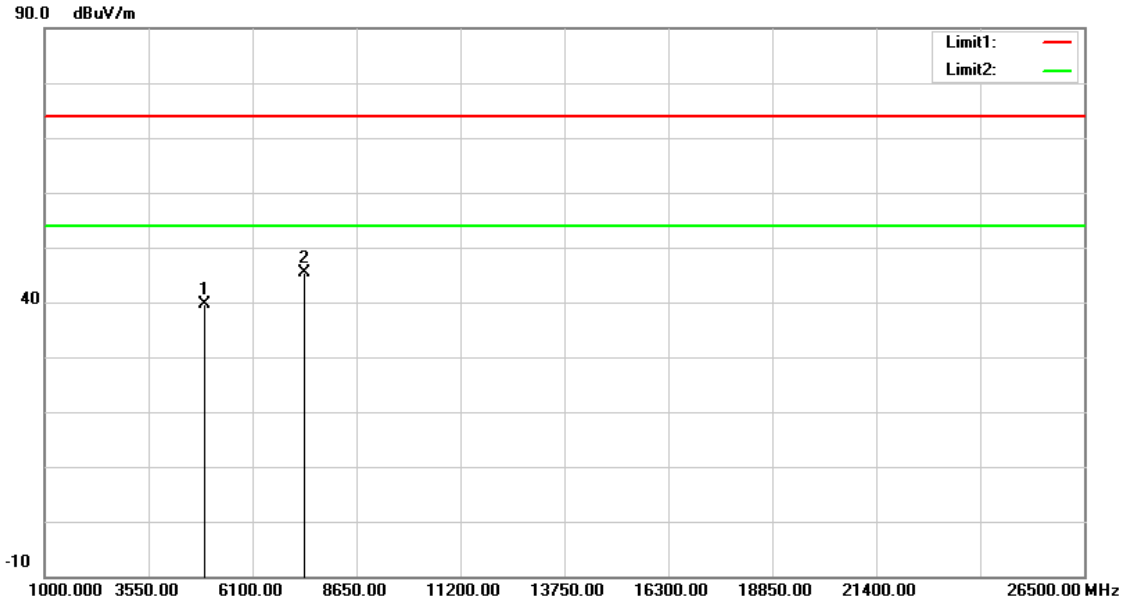

No.	Frequency (MHz)	Reading (dBuV)	Correct Factor (dB/m)	Result (dBuV/m)	Limit (dBuV/m)	Margin (dB)	Remark
1	4924.000	33.27	6.28	39.55	74.00	-34.45	peak
2	7386.000	32.50	12.99	45.49	74.00	-28.51	peak

Note:1.Result (dBuV/m) = Correct Factor (dB/m) + Reading(dBuV).

2.Correction factor (dB/m) = Antenna Factor (dB/m) + Cable loss (dB) – Pre-Amplifier gain (dB).

3.When the peak results are less than average limit, so not need to evaluate the average.

Standard:	FCC Part 15.247	Test Distance:	3m
Frequency:	2412 MHz		
Mode:	Mode 4		
Ant.Polar.:	Horizontal		

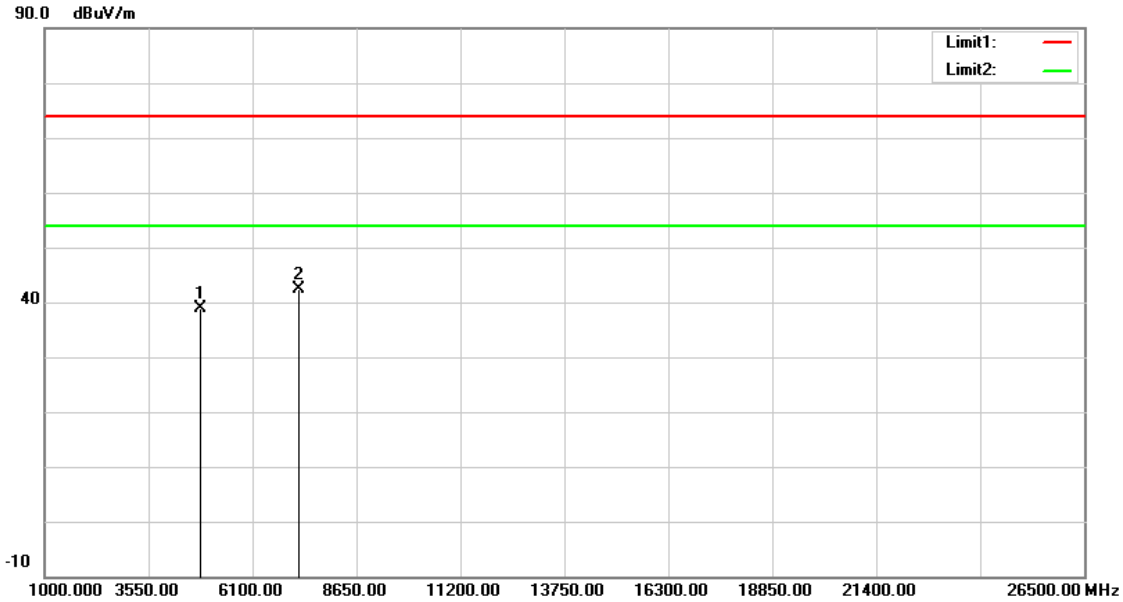

No.	Frequency (MHz)	Reading (dBuV)	Correct Factor (dB/m)	Result (dBuV/m)	Limit (dBuV/m)	Margin (dB)	Remark
1	4824.000	32.91	5.97	38.88	74.00	-35.12	peak
2	7236.000	29.79	12.48	42.27	74.00	-31.73	peak

Note:1.Result (dBuV/m) = Correct Factor (dB/m) + Reading(dBuV).

2.Correction factor (dB/m) = Antenna Factor (dB/m) + Cable loss (dB) – Pre-Amplifier gain (dB).

3.When the peak results are less than average limit, so not need to evaluate the average.

Standard:	FCC Part 15.247	Test Distance:	3m
Frequency:	2412 MHz	:	
Mode:	Mode 4		
Ant.Polar.:	Vertical		

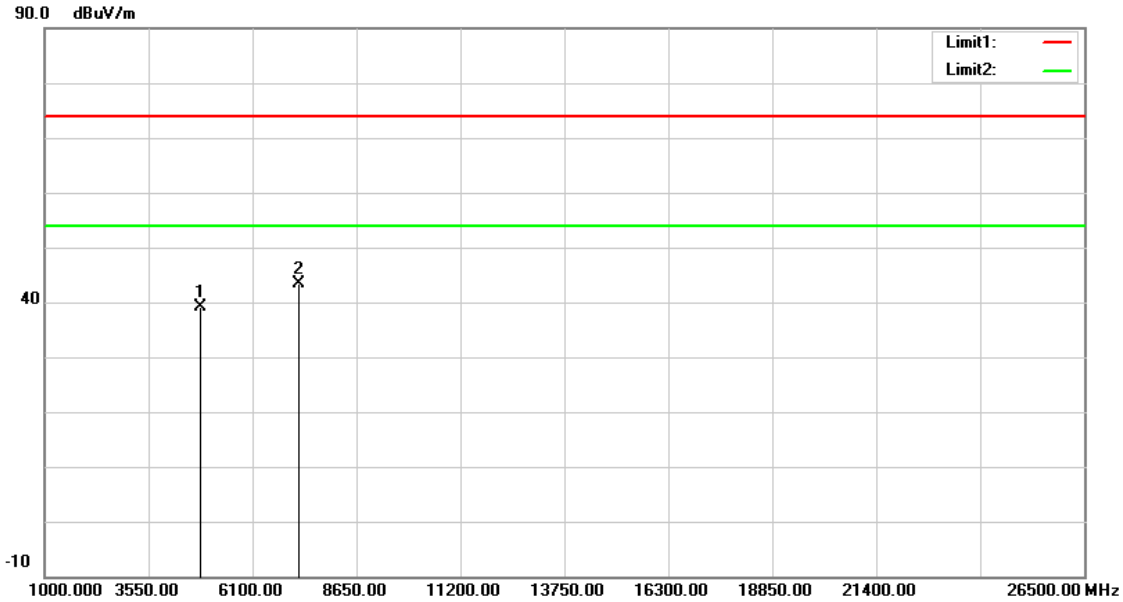

No.	Frequency (MHz)	Reading (dBuV)	Correct Factor (dB/m)	Result (dBuV/m)	Limit (dBuV/m)	Margin (dB)	Remark
1	4824.000	33.28	5.97	39.25	74.00	-34.75	peak
2	7236.000	30.82	12.48	43.30	74.00	-30.70	peak

Note:1.Result (dBuV/m) = Correct Factor (dB/m) + Reading(dBuV).

2.Correction factor (dB/m) = Antenna Factor (dB/m) + Cable loss (dB) – Pre-Amplifier gain (dB).

3.When the peak results are less than average limit, so not need to evaluate the average.

Standard:	FCC Part 15.247	Test Distance:	3m
Frequency:	2437 MHz		
Mode:	Mode 4		
Ant.Polar.:	Horizontal		

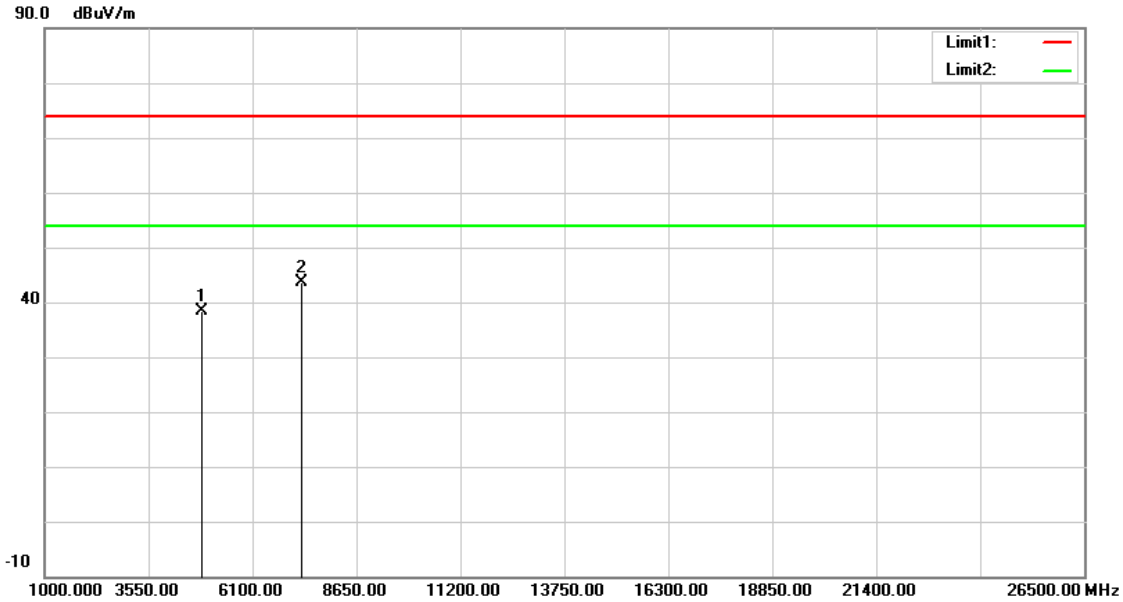

No.	Frequency (MHz)	Reading (dBuV)	Correct Factor (dB/m)	Result (dBuV/m)	Limit (dBuV/m)	Margin (dB)	Remark
1	4874.000	32.21	6.12	38.33	74.00	-35.67	peak
2	7311.000	30.82	12.73	43.55	74.00	-30.45	peak

Note:1.Result (dBuV/m) = Correct Factor (dB/m) + Reading(dBuV).

2.Correction factor (dB/m) = Antenna Factor (dB/m) + Cable loss (dB) – Pre-Amplifier gain (dB).

3.When the peak results are less than average limit, so not need to evaluate the average.

Standard:	FCC Part 15.247	Test Distance:	3m
Frequency:	2437 MHz		
Mode:	Mode 4		
Ant.Polar.:	Vertical		

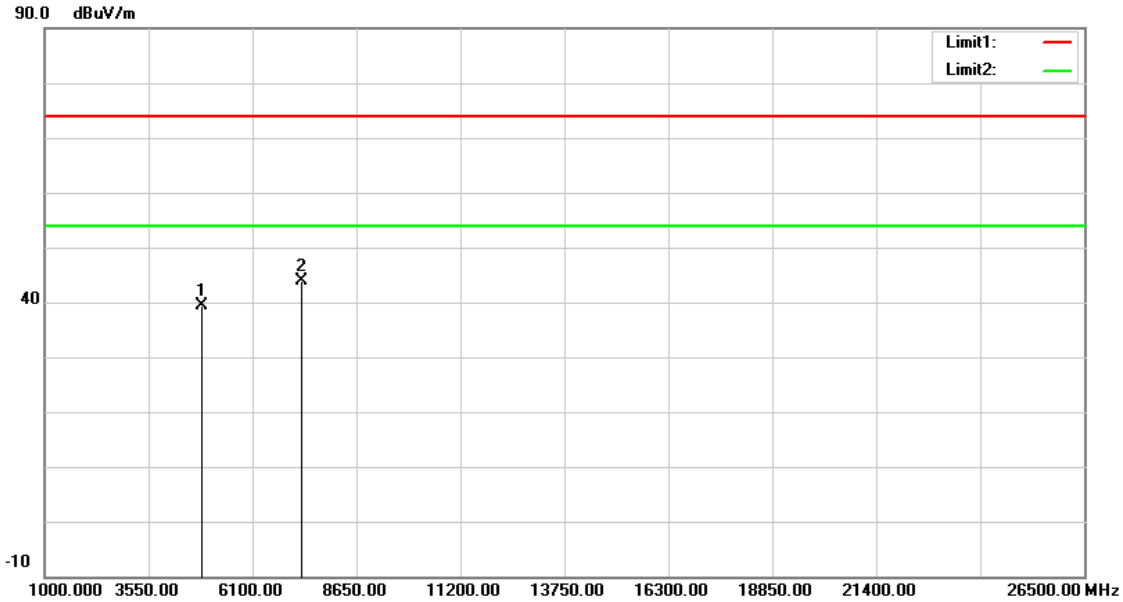

No.	Frequency (MHz)	Reading (dBuV)	Correct Factor (dB/m)	Result (dBuV/m)	Limit (dBuV/m)	Margin (dB)	Remark
1	4874.000	33.30	6.12	39.42	74.00	-34.58	peak
2	7311.000	31.16	12.73	43.89	74.00	-30.11	peak

Note:1.Result (dBuV/m) = Correct Factor (dB/m) + Reading(dBuV).

2.Correction factor (dB/m) = Antenna Factor (dB/m) + Cable loss (dB) – Pre-Amplifier gain (dB).

3.When the peak results are less than average limit, so not need to evaluate the average.

Standard:	FCC Part 15.247	Test Distance:	3m
Frequency:	2462 MHz		
Mode:	Mode 4		
Ant.Polar.:	Horizontal		

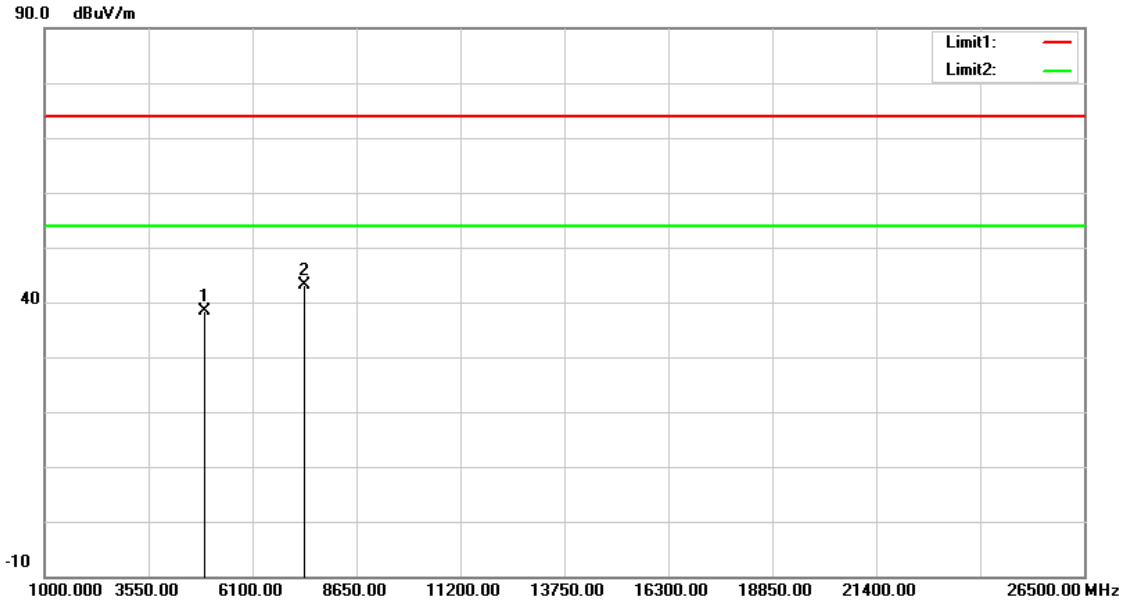

No.	Frequency (MHz)	Reading (dBuV)	Correct Factor (dB/m)	Result (dBuV/m)	Limit (dBuV/m)	Margin (dB)	Remark
1	4924.000	32.19	6.28	38.47	74.00	-35.53	peak
2	7386.000	30.20	12.99	43.19	74.00	-30.81	peak

Note:1.Result (dBuV/m) = Correct Factor (dB/m) + Reading(dBuV).

2.Correction factor (dB/m) = Antenna Factor (dB/m) + Cable loss (dB) – Pre-Amplifier gain (dB).

3.When the peak results are less than average limit, so not need to evaluate the average.

Standard:	FCC Part 15.247	Test Distance:	3m
Frequency:	2462 MHz		
Mode:	Mode 4		
Ant.Polar.:	Vertical		

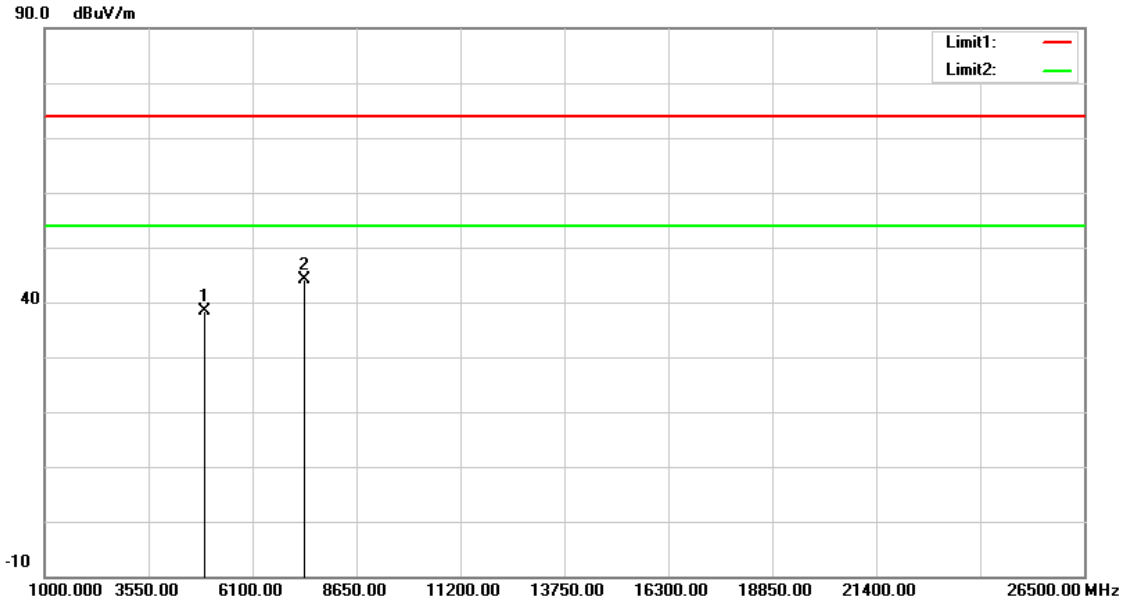

No.	Frequency (MHz)	Reading (dBuV)	Correct Factor (dB/m)	Result (dBuV/m)	Limit (dBuV/m)	Margin (dB)	Remark
1	4924.000	32.18	6.28	38.46	74.00	-35.54	peak
2	7386.000	31.11	12.99	44.10	74.00	-29.90	peak

Note:1.Result (dBuV/m) = Correct Factor (dB/m) + Reading(dBuV).

2.Correction factor (dB/m) = Antenna Factor (dB/m) + Cable loss (dB) – Pre-Amplifier gain (dB).

3.When the peak results are less than average limit, so not need to evaluate the average.

Standard:	FCC Part 15.247	Test Distance:	3m
Frequency:	2422 MHz		
Mode:	Mode 5		
Ant.Polar.:	Horizontal		

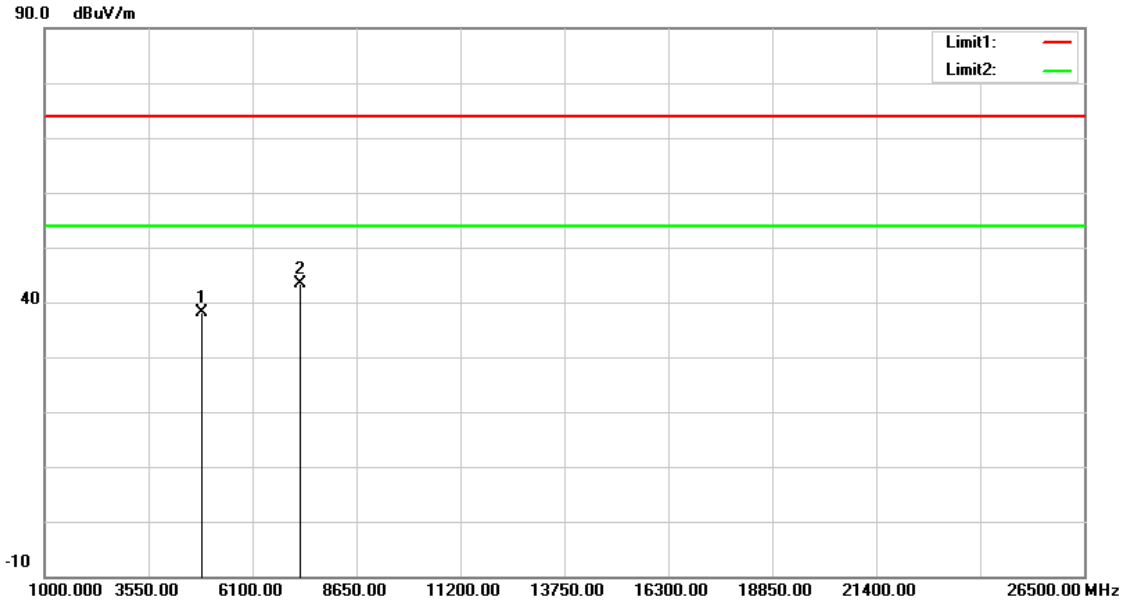

No.	Frequency (MHz)	Reading (dBuV)	Correct Factor (dB/m)	Result (dBuV/m)	Limit (dBuV/m)	Margin (dB)	Remark
1	4844.000	31.97	6.04	38.01	74.00	-35.99	peak
2	7266.000	30.68	12.59	43.27	74.00	-30.73	peak

Note:1.Result (dBuV/m) = Correct Factor (dB/m) + Reading(dBuV).

2.Correction factor (dB/m) = Antenna Factor (dB/m) + Cable loss (dB) – Pre-Amplifier gain (dB).

3.When the peak results are less than average limit, so not need to evaluate the average.

Standard:	FCC Part 15.247	Test Distance:	3m
Frequency:	2422 MHz		
Mode:	Mode 5		
Ant.Polar.:	Vertical		

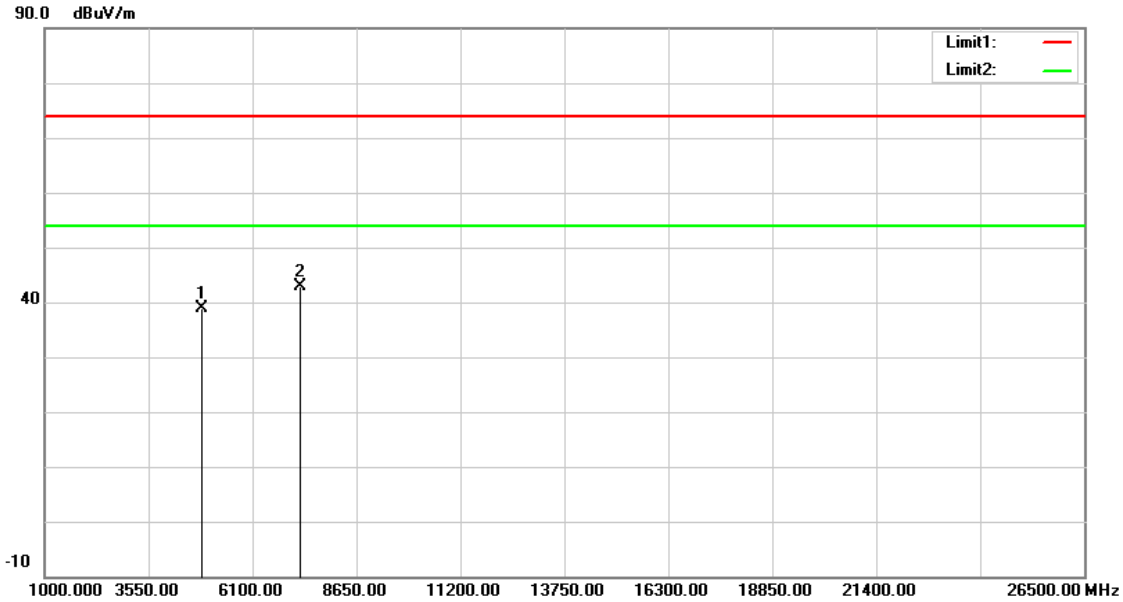

No.	Frequency (MHz)	Reading (dBuV)	Correct Factor (dB/m)	Result (dBuV/m)	Limit (dBuV/m)	Margin (dB)	Remark
1	4844.000	32.80	6.04	38.84	74.00	-35.16	peak
2	7266.000	30.20	12.59	42.79	74.00	-31.21	peak

Note:1.Result (dBuV/m) = Correct Factor (dB/m) + Reading(dBuV).

2.Correction factor (dB/m) = Antenna Factor (dB/m) + Cable loss (dB) – Pre-Amplifier gain (dB).

3.When the peak results are less than average limit, so not need to evaluate the average.

Standard:	FCC Part 15.247	Test Distance:	3m
Frequency:	2437 MHz		
Mode:	Mode 5		
Ant.Polar.:	Horizontal		

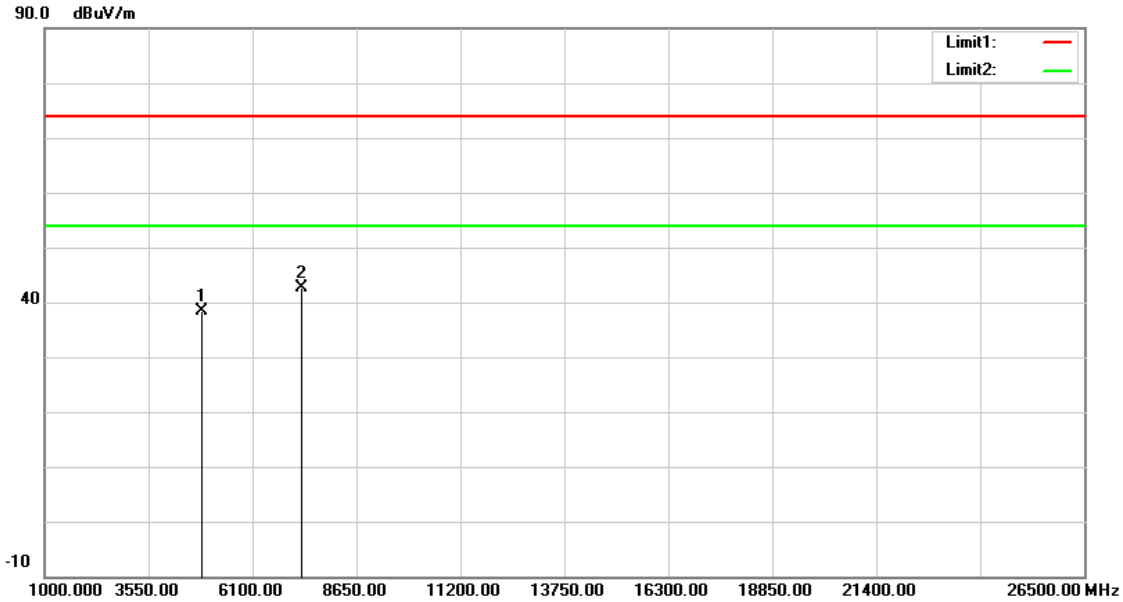

No.	Frequency (MHz)	Reading (dBuV)	Correct Factor (dB/m)	Result (dBuV/m)	Limit (dBuV/m)	Margin (dB)	Remark
1	4874.000	32.14	6.12	38.26	74.00	-35.74	peak
2	7311.000	29.99	12.73	42.72	74.00	-31.28	peak

Note:1.Result (dBuV/m) = Correct Factor (dB/m) + Reading(dBuV).

2.Correction factor (dB/m) = Antenna Factor (dB/m) + Cable loss (dB) – Pre-Amplifier gain (dB).

3.When the peak results are less than average limit, so not need to evaluate the average.

Standard:	FCC Part 15.247	Test Distance:	3m
Frequency:	2437 MHz		
Mode:	Mode 5		
Ant.Polar.:	Vertical		

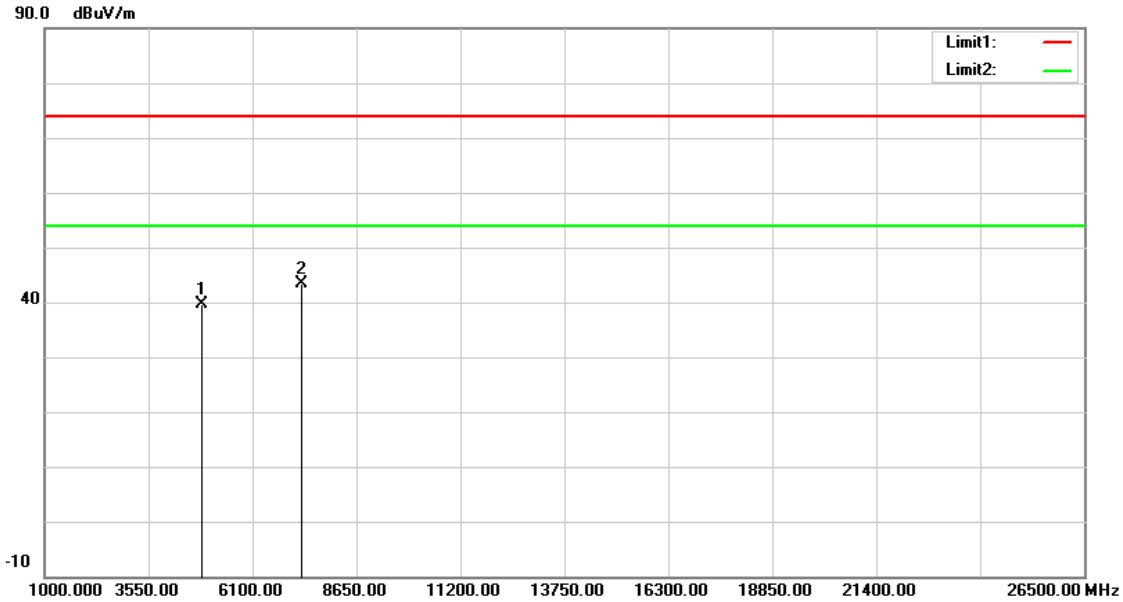

No.	Frequency (MHz)	Reading (dBuV)	Correct Factor (dB/m)	Result (dBuV/m)	Limit (dBuV/m)	Margin (dB)	Remark
1	4874.000	33.50	6.12	39.62	74.00	-34.38	peak
2	7311.000	30.76	12.73	43.49	74.00	-30.51	peak

Note:1.Result (dBuV/m) = Correct Factor (dB/m) + Reading(dBuV).

2.Correction factor (dB/m) = Antenna Factor (dB/m) + Cable loss (dB) – Pre-Amplifier gain (dB).

3.When the peak results are less than average limit, so not need to evaluate the average.

Standard:	FCC Part 15.247	Test Distance:	3m
Frequency:	2452 MHz		
Mode:	Mode 5		
Ant.Polar.:	Horizontal		

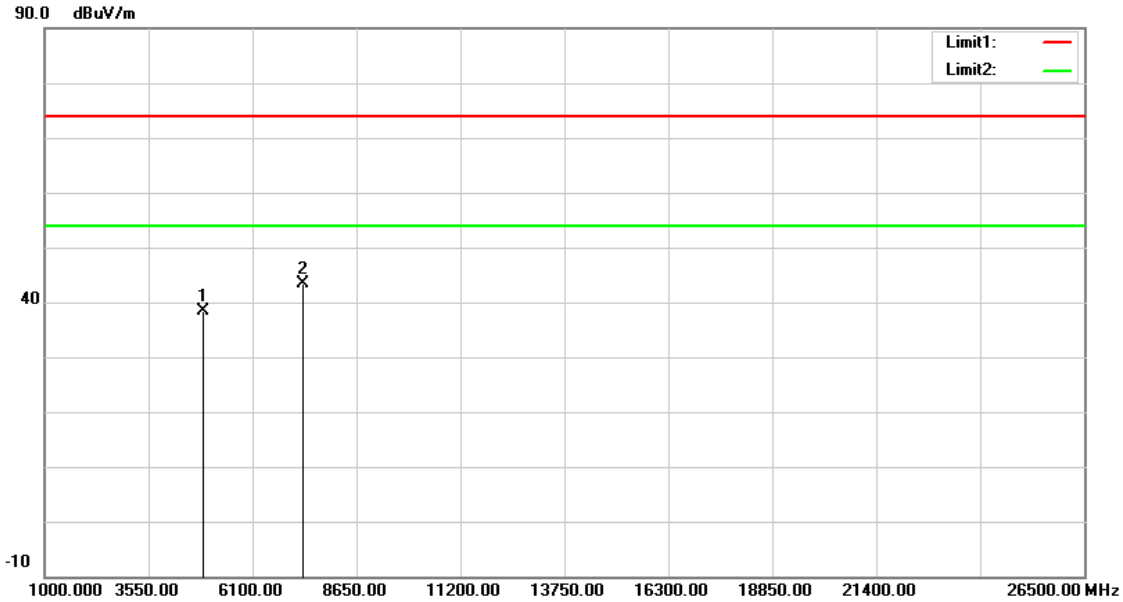

No.	Frequency (MHz)	Reading (dBuV)	Correct Factor (dB/m)	Result (dBuV/m)	Limit (dBuV/m)	Margin (dB)	Remark
1	4904.000	32.07	6.21	38.28	74.00	-35.72	peak
2	7356.000	30.42	12.89	43.31	74.00	-30.69	peak

Note:1.Result (dBuV/m) = Correct Factor (dB/m) + Reading(dBuV).

2.Correction factor (dB/m) = Antenna Factor (dB/m) + Cable loss (dB) – Pre-Amplifier gain (dB).

3.When the peak results are less than average limit, so not need to evaluate the average.

Standard:	FCC Part 15.247	Test Distance:	3m
Frequency:	2452 MHz		
Mode:	Mode 5		
Ant.Polar.:	Vertical		

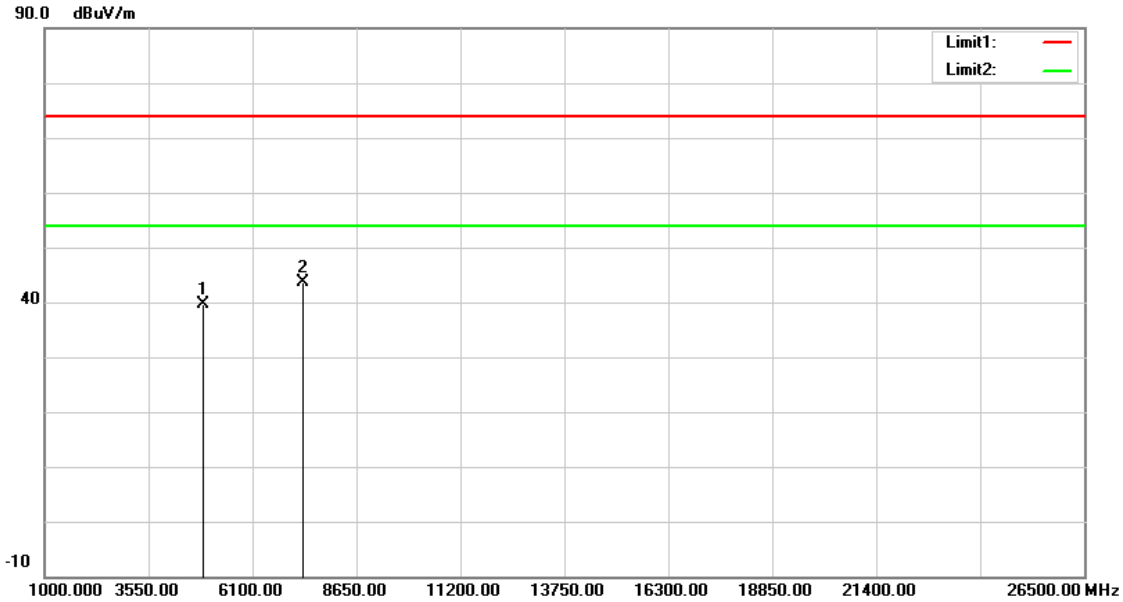

No.	Frequency (MHz)	Reading (dBuV)	Correct Factor (dB/m)	Result (dBuV/m)	Limit (dBuV/m)	Margin (dB)	Remark
1	4904.000	33.34	6.21	39.55	74.00	-34.45	peak
2	7356.000	30.78	12.89	43.67	74.00	-30.33	peak

Note:1.Result (dBuV/m) = Correct Factor (dB/m) + Reading(dBuV).

2.Correction factor (dB/m) = Antenna Factor (dB/m) + Cable loss (dB) – Pre-Amplifier gain (dB).

3.When the peak results are less than average limit, so not need to evaluate the average.

Standard:	FCC Part 15.247	Test Distance:	3m
Frequency:	2412 MHz		
Mode:	Mode 6		
Ant.Polar.:	Horizontal		

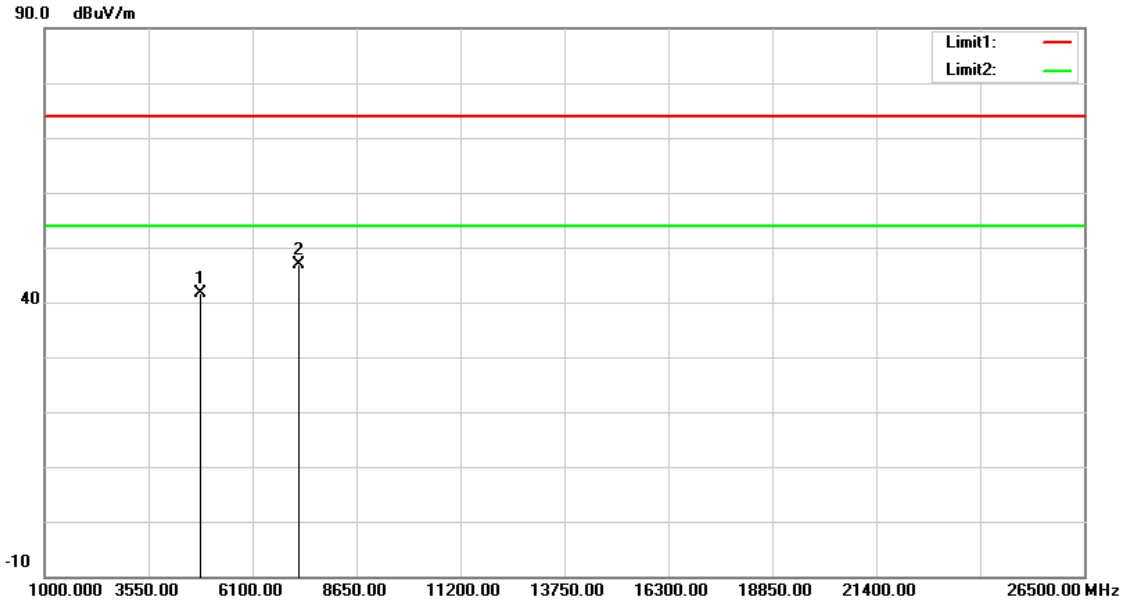

No.	Frequency (MHz)	Reading (dBuV)	Correct Factor (dB/m)	Result (dBuV/m)	Limit (dBuV/m)	Margin (dB)	Remark
1	4824.000	35.69	5.97	41.66	74.00	-32.34	peak
2	7236.000	34.39	12.48	46.87	74.00	-27.13	peak

Note:1.Result (dBuV/m) = Correct Factor (dB/m) + Reading(dBuV).

2.Correction factor (dB/m) = Antenna Factor (dB/m) + Cable loss (dB) – Pre-Amplifier gain (dB).

3.When the peak results are less than average limit, so not need to evaluate the average.

Standard:	FCC Part 15.247	Test Distance:	3m
Frequency:	2412 MHz		
Mode:	Mode 6		
Ant.Polar.:	Vertical		

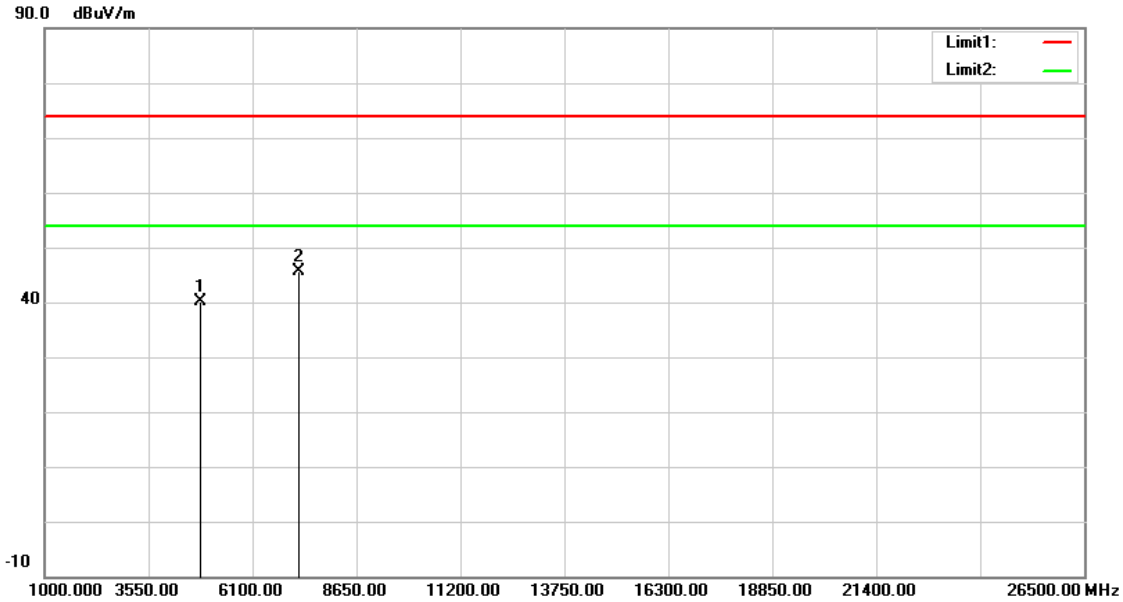

No.	Frequency (MHz)	Reading (dBuV)	Correct Factor (dB/m)	Result (dBuV/m)	Limit (dBuV/m)	Margin (dB)	Remark
1	4824.000	34.24	5.97	40.21	74.00	-33.79	peak
2	7236.000	33.15	12.48	45.63	74.00	-28.37	peak

Note:1.Result (dBuV/m) = Correct Factor (dB/m) + Reading(dBuV).

2.Correction factor (dB/m) = Antenna Factor (dB/m) + Cable loss (dB) – Pre-Amplifier gain (dB).

3.When the peak results are less than average limit, so not need to evaluate the average.

Standard:	FCC Part 15.247	Test Distance:	3m
Frequency:	2437 MHz		
Mode:	Mode 6		
Ant.Polar.:	Horizontal		

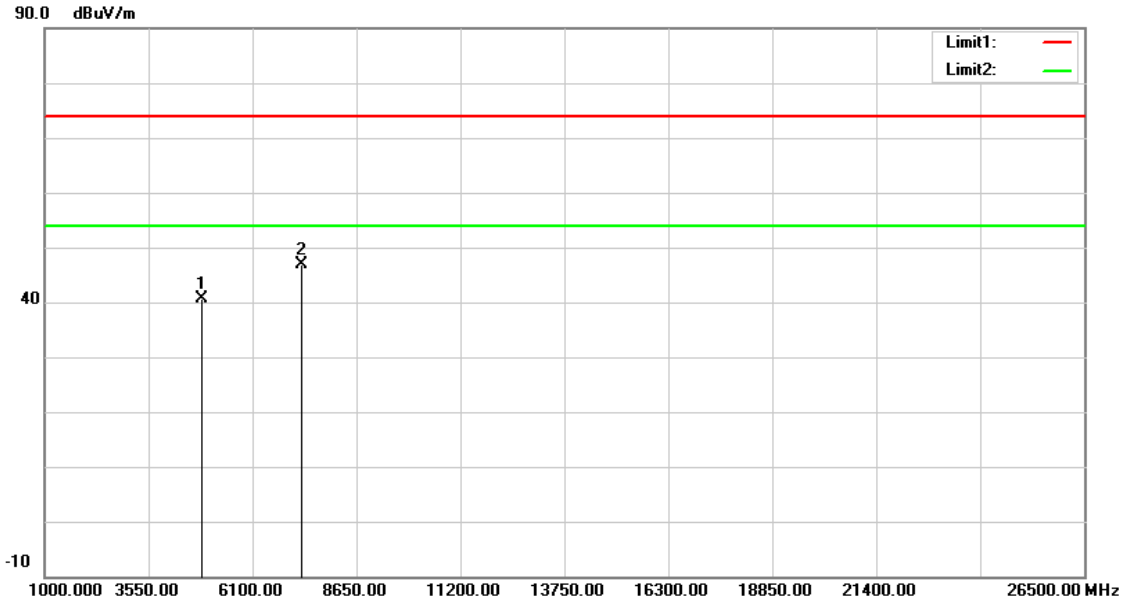

No.	Frequency (MHz)	Reading (dBuV)	Correct Factor (dB/m)	Result (dBuV/m)	Limit (dBuV/m)	Margin (dB)	Remark
1	4874.000	34.53	6.12	40.65	74.00	-33.35	peak
2	7311.000	34.26	12.73	46.99	74.00	-27.01	peak

Note:1.Result (dBuV/m) = Correct Factor (dB/m) + Reading(dBuV).

2.Correction factor (dB/m) = Antenna Factor (dB/m) + Cable loss (dB) – Pre-Amplifier gain (dB).

3.When the peak results are less than average limit, so not need to evaluate the average.

Standard:	FCC Part 15.247	Test Distance:	3m
Frequency:	2437 MHz		
Mode:	Mode 6		
Ant.Polar.:	Vertical		

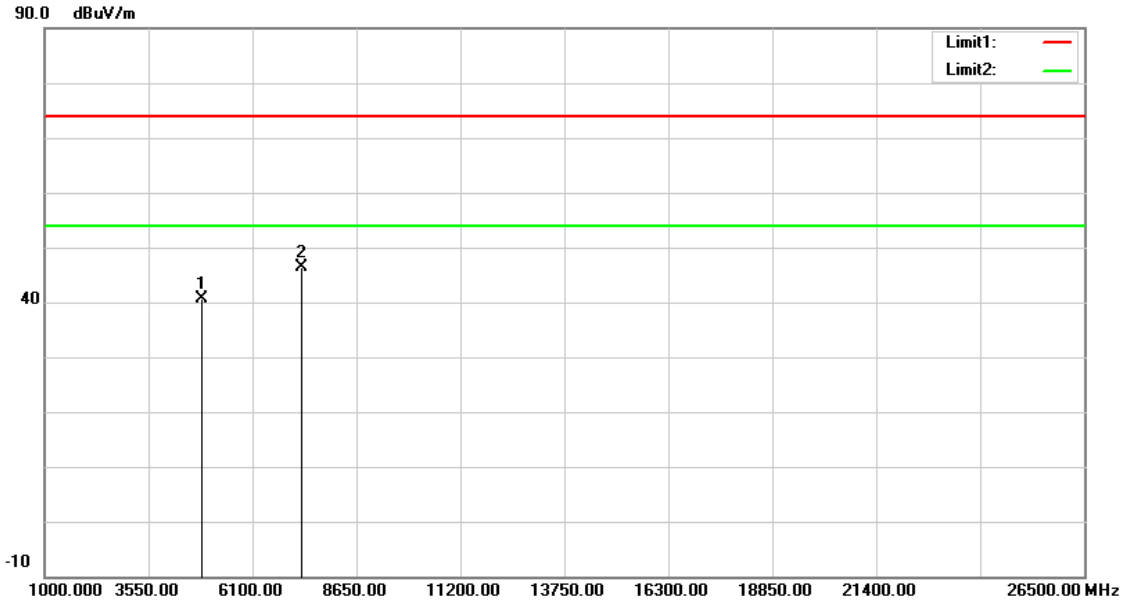

No.	Frequency (MHz)	Reading (dBuV)	Correct Factor (dB/m)	Result (dBuV/m)	Limit (dBuV/m)	Margin (dB)	Remark
1	4874.000	34.41	6.12	40.53	74.00	-33.47	peak
2	7311.000	33.75	12.73	46.48	74.00	-27.52	peak

Note:1.Result (dBuV/m) = Correct Factor (dB/m) + Reading(dBuV).

2.Correction factor (dB/m) = Antenna Factor (dB/m) + Cable loss (dB) – Pre-Amplifier gain (dB).

3.When the peak results are less than average limit, so not need to evaluate the average.

Standard:	FCC Part 15.247	Test Distance:	3m
Frequency:	2462 MHz		
Mode:	Mode 6		
Ant.Polar.:	Horizontal		

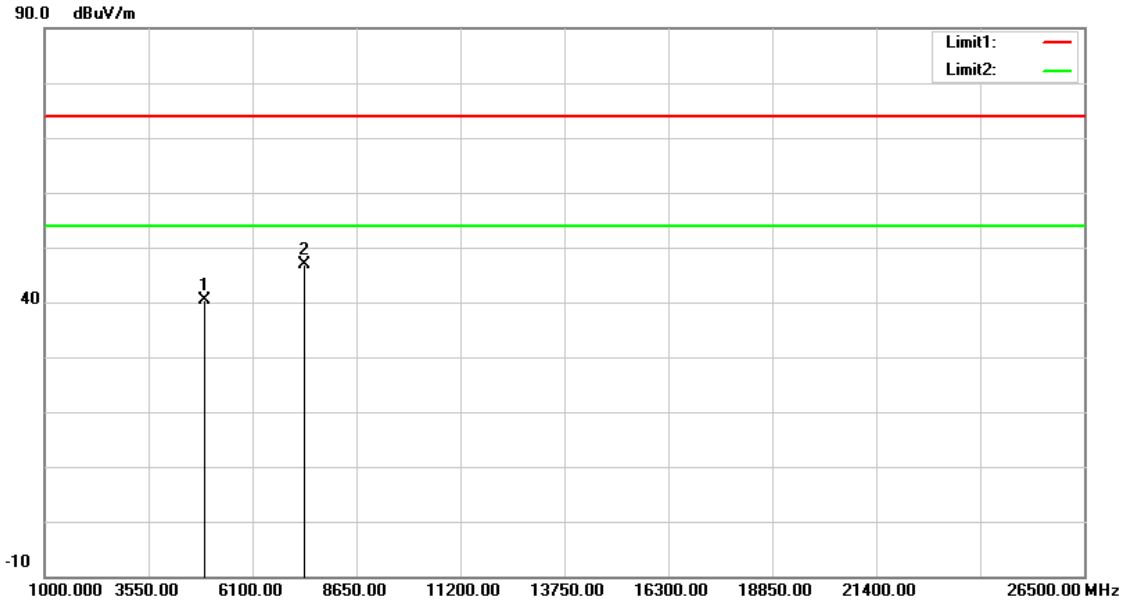

No.	Frequency (MHz)	Reading (dBuV)	Correct Factor (dB/m)	Result (dBuV/m)	Limit (dBuV/m)	Margin (dB)	Remark
1	4924.000	34.20	6.28	40.48	74.00	-33.52	peak
2	7386.000	33.77	12.99	46.76	74.00	-27.24	peak

Note:1.Result (dBuV/m) = Correct Factor (dB/m) + Reading(dBuV).

2.Correction factor (dB/m) = Antenna Factor (dB/m) + Cable loss (dB) – Pre-Amplifier gain (dB).

3.When the peak results are less than average limit, so not need to evaluate the average.

Standard:	FCC Part 15.247	Test Distance:	3m
Frequency:	2462 MHz		
Mode:	Mode 6		
Ant.Polar.:	Vertical		

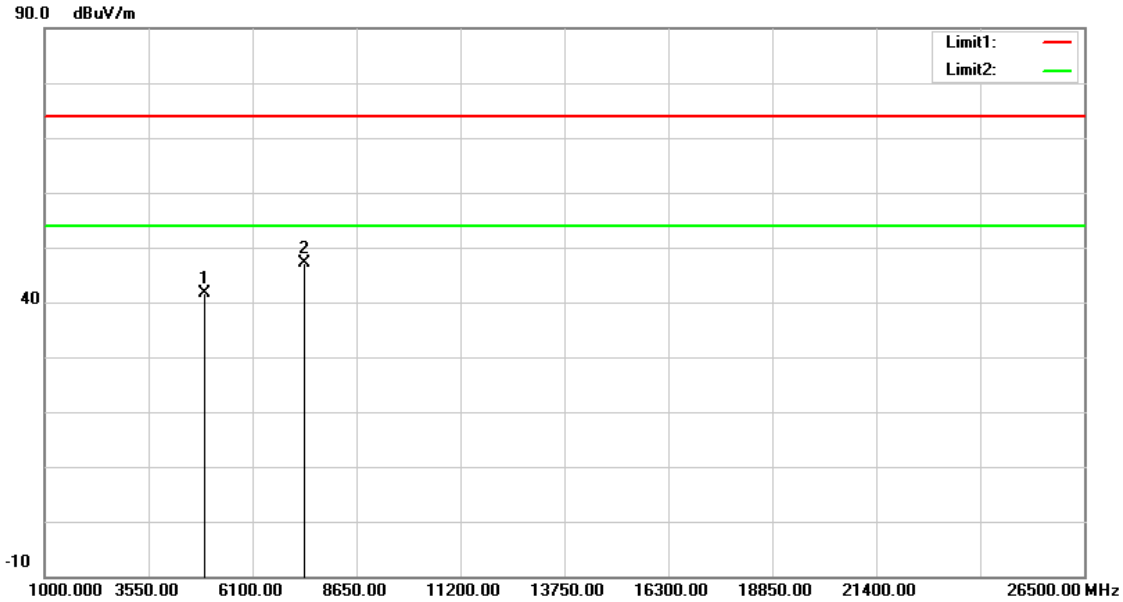

No.	Frequency (MHz)	Reading (dBuV)	Correct Factor (dB/m)	Result (dBuV/m)	Limit (dBuV/m)	Margin (dB)	Remark
1	4924.000	35.32	6.28	41.60	74.00	-32.40	peak
2	7386.000	34.19	12.99	47.18	74.00	-26.82	peak

Note:1.Result (dBuV/m) = Correct Factor (dB/m) + Reading(dBuV).

2.Correction factor (dB/m) = Antenna Factor (dB/m) + Cable loss (dB) – Pre-Amplifier gain (dB).

3.When the peak results are less than average limit, so not need to evaluate the average.

Standard:	FCC Part 15.247	Test Distance:	3m
Frequency:	2422 MHz		
Mode:	Mode 7		
Ant.Polar.:	Horizontal		

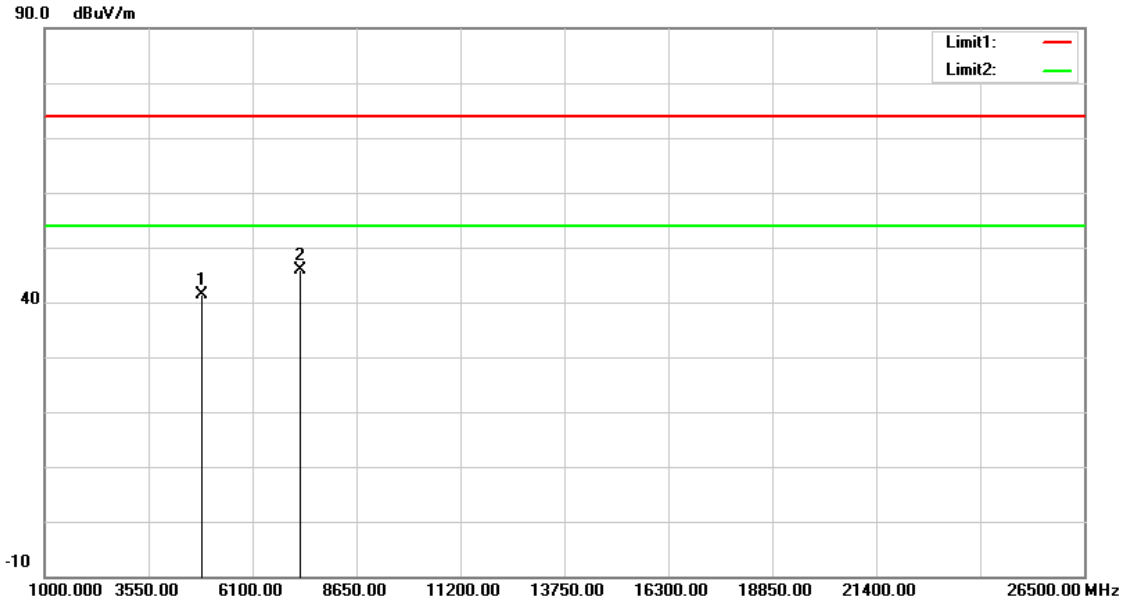

No.	Frequency (MHz)	Reading (dBuV)	Correct Factor (dB/m)	Result (dBuV/m)	Limit (dBuV/m)	Margin (dB)	Remark
1	4844.000	35.46	6.04	41.50	74.00	-32.50	peak
2	7266.000	33.30	12.59	45.89	74.00	-28.11	peak

Note:1.Result (dBuV/m) = Correct Factor (dB/m) + Reading(dBuV).

2.Correction factor (dB/m) = Antenna Factor (dB/m) + Cable loss (dB) – Pre-Amplifier gain (dB).

3.When the peak results are less than average limit, so not need to evaluate the average.

Standard:	FCC Part 15.247	Test Distance:	3m
Frequency:	2422 MHz		
Mode:	Mode 7		
Ant.Polar.:	Vertical		

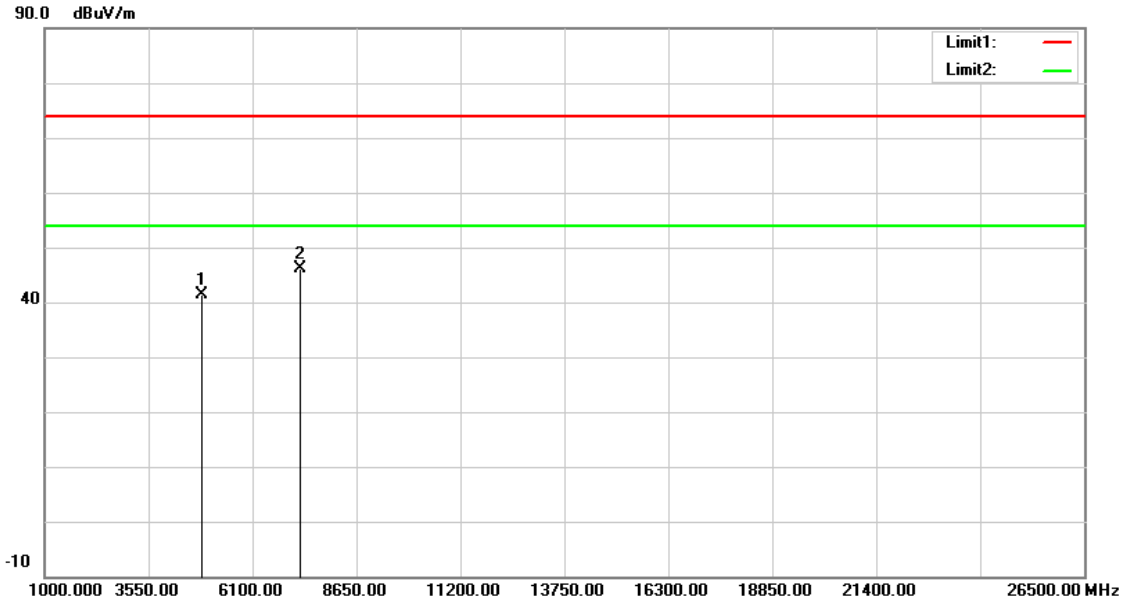

No.	Frequency (MHz)	Reading (dBuV)	Correct Factor (dB/m)	Result (dBuV/m)	Limit (dBuV/m)	Margin (dB)	Remark
1	4844.000	35.22	6.04	41.26	74.00	-32.74	peak
2	7266.000	33.47	12.59	46.06	74.00	-27.94	peak

Note:1.Result (dBuV/m) = Correct Factor (dB/m) + Reading(dBuV).

2.Correction factor (dB/m) = Antenna Factor (dB/m) + Cable loss (dB) – Pre-Amplifier gain (dB).

3.When the peak results are less than average limit, so not need to evaluate the average.

Standard:	FCC Part 15.247	Test Distance:	3m
Frequency:	2437 MHz		
Mode:	Mode 7		
Ant.Polar.:	Horizontal		

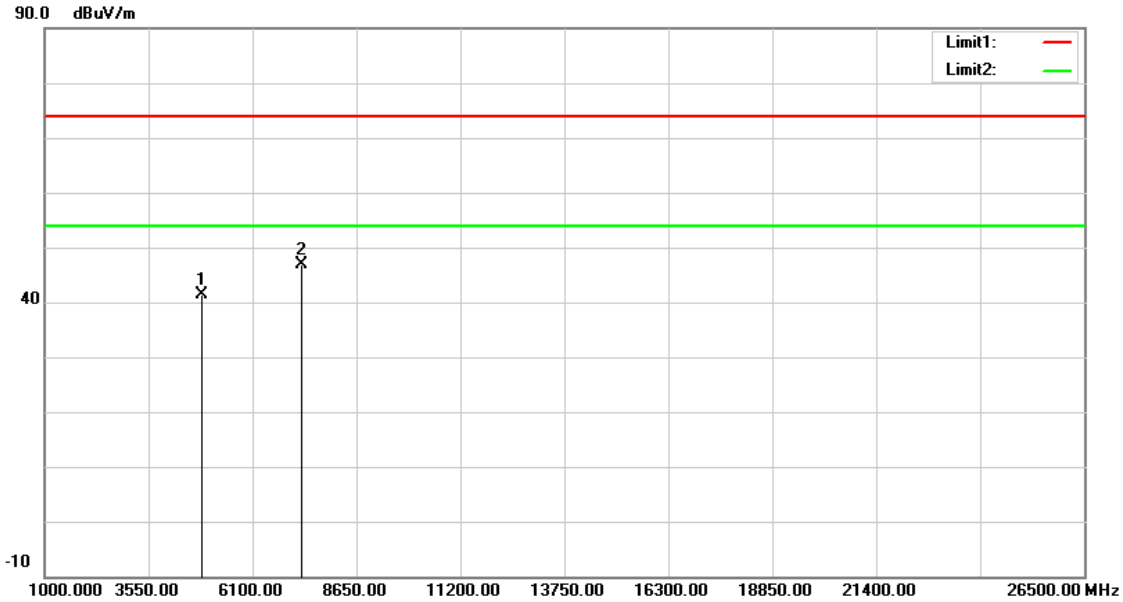

No.	Frequency (MHz)	Reading (dBuV)	Correct Factor (dB/m)	Result (dBuV/m)	Limit (dBuV/m)	Margin (dB)	Remark
1	4874.000	35.35	6.12	41.47	74.00	-32.53	peak
2	7311.000	34.10	12.73	46.83	74.00	-27.17	peak

Note:1.Result (dBuV/m) = Correct Factor (dB/m) + Reading(dBuV).

2.Correction factor (dB/m) = Antenna Factor (dB/m) + Cable loss (dB) – Pre-Amplifier gain (dB).

3.When the peak results are less than average limit, so not need to evaluate the average.

Standard:	FCC Part 15.247	Test Distance:	3m
Frequency:	2437 MHz		
Mode:	Mode 7		
Ant.Polar.:	Vertical		

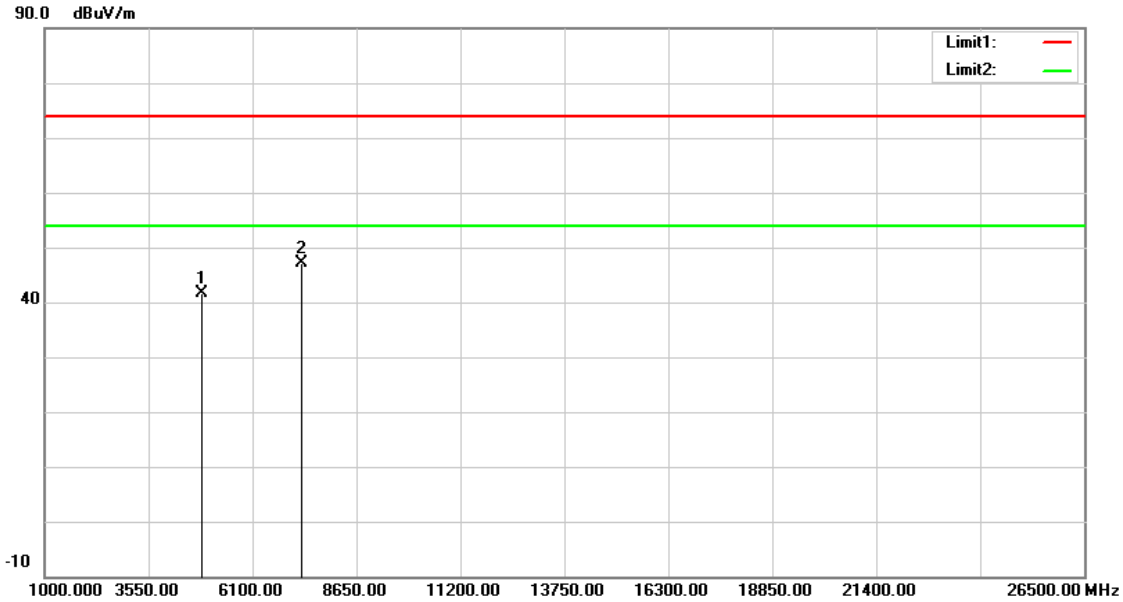

No.	Frequency (MHz)	Reading (dBuV)	Correct Factor (dB/m)	Result (dBuV/m)	Limit (dBuV/m)	Margin (dB)	Remark
1	4874.000	35.63	6.12	41.75	74.00	-32.25	peak
2	7311.000	34.45	12.73	47.18	74.00	-26.82	peak

Note:1.Result (dBuV/m) = Correct Factor (dB/m) + Reading(dBuV).

2.Correction factor (dB/m) = Antenna Factor (dB/m) + Cable loss (dB) – Pre-Amplifier gain (dB).

3.When the peak results are less than average limit, so not need to evaluate the average.

Standard:	FCC Part 15.247	Test Distance:	3m
Frequency:	2452 MHz		
Mode:	Mode 7		
Ant.Polar.:	Horizontal		

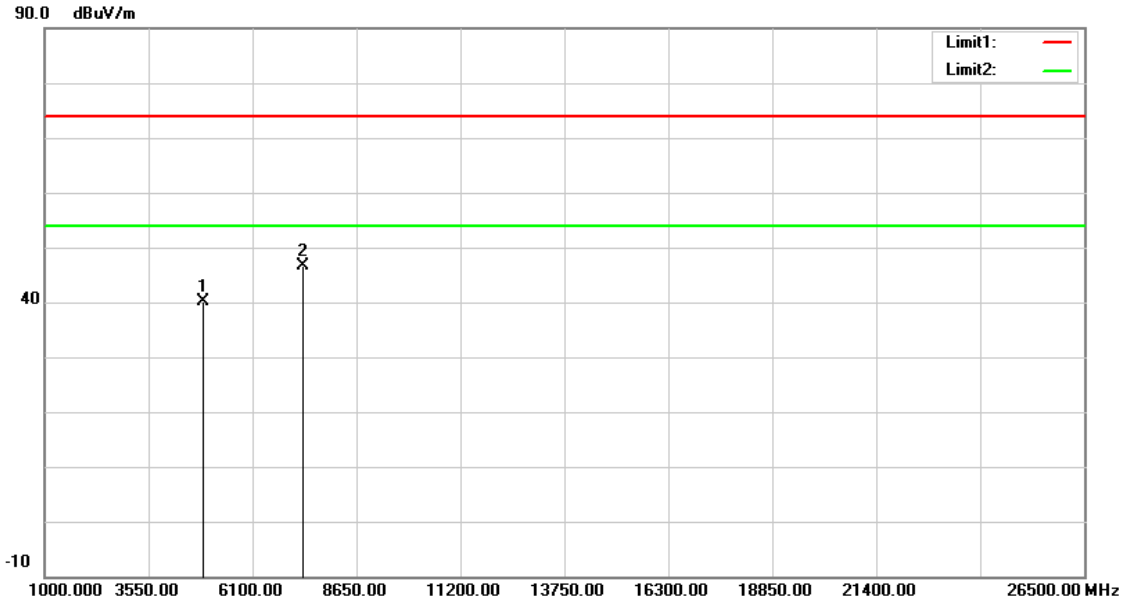

No.	Frequency (MHz)	Reading (dBuV)	Correct Factor (dB/m)	Result (dBuV/m)	Limit (dBuV/m)	Margin (dB)	Remark
1	4904.000	33.98	6.21	40.19	74.00	-33.81	peak
2	7356.000	33.77	12.89	46.66	74.00	-27.34	peak

Note:1.Result (dBuV/m) = Correct Factor (dB/m) + Reading(dBuV).

2.Correction factor (dB/m) = Antenna Factor (dB/m) + Cable loss (dB) – Pre-Amplifier gain (dB).

3.When the peak results are less than average limit, so not need to evaluate the average.

Standard:	FCC Part 15.247	Test Distance:	3m
Frequency:	2452 MHz		
Mode:	Mode 7		
Ant.Polar.:	Vertical		

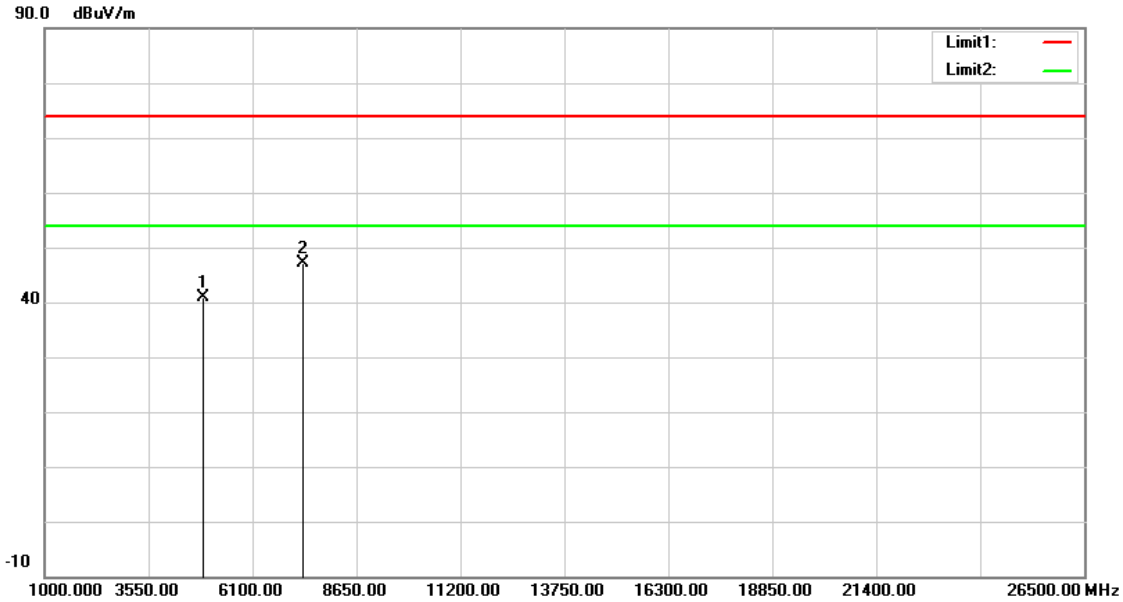

No.	Frequency (MHz)	Reading (dBuV)	Correct Factor (dB/m)	Result (dBuV/m)	Limit (dBuV/m)	Margin (dB)	Remark
1	4904.000	34.56	6.21	40.77	74.00	-33.23	peak
2	7356.000	34.36	12.89	47.25	74.00	-26.75	peak

Note:1.Result (dBuV/m) = Correct Factor (dB/m) + Reading(dBuV).

2.Correction factor (dB/m) = Antenna Factor (dB/m) + Cable loss (dB) – Pre-Amplifier gain (dB).

3.When the peak results are less than average limit, so not need to evaluate the average.

Standard:	FCC Part 15.247	Test Distance:	3m
Test item:	Simultaneous Transmitting		
Mode:	2.4 G + 5 G		
Ant.Polar.:	Horizontal		

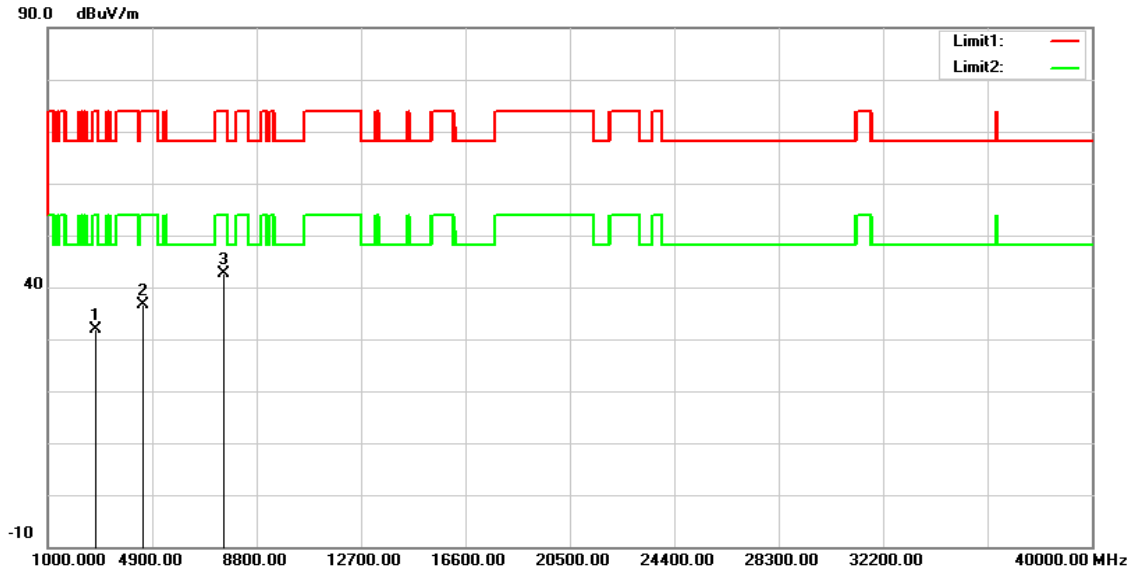

No.	Frequency (MHz)	Reading (dBuV)	Correct Factor (dB/m)	Result (dBuV/m)	Limit (dBuV/m)	Margin (dB)	Remark
1	2802.000	31.35	0.56	31.91	74.00	-42.09	peak
2	4570.000	31.54	5.19	36.73	74.00	-37.27	peak
3	7579.000	29.19	13.55	42.74	74.00	-31.26	peak

Note:1.Result (dBuV/m) = Correct Factor (dB/m) + Reading(dBuV).

2.Correction factor (dB/m) = Antenna Factor (dB/m) + Cable loss (dB) – Pre-Amplifier gain (dB).

3.When the peak results are less than average limit, so not need to evaluate the average.

Standard:	FCC Part 15.247	Test Distance:	3m
Test item:	Simultaneous Transmitting		
Mode:	2.4 G + 5 G		
Ant.Polar.:	Vertical		

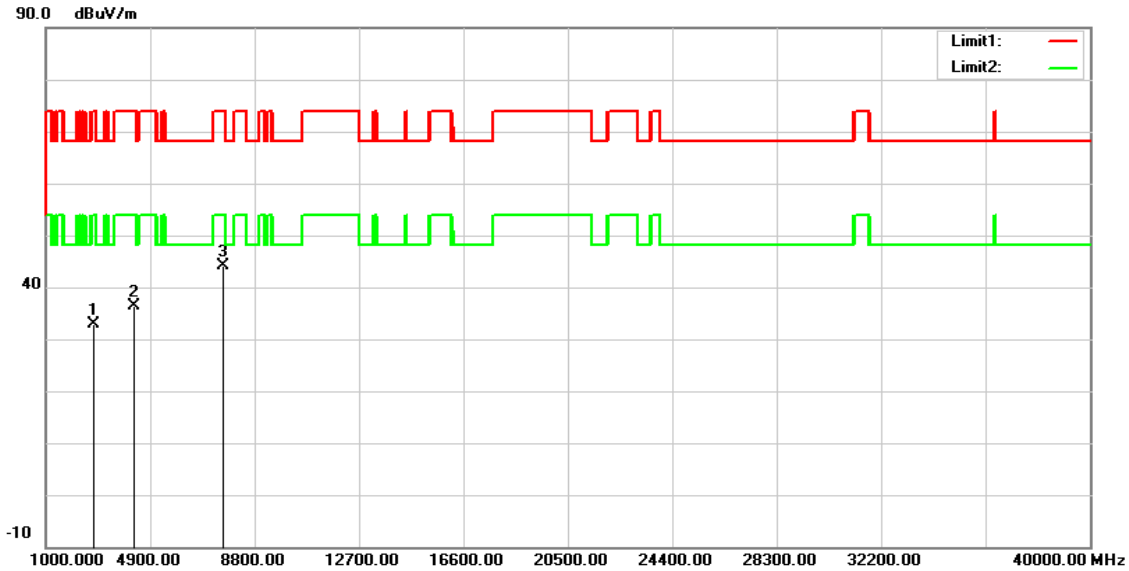

No.	Frequency (MHz)	Reading (dBuV)	Correct Factor (dB/m)	Result (dBuV/m)	Limit (dBuV/m)	Margin (dB)	Remark
1	2785.000	32.24	0.52	32.76	74.00	-41.24	peak
2	4298.000	31.81	4.60	36.41	74.00	-37.59	peak
3	7647.000	30.40	13.69	44.09	74.00	-29.91	peak

Note:1.Result (dBuV/m) = Correct Factor (dB/m) + Reading(dBuV).

2.Correction factor (dB/m) = Antenna Factor (dB/m) + Cable loss (dB) – Pre-Amplifier gain (dB).

3.When the peak results are less than average limit, so not need to evaluate the average.

Band Edge

Standard:	FCC Part 15.247	Test Distance:	3m
Frequency:	2412 MHz		
Mode:	Mode 2		
Ant.Polar.:	Horizontal		

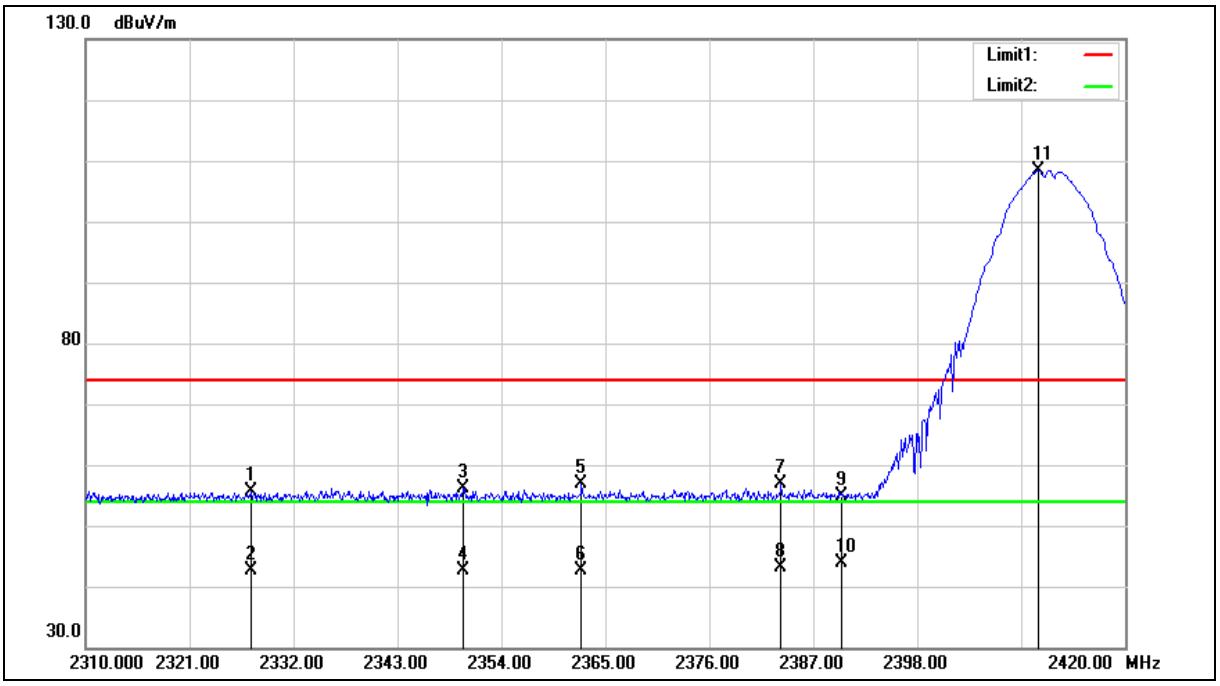

No.	Frequency (MHz)	Reading (dBuV)	Correct Factor (dB/m)	Result (dBuV/m)	Limit (dBuV/m)	Margin (dB)	Remark
1	2327.490	56.92	-1.19	55.73	74.00	-18.27	peak
2	2327.490	43.94	-1.19	42.75	54.00	-11.25	AVG
3	2349.930	57.29	-1.07	56.22	74.00	-17.78	peak
4	2349.930	43.78	-1.07	42.71	54.00	-11.29	AVG
5	2362.470	57.95	-1.02	56.93	74.00	-17.07	peak
6	2362.470	43.64	-1.02	42.62	54.00	-11.38	AVG
7	2383.590	57.90	-0.91	56.99	74.00	-17.01	peak
8	2383.590	43.92	-0.91	43.01	54.00	-10.99	AVG
9	2390.000	55.67	-0.87	54.80	74.00	-19.20	peak
10	2390.000	44.76	-0.87	43.89	54.00	-10.11	AVG
11	2410.870	109.16	-0.76	108.40	--	--	peak

Note:1.Result (dBuV/m) = Correct Factor (dB/m) + Reading(dBuV).

2.Correction factor (dB/m) = Antenna Factor (dB/m) + Cable loss (dB) – Pre-Amplifier gain (dB).

3.When the peak results are less than average limit, so not need to evaluate the average.

Standard:	FCC Part 15.247	Test Distance:	3m
Frequency:	2412 MHz		
Mode:	Mode 2		
Ant.Polar.:	Vertical		

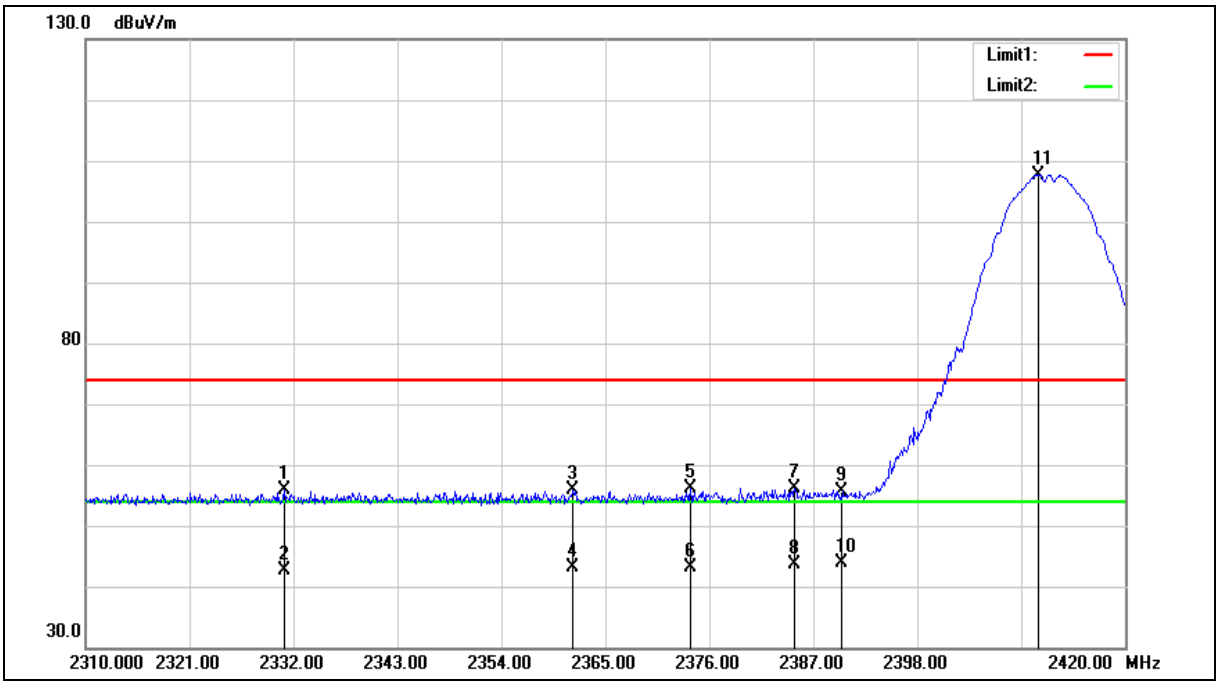

No.	Frequency (MHz)	Reading (dBuV)	Correct Factor (dB/m)	Result (dBuV/m)	Limit (dBuV/m)	Margin (dB)	Remark
1	2331.010	56.99	-1.16	55.83	74.00	-18.17	peak
2	2331.010	43.83	-1.16	42.67	54.00	-11.33	AVG
3	2361.590	56.78	-1.02	55.76	74.00	-18.24	peak
4	2361.590	44.04	-1.02	43.02	54.00	-10.98	AVG
5	2374.020	57.01	-0.96	56.05	74.00	-17.95	peak
6	2374.020	44.09	-0.96	43.13	54.00	-10.87	AVG
7	2385.020	56.97	-0.90	56.07	74.00	-17.93	peak
8	2385.020	44.49	-0.90	43.59	54.00	-10.41	AVG
9	2390.000	56.38	-0.87	55.51	74.00	-18.49	peak
10	2390.000	44.79	-0.87	43.92	54.00	-10.08	AVG
11	2410.870	108.47	-0.76	107.71	--	--	peak

Note:1.Result (dBuV/m) = Correct Factor (dB/m) + Reading(dBuV).

2.Correction factor (dB/m) = Antenna Factor (dB/m) + Cable loss (dB) – Pre-Amplifier gain (dB).

3.When the peak results are less than average limit, so not need to evaluate the average.

Standard:	FCC Part 15.247	Test Distance:	3m
Frequency:	2437 MHz		
Mode:	Mode 2		
Ant.Polar.:	Horizontal		

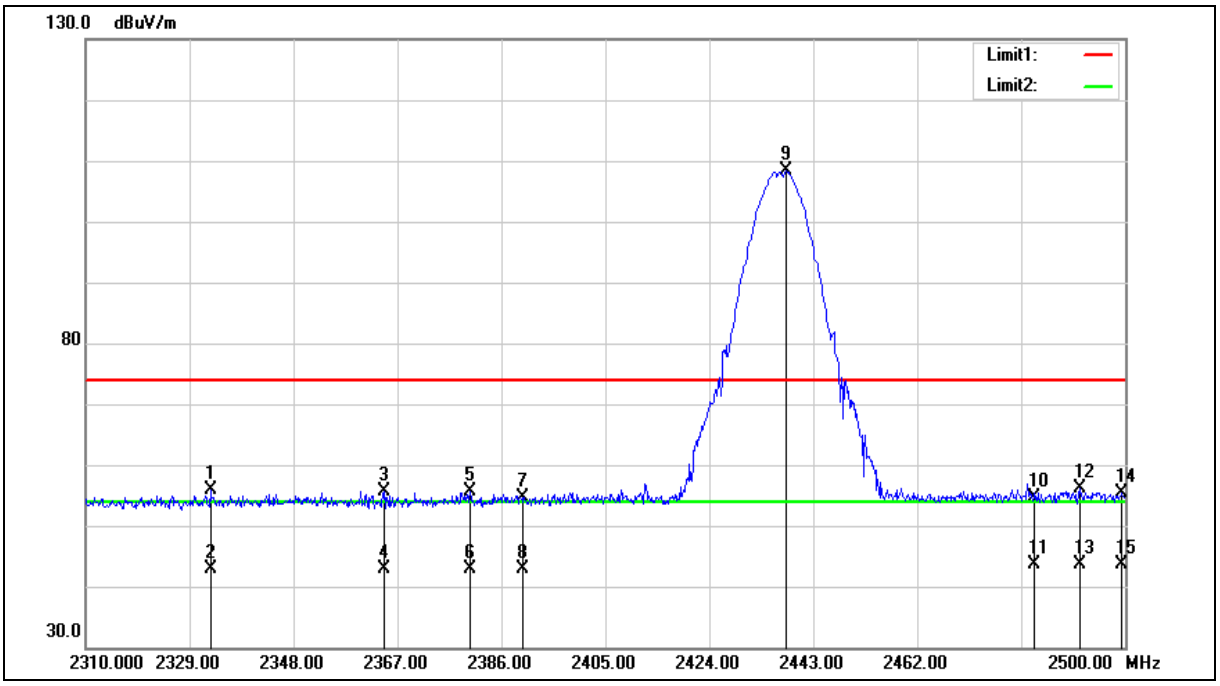

No.	Frequency (MHz)	Reading (dBuV)	Correct Factor (dB/m)	Result (dBuV/m)	Limit (dBuV/m)	Margin (dB)	Remark
1	2332.800	56.93	-1.16	55.77	74.00	-18.23	peak
2	2332.800	43.96	-1.16	42.80	54.00	-11.20	AVG
3	2364.530	56.65	-1.00	55.65	74.00	-18.35	peak
4	2364.530	43.86	-1.00	42.86	54.00	-11.14	AVG
5	2380.300	56.62	-0.93	55.69	74.00	-18.31	peak
6	2380.300	43.83	-0.93	42.90	54.00	-11.10	AVG
7	2390.000	55.43	-0.87	54.56	74.00	-19.44	peak
8	2390.000	43.84	-0.87	42.97	54.00	-11.03	AVG
9	2438.060	108.92	-0.63	108.29	--	--	peak
10	2483.500	54.94	-0.40	54.54	74.00	-19.46	peak
11	2483.500	43.91	-0.40	43.51	54.00	-10.49	AVG

Note:1.Result (dBuV/m) = Correct Factor (dB/m) + Reading(dBuV).

2.Correction factor (dB/m) = Antenna Factor (dB/m) + Cable loss (dB) – Pre-Amplifier gain (dB).

3.When the peak results are less than average limit, so not need to evaluate the average.

Standard:	FCC Part 15.247	Test Distance:	3m
Frequency:	2437 MHz		
Mode:	Mode 2		
Ant.Polar.:	Horizontal		

No.	Frequency (MHz)	Reading (dBuV)	Correct Factor (dB/m)	Result (dBuV/m)	Limit (dBuV/m)	Margin (dB)	Remark
12	2491.640	56.59	-0.35	56.24	74.00	-17.76	peak
13	2491.640	43.96	-0.35	43.61	54.00	-10.39	AVG
14	2499.430	55.65	-0.31	55.34	74.00	-18.66	peak
15	2499.430	44.06	-0.31	43.75	54.00	-10.25	AVG

Note:1.Result (dBuV/m) = Correct Factor (dB/m) + Reading(dBuV).

2.Correction factor (dB/m) = Antenna Factor (dB/m) + Cable loss (dB) – Pre-Amplifier gain (dB).

3.When the peak results are less than average limit, so not need to evaluate the average.

Standard:	FCC Part 15.247	Test Distance:	3m
Frequency:	2437 MHz		
Mode:	Mode 2		
Ant.Polar.:	Vertical		

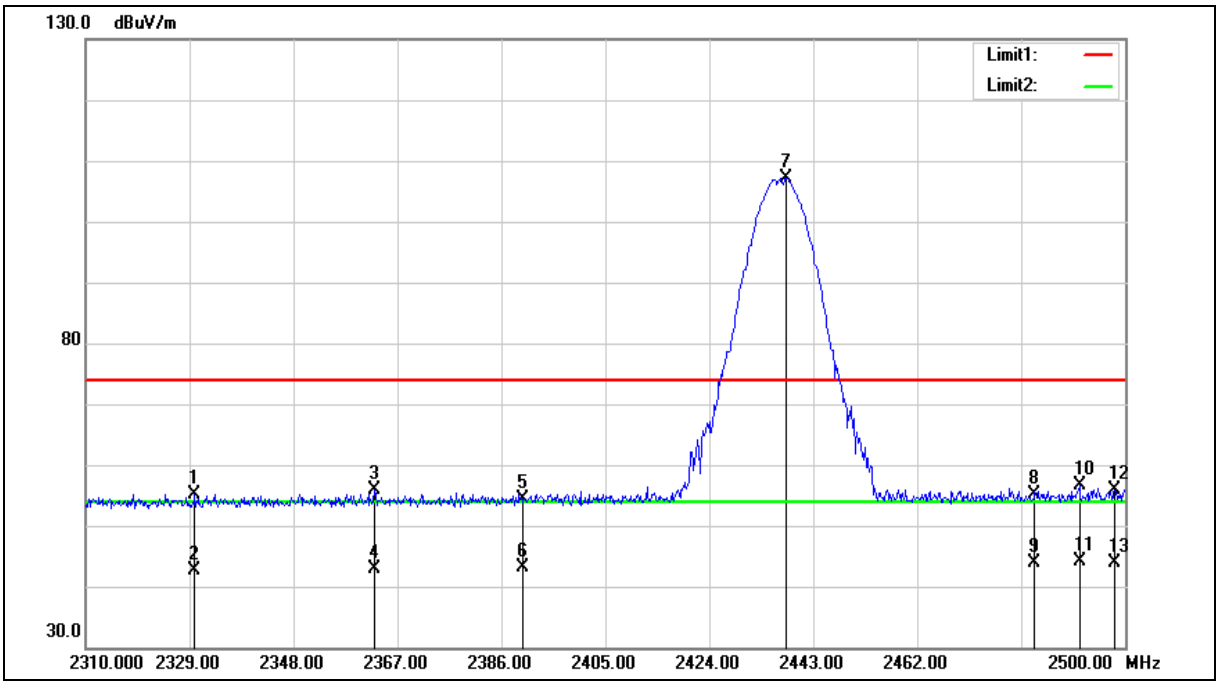

No.	Frequency (MHz)	Reading (dBuV)	Correct Factor (dB/m)	Result (dBuV/m)	Limit (dBuV/m)	Margin (dB)	Remark
1	2329.950	56.37	-1.17	55.20	74.00	-18.80	peak
2	2329.950	43.81	-1.17	42.64	54.00	-11.36	AVG
3	2362.820	56.89	-1.02	55.87	74.00	-18.13	peak
4	2362.820	43.93	-1.02	42.91	54.00	-11.09	AVG
5	2390.000	55.27	-0.87	54.40	74.00	-19.60	peak
6	2390.000	44.10	-0.87	43.23	54.00	-10.77	AVG
7	2438.060	107.78	-0.63	107.15	--	--	peak
8	2483.500	55.48	-0.40	55.08	74.00	-18.92	peak
9	2483.500	44.18	-0.40	43.78	54.00	-10.22	AVG
10	2491.640	56.99	-0.35	56.64	74.00	-17.36	peak
11	2491.640	44.38	-0.35	44.03	54.00	-9.97	AVG

Note:1.Result (dBuV/m) = Correct Factor (dB/m) + Reading(dBuV).

2.Correction factor (dB/m) = Antenna Factor (dB/m) + Cable loss (dB) – Pre-Amplifier gain (dB).

3.When the peak results are less than average limit, so not need to evaluate the average.

Standard:	FCC Part 15.247	Test Distance:	3m
Frequency:	2437 MHz		
Mode:	Mode 2		
Ant.Polar.:	Vertical		

No.	Frequency (MHz)	Reading (dBuV)	Correct Factor (dB/m)	Result (dBuV/m)	Limit (dBuV/m)	Margin (dB)	Remark
12	2498.100	56.15	-0.32	55.83	74.00	-18.17	peak
13	2498.100	44.13	-0.32	43.81	54.00	-10.19	AVG

Note:1.Result (dBuV/m) = Correct Factor (dB/m) + Reading(dBuV).

2.Correction factor (dB/m) = Antenna Factor (dB/m) + Cable loss (dB) – Pre-Amplifier gain (dB).

3.When the peak results are less than average limit, so not need to evaluate the average.

Standard:	FCC Part 15.247	Test Distance:	3m
Frequency:	2462 MHz		
Mode:	Mode 2		
Ant.Polar.:	Horizontal		

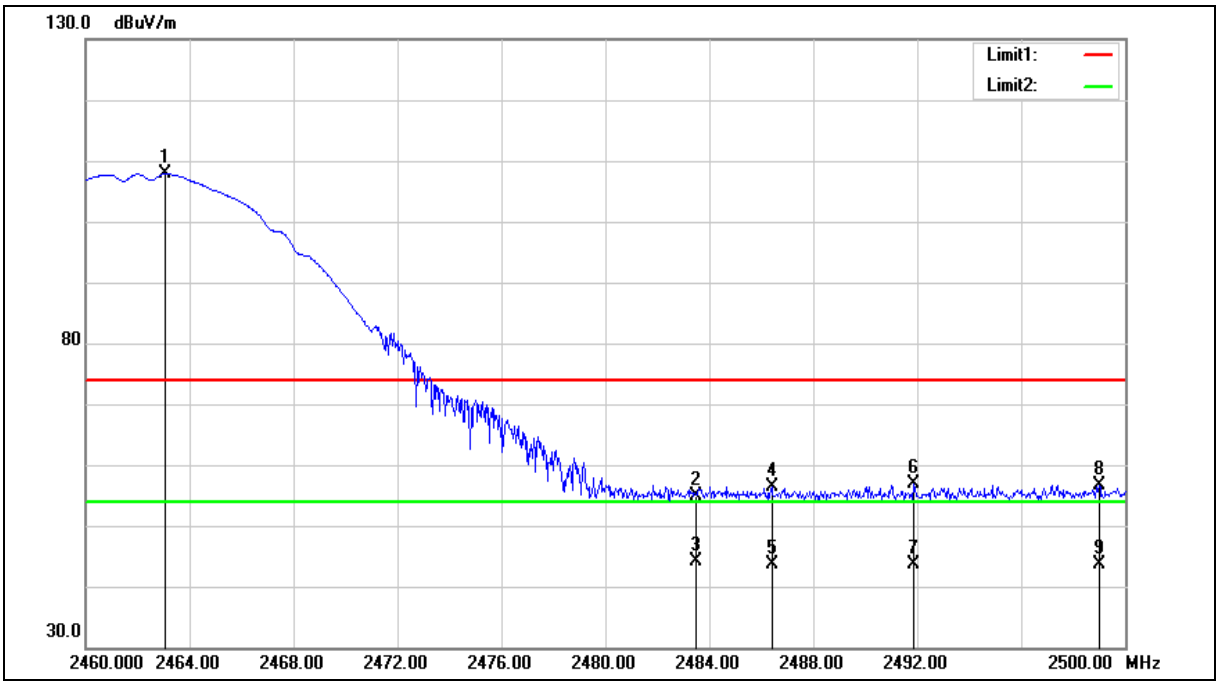

No.	Frequency (MHz)	Reading (dBuV)	Correct Factor (dB/m)	Result (dBuV/m)	Limit (dBuV/m)	Margin (dB)	Remark
1	2463.080	108.32	-0.50	107.82	--	--	peak
2	2483.500	55.40	-0.40	55.00	74.00	-19.00	peak
3	2483.500	44.50	-0.40	44.10	54.00	-9.90	AVG
4	2486.400	56.71	-0.38	56.33	74.00	-17.67	peak
5	2486.400	43.93	-0.38	43.55	54.00	-10.45	AVG
6	2491.880	57.27	-0.35	56.92	74.00	-17.08	peak
7	2491.880	43.93	-0.35	43.58	54.00	-10.42	AVG
8	2499.000	57.05	-0.31	56.74	74.00	-17.26	peak
9	2499.000	44.01	-0.31	43.70	54.00	-10.30	AVG

Note:1.Result (dBuV/m) = Correct Factor (dB/m) + Reading(dBuV).

2.Correction factor (dB/m) = Antenna Factor (dB/m) + Cable loss (dB) – Pre-Amplifier gain (dB).

3.When the peak results are less than average limit, so not need to evaluate the average.

Standard:	FCC Part 15.247	Test Distance:	3m
Frequency:	2462 MHz		
Mode:	Mode 2		
Ant.Polar.:	Vertical		

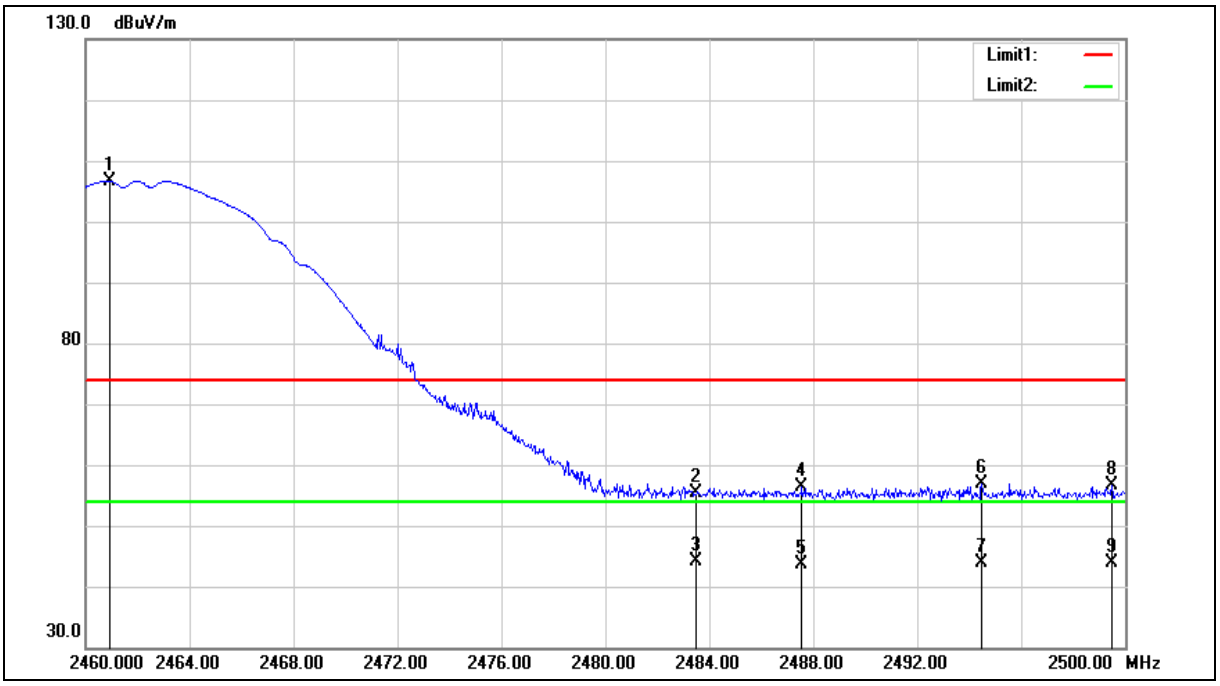

No.	Frequency (MHz)	Reading (dBuV)	Correct Factor (dB/m)	Result (dBuV/m)	Limit (dBuV/m)	Margin (dB)	Remark
1	2460.920	107.18	-0.51	106.67	--	--	peak
2	2483.500	55.66	-0.40	55.26	74.00	-18.74	peak
3	2483.500	44.61	-0.40	44.21	54.00	-9.79	AVG
4	2487.560	56.82	-0.37	56.45	74.00	-17.55	peak
5	2487.560	44.01	-0.37	43.64	54.00	-10.36	AVG
6	2494.480	57.18	-0.34	56.84	74.00	-17.16	peak
7	2494.480	44.10	-0.34	43.76	54.00	-10.24	AVG
8	2499.480	56.83	-0.31	56.52	74.00	-17.48	peak
9	2499.480	44.21	-0.31	43.90	54.00	-10.10	AVG

Note:1.Result (dBuV/m) = Correct Factor (dB/m) + Reading(dBuV).

2.Correction factor (dB/m) = Antenna Factor (dB/m) + Cable loss (dB) – Pre-Amplifier gain (dB).

3.When the peak results are less than average limit, so not need to evaluate the average.

Standard:	FCC Part 15.247	Test Distance:	3m
Frequency:	2412 MHz		
Mode:	Mode 3		
Ant.Polar.:	Horizontal		

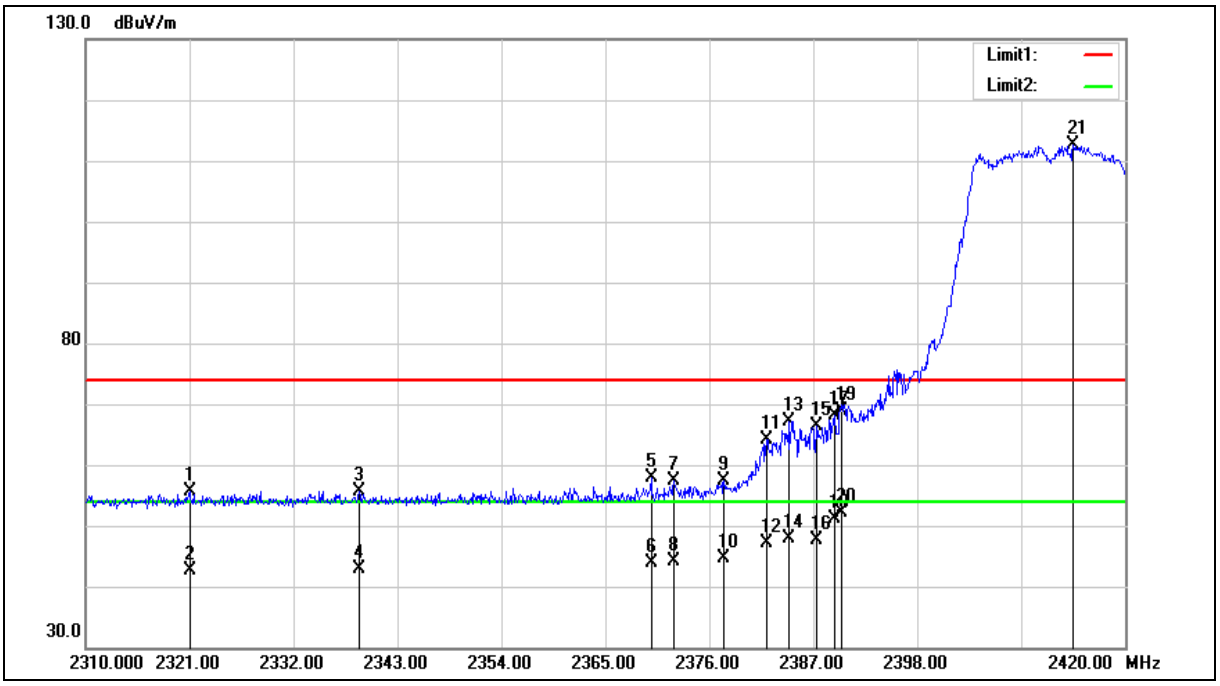

No.	Frequency (MHz)	Reading (dBuV)	Correct Factor (dB/m)	Result (dBuV/m)	Limit (dBuV/m)	Margin (dB)	Remark
1	2321.000	56.84	-1.22	55.62	74.00	-18.38	peak
2	2321.000	43.81	-1.22	42.59	54.00	-11.41	AVG
3	2338.930	56.73	-1.13	55.60	74.00	-18.40	peak
4	2338.930	43.93	-1.13	42.80	54.00	-11.20	AVG
5	2369.840	58.73	-0.97	57.76	74.00	-16.24	peak
6	2369.840	44.80	-0.97	43.83	54.00	-10.17	AVG
7	2372.260	58.22	-0.96	57.26	74.00	-16.74	peak
8	2372.260	44.97	-0.96	44.01	54.00	-9.99	AVG
9	2377.540	58.35	-0.94	57.41	74.00	-16.59	peak
10	2377.540	45.63	-0.94	44.69	54.00	-9.31	AVG
11	2382.050	65.00	-0.91	64.09	74.00	-9.91	peak

Note:1.Result (dBuV/m) = Correct Factor (dB/m) + Reading(dBuV).

2.Correction factor (dB/m) = Antenna Factor (dB/m) + Cable loss (dB) – Pre-Amplifier gain (dB).

3.When the peak results are less than average limit, so not need to evaluate the average.

Standard:	FCC Part 15.247	Test Distance:	3m
Frequency:	2412 MHz		
Mode:	Mode 3		
Ant.Polar.:	Horizontal		

No.	Frequency (MHz)	Reading (dBuV)	Correct Factor (dB/m)	Result (dBuV/m)	Limit (dBuV/m)	Margin (dB)	Remark
12	2382.050	47.94	-0.91	47.03	54.00	-6.97	AVG
13	2384.470	68.09	-0.90	67.19	74.00	-6.81	peak
14	2384.470	48.71	-0.90	47.81	54.00	-6.19	AVG
15	2387.330	67.32	-0.88	66.44	74.00	-7.56	peak
16	2387.330	48.56	-0.88	47.68	54.00	-6.32	AVG
17	2389.200	68.94	-0.88	68.06	74.00	-5.94	peak
18	2389.200	52.06	-0.88	51.18	54.00	-2.82	AVG
19	2390.000	69.73	-0.87	68.86	74.00	-5.14	peak
20	2390.000	53.09	-0.87	52.22	54.00	-1.78	AVG
21	2414.500	113.40	-0.75	112.65	--	--	peak

Note:1.Result (dBuV/m) = Correct Factor (dB/m) + Reading(dBuV).

2.Correction factor (dB/m) = Antenna Factor (dB/m) + Cable loss (dB) – Pre-Amplifier gain (dB).

3.When the peak results are less than average limit, so not need to evaluate the average.

Standard:	FCC Part 15.247	Test Distance:	3m
Frequency:	2412 MHz		
Mode:	Mode 3		
Ant.Polar.:	Vertical		

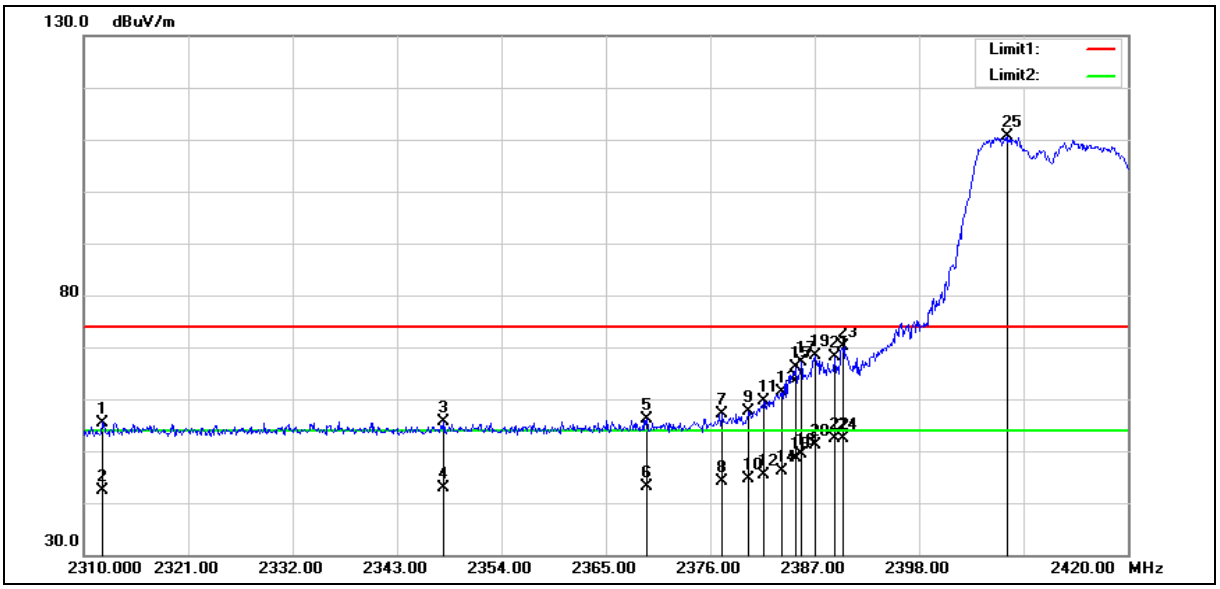

No.	Frequency (MHz)	Reading (dBuV)	Correct Factor (dB/m)	Result (dBuV/m)	Limit (dBuV/m)	Margin (dB)	Remark
1	2311.980	56.76	-1.26	55.50	74.00	-18.50	peak
2	2311.980	43.57	-1.26	42.31	54.00	-11.69	AVG
3	2347.950	56.74	-1.08	55.66	74.00	-18.34	peak
4	2347.950	43.86	-1.08	42.78	54.00	-11.22	AVG
5	2369.290	57.01	-0.97	56.04	74.00	-17.96	peak
6	2369.290	44.15	-0.97	43.18	54.00	-10.82	AVG
7	2377.210	58.16	-0.94	57.22	74.00	-16.78	peak
8	2377.210	44.99	-0.94	44.05	54.00	-9.95	AVG
9	2380.070	58.64	-0.93	57.71	74.00	-16.29	peak
10	2380.070	45.48	-0.93	44.55	54.00	-9.45	AVG
11	2381.610	60.55	-0.91	59.64	74.00	-14.36	peak

Note:1.Result (dBuV/m) = Correct Factor (dB/m) + Reading(dBuV).

2.Correction factor (dB/m) = Antenna Factor (dB/m) + Cable loss (dB) – Pre-Amplifier gain (dB).

3.When the peak results are less than average limit, so not need to evaluate the average.

Standard:	FCC Part 15.247	Test Distance:	3m
Frequency:	2412 MHz		
Mode:	Mode 3		
Ant.Polar.:	Vertical		

No.	Frequency (MHz)	Reading (dBuV)	Correct Factor (dB/m)	Result (dBuV/m)	Limit (dBuV/m)	Margin (dB)	Remark
12	2381.610	46.23	-0.91	45.32	54.00	-8.68	AVG
13	2383.480	62.36	-0.91	61.45	74.00	-12.55	peak
14	2383.480	47.14	-0.91	46.23	54.00	-7.77	AVG
15	2385.020	66.95	-0.90	66.05	74.00	-7.95	peak
16	2385.020	49.62	-0.90	48.72	54.00	-5.28	AVG
17	2385.570	67.99	-0.90	67.09	74.00	-6.91	peak
18	2385.570	50.24	-0.90	49.34	54.00	-4.66	AVG
19	2387.110	69.26	-0.88	68.38	74.00	-5.62	peak
20	2387.110	52.07	-0.88	51.19	54.00	-2.81	AVG
21	2389.090	68.96	-0.88	68.08	74.00	-5.92	peak
22	2389.090	53.29	-0.88	52.41	54.00	-1.59	AVG
23	2390.000	70.96	-0.87	70.09	74.00	-3.91	peak
24	2390.000	53.14	-0.87	52.27	54.00	-1.73	AVG
25	2407.350	111.40	-0.79	110.61	--	--	peak

Note:1.Result (dBuV/m) = Correct Factor (dB/m) + Reading(dBuV).

2.Correction factor (dB/m) = Antenna Factor (dB/m) + Cable loss (dB) – Pre-Amplifier gain (dB).

3.When the peak results are less than average limit, so not need to evaluate the average.

Standard:	FCC Part 15.247	Test Distance:	3m
Frequency:	2437 MHz		
Mode:	Mode 3		
Ant.Polar.:	Horizontal		

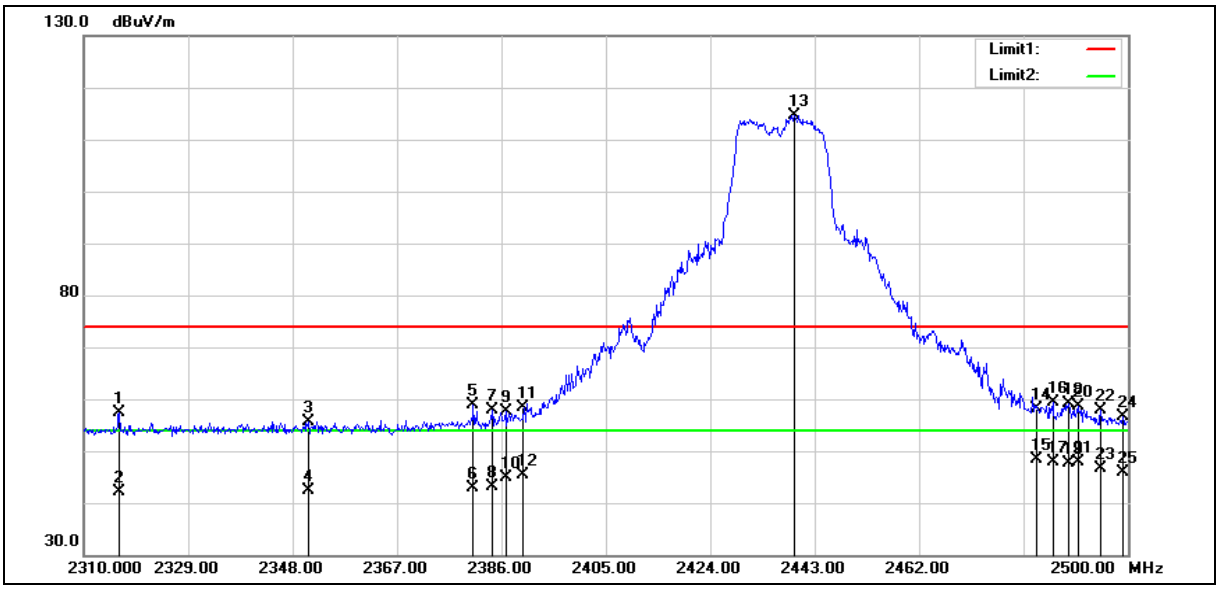

No.	Frequency (MHz)	Reading (dBuV)	Correct Factor (dB/m)	Result (dBuV/m)	Limit (dBuV/m)	Margin (dB)	Remark
1	2316.460	58.56	-1.24	57.32	74.00	-16.68	peak
2	2316.460	43.38	-1.24	42.14	54.00	-11.86	AVG
3	2350.850	56.80	-1.07	55.73	74.00	-18.27	peak
4	2350.850	43.53	-1.07	42.46	54.00	-11.54	AVG
5	2380.870	59.88	-0.92	58.96	74.00	-15.04	peak
6	2380.870	43.74	-0.92	42.82	54.00	-11.18	AVG
7	2384.290	58.79	-0.90	57.89	74.00	-16.11	peak
8	2384.290	43.93	-0.90	43.03	54.00	-10.97	AVG
9	2386.760	58.61	-0.89	57.72	74.00	-16.28	peak
10	2386.760	45.66	-0.89	44.77	54.00	-9.23	AVG
11	2390.000	59.22	-0.87	58.35	74.00	-15.65	peak

Note:1.Result (dBuV/m) = Correct Factor (dB/m) + Reading(dBuV).

2.Correction factor (dB/m) = Antenna Factor (dB/m) + Cable loss (dB) – Pre-Amplifier gain (dB).

3.When the peak results are less than average limit, so not need to evaluate the average.

Standard:	FCC Part 15.247	Test Distance:	3m
Frequency:	2437 MHz		
Mode:	Mode 3		
Ant.Polar.:	Horizontal		

No.	Frequency (MHz)	Reading (dBuV)	Correct Factor (dB/m)	Result (dBuV/m)	Limit (dBuV/m)	Margin (dB)	Remark
12	2390.000	46.14	-0.87	45.27	54.00	-8.73	AVG
13	2439.390	115.24	-0.62	114.62	--	--	peak
14	2483.500	58.48	-0.40	58.08	74.00	-15.92	peak
15	2483.500	48.68	-0.40	48.28	54.00	-5.72	AVG
16	2486.320	59.81	-0.38	59.43	74.00	-14.57	peak
17	2486.320	48.33	-0.38	47.95	54.00	-6.05	AVG
18	2489.170	59.56	-0.37	59.19	74.00	-14.81	peak
19	2489.170	48.12	-0.37	47.75	54.00	-6.25	AVG
20	2490.880	59.02	-0.36	58.66	74.00	-15.34	peak
21	2490.880	48.17	-0.36	47.81	54.00	-6.19	AVG
22	2495.060	58.27	-0.34	57.93	74.00	-16.07	peak
23	2495.060	46.91	-0.34	46.57	54.00	-7.43	AVG
24	2499.050	57.06	-0.31	56.75	74.00	-17.25	peak
25	2499.050	46.09	-0.31	45.78	54.00	-8.22	AVG

Note:1.Result (dBuV/m) = Correct Factor (dB/m) + Reading(dBuV).

2.Correction factor (dB/m) = Antenna Factor (dB/m) + Cable loss (dB) – Pre-Amplifier gain (dB).

3.When the peak results are less than average limit, so not need to evaluate the average.

Standard:	FCC Part 15.247	Test Distance:	3m
Frequency:	2437 MHz		
Mode:	Mode 3		
Ant.Polar.:	Vertical		

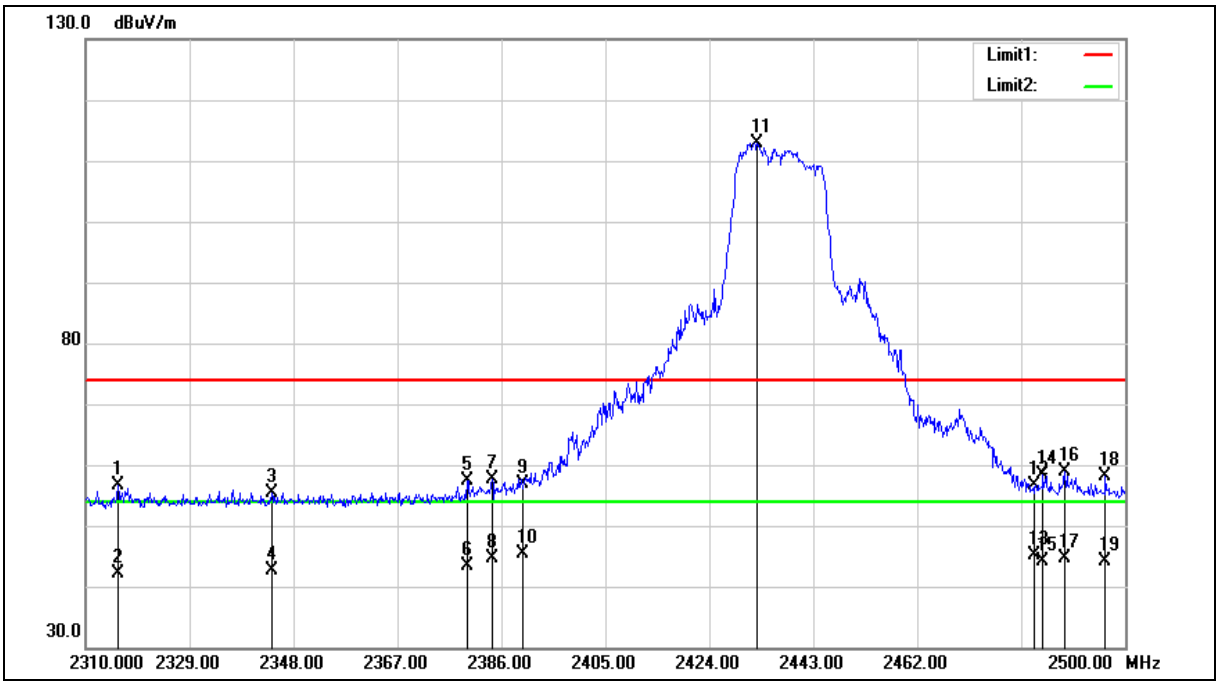

No.	Frequency (MHz)	Reading (dBuV)	Correct Factor (dB/m)	Result (dBuV/m)	Limit (dBuV/m)	Margin (dB)	Remark
1	2315.890	57.83	-1.25	56.58	74.00	-17.42	peak
2	2315.890	43.45	-1.25	42.20	54.00	-11.80	AVG
3	2344.010	56.43	-1.10	55.33	74.00	-18.67	peak
4	2344.010	43.74	-1.10	42.64	54.00	-11.36	AVG
5	2379.730	58.39	-0.93	57.46	74.00	-16.54	peak
6	2379.730	44.34	-0.93	43.41	54.00	-10.59	AVG
7	2384.290	58.52	-0.90	57.62	74.00	-16.38	peak
8	2384.290	45.59	-0.90	44.69	54.00	-9.31	AVG
9	2390.000	57.75	-0.87	56.88	74.00	-17.12	peak
10	2390.000	46.32	-0.87	45.45	54.00	-8.55	AVG
11	2432.740	113.50	-0.66	112.84	--	--	peak

Note:1.Result (dBuV/m) = Correct Factor (dB/m) + Reading(dBuV).

2.Correction factor (dB/m) = Antenna Factor (dB/m) + Cable loss (dB) – Pre-Amplifier gain (dB).

3.When the peak results are less than average limit, so not need to evaluate the average.

Standard:	FCC Part 15.247	Test Distance:	3m
Frequency:	2437 MHz		
Mode:	Mode 3		
Ant.Polar.:	Vertical		

No.	Frequency (MHz)	Reading (dBuV)	Correct Factor (dB/m)	Result (dBuV/m)	Limit (dBuV/m)	Margin (dB)	Remark
12	2483.500	56.97	-0.40	56.57	74.00	-17.43	peak
13	2483.500	45.54	-0.40	45.14	54.00	-8.86	AVG
14	2484.990	58.78	-0.39	58.39	74.00	-15.61	peak
15	2484.990	44.56	-0.39	44.17	54.00	-9.83	AVG
16	2488.980	59.18	-0.37	58.81	74.00	-15.19	peak
17	2488.980	44.90	-0.37	44.53	54.00	-9.47	AVG
18	2496.390	58.49	-0.33	58.16	74.00	-15.84	peak
19	2496.390	44.37	-0.33	44.04	54.00	-9.96	AVG

Note:1.Result (dBuV/m) = Correct Factor (dB/m) + Reading(dBuV).

2.Correction factor (dB/m) = Antenna Factor (dB/m) + Cable loss (dB) – Pre-Amplifier gain (dB).

3.When the peak results are less than average limit, so not need to evaluate the average.

Standard:	FCC Part 15.247	Test Distance:	3m
Frequency:	2462 MHz		
Mode:	Mode 3		
Ant.Polar.:	Horizontal		

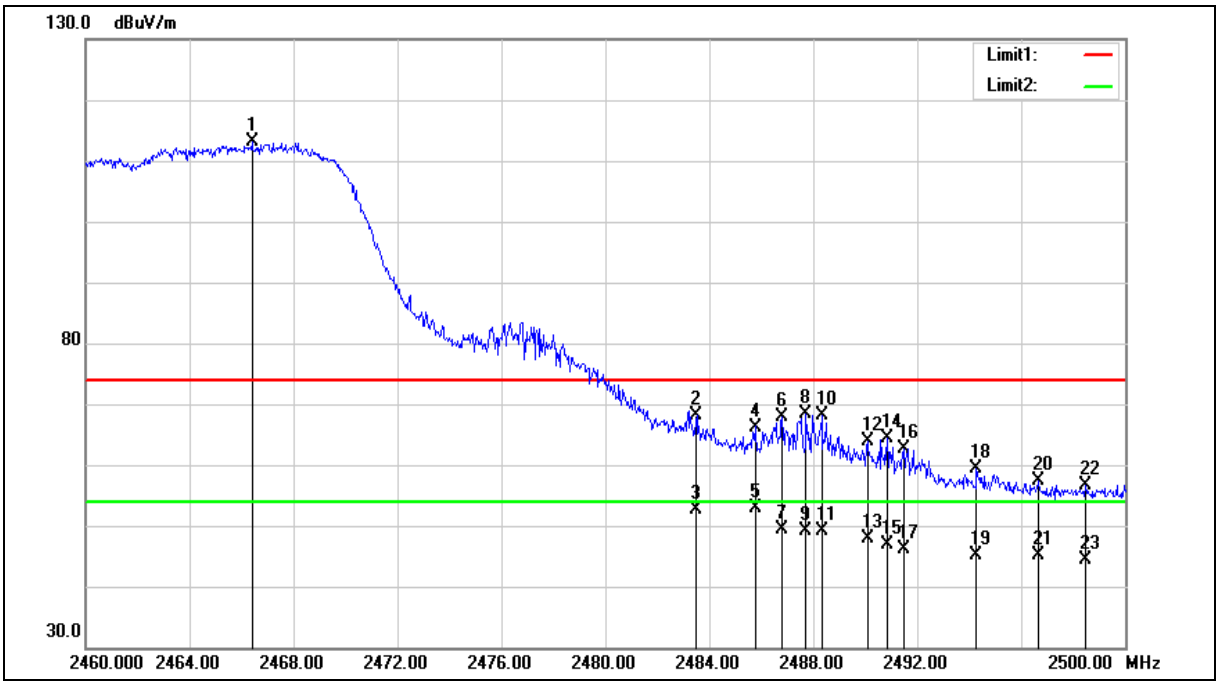

No.	Frequency (MHz)	Reading (dBuV)	Correct Factor (dB/m)	Result (dBuV/m)	Limit (dBuV/m)	Margin (dB)	Remark
1	2466.400	113.58	-0.48	113.10	--	--	peak
2	2483.500	68.58	-0.40	68.18	74.00	-5.82	peak
3	2483.500	53.05	-0.40	52.65	54.00	-1.35	AVG
4	2485.760	66.63	-0.38	66.25	74.00	-7.75	peak
5	2485.760	53.14	-0.38	52.76	54.00	-1.24	AVG
6	2486.800	68.24	-0.37	67.87	74.00	-6.13	peak
7	2486.800	49.86	-0.37	49.49	54.00	-4.51	AVG
8	2487.720	68.63	-0.37	68.26	74.00	-5.74	peak
9	2487.720	49.59	-0.37	49.22	54.00	-4.78	AVG
10	2488.320	68.40	-0.37	68.03	74.00	-5.97	peak
11	2488.320	49.62	-0.37	49.25	54.00	-4.75	AVG

Note:1.Result (dBuV/m) = Correct Factor (dB/m) + Reading(dBuV).

2.Correction factor (dB/m) = Antenna Factor (dB/m) + Cable loss (dB) – Pre-Amplifier gain (dB).

3.When the peak results are less than average limit, so not need to evaluate the average.

Standard:	FCC Part 15.247	Test Distance:	3m
Frequency:	2462 MHz		
Mode:	Mode 3		
Ant.Polar.:	Horizontal		

No.	Frequency (MHz)	Reading (dBuV)	Correct Factor (dB/m)	Result (dBuV/m)	Limit (dBuV/m)	Margin (dB)	Remark
11	2488.320	49.62	-0.37	49.25	54.00	-4.75	AVG
12	2490.080	64.16	-0.36	63.80	74.00	-10.20	peak
13	2490.080	48.15	-0.36	47.79	54.00	-6.21	AVG
14	2490.840	64.78	-0.36	64.42	74.00	-9.58	peak
15	2490.840	47.23	-0.36	46.87	54.00	-7.13	AVG
16	2491.480	63.08	-0.35	62.73	74.00	-11.27	peak
17	2491.480	46.55	-0.35	46.20	54.00	-7.80	AVG
18	2494.280	59.71	-0.34	59.37	74.00	-14.63	peak
19	2494.280	45.49	-0.34	45.15	54.00	-8.85	AVG
20	2496.680	57.75	-0.33	57.42	74.00	-16.58	peak
21	2496.680	45.43	-0.33	45.10	54.00	-8.90	AVG
22	2498.480	56.95	-0.32	56.63	74.00	-17.37	peak
23	2498.480	44.72	-0.32	44.40	54.00	-9.60	AVG

Note:1.Result (dBuV/m) = Correct Factor (dB/m) + Reading(dBuV).

2.Correction factor (dB/m) = Antenna Factor (dB/m) + Cable loss (dB) – Pre-Amplifier gain (dB).

3.When the peak results are less than average limit, so not need to evaluate the average.

Standard:	FCC Part 15.247	Test Distance:	3m
Frequency:	2462 MHz		
Mode:	Mode 3		
Ant.Polar.:	Vertical		

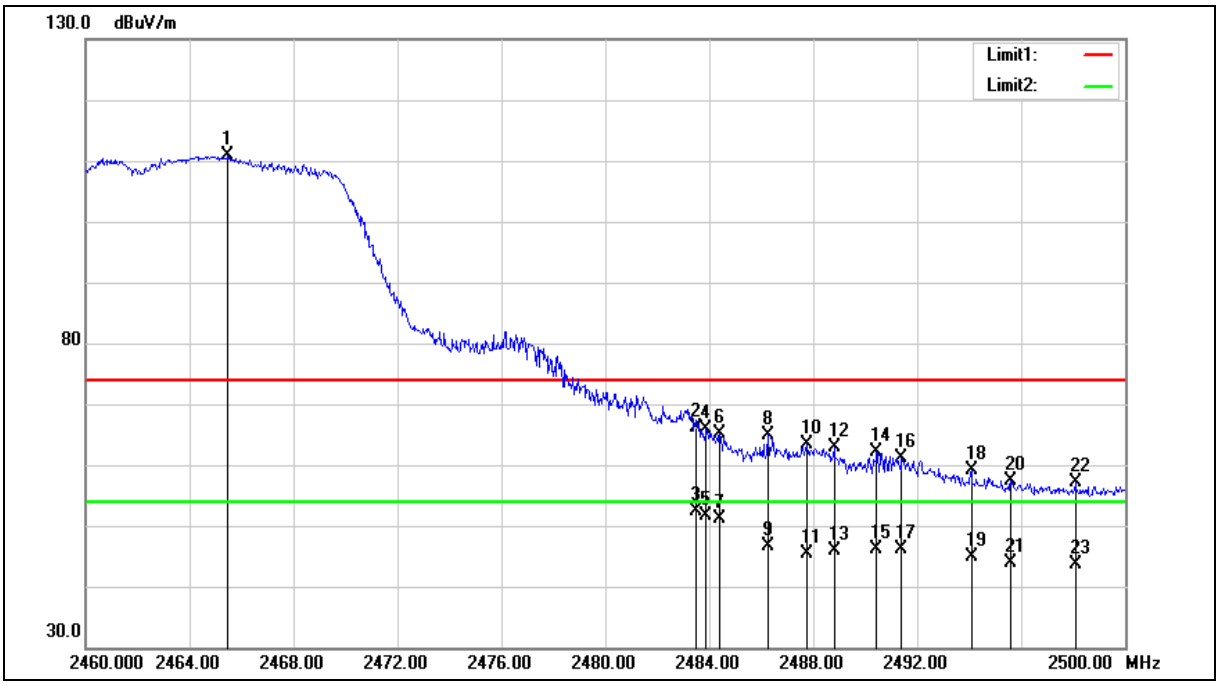

No.	Frequency (MHz)	Reading (dBuV)	Correct Factor (dB/m)	Result (dBuV/m)	Limit (dBuV/m)	Margin (dB)	Remark
1	2465.480	111.43	-0.49	110.94	--	--	peak
2	2483.500	66.63	-0.40	66.23	74.00	-7.77	peak
3	2483.500	52.77	-0.40	52.37	54.00	-1.63	AVG
4	2483.880	66.39	-0.39	66.00	74.00	-8.00	peak
5	2483.880	52.00	-0.39	51.61	54.00	-2.39	AVG
6	2484.400	65.52	-0.39	65.13	74.00	-8.87	peak
7	2484.400	51.43	-0.39	51.04	54.00	-2.96	AVG
8	2486.240	65.38	-0.38	65.00	74.00	-9.00	peak
9	2486.240	47.05	-0.38	46.67	54.00	-7.33	AVG
10	2487.760	63.78	-0.37	63.41	74.00	-10.59	peak
11	2487.760	45.65	-0.37	45.28	54.00	-8.72	AVG

Note:1.Result (dBuV/m) = Correct Factor (dB/m) + Reading(dBuV).

2.Correction factor (dB/m) = Antenna Factor (dB/m) + Cable loss (dB) – Pre-Amplifier gain (dB).

3.When the peak results are less than average limit, so not need to evaluate the average.

Standard:	FCC Part 15.247	Test Distance:	3m
Frequency:	2462 MHz		
Mode:	Mode 3		
Ant.Polar.:	Vertical		

No.	Frequency (MHz)	Reading (dBuV)	Correct Factor (dB/m)	Result (dBuV/m)	Limit (dBuV/m)	Margin (dB)	Remark
12	2488.800	63.18	-0.37	62.81	74.00	-11.19	peak
13	2488.800	46.26	-0.37	45.89	54.00	-8.11	AVG
14	2490.440	62.39	-0.36	62.03	74.00	-11.97	peak
15	2490.440	46.51	-0.36	46.15	54.00	-7.85	AVG
16	2491.400	61.48	-0.35	61.13	74.00	-12.87	peak
17	2491.400	46.44	-0.35	46.09	54.00	-7.91	AVG
18	2494.080	59.54	-0.34	59.20	74.00	-14.80	peak
19	2494.080	45.17	-0.34	44.83	54.00	-9.17	AVG
20	2495.600	57.61	-0.33	57.28	74.00	-16.72	peak
21	2495.600	44.22	-0.33	43.89	54.00	-10.11	AVG
22	2498.080	57.37	-0.32	57.05	74.00	-16.95	peak
23	2498.080	43.92	-0.32	43.60	54.00	-10.40	AVG

Note:1.Result (dBuV/m) = Correct Factor (dB/m) + Reading(dBuV).

2.Correction factor (dB/m) = Antenna Factor (dB/m) + Cable loss (dB) – Pre-Amplifier gain (dB).

3.When the peak results are less than average limit, so not need to evaluate the average.

Standard:	FCC Part 15.247	Test Distance:	3m
Frequency:	2412 MHz		
Mode:	Mode 4		
Ant.Polar.:	Horizontal		

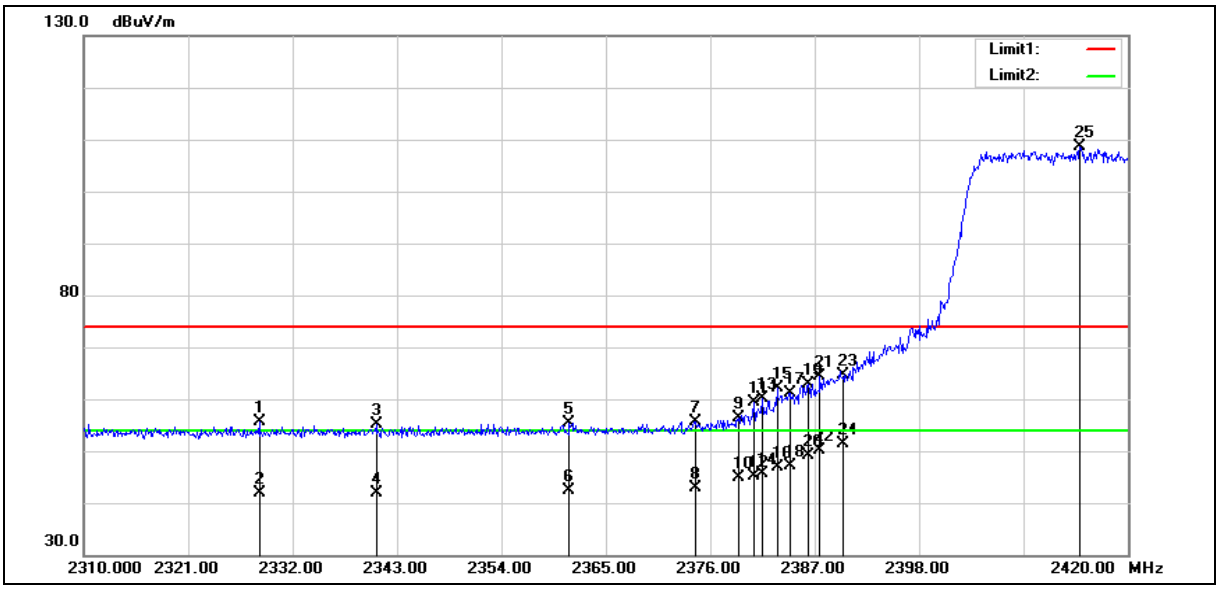

No.	Frequency (MHz)	Reading (dBuV)	Correct Factor (dB/m)	Result (dBuV/m)	Limit (dBuV/m)	Margin (dB)	Remark
1	2328.480	56.74	-1.18	55.56	74.00	-18.44	peak
2	2328.480	43.02	-1.18	41.84	54.00	-12.16	AVG
3	2340.800	56.25	-1.11	55.14	74.00	-18.86	peak
4	2340.800	43.02	-1.11	41.91	54.00	-12.09	AVG
5	2361.150	56.46	-1.02	55.44	74.00	-18.56	peak
6	2361.150	43.33	-1.02	42.31	54.00	-11.69	AVG
7	2374.460	56.69	-0.96	55.73	74.00	-18.27	peak
8	2374.460	43.96	-0.96	43.00	54.00	-11.00	AVG
9	2378.970	57.20	-0.93	56.27	74.00	-17.73	peak
10	2378.970	45.72	-0.93	44.79	54.00	-9.21	AVG
11	2380.620	60.30	-0.93	59.37	74.00	-14.63	peak

Note:1.Result (dBuV/m) = Correct Factor (dB/m) + Reading(dBuV).

2.Correction factor (dB/m) = Antenna Factor (dB/m) + Cable loss (dB) – Pre-Amplifier gain (dB).

3.When the peak results are less than average limit, so not need to evaluate the average.

Standard:	FCC Part 15.247	Test Distance:	3m
Frequency:	2412 MHz		
Mode:	Mode 4		
Ant.Polar.:	Horizontal		

No.	Frequency (MHz)	Reading (dBuV)	Correct Factor (dB/m)	Result (dBuV/m)	Limit (dBuV/m)	Margin (dB)	Remark
12	2380.620	46.18	-0.93	45.25	54.00	-8.75	AVG
13	2381.500	61.10	-0.91	60.19	74.00	-13.81	peak
14	2381.500	46.63	-0.91	45.72	54.00	-8.28	AVG
15	2383.040	62.92	-0.91	62.01	74.00	-11.99	peak
16	2383.040	47.76	-0.91	46.85	54.00	-7.15	AVG
17	2384.360	62.13	-0.90	61.23	74.00	-12.77	peak
18	2384.360	48.00	-0.90	47.10	54.00	-6.90	AVG
19	2386.340	63.82	-0.90	62.92	74.00	-11.08	peak
20	2386.340	49.94	-0.90	49.04	54.00	-4.96	AVG
21	2387.550	65.35	-0.88	64.47	74.00	-9.53	peak
22	2387.550	51.11	-0.88	50.23	54.00	-3.77	AVG
23	2390.000	65.44	-0.87	64.57	74.00	-9.43	peak
24	2390.000	52.23	-0.87	51.36	54.00	-2.64	AVG
25	2414.940	109.37	-0.75	108.62	--	--	peak

Note:1.Result (dBuV/m) = Correct Factor (dB/m) + Reading(dBuV).

2.Correction factor (dB/m) = Antenna Factor (dB/m) + Cable loss (dB) – Pre-Amplifier gain (dB).

3.When the peak results are less than average limit, so not need to evaluate the average.

Standard:	FCC Part 15.247	Test Distance:	3m
Frequency:	2412 MHz		
Mode:	Mode 4		
Ant.Polar.:	Vertical		

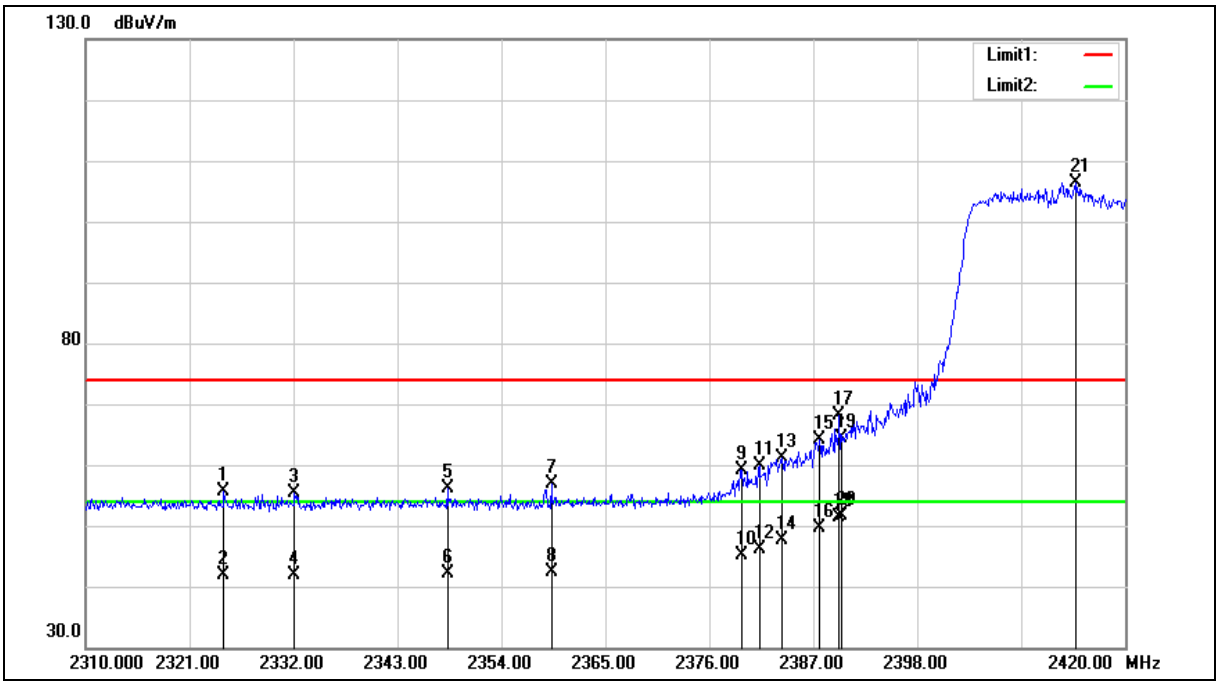

No.	Frequency (MHz)	Reading (dBuV)	Correct Factor (dB/m)	Result (dBuV/m)	Limit (dBuV/m)	Margin (dB)	Remark
1	2324.630	56.74	-1.20	55.54	74.00	-18.46	peak
2	2324.630	42.97	-1.20	41.77	54.00	-12.23	AVG
3	2332.110	56.44	-1.16	55.28	74.00	-18.72	peak
4	2332.110	43.04	-1.16	41.88	54.00	-12.12	AVG
5	2348.280	57.30	-1.08	56.22	74.00	-17.78	peak
6	2348.280	43.20	-1.08	42.12	54.00	-11.88	AVG
7	2359.280	58.01	-1.03	56.98	74.00	-17.02	peak
8	2359.280	43.30	-1.03	42.27	54.00	-11.73	AVG
9	2379.410	60.06	-0.93	59.13	74.00	-14.87	peak
10	2379.410	46.08	-0.93	45.15	54.00	-8.85	AVG
11	2381.280	60.68	-0.91	59.77	74.00	-14.23	peak

Note:1.Result (dBuV/m) = Correct Factor (dB/m) + Reading(dBuV).

2.Correction factor (dB/m) = Antenna Factor (dB/m) + Cable loss (dB) – Pre-Amplifier gain (dB).

3.When the peak results are less than average limit, so not need to evaluate the average.

Standard:	FCC Part 15.247	Test Distance:	3m
Frequency:	2412 MHz		
Mode:	Mode 4		
Ant.Polar.:	Vertical		

No.	Frequency (MHz)	Reading (dBuV)	Correct Factor (dB/m)	Result (dBuV/m)	Limit (dBuV/m)	Margin (dB)	Remark
12	2381.280	47.14	-0.91	46.23	54.00	-7.77	AVG
13	2383.700	61.94	-0.91	61.03	74.00	-12.97	peak
14	2383.700	48.63	-0.91	47.72	54.00	-6.28	AVG
15	2387.660	64.97	-0.88	64.09	74.00	-9.91	peak
16	2387.660	50.61	-0.88	49.73	54.00	-4.27	AVG
17	2389.750	68.94	-0.87	68.07	74.00	-5.93	peak
18	2389.750	52.27	-0.87	51.40	54.00	-2.60	AVG
19	2390.000	65.26	-0.87	64.39	74.00	-9.61	peak
20	2390.000	52.57	-0.87	51.70	54.00	-2.30	AVG
21	2414.830	107.18	-0.75	106.43	--	--	peak

Note:1.Result (dBuV/m) = Correct Factor (dB/m) + Reading(dBuV).

2.Correction factor (dB/m) = Antenna Factor (dB/m) + Cable loss (dB) – Pre-Amplifier gain (dB).

3.When the peak results are less than average limit, so not need to evaluate the average.

Standard:	FCC Part 15.247	Test Distance:	3m
Frequency:	2437 MHz		
Mode:	Mode 4		
Ant.Polar.:	Horizontal		

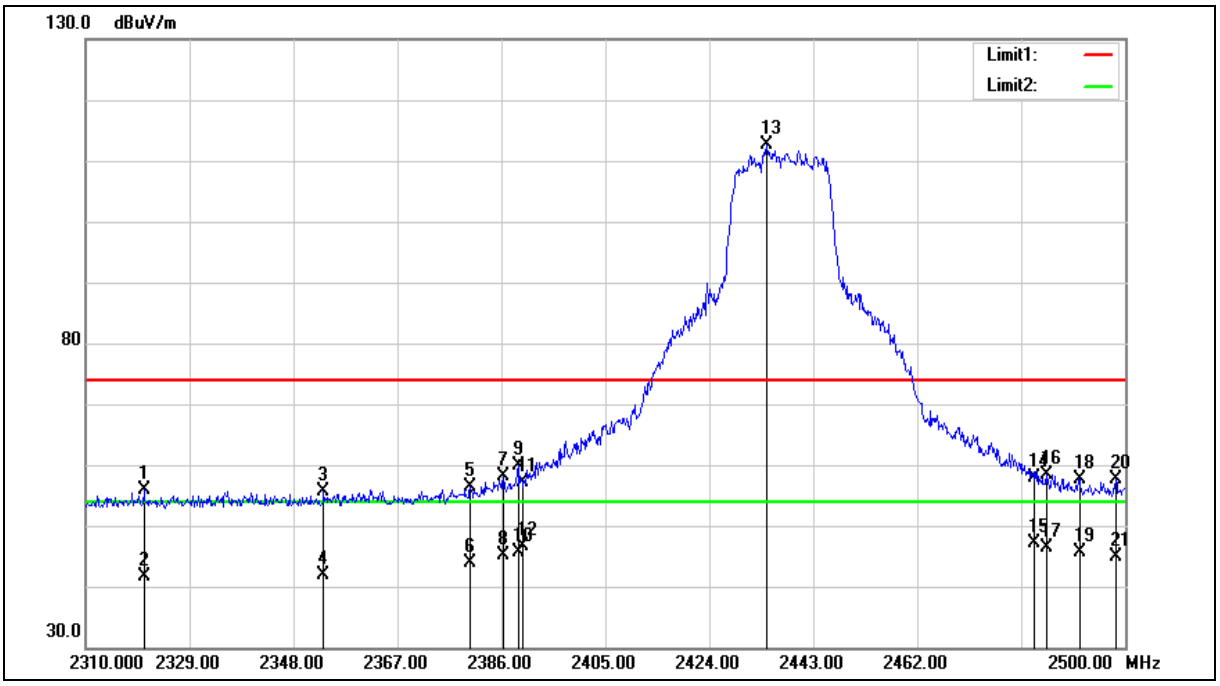

No.	Frequency (MHz)	Reading (dBuV)	Correct Factor (dB/m)	Result (dBuV/m)	Limit (dBuV/m)	Margin (dB)	Remark
1	2320.640	57.00	-1.22	55.78	74.00	-18.22	peak
2	2320.640	42.89	-1.22	41.67	54.00	-12.33	AVG
3	2353.510	56.79	-1.05	55.74	74.00	-18.26	peak
4	2353.510	42.85	-1.05	41.80	54.00	-12.20	AVG
5	2380.300	57.21	-0.93	56.28	74.00	-17.72	peak
6	2380.300	44.83	-0.93	43.90	54.00	-10.10	AVG
7	2386.380	58.96	-0.90	58.06	74.00	-15.94	peak
8	2386.380	45.95	-0.90	45.05	54.00	-8.95	AVG
9	2389.040	60.67	-0.88	59.79	74.00	-14.21	peak
10	2389.040	46.40	-0.88	45.52	54.00	-8.48	AVG
11	2390.000	58.12	-0.87	57.25	74.00	-16.75	peak

Note:1.Result (dBuV/m) = Correct Factor (dB/m) + Reading(dBuV).

2.Correction factor (dB/m) = Antenna Factor (dB/m) + Cable loss (dB) – Pre-Amplifier gain (dB).

3.When the peak results are less than average limit, so not need to evaluate the average.

Standard:	FCC Part 15.247	Test Distance:	3m
Frequency:	2437 MHz		
Mode:	Mode 4		
Ant.Polar.:	Horizontal		

No.	Frequency (MHz)	Reading (dBuV)	Correct Factor (dB/m)	Result (dBuV/m)	Limit (dBuV/m)	Margin (dB)	Remark
12	2390.000	47.50	-0.87	46.63	54.00	-7.37	AVG
13	2434.450	113.35	-0.64	112.71	--	--	peak
14	2483.500	58.27	-0.40	57.87	74.00	-16.13	peak
15	2483.500	47.56	-0.40	47.16	54.00	-6.84	AVG
16	2485.560	58.75	-0.38	58.37	74.00	-15.63	peak
17	2485.560	46.82	-0.38	46.44	54.00	-7.56	AVG
18	2491.640	58.00	-0.35	57.65	74.00	-16.35	peak
19	2491.640	46.02	-0.35	45.67	54.00	-8.33	AVG
20	2498.290	58.02	-0.32	57.70	74.00	-16.30	peak
21	2498.290	45.13	-0.32	44.81	54.00	-9.19	AVG

Note:1.Result (dBuV/m) = Correct Factor (dB/m) + Reading(dBuV).

2.Correction factor (dB/m) = Antenna Factor (dB/m) + Cable loss (dB) – Pre-Amplifier gain (dB).

3.When the peak results are less than average limit, so not need to evaluate the average.

Standard:	FCC Part 15.247	Test Distance:	3m
Frequency:	2437 MHz		
Mode:	Mode 4		
Ant.Polar.:	Vertical		

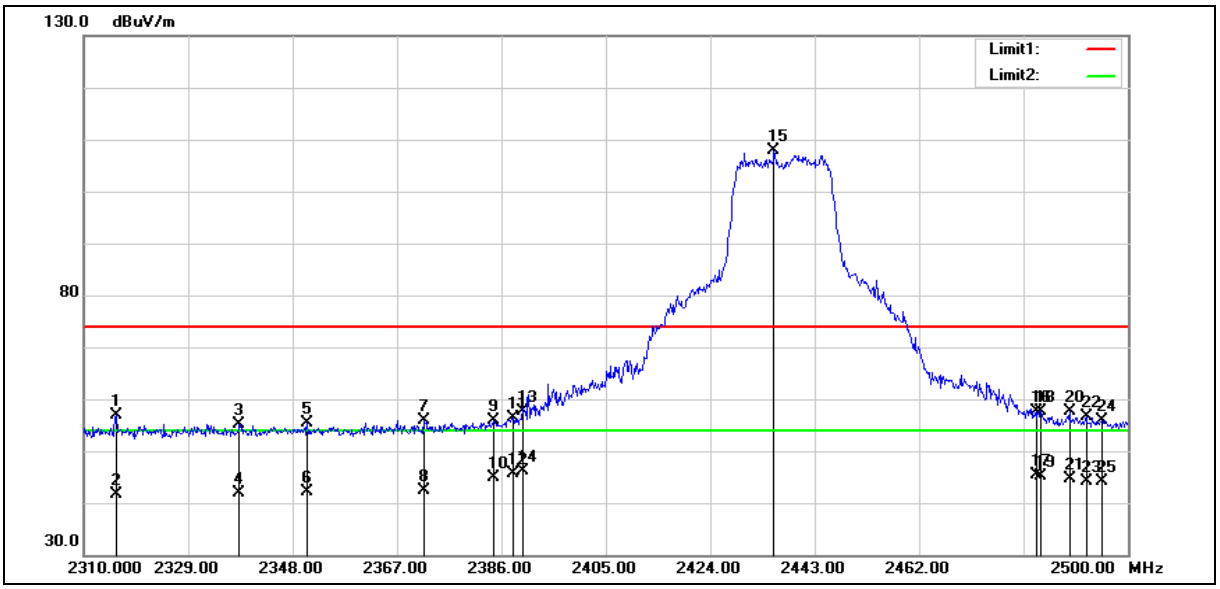

No.	Frequency (MHz)	Reading (dBuV)	Correct Factor (dB/m)	Result (dBuV/m)	Limit (dBuV/m)	Margin (dB)	Remark
1	2315.890	58.01	-1.25	56.76	74.00	-17.24	peak
2	2315.890	42.91	-1.25	41.66	54.00	-12.34	AVG
3	2338.310	56.36	-1.13	55.23	74.00	-18.77	peak
4	2338.310	42.99	-1.13	41.86	54.00	-12.14	AVG
5	2350.660	56.35	-1.07	55.28	74.00	-18.72	peak
6	2350.660	43.12	-1.07	42.05	54.00	-11.95	AVG
7	2371.940	56.93	-0.97	55.96	74.00	-18.04	peak
8	2371.940	43.43	-0.97	42.46	54.00	-11.54	AVG
9	2384.480	56.80	-0.90	55.90	74.00	-18.10	peak
10	2384.480	45.69	-0.90	44.79	54.00	-9.21	AVG
11	2388.090	57.35	-0.88	56.47	74.00	-17.53	peak

Note:1.Result (dBuV/m) = Correct Factor (dB/m) + Reading(dBuV).

2.Correction factor (dB/m) = Antenna Factor (dB/m) + Cable loss (dB) – Pre-Amplifier gain (dB).

3.When the peak results are less than average limit, so not need to evaluate the average.

Standard:	FCC Part 15.247	Test Distance:	3m
Frequency:	2437 MHz		
Mode:	Mode 4		
Ant.Polar.:	Vertical		

No.	Frequency (MHz)	Reading (dBuV)	Correct Factor (dB/m)	Result (dBuV/m)	Limit (dBuV/m)	Margin (dB)	Remark
12	2388.090	46.47	-0.88	45.59	54.00	-8.41	AVG
13	2390.000	58.60	-0.87	57.73	74.00	-16.27	peak
14	2390.000	46.88	-0.87	46.01	54.00	-7.99	AVG
15	2435.590	108.55	-0.64	107.91	--	--	peak
16	2483.500	58.05	-0.40	57.65	74.00	-16.35	peak
17	2483.500	45.66	-0.40	45.26	54.00	-8.74	AVG
18	2484.230	58.11	-0.39	57.72	74.00	-16.28	peak
19	2484.230	45.56	-0.39	45.17	54.00	-8.83	AVG
20	2489.360	58.06	-0.37	57.69	74.00	-16.31	peak
21	2489.360	45.03	-0.37	44.66	54.00	-9.34	AVG
22	2492.400	56.87	-0.35	56.52	74.00	-17.48	peak
23	2492.400	44.50	-0.35	44.15	54.00	-9.85	AVG
24	2495.250	56.26	-0.34	55.92	74.00	-18.08	peak
25	2495.250	44.45	-0.34	44.11	54.00	-9.89	AVG

Note:1.Result (dBuV/m) = Correct Factor (dB/m) + Reading(dBuV).

2.Correction factor (dB/m) = Antenna Factor (dB/m) + Cable loss (dB) – Pre-Amplifier gain (dB).

3.When the peak results are less than average limit, so not need to evaluate the average.

Standard:	FCC Part 15.247	Test Distance:	3m
Frequency:	2462 MHz		
Mode:	Mode 4		
Ant.Polar.:	Horizontal		

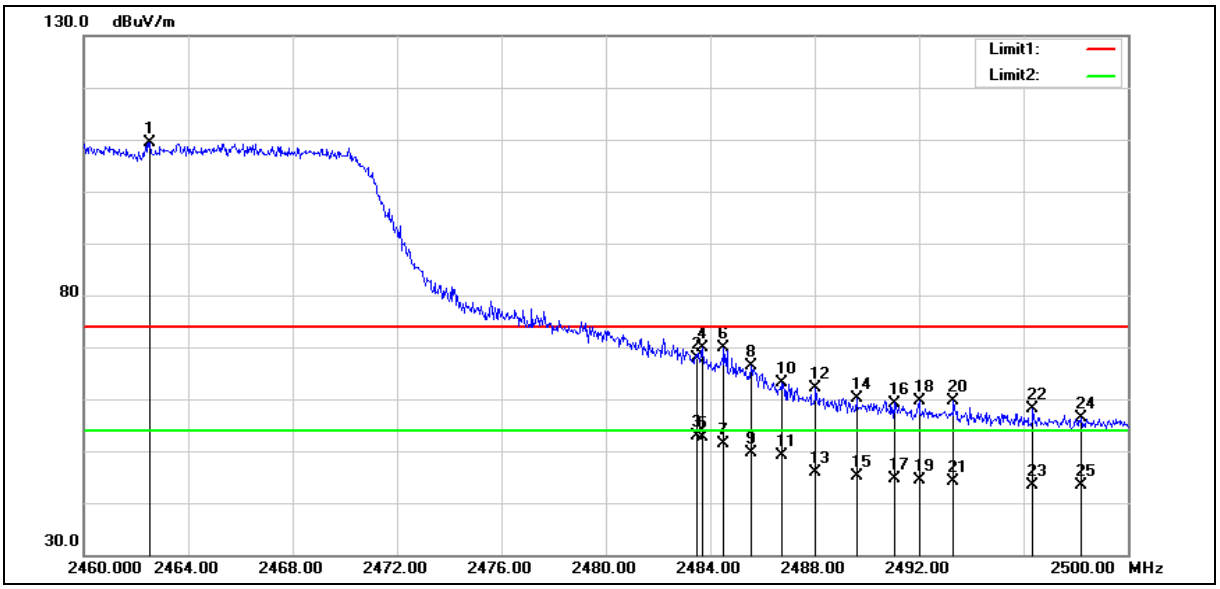

No.	Frequency (MHz)	Reading (dBuV)	Correct Factor (dB/m)	Result (dBuV/m)	Limit (dBuV/m)	Margin (dB)	Remark
1	2462.520	109.96	-0.50	109.46	--	--	peak
2	2483.500	68.21	-0.40	67.81	74.00	-6.19	peak
3	2483.500	53.37	-0.40	52.97	54.00	-1.03	AVG
4	2483.720	70.19	-0.40	69.79	74.00	-4.21	peak
5	2483.720	53.02	-0.40	52.62	54.00	-1.38	AVG
6	2484.520	70.33	-0.39	69.94	74.00	-4.06	peak
7	2484.520	51.86	-0.39	51.47	54.00	-2.53	AVG
8	2485.560	66.85	-0.38	66.47	74.00	-7.53	peak
9	2485.560	49.95	-0.38	49.57	54.00	-4.43	AVG
10	2486.720	63.53	-0.38	63.15	74.00	-10.85	peak
11	2486.720	49.56	-0.38	49.18	54.00	-4.82	AVG

Note:1.Result (dBuV/m) = Correct Factor (dB/m) + Reading(dBuV).

2.Correction factor (dB/m) = Antenna Factor (dB/m) + Cable loss (dB) – Pre-Amplifier gain (dB).

3.When the peak results are less than average limit, so not need to evaluate the average.

Standard:	FCC Part 15.247	Test Distance:	3m
Frequency:	2462 MHz		
Mode:	Mode 4		
Ant.Polar.:	Horizontal		

No.	Frequency (MHz)	Reading (dBuV)	Correct Factor (dB/m)	Result (dBuV/m)	Limit (dBuV/m)	Margin (dB)	Remark
12	2488.040	62.38	-0.37	62.01	74.00	-11.99	peak
13	2488.040	46.32	-0.37	45.95	54.00	-8.05	AVG
14	2489.600	60.48	-0.37	60.11	74.00	-13.89	peak
15	2489.600	45.49	-0.37	45.12	54.00	-8.88	AVG
16	2491.040	59.61	-0.36	59.25	74.00	-14.75	peak
17	2491.040	44.99	-0.36	44.63	54.00	-9.37	AVG
18	2492.000	60.01	-0.35	59.66	74.00	-14.34	peak
19	2492.000	44.65	-0.35	44.30	54.00	-9.70	AVG
20	2493.320	59.91	-0.34	59.57	74.00	-14.43	peak
21	2493.320	44.45	-0.34	44.11	54.00	-9.89	AVG
22	2496.360	58.53	-0.33	58.20	74.00	-15.80	peak
23	2496.360	43.71	-0.33	43.38	54.00	-10.62	AVG
24	2498.200	56.67	-0.32	56.35	74.00	-17.65	peak
25	2495.250	44.45	-0.34	44.11	54.00	-9.89	AVG

Note:1.Result (dBuV/m) = Correct Factor (dB/m) + Reading(dBuV).

2.Correction factor (dB/m) = Antenna Factor (dB/m) + Cable loss (dB) – Pre-Amplifier gain (dB).

3.When the peak results are less than average limit, so not need to evaluate the average.

Standard:	FCC Part 15.247	Test Distance:	3m
Frequency:	2462 MHz		
Mode:	Mode 4		
Ant.Polar.:	Vertical		

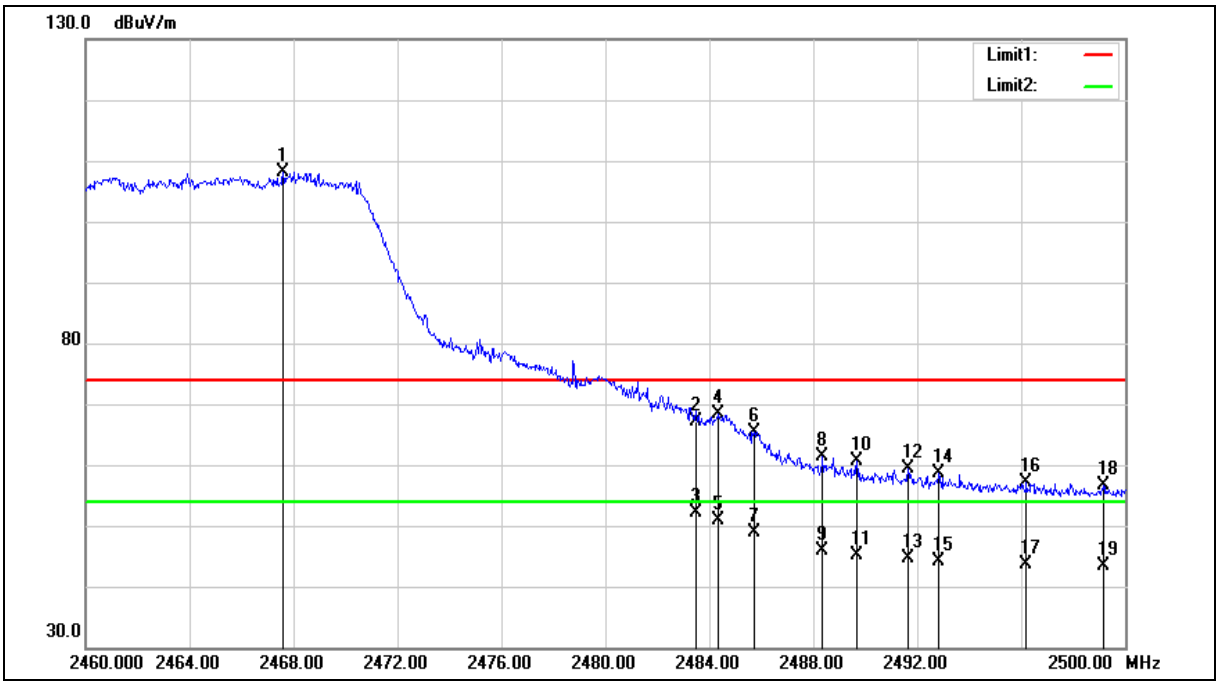

No.	Frequency (MHz)	Reading (dBuV)	Correct Factor (dB/m)	Result (dBuV/m)	Limit (dBuV/m)	Margin (dB)	Remark
1	2467.600	108.63	-0.48	108.15	--	--	peak
2	2483.500	67.57	-0.40	67.17	74.00	-6.83	peak
3	2483.500	52.47	-0.40	52.07	54.00	-1.93	AVG
4	2484.320	68.78	-0.39	68.39	74.00	-5.61	peak
5	2484.320	51.28	-0.39	50.89	54.00	-3.11	AVG
6	2485.720	65.80	-0.38	65.42	74.00	-8.58	peak
7	2485.720	49.20	-0.38	48.82	54.00	-5.18	AVG
8	2488.360	61.87	-0.37	61.50	74.00	-12.50	peak
9	2488.360	46.33	-0.37	45.96	54.00	-8.04	AVG
10	2489.680	61.06	-0.37	60.69	74.00	-13.31	peak
11	2489.680	45.54	-0.37	45.17	54.00	-8.83	AVG

Note:1.Result (dBuV/m) = Correct Factor (dB/m) + Reading(dBuV).

2.Correction factor (dB/m) = Antenna Factor (dB/m) + Cable loss (dB) – Pre-Amplifier gain (dB).

3.When the peak results are less than average limit, so not need to evaluate the average.

Standard:	FCC Part 15.247	Test Distance:	3m
Frequency:	2462 MHz		
Mode:	Mode 4		
Ant.Polar.:	Vertical		

No.	Frequency (MHz)	Reading (dBuV)	Correct Factor (dB/m)	Result (dBuV/m)	Limit (dBuV/m)	Margin (dB)	Remark
12	2491.640	59.64	-0.35	59.29	74.00	-14.71	peak
13	2491.640	44.90	-0.35	44.55	54.00	-9.45	AVG
14	2492.840	58.93	-0.34	58.59	74.00	-15.41	peak
15	2492.840	44.58	-0.34	44.24	54.00	-9.76	AVG
16	2496.200	57.44	-0.33	57.11	74.00	-16.89	peak
17	2496.200	43.98	-0.33	43.65	54.00	-10.35	AVG
18	2499.160	56.89	-0.31	56.58	74.00	-17.42	peak
19	2499.160	43.57	-0.31	43.26	54.00	-10.74	AVG

Note:1.Result (dBuV/m) = Correct Factor (dB/m) + Reading(dBuV).

2.Correction factor (dB/m) = Antenna Factor (dB/m) + Cable loss (dB) – Pre-Amplifier gain (dB).

3.When the peak results are less than average limit, so not need to evaluate the average.

Standard:	FCC Part 15.247	Test Distance:	3m
Frequency:	2422 MHz		
Mode:	Mode 5		
Ant.Polar.:	Horizontal		

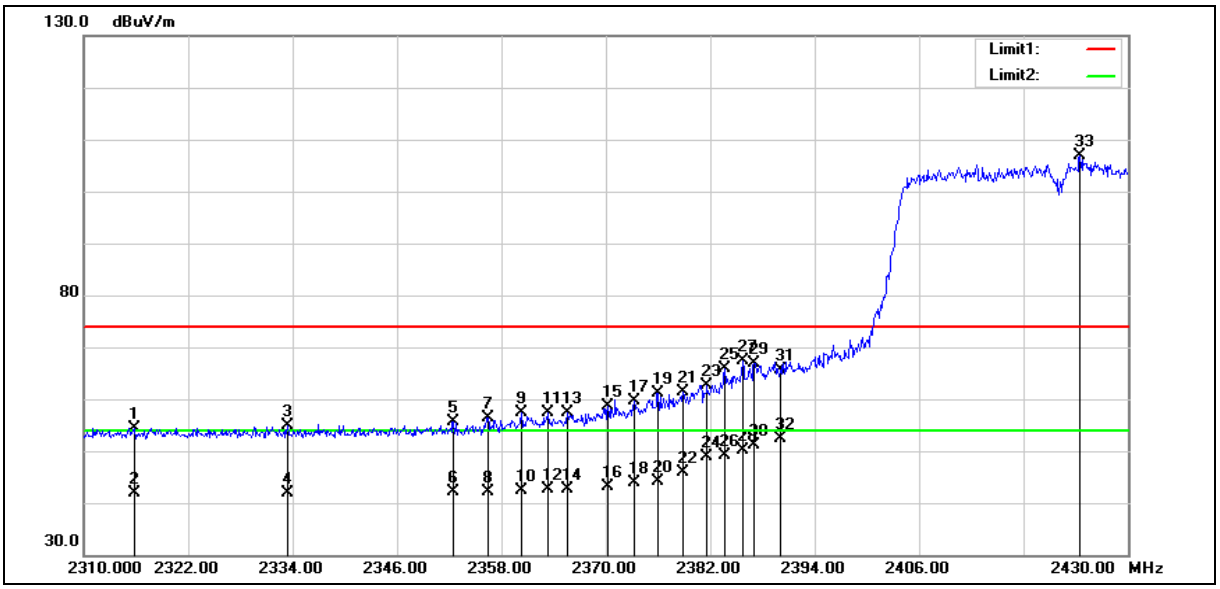

No.	Frequency (MHz)	Reading (dBuV)	Correct Factor (dB/m)	Result (dBuV/m)	Limit (dBuV/m)	Margin (dB)	Remark
1	2315.880	55.73	-1.25	54.48	74.00	-19.52	peak
2	2315.880	43.02	-1.25	41.77	54.00	-12.23	AVG
3	2333.400	56.00	-1.16	54.84	74.00	-19.16	peak
4	2333.400	43.08	-1.16	41.92	54.00	-12.08	AVG
5	2352.480	56.58	-1.05	55.53	74.00	-18.47	peak
6	2352.480	43.08	-1.05	42.03	54.00	-11.97	AVG
7	2356.440	57.38	-1.04	56.34	74.00	-17.66	peak
8	2356.440	43.25	-1.04	42.21	54.00	-11.79	AVG
9	2360.280	58.44	-1.03	57.41	74.00	-16.59	peak
10	2360.280	43.42	-1.03	42.39	54.00	-11.61	AVG
11	2363.280	58.36	-1.01	57.35	74.00	-16.65	peak

Note:1.Result (dBuV/m) = Correct Factor (dB/m) + Reading(dBuV).

2.Correction factor (dB/m) = Antenna Factor (dB/m) + Cable loss (dB) – Pre-Amplifier gain (dB).

3.When the peak results are less than average limit, so not need to evaluate the average.

Standard:	FCC Part 15.247	Test Distance:	3m
Frequency:	2422 MHz		
Mode:	Mode 5		
Ant.Polar.:	Horizontal		

No.	Frequency (MHz)	Reading (dBuV)	Correct Factor (dB/m)	Result (dBuV/m)	Limit (dBuV/m)	Margin (dB)	Remark
12	2363.280	43.54	-1.01	42.53	54.00	-11.47	AVG
13	2365.560	58.37	-1.00	57.37	74.00	-16.63	peak
14	2365.560	43.59	-1.00	42.59	54.00	-11.41	AVG
15	2370.240	59.68	-0.97	58.71	74.00	-15.29	peak
16	2370.240	44.02	-0.97	43.05	54.00	-10.95	AVG
17	2373.240	60.65	-0.96	59.69	74.00	-14.31	peak
18	2373.240	44.89	-0.96	43.93	54.00	-10.07	AVG
19	2376.000	62.08	-0.94	61.14	74.00	-12.86	peak
20	2376.000	44.96	-0.94	44.02	54.00	-9.98	AVG
21	2378.880	62.37	-0.93	61.44	74.00	-12.56	peak
22	2378.880	46.87	-0.93	45.94	54.00	-8.06	AVG
23	2381.640	63.65	-0.91	62.74	74.00	-11.26	peak
24	2381.640	49.87	-0.91	48.96	54.00	-5.04	AVG
25	2383.680	66.85	-0.91	65.94	74.00	-8.06	peak
26	2383.680	50.09	-0.91	49.18	54.00	-4.82	AVG
27	2385.720	68.19	-0.90	67.29	74.00	-6.71	peak
28	2385.720	50.97	-0.90	50.07	54.00	-3.93	AVG
29	2387.040	67.69	-0.88	66.81	74.00	-7.19	peak
30	2387.040	51.91	-0.88	51.03	54.00	-2.97	AVG
31	2390.000	66.62	-0.87	65.75	74.00	-8.25	peak
32	2390.000	53.27	-0.87	52.40	54.00	-1.60	AVG
33	2424.480	107.63	-0.70	106.93	--	--	peak

Note:1.Result (dBuV/m) = Correct Factor (dB/m) + Reading(dBuV).

2.Correction factor (dB/m) = Antenna Factor (dB/m) + Cable loss (dB) – Pre-Amplifier gain (dB).

3.When the peak results are less than average limit, so not need to evaluate the average.

Standard:	FCC Part 15.247	Test Distance:	3m
Frequency:	2422 MHz		
Mode:	Mode 5		
Ant.Polar.:	Vertical		

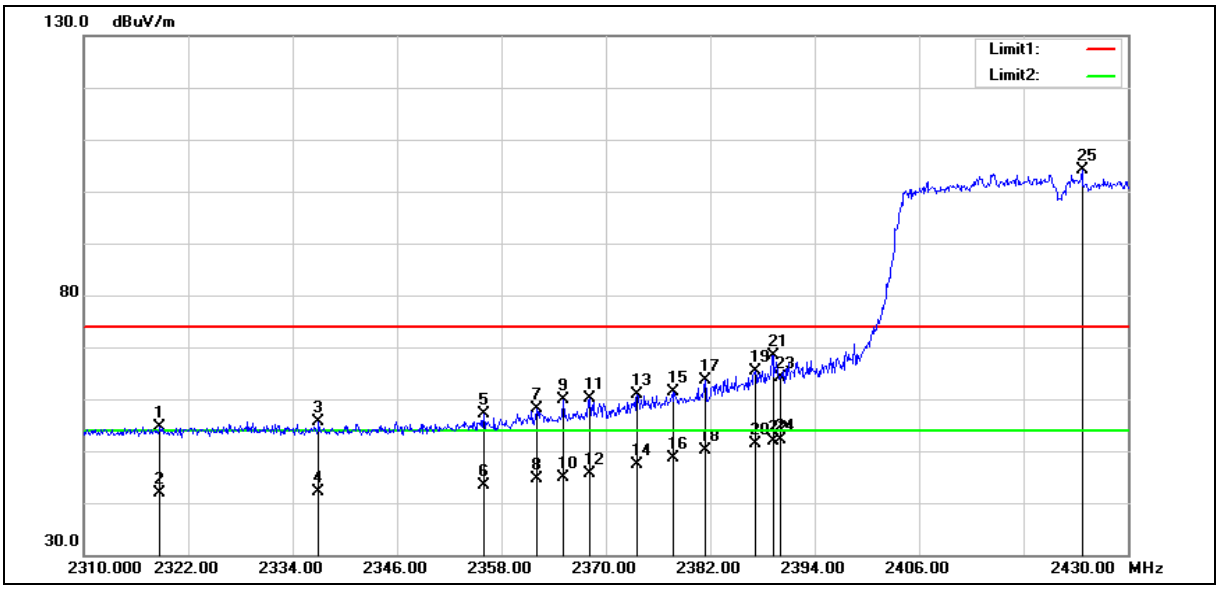

No.	Frequency (MHz)	Reading (dBuV)	Correct Factor (dB/m)	Result (dBuV/m)	Limit (dBuV/m)	Margin (dB)	Remark
1	2318.760	55.85	-1.23	54.62	74.00	-19.38	peak
2	2318.760	43.10	-1.23	41.87	54.00	-12.13	AVG
3	2337.000	56.79	-1.13	55.66	74.00	-18.34	peak
4	2337.000	43.19	-1.13	42.06	54.00	-11.94	AVG
5	2355.960	58.11	-1.04	57.07	74.00	-16.93	peak
6	2355.960	44.33	-1.04	43.29	54.00	-10.71	AVG
7	2362.080	59.22	-1.02	58.20	74.00	-15.80	peak
8	2362.080	45.62	-1.02	44.60	54.00	-9.40	AVG
9	2365.080	60.85	-1.00	59.85	74.00	-14.15	peak
10	2365.080	45.79	-1.00	44.79	54.00	-9.21	AVG
11	2368.200	61.15	-0.99	60.16	74.00	-13.84	peak

Note:1.Result (dBuV/m) = Correct Factor (dB/m) + Reading(dBuV).

2.Correction factor (dB/m) = Antenna Factor (dB/m) + Cable loss (dB) – Pre-Amplifier gain (dB).

3.When the peak results are less than average limit, so not need to evaluate the average.

Standard:	FCC Part 15.247	Test Distance:	3m
Frequency:	2422 MHz		
Mode:	Mode 5		
Ant.Polar.:	Vertical		

No.	Frequency (MHz)	Reading (dBuV)	Correct Factor (dB/m)	Result (dBuV/m)	Limit (dBuV/m)	Margin (dB)	Remark
12	2368.200	46.68	-0.99	45.69	54.00	-8.31	AVG
13	2373.600	61.74	-0.96	60.78	74.00	-13.22	peak
14	2373.600	48.27	-0.96	47.31	54.00	-6.69	AVG
15	2377.680	62.28	-0.94	61.34	74.00	-12.66	peak
16	2377.680	49.61	-0.94	48.67	54.00	-5.33	AVG
17	2381.400	64.45	-0.91	63.54	74.00	-10.46	peak
18	2381.400	51.11	-0.91	50.20	54.00	-3.80	AVG
19	2387.160	66.28	-0.88	65.40	74.00	-8.60	peak
20	2387.160	52.25	-0.88	51.37	54.00	-2.63	AVG
21	2389.200	69.32	-0.88	68.44	74.00	-5.56	peak
22	2389.200	52.70	-0.88	51.82	54.00	-2.18	AVG
23	2390.000	65.08	-0.87	64.21	74.00	-9.79	peak
24	2390.000	53.07	-0.87	52.20	54.00	-1.80	AVG
25	2424.720	104.76	-0.70	104.06	--	--	peak

Note:1.Result (dBuV/m) = Correct Factor (dB/m) + Reading(dBuV).

2.Correction factor (dB/m) = Antenna Factor (dB/m) + Cable loss (dB) – Pre-Amplifier gain (dB).

3.When the peak results are less than average limit, so not need to evaluate the average.

Standard:	FCC Part 15.247	Test Distance:	3m
Frequency:	2437 MHz		
Mode:	Mode 5		
Ant.Polar.:	Horizontal		

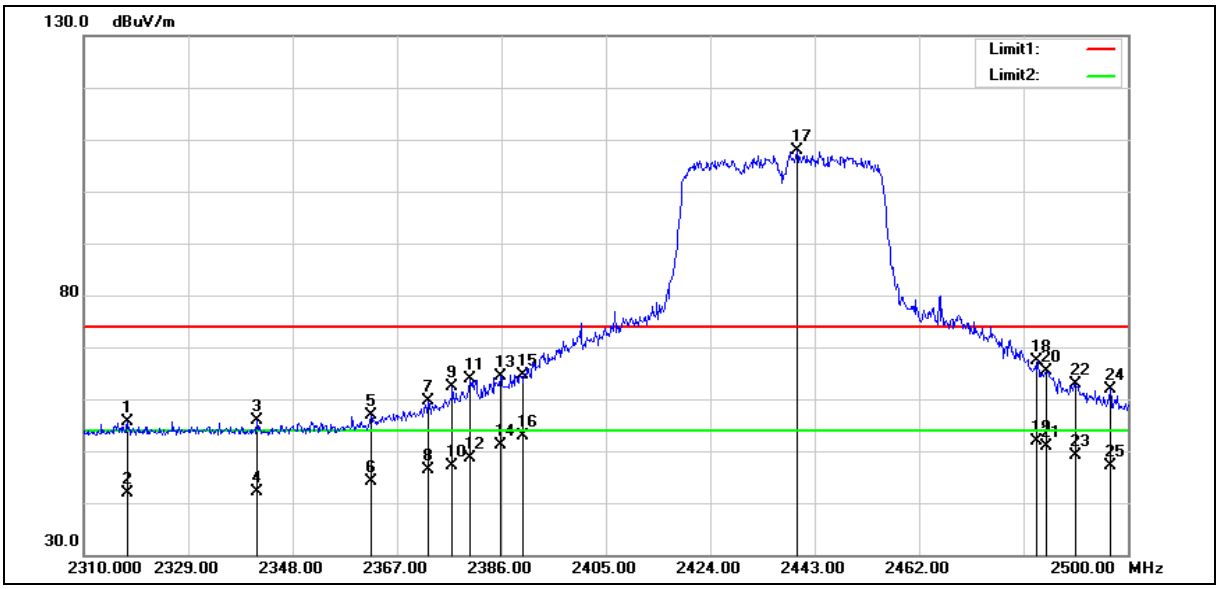

No.	Frequency (MHz)	Reading (dBuV)	Correct Factor (dB/m)	Result (dBuV/m)	Limit (dBuV/m)	Margin (dB)	Remark
1	2317.980	56.85	-1.23	55.62	74.00	-18.38	peak
2	2317.980	43.14	-1.23	41.91	54.00	-12.09	AVG
3	2341.540	57.05	-1.11	55.94	74.00	-18.06	peak
4	2341.540	43.30	-1.11	42.19	54.00	-11.81	AVG
5	2362.250	57.93	-1.02	56.91	74.00	-17.09	peak
6	2362.250	45.15	-1.02	44.13	54.00	-9.87	AVG
7	2372.700	60.65	-0.96	59.69	74.00	-14.31	peak
8	2372.700	47.24	-0.96	46.28	54.00	-7.72	AVG
9	2377.070	63.36	-0.94	62.42	74.00	-11.58	peak
10	2377.070	48.13	-0.94	47.19	54.00	-6.81	AVG
11	2380.300	64.85	-0.93	63.92	74.00	-10.08	peak

Note:1.Result (dBuV/m) = Correct Factor (dB/m) + Reading(dBuV).

2.Correction factor (dB/m) = Antenna Factor (dB/m) + Cable loss (dB) – Pre-Amplifier gain (dB).

3.When the peak results are less than average limit, so not need to evaluate the average.

Standard:	FCC Part 15.247	Test Distance:	3m
Frequency:	2437 MHz		
Mode:	Mode 5		
Ant.Polar.:	Horizontal		

No.	Frequency (MHz)	Reading (dBuV)	Correct Factor (dB/m)	Result (dBuV/m)	Limit (dBuV/m)	Margin (dB)	Remark
12	2380.300	49.66	-0.93	48.73	54.00	-5.27	AVG
13	2385.810	65.36	-0.90	64.46	74.00	-9.54	peak
14	2385.810	52.06	-0.90	51.16	54.00	-2.84	AVG
15	2390.000	65.47	-0.87	64.60	74.00	-9.40	peak
16	2390.000	53.78	-0.87	52.91	54.00	-1.09	AVG
17	2439.770	108.42	-0.61	107.81	--	--	peak
18	2483.500	67.86	-0.40	67.46	74.00	-6.54	peak
19	2483.500	52.27	-0.40	51.87	54.00	-2.13	AVG
20	2485.180	65.77	-0.39	65.38	74.00	-8.62	peak
21	2485.180	51.26	-0.39	50.87	54.00	-3.13	AVG
22	2490.500	63.25	-0.36	62.89	74.00	-11.11	peak
23	2490.500	49.38	-0.36	49.02	54.00	-4.98	AVG
24	2496.770	62.24	-0.33	61.91	74.00	-12.09	peak
25	2496.770	47.42	-0.33	47.09	54.00	-6.91	AVG

Note:1.Result (dBuV/m) = Correct Factor (dB/m) + Reading(dBuV).

2.Correction factor (dB/m) = Antenna Factor (dB/m) + Cable loss (dB) – Pre-Amplifier gain (dB).

3.When the peak results are less than average limit, so not need to evaluate the average.

Standard:	FCC Part 15.247	Test Distance:	3m
Frequency:	2437 MHz		
Mode:	Mode 5		
Ant.Polar.:	Vertical		

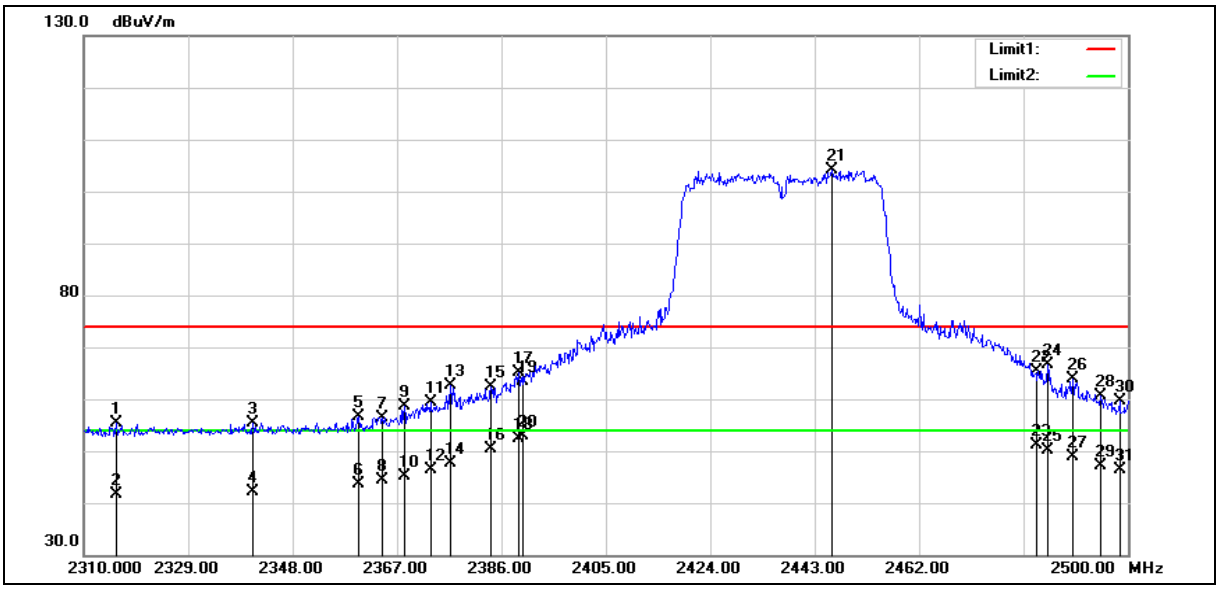

No.	Frequency (MHz)	Reading (dBuV)	Correct Factor (dB/m)	Result (dBuV/m)	Limit (dBuV/m)	Margin (dB)	Remark
1	2315.890	56.65	-1.25	55.40	74.00	-18.60	peak
2	2315.890	42.83	-1.25	41.58	54.00	-12.42	AVG
3	2340.780	56.48	-1.11	55.37	74.00	-18.63	peak
4	2340.780	43.31	-1.11	42.20	54.00	-11.80	AVG
5	2359.970	57.55	-1.03	56.52	74.00	-17.48	peak
6	2359.970	44.62	-1.03	43.59	54.00	-10.41	AVG
7	2364.340	57.47	-1.00	56.47	74.00	-17.53	peak
8	2364.340	45.36	-1.00	44.36	54.00	-9.64	AVG
9	2368.330	59.66	-0.99	58.67	74.00	-15.33	peak
10	2368.330	46.08	-0.99	45.09	54.00	-8.91	AVG
11	2373.080	60.30	-0.96	59.34	74.00	-14.66	peak

Note:1.Result (dBuV/m) = Correct Factor (dB/m) + Reading(dBuV).

2.Correction factor (dB/m) = Antenna Factor (dB/m) + Cable loss (dB) – Pre-Amplifier gain (dB).

3.When the peak results are less than average limit, so not need to evaluate the average.

Standard:	FCC Part 15.247	Test Distance:	3m
Frequency:	2437 MHz		
Mode:	Mode 5		
Ant.Polar.:	Vertical		

No.	Frequency (MHz)	Reading (dBuV)	Correct Factor (dB/m)	Result (dBuV/m)	Limit (dBuV/m)	Margin (dB)	Remark
12	2373.080	47.22	-0.96	46.26	54.00	-7.74	AVG
13	2376.690	63.66	-0.94	62.72	74.00	-11.28	peak
14	2376.690	48.51	-0.94	47.57	54.00	-6.43	AVG
15	2384.100	63.36	-0.90	62.46	74.00	-11.54	peak
16	2384.100	51.35	-0.90	50.45	54.00	-3.55	AVG
17	2389.040	66.04	-0.88	65.16	74.00	-8.84	peak
18	2389.040	53.21	-0.88	52.33	54.00	-1.67	AVG
19	2390.000	64.28	-0.87	63.41	74.00	-10.59	peak
20	2390.000	53.83	-0.87	52.96	54.00	-1.04	AVG
21	2446.040	104.79	-0.58	104.21	--	--	peak
22	2483.500	65.66	-0.40	65.26	74.00	-8.74	peak
23	2483.500	51.65	-0.40	51.25	54.00	-2.75	AVG
24	2485.370	67.14	-0.39	66.75	74.00	-7.25	peak
25	2485.370	50.57	-0.39	50.18	54.00	-3.82	AVG
26	2489.930	64.18	-0.36	63.82	74.00	-10.18	peak
27	2489.930	49.18	-0.36	48.82	54.00	-5.18	AVG
28	2495.060	60.97	-0.34	60.63	74.00	-13.37	peak
29	2495.060	47.54	-0.34	47.20	54.00	-6.80	AVG
30	2498.480	59.96	-0.32	59.64	74.00	-14.36	peak
31	2498.480	46.68	-0.32	46.36	54.00	-7.64	AVG

Note:1.Result (dBuV/m) = Correct Factor (dB/m) + Reading(dBuV).

2.Correction factor (dB/m) = Antenna Factor (dB/m) + Cable loss (dB) – Pre-Amplifier gain (dB).

3.When the peak results are less than average limit, so not need to evaluate the average.

Standard:	FCC Part 15.247	Test Distance:	3m
Frequency:	2452 MHz		
Mode:	Mode 5		
Ant.Polar.:	Horizontal		

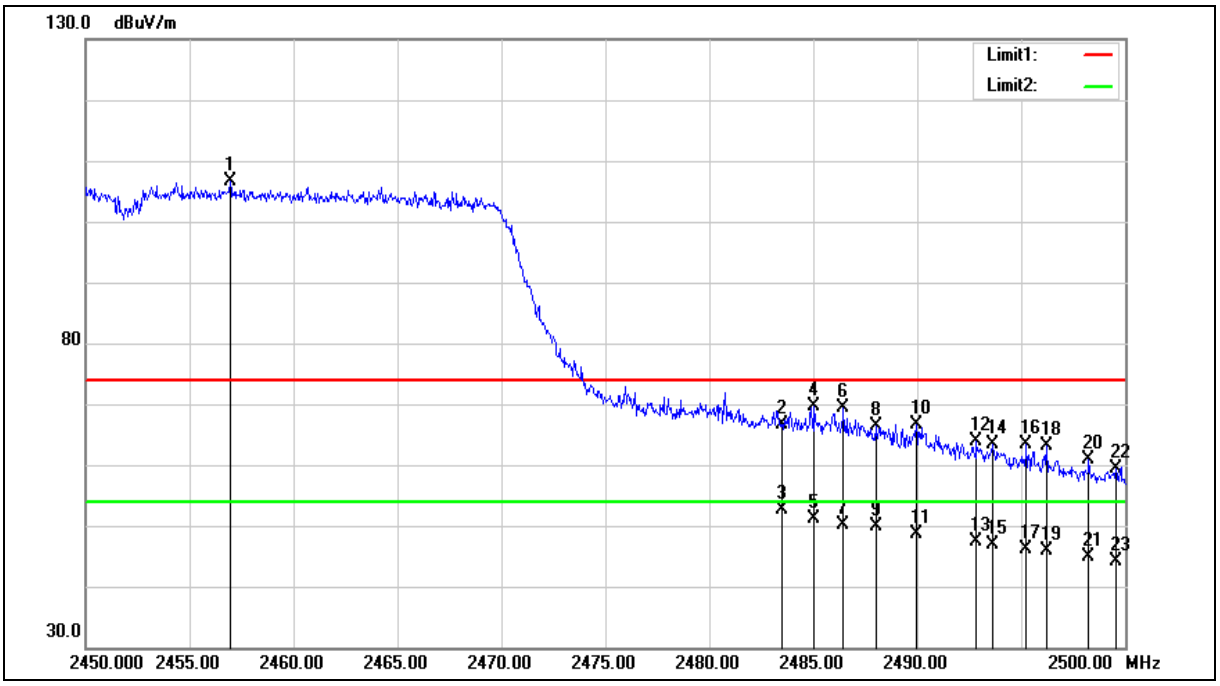

No.	Frequency (MHz)	Reading (dBuV)	Correct Factor (dB/m)	Result (dBuV/m)	Limit (dBuV/m)	Margin (dB)	Remark
1	2456.950	107.04	-0.53	106.51	--	--	peak
2	2483.500	67.07	-0.40	66.67	74.00	-7.33	peak
3	2483.500	52.91	-0.40	52.51	54.00	-1.49	AVG
4	2485.050	69.99	-0.39	69.60	74.00	-4.40	peak
5	2485.050	51.44	-0.39	51.05	54.00	-2.95	AVG
6	2486.450	69.65	-0.38	69.27	74.00	-4.73	peak
7	2486.450	50.60	-0.38	50.22	54.00	-3.78	AVG
8	2488.000	66.78	-0.37	66.41	74.00	-7.59	peak
9	2488.000	50.13	-0.37	49.76	54.00	-4.24	AVG
10	2489.950	66.88	-0.36	66.52	74.00	-7.48	peak
11	2489.950	48.96	-0.36	48.60	54.00	-5.40	AVG

Note:1.Result (dBuV/m) = Correct Factor (dB/m) + Reading(dBuV).

2.Correction factor (dB/m) = Antenna Factor (dB/m) + Cable loss (dB) – Pre-Amplifier gain (dB).

3.When the peak results are less than average limit, so not need to evaluate the average.

Standard:	FCC Part 15.247	Test Distance:	3m
Frequency:	2452 MHz		
Mode:	Mode 5		
Ant.Polar.:	Horizontal		

No.	Frequency (MHz)	Reading (dBuV)	Correct Factor (dB/m)	Result (dBuV/m)	Limit (dBuV/m)	Margin (dB)	Remark
12	2492.850	64.16	-0.34	63.82	74.00	-10.18	peak
13	2492.850	47.64	-0.34	47.30	54.00	-6.70	AVG
14	2493.600	63.65	-0.34	63.31	74.00	-10.69	peak
15	2493.600	47.26	-0.34	46.92	54.00	-7.08	AVG
16	2495.250	63.74	-0.34	63.40	74.00	-10.60	peak
17	2495.250	46.47	-0.34	46.13	54.00	-7.87	AVG
18	2496.200	63.54	-0.33	63.21	74.00	-10.79	peak
19	2496.200	46.12	-0.33	45.79	54.00	-8.21	AVG
20	2498.250	61.21	-0.32	60.89	74.00	-13.11	peak
21	2498.250	45.23	-0.32	44.91	54.00	-9.09	AVG
22	2499.550	59.60	-0.31	59.29	74.00	-14.71	peak
23	2499.550	44.33	-0.31	44.02	54.00	-9.98	AVG

Note:1.Result (dBuV/m) = Correct Factor (dB/m) + Reading(dBuV).

2.Correction factor (dB/m) = Antenna Factor (dB/m) + Cable loss (dB) – Pre-Amplifier gain (dB).

3.When the peak results are less than average limit, so not need to evaluate the average.

Standard:	FCC Part 15.247	Test Distance:	3m
Frequency:	2452 MHz		
Mode:	Mode 5		
Ant.Polar.:	Vertical		

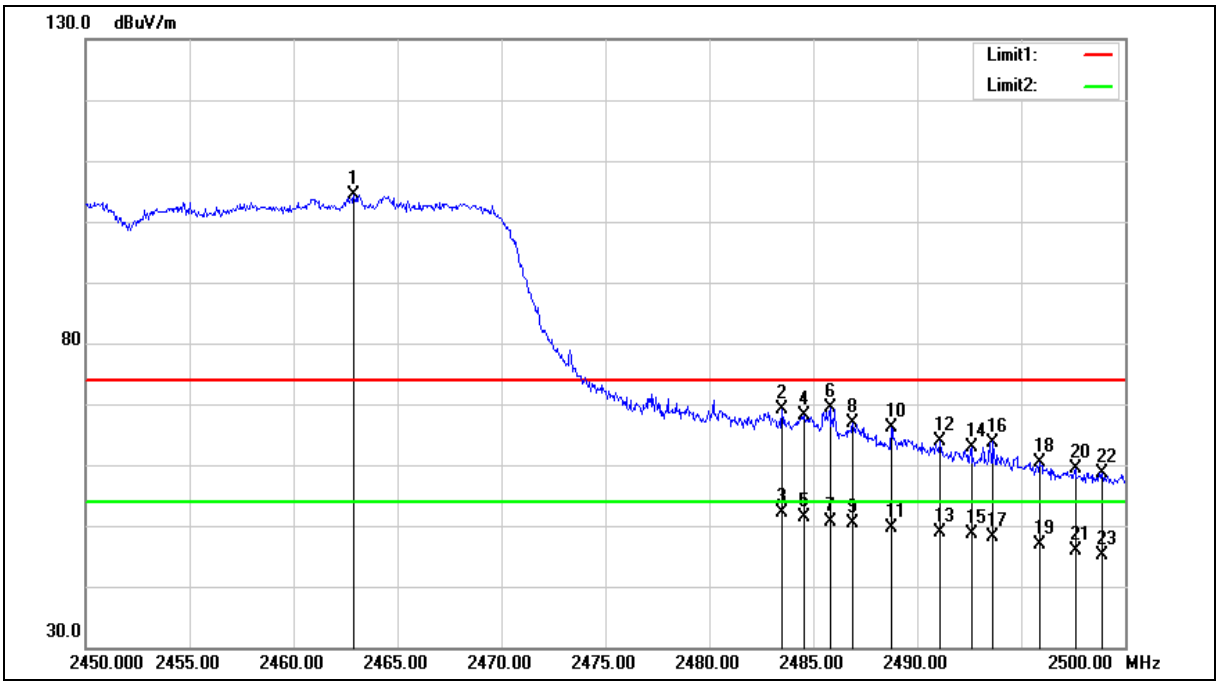

No.	Frequency (MHz)	Reading (dBuV)	Correct Factor (dB/m)	Result (dBuV/m)	Limit (dBuV/m)	Margin (dB)	Remark
1	2462.900	104.97	-0.50	104.47	--	--	peak
2	2483.500	69.47	-0.40	69.07	74.00	-4.93	peak
3	2483.500	52.53	-0.40	52.13	54.00	-1.87	AVG
4	2484.550	68.48	-0.39	68.09	74.00	-5.91	peak
5	2484.550	51.67	-0.39	51.28	54.00	-2.72	AVG
6	2485.800	69.70	-0.38	69.32	74.00	-4.68	peak
7	2485.800	51.06	-0.38	50.68	54.00	-3.32	AVG
8	2486.900	67.25	-0.37	66.88	74.00	-7.12	peak
9	2486.900	50.63	-0.37	50.26	54.00	-3.74	AVG
10	2488.750	66.41	-0.37	66.04	74.00	-7.96	peak
11	2488.750	50.08	-0.37	49.71	54.00	-4.29	AVG

Note:1.Result (dBuV/m) = Correct Factor (dB/m) + Reading(dBuV).

2.Correction factor (dB/m) = Antenna Factor (dB/m) + Cable loss (dB) – Pre-Amplifier gain (dB).

3.When the peak results are less than average limit, so not need to evaluate the average.

Standard:	FCC Part 15.247	Test Distance:	3m
Frequency:	2452 MHz		
Mode:	Mode 5		
Ant.Polar.:	Vertical		

No.	Frequency (MHz)	Reading (dBuV)	Correct Factor (dB/m)	Result (dBuV/m)	Limit (dBuV/m)	Margin (dB)	Remark
12	2491.100	64.12	-0.36	63.76	74.00	-10.24	peak
13	2491.100	49.16	-0.36	48.80	54.00	-5.20	AVG
14	2492.600	63.11	-0.35	62.76	74.00	-11.24	peak
15	2492.600	48.93	-0.35	48.58	54.00	-5.42	AVG
16	2493.650	64.09	-0.34	63.75	74.00	-10.25	peak
17	2493.650	48.57	-0.34	48.23	54.00	-5.77	AVG
18	2495.900	60.59	-0.33	60.26	74.00	-13.74	peak
19	2495.900	47.15	-0.33	46.82	54.00	-7.18	AVG
20	2497.600	59.61	-0.32	59.29	74.00	-14.71	peak
21	2497.600	46.18	-0.32	45.86	54.00	-8.14	AVG
22	2498.900	59.04	-0.31	58.73	74.00	-15.27	peak
23	2498.900	45.42	-0.31	45.11	54.00	-8.89	AVG

Note:1.Result (dBuV/m) = Correct Factor (dB/m) + Reading(dBuV).

2.Correction factor (dB/m) = Antenna Factor (dB/m) + Cable loss (dB) – Pre-Amplifier gain (dB).

3.When the peak results are less than average limit, so not need to evaluate the average.

Standard:	FCC Part 15.247	Test Distance:	3m
Frequency:	2412 MHz		
Mode:	Mode 6		
Ant.Polar.:	Horizontal		

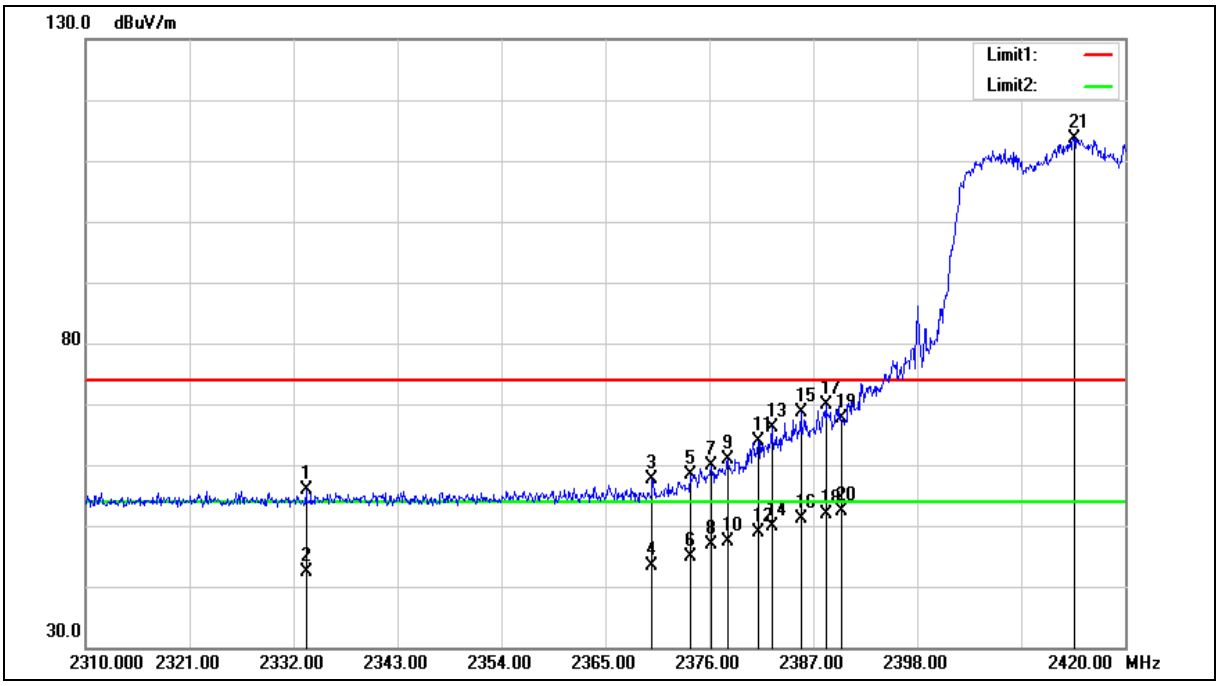

No.	Frequency (MHz)	Reading (dBuV)	Correct Factor (dB/m)	Result (dBuV/m)	Limit (dBuV/m)	Margin (dB)	Remark
1	2333.320	57.01	-1.16	55.85	74.00	-18.15	peak
2	2333.320	43.43	-1.16	42.27	54.00	-11.73	AVG
3	2369.950	58.60	-0.97	57.63	74.00	-16.37	peak
4	2369.950	44.32	-0.97	43.35	54.00	-10.65	AVG
5	2374.020	59.38	-0.96	58.42	74.00	-15.58	peak
6	2374.020	45.79	-0.96	44.83	54.00	-9.17	AVG
7	2376.220	60.85	-0.94	59.91	74.00	-14.09	peak
8	2376.220	47.86	-0.94	46.92	54.00	-7.08	AVG
9	2377.980	61.93	-0.93	61.00	74.00	-13.00	peak
10	2377.980	48.32	-0.93	47.39	54.00	-6.61	AVG
11	2381.170	64.91	-0.91	64.00	74.00	-10.00	peak

Note:1.Result (dBuV/m) = Correct Factor (dB/m) + Reading(dBuV).

2.Correction factor (dB/m) = Antenna Factor (dB/m) + Cable loss (dB) – Pre-Amplifier gain (dB).

3.When the peak results are less than average limit, so not need to evaluate the average.

Standard:	FCC Part 15.247	Test Distance:	3m
Frequency:	2412 MHz		
Mode:	Mode 6		
Ant.Polar.:	Horizontal		

No.	Frequency (MHz)	Reading (dBuV)	Correct Factor (dB/m)	Result (dBuV/m)	Limit (dBuV/m)	Margin (dB)	Remark
12	2381.170	49.68	-0.91	48.77	54.00	-5.23	AVG
13	2382.600	67.15	-0.91	66.24	74.00	-7.76	peak
14	2382.600	50.69	-0.91	49.78	54.00	-4.22	AVG
15	2385.680	69.53	-0.90	68.63	74.00	-5.37	peak
16	2385.680	52.02	-0.90	51.12	54.00	-2.88	AVG
17	2388.320	70.69	-0.88	69.81	74.00	-4.19	peak
18	2388.320	52.85	-0.88	51.97	54.00	-2.03	AVG
19	2390.000	68.55	-0.87	67.68	74.00	-6.32	peak
20	2390.000	53.32	-0.87	52.45	54.00	-1.55	AVG
21	2414.610	114.39	-0.75	113.64	--	--	peak

Note:1.Result (dBuV/m) = Correct Factor (dB/m) + Reading(dBuV).

2.Correction factor (dB/m) = Antenna Factor (dB/m) + Cable loss (dB) – Pre-Amplifier gain (dB).

3.When the peak results are less than average limit, so not need to evaluate the average.

Standard:	FCC Part 15.247	Test Distance:	3m
Frequency:	2412 MHz		
Mode:	Mode 6		
Ant.Polar.:	Vertical		

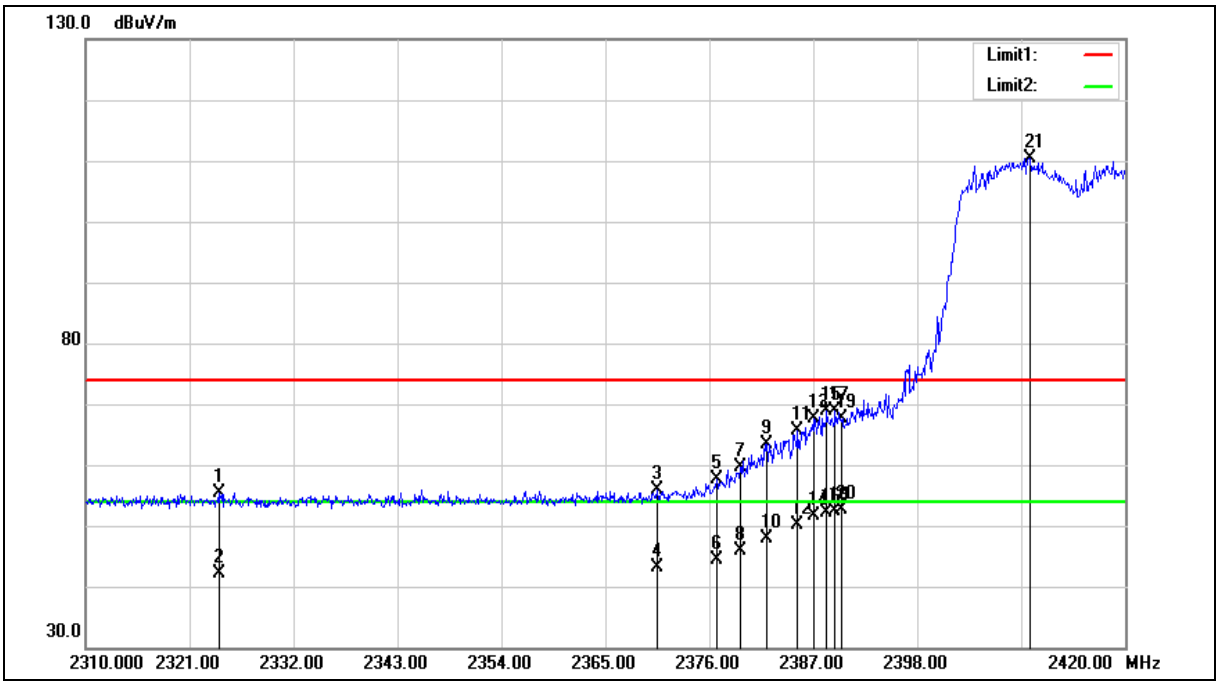

No.	Frequency (MHz)	Reading (dBuV)	Correct Factor (dB/m)	Result (dBuV/m)	Limit (dBuV/m)	Margin (dB)	Remark
1	2324.080	56.67	-1.20	55.47	74.00	-18.53	peak
2	2324.080	43.32	-1.20	42.12	54.00	-11.88	AVG
3	2370.500	56.87	-0.97	55.90	74.00	-18.10	peak
4	2370.500	44.07	-0.97	43.10	54.00	-10.90	AVG
5	2376.770	58.50	-0.94	57.56	74.00	-16.44	peak
6	2376.770	45.36	-0.94	44.42	54.00	-9.58	AVG
7	2379.300	60.52	-0.93	59.59	74.00	-14.41	peak
8	2379.300	46.92	-0.93	45.99	54.00	-8.01	AVG
9	2382.050	64.28	-0.91	63.37	74.00	-10.63	peak
10	2382.050	48.84	-0.91	47.93	54.00	-6.07	AVG
11	2385.350	66.54	-0.90	65.64	74.00	-8.36	peak

Note:1.Result (dBuV/m) = Correct Factor (dB/m) + Reading(dBuV).

2.Correction factor (dB/m) = Antenna Factor (dB/m) + Cable loss (dB) – Pre-Amplifier gain (dB).

3.When the peak results are less than average limit, so not need to evaluate the average.

Standard:	FCC Part 15.247	Test Distance:	3m
Frequency:	2412 MHz		
Mode:	Mode 6		
Ant.Polar.:	Vertical		

No.	Frequency (MHz)	Reading (dBuV)	Correct Factor (dB/m)	Result (dBuV/m)	Limit (dBuV/m)	Margin (dB)	Remark
12	2385.350	50.92	-0.90	50.02	54.00	-3.98	AVG
13	2387.000	68.46	-0.88	67.58	74.00	-6.42	peak
14	2387.000	52.51	-0.88	51.63	54.00	-2.37	AVG
15	2388.430	69.66	-0.88	68.78	74.00	-5.22	peak
16	2388.430	52.98	-0.88	52.10	54.00	-1.90	AVG
17	2389.310	69.84	-0.88	68.96	74.00	-5.04	peak
18	2389.310	53.30	-0.88	52.42	54.00	-1.58	AVG
19	2390.000	68.43	-0.87	67.56	74.00	-6.44	peak
20	2390.000	53.60	-0.87	52.73	54.00	-1.27	AVG
21	2409.990	111.17	-0.77	110.40	--	--	peak

Note:1.Result (dBuV/m) = Correct Factor (dB/m) + Reading(dBuV).

2.Correction factor (dB/m) = Antenna Factor (dB/m) + Cable loss (dB) – Pre-Amplifier gain (dB).

3.When the peak results are less than average limit, so not need to evaluate the average.

Standard:	FCC Part 15.247	Test Distance:	3m
Frequency:	2437 MHz		
Mode:	Mode 6		
Ant.Polar.:	Horizontal		

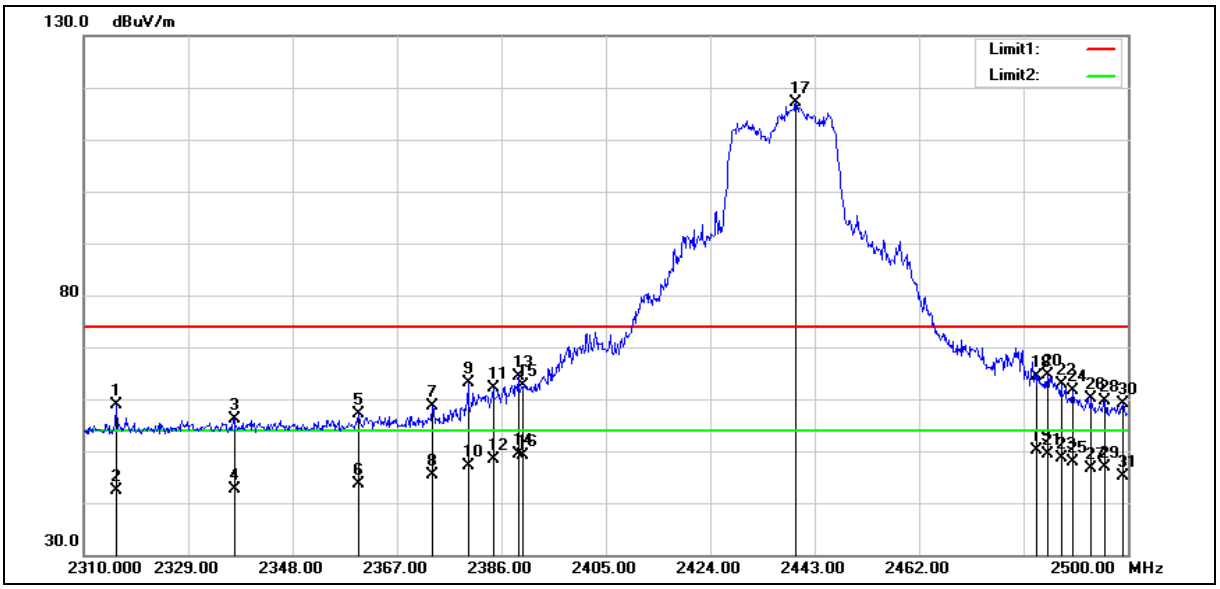

No.	Frequency (MHz)	Reading (dBuV)	Correct Factor (dB/m)	Result (dBuV/m)	Limit (dBuV/m)	Margin (dB)	Remark
1	2315.890	60.08	-1.25	58.83	74.00	-15.17	peak
2	2315.890	43.53	-1.25	42.28	54.00	-11.72	AVG
3	2337.360	57.26	-1.13	56.13	74.00	-17.87	peak
4	2337.360	43.72	-1.13	42.59	54.00	-11.41	AVG
5	2359.970	58.07	-1.03	57.04	74.00	-16.96	peak
6	2359.970	44.54	-1.03	43.51	54.00	-10.49	AVG
7	2373.460	59.51	-0.96	58.55	74.00	-15.45	peak
8	2373.460	46.44	-0.96	45.48	54.00	-8.52	AVG
9	2379.920	64.11	-0.93	63.18	74.00	-10.82	peak
10	2379.920	48.16	-0.93	47.23	54.00	-6.77	AVG
11	2384.480	63.00	-0.90	62.10	74.00	-11.90	peak

Note:1.Result (dBuV/m) = Correct Factor (dB/m) + Reading(dBuV).

2.Correction factor (dB/m) = Antenna Factor (dB/m) + Cable loss (dB) – Pre-Amplifier gain (dB).

3.When the peak results are less than average limit, so not need to evaluate the average.

Standard:	FCC Part 15.247	Test Distance:	3m
Frequency:	2437 MHz		
Mode:	Mode 6		
Ant.Polar.:	Horizontal		

No.	Frequency (MHz)	Reading (dBuV)	Correct Factor (dB/m)	Result (dBuV/m)	Limit (dBuV/m)	Margin (dB)	Remark
12	2384.480	49.35	-0.90	48.45	54.00	-5.55	AVG
13	2389.040	65.28	-0.88	64.40	74.00	-9.60	peak
14	2389.040	50.18	-0.88	49.30	54.00	-4.70	AVG
15	2390.000	63.40	-0.87	62.53	74.00	-11.47	peak
16	2390.000	50.00	-0.87	49.13	54.00	-4.87	AVG
17	2439.580	117.66	-0.62	117.04	--	--	peak
18	2483.500	64.66	-0.40	64.26	74.00	-9.74	peak
19	2483.500	50.42	-0.40	50.02	54.00	-3.98	AVG
20	2485.370	64.90	-0.39	64.51	74.00	-9.49	peak
21	2485.370	49.65	-0.39	49.26	54.00	-4.74	AVG
22	2487.840	63.21	-0.37	62.84	74.00	-11.16	peak
23	2487.840	48.88	-0.37	48.51	54.00	-5.49	AVG
24	2489.930	62.09	-0.36	61.73	74.00	-12.27	peak
25	2489.930	48.18	-0.36	47.82	54.00	-6.18	AVG
26	2493.350	60.57	-0.34	60.23	74.00	-13.77	peak
27	2493.350	46.97	-0.34	46.63	54.00	-7.37	AVG
28	2495.820	60.06	-0.33	59.73	74.00	-14.27	peak
29	2495.820	47.09	-0.33	46.76	54.00	-7.24	AVG
30	2499.050	59.38	-0.31	59.07	74.00	-14.93	peak
31	2499.050	45.54	-0.31	45.23	54.00	-8.77	AVG

Note:1.Result (dBuV/m) = Correct Factor (dB/m) + Reading(dBuV).

2.Correction factor (dB/m) = Antenna Factor (dB/m) + Cable loss (dB) – Pre-Amplifier gain (dB).

3.When the peak results are less than average limit, so not need to evaluate the average.

Standard:	FCC Part 15.247	Test Distance:	3m
Frequency:	2437 MHz		
Mode:	Mode 6		
Ant.Polar.:	Vertical		

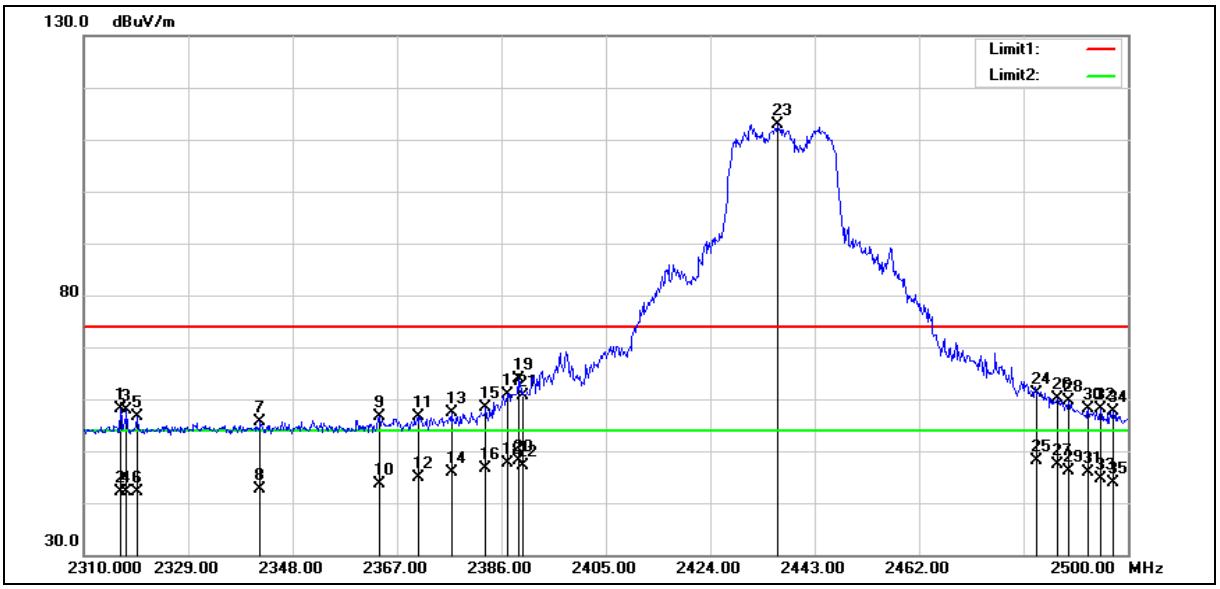

No.	Frequency (MHz)	Reading (dBuV)	Correct Factor (dB/m)	Result (dBuV/m)	Limit (dBuV/m)	Margin (dB)	Remark
1	2316.650	59.32	-1.24	58.08	74.00	-15.92	peak
2	2316.650	43.42	-1.24	42.18	54.00	-11.82	AVG
3	2317.790	59.14	-1.23	57.91	74.00	-16.09	peak
4	2317.790	43.36	-1.23	42.13	54.00	-11.87	AVG
5	2319.690	57.73	-1.22	56.51	74.00	-17.49	peak
6	2319.690	43.47	-1.22	42.25	54.00	-11.75	AVG
7	2342.110	56.72	-1.11	55.61	74.00	-18.39	peak
8	2342.110	43.68	-1.11	42.57	54.00	-11.43	AVG
9	2363.770	57.51	-1.00	56.51	74.00	-17.49	peak
10	2363.770	44.58	-1.00	43.58	54.00	-10.42	AVG
11	2370.800	57.49	-0.97	56.52	74.00	-17.48	peak

Note:1.Result (dBuV/m) = Correct Factor (dB/m) + Reading(dBuV).

2.Correction factor (dB/m) = Antenna Factor (dB/m) + Cable loss (dB) – Pre-Amplifier gain (dB).

3.When the peak results are less than average limit, so not need to evaluate the average.

Standard:	FCC Part 15.247	Test Distance:	3m
Frequency:	2437 MHz		
Mode:	Mode 6		
Ant.Polar.:	Vertical		

No.	Frequency (MHz)	Reading (dBuV)	Correct Factor (dB/m)	Result (dBuV/m)	Limit (dBuV/m)	Margin (dB)	Remark
12	2370.800	45.75	-0.97	44.78	54.00	-9.22	AVG
13	2376.880	58.29	-0.94	57.35	74.00	-16.65	peak
14	2376.880	46.92	-0.94	45.98	54.00	-8.02	AVG
15	2383.150	59.22	-0.91	58.31	74.00	-15.69	peak
16	2383.150	47.50	-0.91	46.59	54.00	-7.41	AVG
17	2387.140	61.71	-0.88	60.83	74.00	-13.17	peak
18	2387.140	48.46	-0.88	47.58	54.00	-6.42	AVG
19	2389.040	64.72	-0.88	63.84	74.00	-10.16	peak
20	2389.040	49.06	-0.88	48.18	54.00	-5.82	AVG
21	2390.000	61.52	-0.87	60.65	74.00	-13.35	peak
22	2390.000	48.04	-0.87	47.17	54.00	-6.83	AVG
23	2436.350	113.58	-0.64	112.94	--	--	peak
24	2483.500	61.45	-0.40	61.05	74.00	-12.95	peak
25	2483.500	48.60	-0.40	48.20	54.00	-5.80	AVG
26	2487.270	60.60	-0.37	60.23	74.00	-13.77	peak
27	2487.270	47.87	-0.37	47.50	54.00	-6.50	AVG
28	2489.170	60.10	-0.37	59.73	74.00	-14.27	peak
29	2489.170	46.55	-0.37	46.18	54.00	-7.82	AVG
30	2492.780	58.36	-0.34	58.02	74.00	-15.98	peak
31	2492.780	46.16	-0.34	45.82	54.00	-8.18	AVG
32	2495.060	58.50	-0.34	58.16	74.00	-15.84	peak
33	2495.060	45.01	-0.34	44.67	54.00	-9.33	AVG
34	2497.340	57.90	-0.32	57.58	74.00	-16.42	peak
35	2497.340	44.15	-0.32	43.83	54.00	-10.17	AVG

Note:1.Result (dBuV/m) = Correct Factor (dB/m) + Reading(dBuV).

2.Correction factor (dB/m) = Antenna Factor (dB/m) + Cable loss (dB) – Pre-Amplifier gain (dB).

3.When the peak results are less than average limit, so not need to evaluate the average.

Standard:	FCC Part 15.247	Test Distance:	3m
Frequency:	2462 MHz		
Mode:	Mode 6		
Ant.Polar.:	Horizontal		

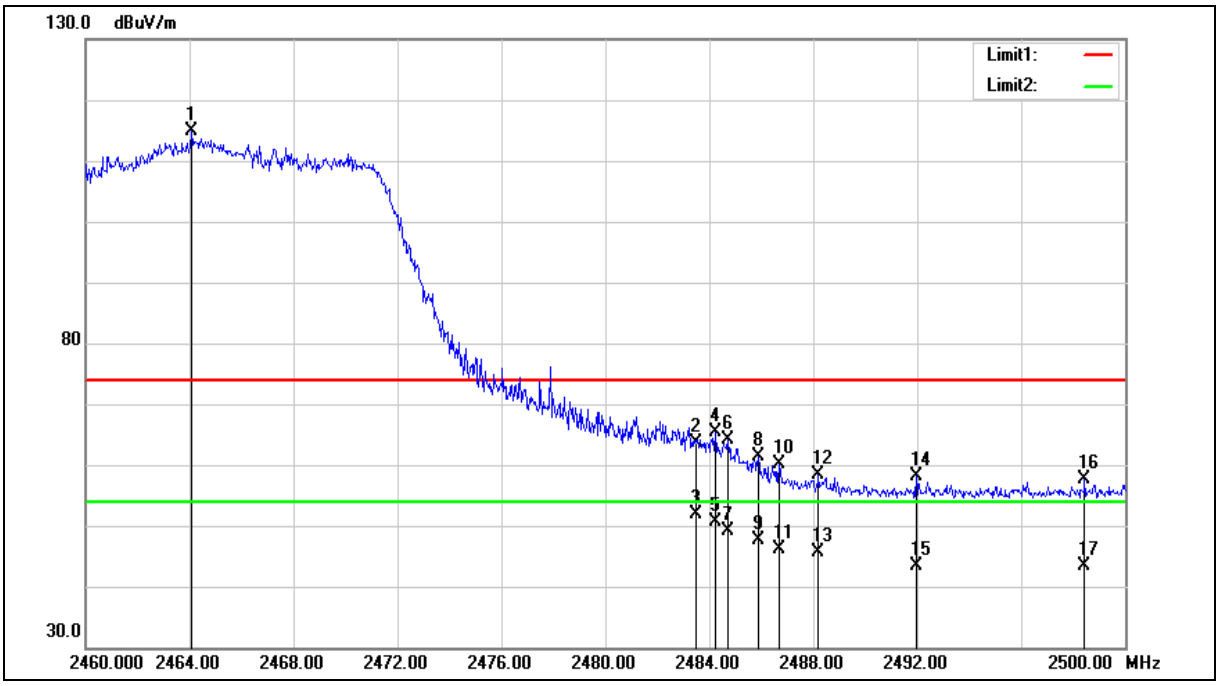

No.	Frequency (MHz)	Reading (dBuV)	Correct Factor (dB/m)	Result (dBuV/m)	Limit (dBuV/m)	Margin (dB)	Remark
1	2464.080	115.33	-0.49	114.84	--	--	peak
2	2483.500	64.12	-0.40	63.72	74.00	-10.28	peak
3	2483.500	52.29	-0.40	51.89	54.00	-2.11	AVG
4	2484.240	65.68	-0.39	65.29	74.00	-8.71	peak
5	2484.240	51.06	-0.39	50.67	54.00	-3.33	AVG
6	2484.720	64.51	-0.39	64.12	74.00	-9.88	peak
7	2484.720	49.64	-0.39	49.25	54.00	-4.75	AVG
8	2485.880	61.65	-0.38	61.27	74.00	-12.73	peak
9	2485.880	48.03	-0.38	47.65	54.00	-6.35	AVG
10	2486.680	60.53	-0.38	60.15	74.00	-13.85	peak
11	2486.680	46.54	-0.38	46.16	54.00	-7.84	AVG

Note:1.Result (dBuV/m) = Correct Factor (dB/m) + Reading(dBuV).

2.Correction factor (dB/m) = Antenna Factor (dB/m) + Cable loss (dB) – Pre-Amplifier gain (dB).

3.When the peak results are less than average limit, so not need to evaluate the average.

Standard:	FCC Part 15.247	Test Distance:	3m
Frequency:	2462 MHz		
Mode:	Mode 6		
Ant.Polar.:	Horizontal		

No.	Frequency (MHz)	Reading (dBuV)	Correct Factor (dB/m)	Result (dBuV/m)	Limit (dBuV/m)	Margin (dB)	Remark
12	2488.200	58.79	-0.37	58.42	74.00	-15.58	peak
13	2488.200	46.06	-0.37	45.69	54.00	-8.31	AVG
14	2491.960	58.44	-0.35	58.09	74.00	-15.91	peak
15	2491.960	43.73	-0.35	43.38	54.00	-10.62	AVG
16	2498.440	57.86	-0.32	57.54	74.00	-16.46	peak
17	2498.440	43.63	-0.32	43.31	54.00	-10.69	AVG

Note:1.Result (dBuV/m) = Correct Factor (dB/m) + Reading(dBuV).

2.Correction factor (dB/m) = Antenna Factor (dB/m) + Cable loss (dB) – Pre-Amplifier gain (dB).

3.When the peak results are less than average limit, so not need to evaluate the average.

Standard:	FCC Part 15.247	Test Distance:	3m
Frequency:	2462 MHz		
Mode:	Mode 6		
Ant.Polar.:	Vertical		

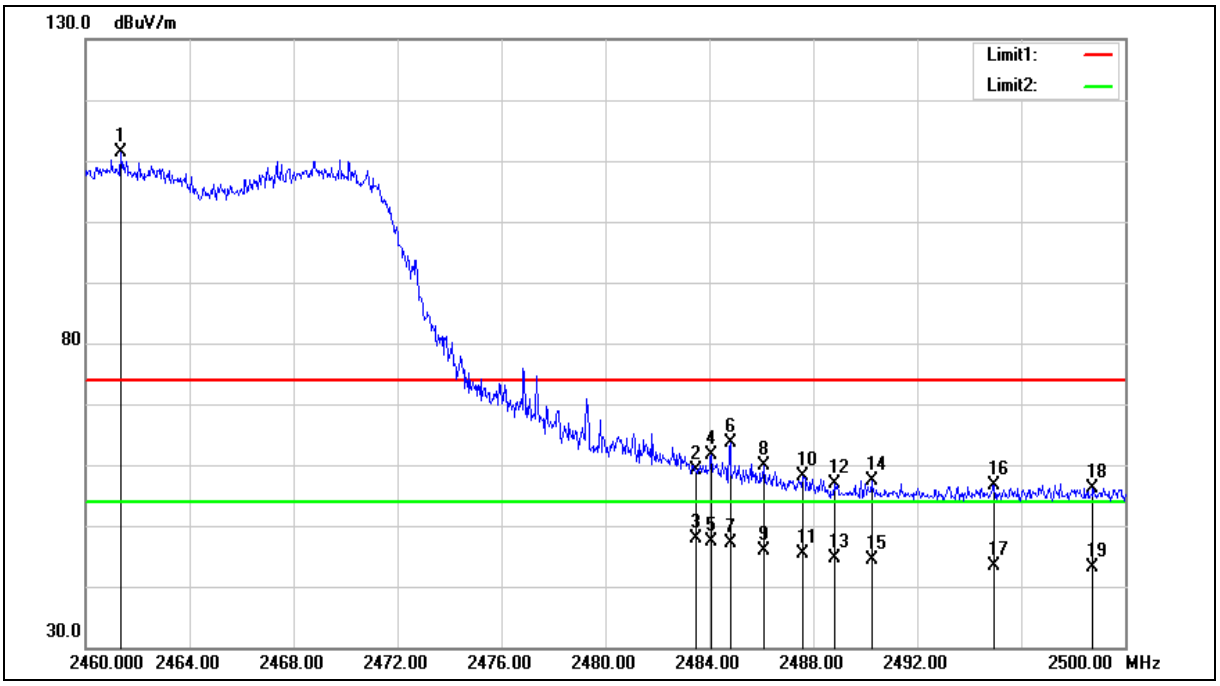

No.	Frequency (MHz)	Reading (dBuV)	Correct Factor (dB/m)	Result (dBuV/m)	Limit (dBuV/m)	Margin (dB)	Remark
1	2461.360	111.95	-0.51	111.44	--	--	peak
2	2483.500	59.56	-0.40	59.16	74.00	-14.84	peak
3	2483.500	48.18	-0.40	47.78	54.00	-6.22	AVG
4	2484.080	61.99	-0.39	61.60	74.00	-12.40	peak
5	2484.080	47.78	-0.39	47.39	54.00	-6.61	AVG
6	2484.800	63.97	-0.39	63.58	74.00	-10.42	peak
7	2484.800	47.49	-0.39	47.10	54.00	-6.90	AVG
8	2486.080	60.26	-0.38	59.88	74.00	-14.12	peak
9	2486.080	46.34	-0.38	45.96	54.00	-8.04	AVG
10	2487.600	58.40	-0.37	58.03	74.00	-15.97	peak
11	2487.600	45.72	-0.37	45.35	54.00	-8.65	AVG

Note:1.Result (dBuV/m) = Correct Factor (dB/m) + Reading(dBuV).

2.Correction factor (dB/m) = Antenna Factor (dB/m) + Cable loss (dB) – Pre-Amplifier gain (dB).

3.When the peak results are less than average limit, so not need to evaluate the average.

Standard:	FCC Part 15.247	Test Distance:	3m
Frequency:	2462 MHz		
Mode:	Mode 6		
Ant.Polar.:	Vertical		

No.	Frequency (MHz)	Reading (dBuV)	Correct Factor (dB/m)	Result (dBuV/m)	Limit (dBuV/m)	Margin (dB)	Remark
12	2488.800	57.29	-0.37	56.92	74.00	-17.08	peak
13	2488.800	45.11	-0.37	44.74	54.00	-9.26	AVG
14	2490.240	57.68	-0.36	57.32	74.00	-16.68	peak
15	2490.240	44.72	-0.36	44.36	54.00	-9.64	AVG
16	2494.960	56.98	-0.34	56.64	74.00	-17.36	peak
17	2494.960	43.61	-0.34	43.27	54.00	-10.73	AVG
18	2498.760	56.46	-0.31	56.15	74.00	-17.85	peak
19	2498.760	43.47	-0.31	43.16	54.00	-10.84	AVG

Note:1.Result (dBuV/m) = Correct Factor (dB/m) + Reading(dBuV).

2.Correction factor (dB/m) = Antenna Factor (dB/m) + Cable loss (dB) – Pre-Amplifier gain (dB).

3.When the peak results are less than average limit, so not need to evaluate the average.

Standard:	FCC Part 15.247	Test Distance:	3m
Frequency:	2422 MHz		
Mode:	Mode 7		
Ant.Polar.:	Horizontal		

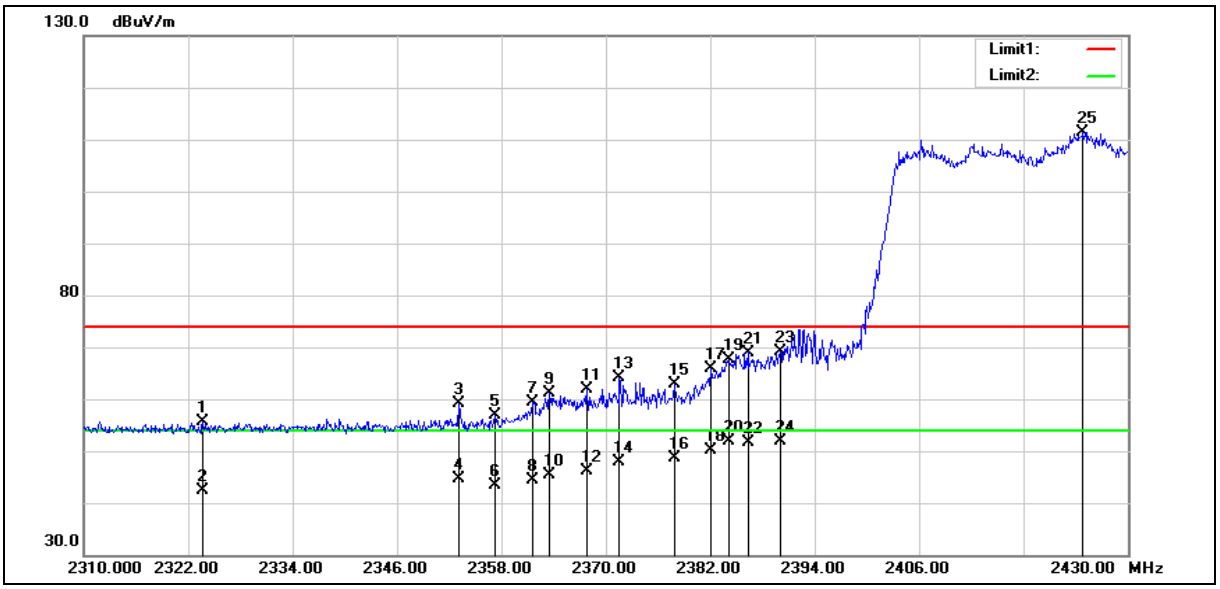

No.	Frequency (MHz)	Reading (dBuV)	Correct Factor (dB/m)	Result (dBuV/m)	Limit (dBuV/m)	Margin (dB)	Remark
1	2323.680	56.89	-1.20	55.69	74.00	-18.31	peak
2	2323.680	43.51	-1.20	42.31	54.00	-11.69	AVG
3	2353.080	60.08	-1.05	59.03	74.00	-14.97	peak
4	2353.080	45.73	-1.05	44.68	54.00	-9.32	AVG
5	2357.280	57.94	-1.05	56.89	74.00	-17.11	peak
6	2357.280	44.43	-1.05	43.38	54.00	-10.62	AVG
7	2361.600	60.48	-1.02	59.46	74.00	-14.54	peak
8	2361.600	45.44	-1.02	44.42	54.00	-9.58	AVG
9	2363.520	62.18	-1.00	61.18	74.00	-12.82	peak
10	2363.520	46.49	-1.00	45.49	54.00	-8.51	AVG
11	2367.840	62.80	-0.99	61.81	74.00	-12.19	peak

Note:1.Result (dBuV/m) = Correct Factor (dB/m) + Reading(dBuV).

2.Correction factor (dB/m) = Antenna Factor (dB/m) + Cable loss (dB) – Pre-Amplifier gain (dB).

3.When the peak results are less than average limit, so not need to evaluate the average.

Standard:	FCC Part 15.247	Test Distance:	3m
Frequency:	2422 MHz		
Mode:	Mode 7		
Ant.Polar.:	Horizontal		

No.	Frequency (MHz)	Reading (dBuV)	Correct Factor (dB/m)	Result (dBuV/m)	Limit (dBuV/m)	Margin (dB)	Remark
12	2367.840	47.23	-0.99	46.24	54.00	-7.76	AVG
13	2371.560	65.18	-0.97	64.21	74.00	-9.79	peak
14	2371.560	48.84	-0.97	47.87	54.00	-6.13	AVG
15	2377.920	63.93	-0.94	62.99	74.00	-11.01	peak
16	2377.920	49.57	-0.94	48.63	54.00	-5.37	AVG
17	2382.120	66.68	-0.91	65.77	74.00	-8.23	peak
18	2382.120	51.08	-0.91	50.17	54.00	-3.83	AVG
19	2384.160	68.45	-0.90	67.55	74.00	-6.45	peak
20	2384.160	52.79	-0.90	51.89	54.00	-2.11	AVG
21	2386.320	69.83	-0.90	68.93	74.00	-5.07	peak
22	2386.320	52.48	-0.90	51.58	54.00	-2.42	AVG
23	2390.000	70.03	-0.87	69.16	74.00	-4.84	peak
24	2390.000	52.83	-0.87	51.96	54.00	-2.04	AVG
25	2424.840	112.06	-0.70	111.36	--	--	peak

Note:1.Result (dBuV/m) = Correct Factor (dB/m) + Reading(dBuV).

2.Correction factor (dB/m) = Antenna Factor (dB/m) + Cable loss (dB) – Pre-Amplifier gain (dB).

3.When the peak results are less than average limit, so not need to evaluate the average.

Standard:	FCC Part 15.247	Test Distance:	3m
Frequency:	2422 MHz		
Mode:	Mode 7		
Ant.Polar.:	Vertical		

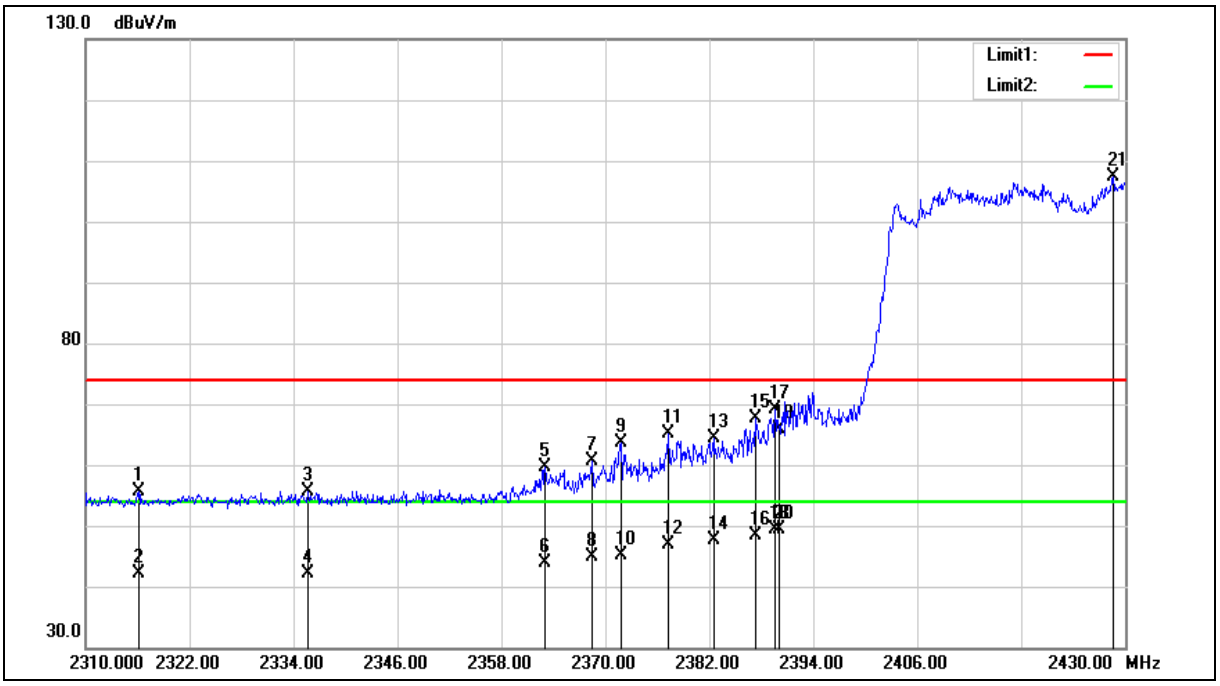

No.	Frequency (MHz)	Reading (dBuV)	Correct Factor (dB/m)	Result (dBuV/m)	Limit (dBuV/m)	Margin (dB)	Remark
1	2316.120	56.82	-1.25	55.57	74.00	-18.43	peak
2	2316.120	43.27	-1.25	42.02	54.00	-11.98	AVG
3	2335.680	56.84	-1.14	55.70	74.00	-18.30	peak
4	2335.680	43.33	-1.14	42.19	54.00	-11.81	AVG
5	2363.040	60.65	-1.02	59.63	74.00	-14.37	peak
6	2363.040	45.00	-1.02	43.98	54.00	-10.02	AVG
7	2368.440	61.57	-0.99	60.58	74.00	-13.42	peak
8	2368.440	45.83	-0.99	44.84	54.00	-9.16	AVG
9	2371.800	64.66	-0.97	63.69	74.00	-10.31	peak
10	2371.800	46.03	-0.97	45.06	54.00	-8.94	AVG
11	2377.200	66.10	-0.94	65.16	74.00	-8.84	peak

Note:1.Result (dBuV/m) = Correct Factor (dB/m) + Reading(dBuV).

2.Correction factor (dB/m) = Antenna Factor (dB/m) + Cable loss (dB) – Pre-Amplifier gain (dB).

3.When the peak results are less than average limit, so not need to evaluate the average.

Standard:	FCC Part 15.247	Test Distance:	3m
Frequency:	2422 MHz		
Mode:	Mode 7		
Ant.Polar.:	Vertical		

No.	Frequency (MHz)	Reading (dBuV)	Correct Factor (dB/m)	Result (dBuV/m)	Limit (dBuV/m)	Margin (dB)	Remark
12	2377.200	47.72	-0.94	46.78	54.00	-7.22	AVG
13	2382.480	65.20	-0.91	64.29	74.00	-9.71	peak
14	2382.480	48.49	-0.91	47.58	54.00	-6.42	AVG
15	2387.280	68.61	-0.88	67.73	74.00	-6.27	peak
16	2387.280	49.34	-0.88	48.46	54.00	-5.54	AVG
17	2389.560	70.01	-0.88	69.13	74.00	-4.87	peak
18	2389.560	50.23	-0.88	49.35	54.00	-4.65	AVG
19	2390.000	66.80	-0.87	65.93	74.00	-8.07	peak
20	2390.000	50.28	-0.87	49.41	54.00	-4.59	AVG
21	2428.560	107.97	-0.67	107.30	--	--	peak

Note:1.Result (dBuV/m) = Correct Factor (dB/m) + Reading(dBuV).

2.Correction factor (dB/m) = Antenna Factor (dB/m) + Cable loss (dB) – Pre-Amplifier gain (dB).

3.When the peak results are less than average limit, so not need to evaluate the average.

Standard:	FCC Part 15.247	Test Distance:	3m
Frequency:	2437 MHz		
Mode:	Mode 7		
Ant.Polar.:	Horizontal		

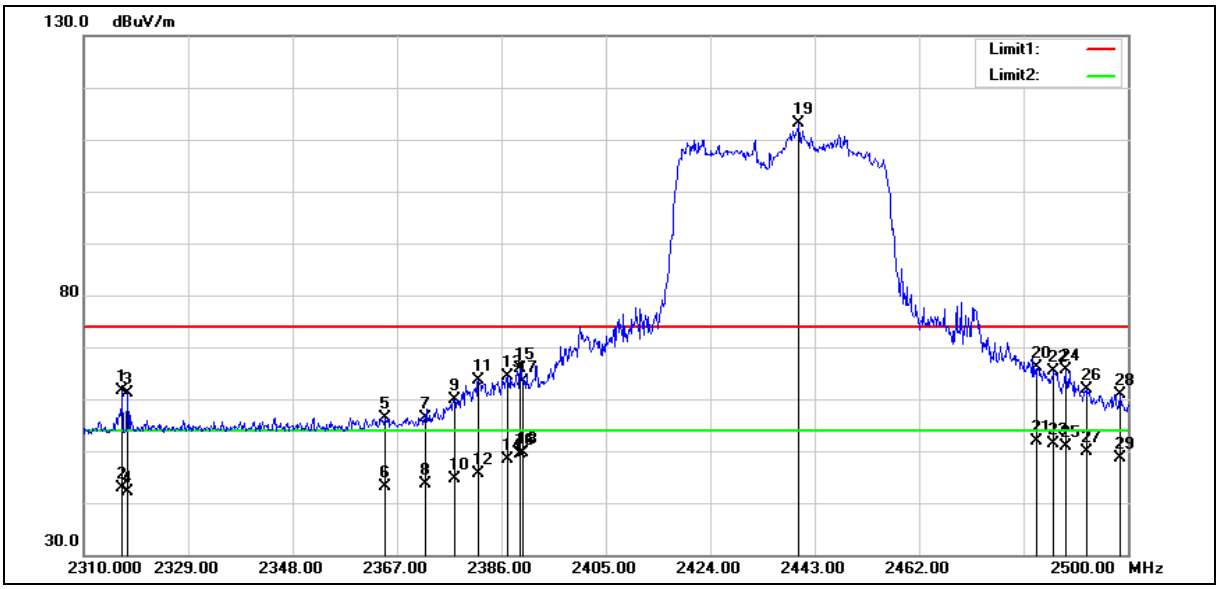

No.	Frequency (MHz)	Reading (dBuV)	Correct Factor (dB/m)	Result (dBuV/m)	Limit (dBuV/m)	Margin (dB)	Remark
1	2317.030	62.80	-1.23	61.57	74.00	-12.43	peak
2	2317.030	44.19	-1.23	42.96	54.00	-11.04	AVG
3	2317.980	62.48	-1.23	61.25	74.00	-12.75	peak
4	2317.980	43.46	-1.23	42.23	54.00	-11.77	AVG
5	2364.910	57.48	-1.00	56.48	74.00	-17.52	peak
6	2364.910	44.19	-1.00	43.19	54.00	-10.81	AVG
7	2372.130	57.43	-0.96	56.47	74.00	-17.53	peak
8	2372.130	44.50	-0.96	43.54	54.00	-10.46	AVG
9	2377.450	60.90	-0.94	59.96	74.00	-14.04	peak
10	2377.450	45.61	-0.94	44.67	54.00	-9.33	AVG
11	2381.820	64.43	-0.91	63.52	74.00	-10.48	peak

Note:1.Result (dBuV/m) = Correct Factor (dB/m) + Reading(dBuV).

2.Correction factor (dB/m) = Antenna Factor (dB/m) + Cable loss (dB) – Pre-Amplifier gain (dB).

3.When the peak results are less than average limit, so not need to evaluate the average.

Standard:	FCC Part 15.247	Test Distance:	3m
Frequency:	2437 MHz		
Mode:	Mode 7		
Ant.Polar.:	Horizontal		

No.	Frequency (MHz)	Reading (dBuV)	Correct Factor (dB/m)	Result (dBuV/m)	Limit (dBuV/m)	Margin (dB)	Remark
12	2381.820	46.52	-0.91	45.61	54.00	-8.39	AVG
13	2387.140	65.22	-0.88	64.34	74.00	-9.66	peak
14	2387.140	49.37	-0.88	48.49	54.00	-5.51	AVG
15	2389.420	66.69	-0.88	65.81	74.00	-8.19	peak
16	2389.420	50.35	-0.88	49.47	54.00	-4.53	AVG
17	2390.000	64.23	-0.87	63.36	74.00	-10.64	peak
18	2390.000	50.52	-0.87	49.65	54.00	-4.35	AVG
19	2440.150	113.67	-0.61	113.06	--	--	peak
20	2483.500	66.60	-0.40	66.20	74.00	-7.80	peak
21	2483.500	52.36	-0.40	51.96	54.00	-2.04	AVG
22	2486.510	65.66	-0.38	65.28	74.00	-8.72	peak
23	2486.510	51.66	-0.38	51.28	54.00	-2.72	AVG
24	2488.600	66.07	-0.37	65.70	74.00	-8.30	peak
25	2488.600	51.20	-0.37	50.83	54.00	-3.17	AVG
26	2492.400	62.29	-0.35	61.94	74.00	-12.06	peak
27	2492.400	50.11	-0.35	49.76	54.00	-4.24	AVG
28	2498.480	61.27	-0.32	60.95	74.00	-13.05	peak
29	2498.480	48.92	-0.32	48.60	54.00	-5.40	AVG

Note:1.Result (dBuV/m) = Correct Factor (dB/m) + Reading(dBuV).

2.Correction factor (dB/m) = Antenna Factor (dB/m) + Cable loss (dB) – Pre-Amplifier gain (dB).

3.When the peak results are less than average limit, so not need to evaluate the average.

Standard:	FCC Part 15.247	Test Distance:	3m
Frequency:	2437 MHz		
Mode:	Mode 7		
Ant.Polar.:	Vertical		

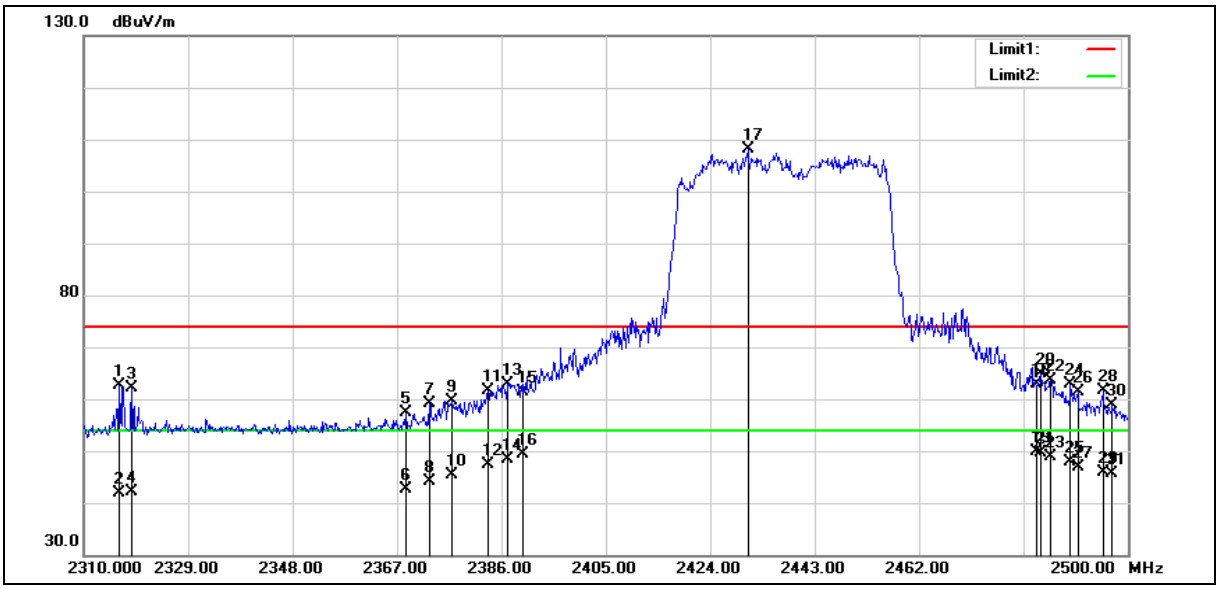

No.	Frequency (MHz)	Reading (dBuV)	Correct Factor (dB/m)	Result (dBuV/m)	Limit (dBuV/m)	Margin (dB)	Remark
1	2316.460	63.99	-1.24	62.75	74.00	-11.25	peak
2	2316.460	43.19	-1.24	41.95	54.00	-12.05	AVG
3	2318.740	63.28	-1.23	62.05	74.00	-11.95	peak
4	2318.740	43.30	-1.23	42.07	54.00	-11.93	AVG
5	2368.520	58.35	-0.99	57.36	74.00	-16.64	peak
6	2368.520	43.58	-0.99	42.59	54.00	-11.41	AVG
7	2372.890	60.19	-0.96	59.23	74.00	-14.77	peak
8	2372.890	45.14	-0.96	44.18	54.00	-9.82	AVG
9	2377.070	60.59	-0.94	59.65	74.00	-14.35	peak
10	2377.070	46.20	-0.94	45.26	54.00	-8.74	AVG
11	2383.530	62.58	-0.91	61.67	74.00	-12.33	peak

Note:1.Result (dBuV/m) = Correct Factor (dB/m) + Reading(dBuV).

2.Correction factor (dB/m) = Antenna Factor (dB/m) + Cable loss (dB) – Pre-Amplifier gain (dB).

3.When the peak results are less than average limit, so not need to evaluate the average.

Standard:	FCC Part 15.247	Test Distance:	3m
Frequency:	2437 MHz		
Mode:	Mode 7		
Ant.Polar.:	Vertical		

No.	Frequency (MHz)	Reading (dBuV)	Correct Factor (dB/m)	Result (dBuV/m)	Limit (dBuV/m)	Margin (dB)	Remark
12	2383.530	48.19	-0.91	47.28	54.00	-6.72	AVG
13	2387.140	63.82	-0.88	62.94	74.00	-11.06	peak
14	2387.140	49.31	-0.88	48.43	54.00	-5.57	AVG
15	2390.000	62.19	-0.87	61.32	74.00	-12.68	peak
16	2390.000	50.26	-0.87	49.39	54.00	-4.61	AVG
17	2430.840	108.90	-0.67	108.23	--	--	peak
18	2483.500	63.25	-0.40	62.85	74.00	-11.15	peak
19	2483.500	50.33	-0.40	49.93	54.00	-4.07	AVG
20	2484.040	65.22	-0.39	64.83	74.00	-9.17	peak
21	2484.040	50.00	-0.39	49.61	54.00	-4.39	AVG
22	2485.940	63.90	-0.38	63.52	74.00	-10.48	peak
23	2485.940	49.20	-0.38	48.82	54.00	-5.18	AVG
24	2489.550	63.15	-0.37	62.78	74.00	-11.22	peak
25	2489.550	48.28	-0.37	47.91	54.00	-6.09	AVG
26	2490.880	61.85	-0.36	61.49	74.00	-12.51	peak
27	2490.880	47.23	-0.36	46.87	54.00	-7.13	AVG
28	2495.440	61.92	-0.34	61.58	74.00	-12.42	peak
29	2495.440	46.14	-0.34	45.80	54.00	-8.20	AVG
30	2497.150	59.19	-0.32	58.87	74.00	-15.13	peak
31	2497.150	46.05	-0.32	45.73	54.00	-8.27	AVG

Note:1.Result (dBuV/m) = Correct Factor (dB/m) + Reading(dBuV).

2.Correction factor (dB/m) = Antenna Factor (dB/m) + Cable loss (dB) – Pre-Amplifier gain (dB).

3.When the peak results are less than average limit, so not need to evaluate the average.

Standard:	FCC Part 15.247	Test Distance:	3m
Frequency:	2452 MHz		
Mode:	Mode 7		
Ant.Polar.:	Horizontal		

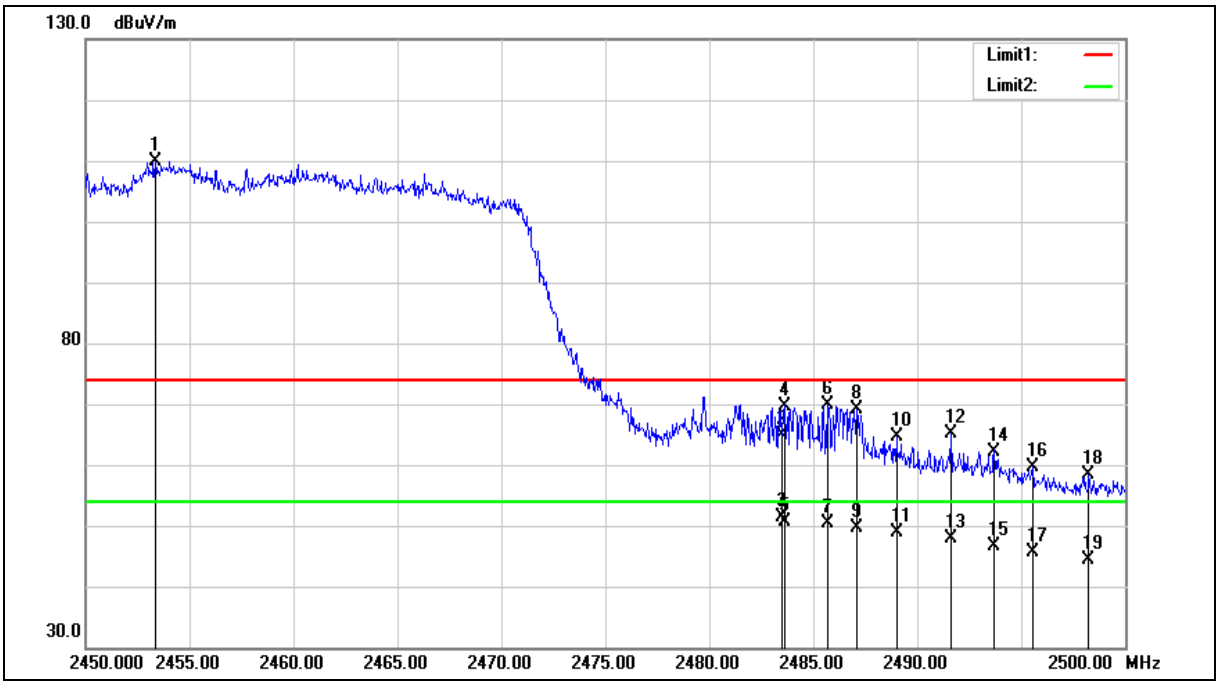

No.	Frequency (MHz)	Reading (dBuV)	Correct Factor (dB/m)	Result (dBuV/m)	Limit (dBuV/m)	Margin (dB)	Remark
1	2453.350	110.37	-0.55	109.82	--	--	peak
2	2483.500	65.20	-0.40	64.80	74.00	-9.20	peak
3	2483.500	51.87	-0.40	51.47	54.00	-2.53	AVG
4	2483.600	70.15	-0.40	69.75	74.00	-4.25	peak
5	2483.600	51.05	-0.40	50.65	54.00	-3.35	AVG
6	2485.700	70.23	-0.38	69.85	74.00	-4.15	peak
7	2485.700	50.74	-0.38	50.36	54.00	-3.64	AVG
8	2487.100	69.58	-0.37	69.21	74.00	-4.79	peak
9	2487.100	49.91	-0.37	49.54	54.00	-4.46	AVG
10	2489.000	64.89	-0.37	64.52	74.00	-9.48	peak
11	2489.000	49.14	-0.37	48.77	54.00	-5.23	AVG

Note:1.Result (dBuV/m) = Correct Factor (dB/m) + Reading(dBuV).

2.Correction factor (dB/m) = Antenna Factor (dB/m) + Cable loss (dB) – Pre-Amplifier gain (dB).

3.When the peak results are less than average limit, so not need to evaluate the average.

Standard:	FCC Part 15.247	Test Distance:	3m
Frequency:	2452 MHz		
Mode:	Mode 7		
Ant.Polar.:	Horizontal		

No.	Frequency (MHz)	Reading (dBuV)	Correct Factor (dB/m)	Result (dBuV/m)	Limit (dBuV/m)	Margin (dB)	Remark
12	2491.600	65.58	-0.35	65.23	74.00	-8.77	peak
13	2491.600	48.33	-0.35	47.98	54.00	-6.02	AVG
14	2493.700	62.59	-0.34	62.25	74.00	-11.75	peak
15	2493.700	46.98	-0.34	46.64	54.00	-7.36	AVG
16	2495.550	60.05	-0.34	59.71	74.00	-14.29	peak
17	2495.550	45.98	-0.34	45.64	54.00	-8.36	AVG
18	2498.250	58.74	-0.32	58.42	74.00	-15.58	peak
19	2498.250	44.69	-0.32	44.37	54.00	-9.63	AVG

Note:1.Result (dBuV/m) = Correct Factor (dB/m) + Reading(dBuV).

2.Correction factor (dB/m) = Antenna Factor (dB/m) + Cable loss (dB) – Pre-Amplifier gain (dB).

3.When the peak results are less than average limit, so not need to evaluate the average.

Standard:	FCC Part 15.247	Test Distance:	3m
Frequency:	2452 MHz		
Mode:	Mode 7		
Ant.Polar.:	Vertical		

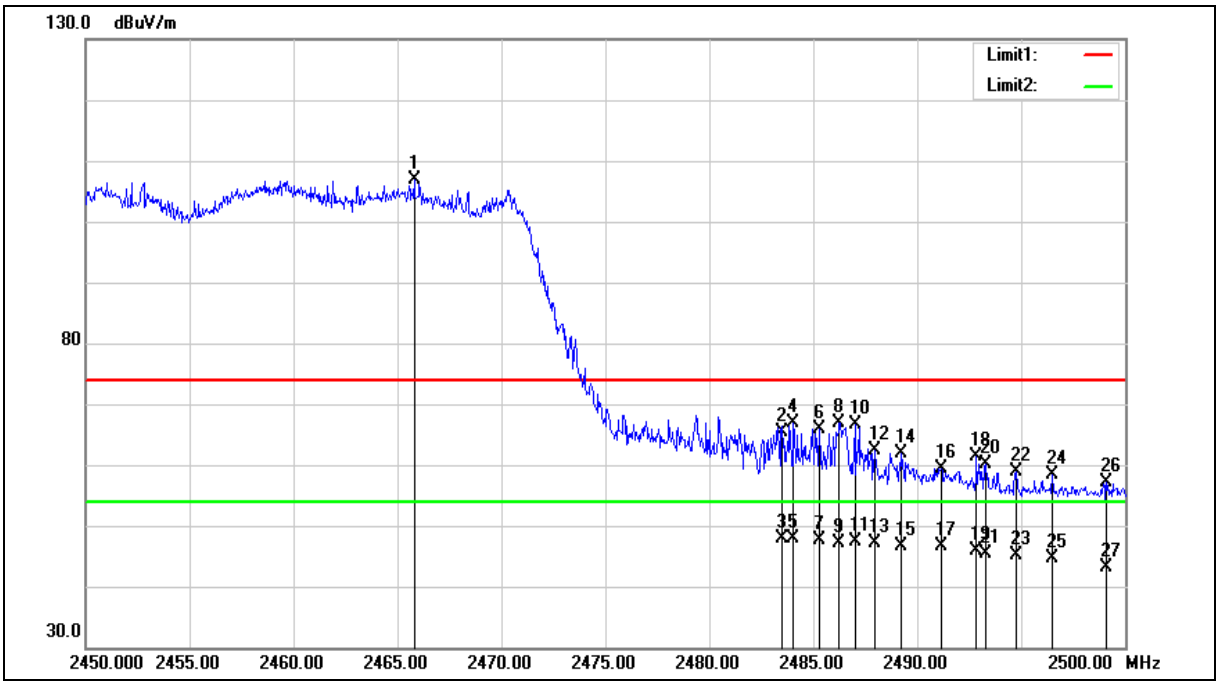

No.	Frequency (MHz)	Reading (dBuV)	Correct Factor (dB/m)	Result (dBuV/m)	Limit (dBuV/m)	Margin (dB)	Remark
1	2465.800	107.26	-0.49	106.77	--	--	peak
2	2483.500	65.81	-0.40	65.41	74.00	-8.59	peak
3	2483.500	48.32	-0.40	47.92	54.00	-6.08	AVG
4	2484.050	67.17	-0.39	66.78	74.00	-7.22	peak
5	2484.050	48.29	-0.39	47.90	54.00	-6.10	AVG
6	2485.300	66.34	-0.39	65.95	74.00	-8.05	peak
7	2485.300	47.92	-0.39	47.53	54.00	-6.47	AVG
8	2486.250	67.17	-0.38	66.79	74.00	-7.21	peak
9	2486.250	47.59	-0.38	47.21	54.00	-6.79	AVG
10	2487.000	66.96	-0.37	66.59	74.00	-7.41	peak
11	2487.000	47.79	-0.37	47.42	54.00	-6.58	AVG

Note:1.Result (dBuV/m) = Correct Factor (dB/m) + Reading(dBuV).

2.Correction factor (dB/m) = Antenna Factor (dB/m) + Cable loss (dB) – Pre-Amplifier gain (dB).

3.When the peak results are less than average limit, so not need to evaluate the average.

Standard:	FCC Part 15.247	Test Distance:	3m
Frequency:	2452 MHz		
Mode:	Mode 7		
Ant.Polar.:	Vertical		

No.	Frequency (MHz)	Reading (dBuV)	Correct Factor (dB/m)	Result (dBuV/m)	Limit (dBuV/m)	Margin (dB)	Remark
12	2487.950	62.64	-0.37	62.27	74.00	-11.73	peak
13	2487.950	47.46	-0.37	47.09	54.00	-6.91	AVG
14	2489.250	62.23	-0.37	61.86	74.00	-12.14	peak
15	2489.250	47.02	-0.37	46.65	54.00	-7.35	AVG
16	2491.150	59.81	-0.36	59.45	74.00	-14.55	peak
17	2491.150	47.01	-0.36	46.65	54.00	-7.35	AVG
18	2492.850	61.60	-0.34	61.26	74.00	-12.74	peak
19	2492.850	46.12	-0.34	45.78	54.00	-8.22	AVG
20	2493.300	60.43	-0.34	60.09	74.00	-13.91	peak
21	2493.300	45.64	-0.34	45.30	54.00	-8.70	AVG
22	2494.750	59.10	-0.34	58.76	74.00	-15.24	peak
23	2494.750	45.38	-0.34	45.04	54.00	-8.96	AVG
24	2496.500	58.59	-0.33	58.26	74.00	-15.74	peak
25	2496.500	44.93	-0.33	44.60	54.00	-9.40	AVG
26	2499.100	57.53	-0.31	57.22	74.00	-16.78	peak
27	2499.100	43.56	-0.31	43.25	54.00	-10.75	AVG

Note:1.Result (dBuV/m) = Correct Factor (dB/m) + Reading(dBuV).

2.Correction factor (dB/m) = Antenna Factor (dB/m) + Cable loss (dB) – Pre-Amplifier gain (dB).

3.When the peak results are less than average limit, so not need to evaluate the average.

Beamforming on

Below 1 GHz

Standard:	FCC Part 15.247	Test Distance:	3m
Frequency:	2437 MHz		
Mode:	Mode 4		
Ant.Polar.:	Horizontal		

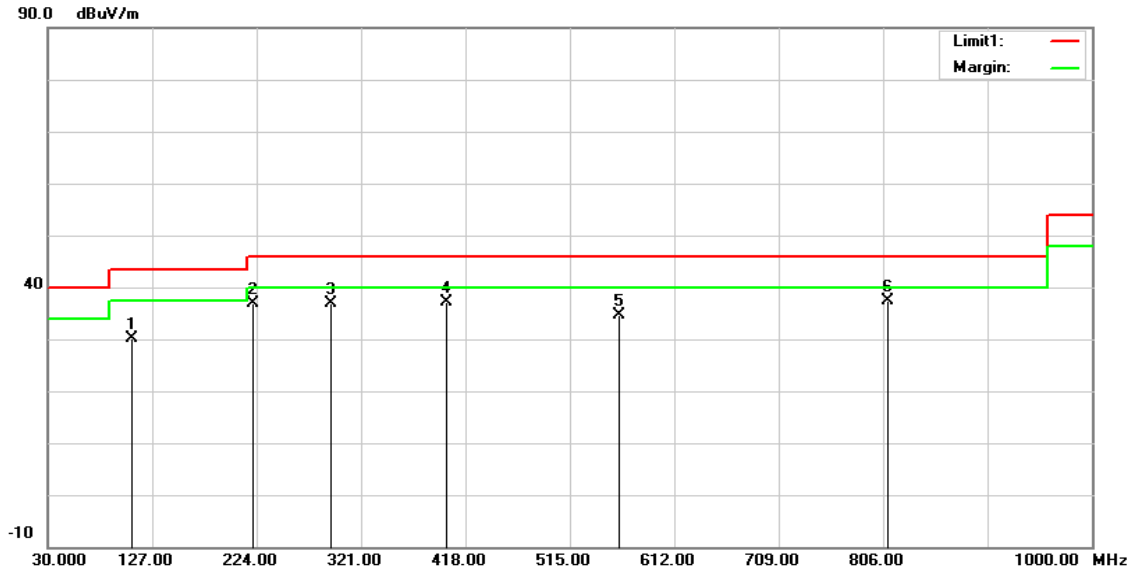

No.	Frequency (MHz)	Reading (dBuV)	Correct Factor (dB/m)	Result (dBuV/m)	Limit (dBuV/m)	Margin (dB)	Remark
1	108.5700	39.60	-9.45	30.15	43.50	-13.35	QP
2	221.0900	43.88	-7.12	36.76	46.00	-9.24	QP
3	292.8700	41.27	-4.37	36.90	46.00	-9.10	QP
4	400.5400	39.27	-2.08	37.19	46.00	-8.81	QP
5	560.5900	33.18	1.35	34.53	46.00	-11.47	QP
6	810.8500	31.42	6.00	37.42	46.00	-8.58	QP

Note:1.Result (dBuV/m) = Correct Factor (dB/m) + Reading(dBuV).

Example: 30.15=-9.45+39.60.

2.Correction factor (dB/m) = Antenna Factor (dB/m) + Cable loss (dB) – Pre-Amplifier gain (dB).

3.When the peak results are less than average limit, so not need to evaluate the average.

Standard:	FCC Part 15.247	Test Distance:	3m
Frequency:	2437 MHz		
Mode:	Mode 4		
Ant.Polar.:	Vertical		

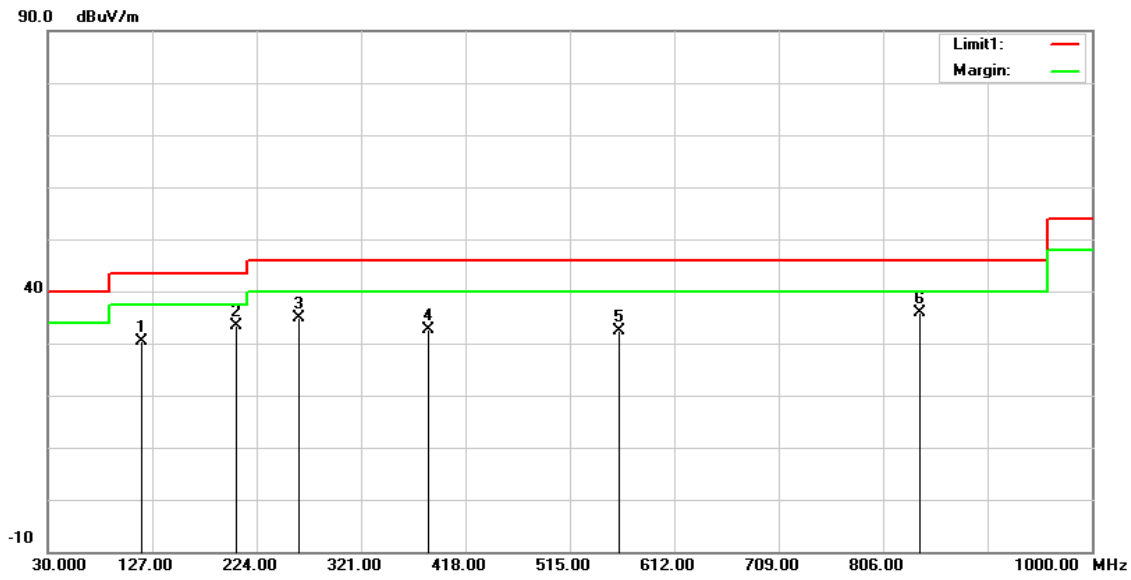

No.	Frequency (MHz)	Reading (dBuV)	Correct Factor (dB/m)	Result (dBuV/m)	Limit (dBuV/m)	Margin (dB)	Remark
1	117.3000	39.07	-8.66	30.41	43.50	-13.09	QP
2	205.5700	41.02	-7.73	33.29	43.50	-10.21	QP
3	262.8000	40.44	-5.45	34.99	46.00	-11.01	QP
4	383.0800	35.24	-2.53	32.71	46.00	-13.29	QP
5	560.5900	31.06	1.35	32.41	46.00	-13.59	QP
6	839.9500	29.51	6.48	35.99	46.00	-10.01	QP

Note:1.Result (dBuV/m) = Correct Factor (dB/m) + Reading(dBuV).

Example: 30.41=-8.66+39.07.

2.Correction factor (dB/m) = Antenna Factor (dB/m) + Cable loss (dB) – Pre-Amplifier gain (dB).

3.When the peak results are less than average limit, so not need to evaluate the average.

Harmonic

Standard:	FCC Part 15.247	Test Distance:	3m
Frequency:	2412 MHz		
Mode:	Mode 4		
Ant.Polar.:	Horizontal		

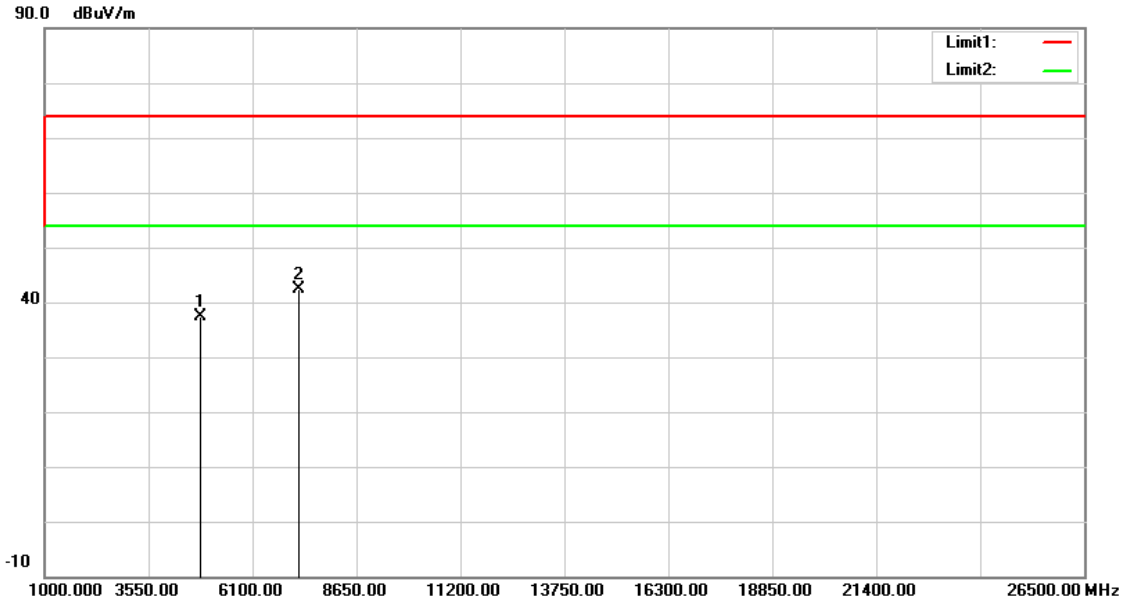

No.	Frequency (MHz)	Reading (dBuV)	Correct Factor (dB/m)	Result (dBuV/m)	Limit (dBuV/m)	Margin (dB)	Remark
1	4824.000	31.46	5.97	37.43	74.00	-36.57	peak
2	7236.000	29.93	12.48	42.41	74.00	-31.59	peak

Note:1.Result (dBuV/m) = Correct Factor (dB/m) + Reading(dBuV).

2.Correction factor (dB/m) = Antenna Factor (dB/m) + Cable loss (dB) – Pre-Amplifier gain (dB).

3.When the peak results are less than average limit, so not need to evaluate the average.

Standard:	FCC Part 15.247	Test Distance:	3m
Frequency:	2412 MHz		
Mode:	Mode 4		
Ant.Polar.:	Vertical		

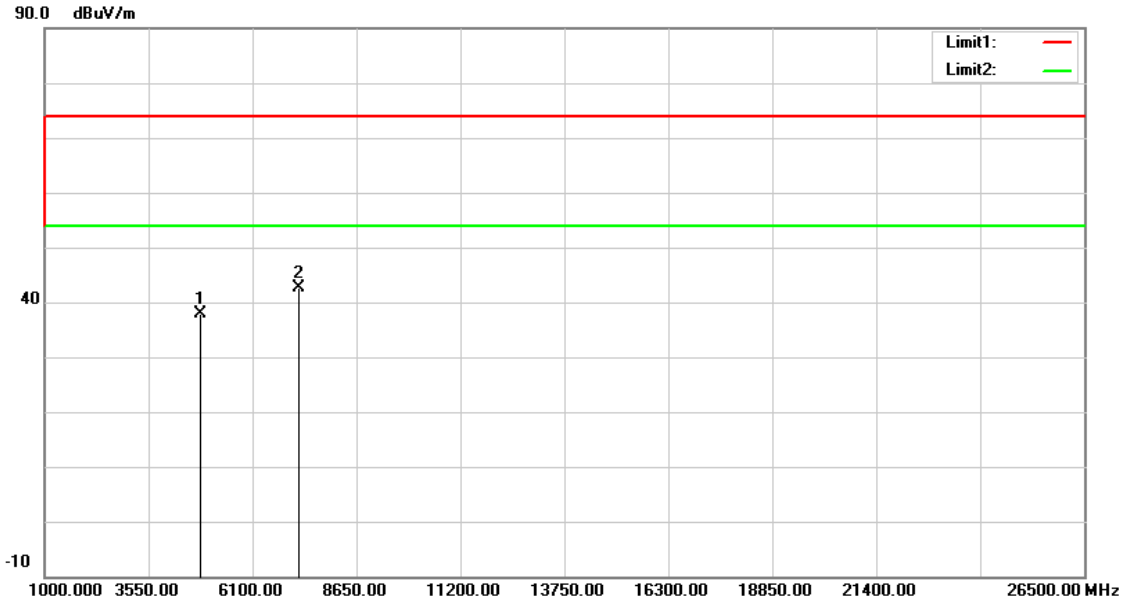

No.	Frequency (MHz)	Reading (dBuV)	Correct Factor (dB/m)	Result (dBuV/m)	Limit (dBuV/m)	Margin (dB)	Remark
1	4824.000	32.02	5.97	37.99	74.00	-36.01	peak
2	7236.000	30.25	12.48	42.73	74.00	-31.27	peak

Note:1.Result (dBuV/m) = Correct Factor (dB/m) + Reading(dBuV).

2.Correction factor (dB/m) = Antenna Factor (dB/m) + Cable loss (dB) – Pre-Amplifier gain (dB).

3.When the peak results are less than average limit, so not need to evaluate the average.

Standard:	FCC Part 15.247	Test Distance:	3m
Frequency:	2437 MHz		
Mode:	Mode 4		
Ant.Polar.:	Horizontal		

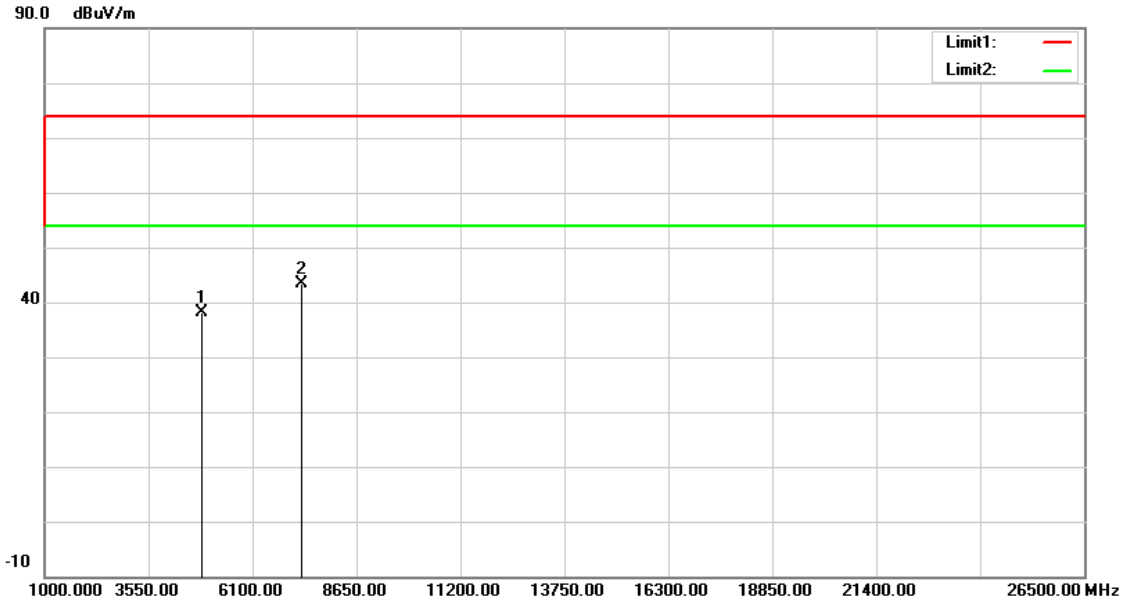

No.	Frequency (MHz)	Reading (dBuV)	Correct Factor (dB/m)	Result (dBuV/m)	Limit (dBuV/m)	Margin (dB)	Remark
1	4874.000	31.90	6.12	38.02	74.00	-35.98	peak
2	7311.000	30.55	12.73	43.28	74.00	-30.72	peak

Note:1.Result (dBuV/m) = Correct Factor (dB/m) + Reading(dBuV).

2.Correction factor (dB/m) = Antenna Factor (dB/m) + Cable loss (dB) – Pre-Amplifier gain (dB).

3.When the peak results are less than average limit, so not need to evaluate the average.

Standard:	FCC Part 15.247	Test Distance:	3m
Frequency:	2437 MHz		
Mode:	Mode 4		
Ant.Polar.:	Vertical		

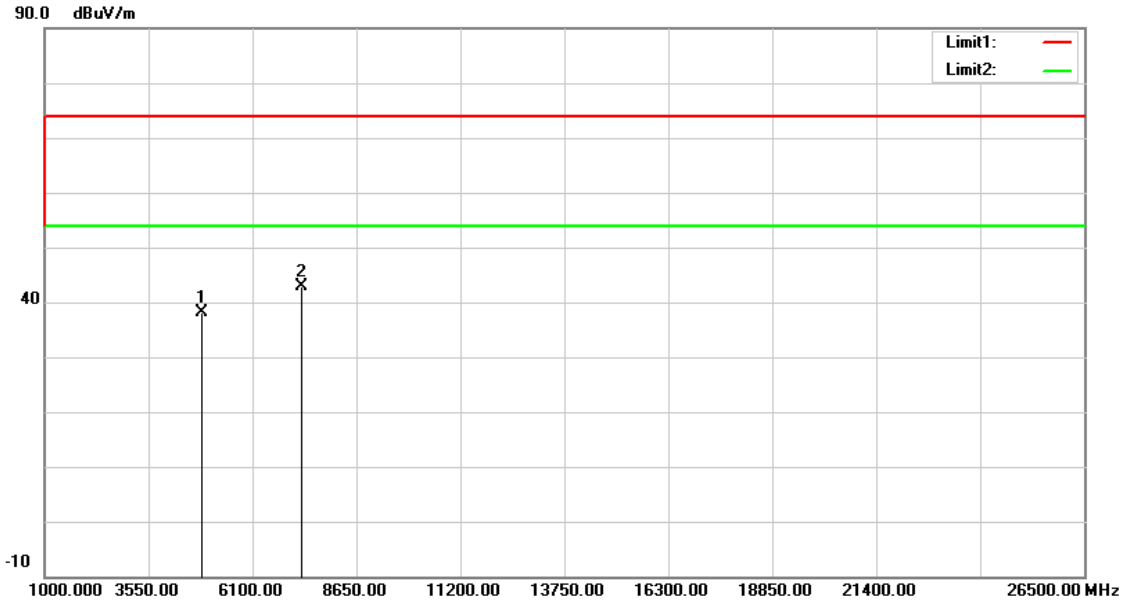

No.	Frequency (MHz)	Reading (dBuV)	Correct Factor (dB/m)	Result (dBuV/m)	Limit (dBuV/m)	Margin (dB)	Remark
1	4874.000	32.01	6.12	38.13	74.00	-35.87	peak
2	7311.000	30.27	12.73	43.00	74.00	-31.00	peak

Note:1.Result (dBuV/m) = Correct Factor (dB/m) + Reading(dBuV).

2.Correction factor (dB/m) = Antenna Factor (dB/m) + Cable loss (dB) – Pre-Amplifier gain (dB).

3.When the peak results are less than average limit, so not need to evaluate the average.

Standard:	FCC Part 15.247	Test Distance:	3m
Frequency:	2462 MHz		
Mode:	Mode 4		
Ant.Polar.:	Horizontal		

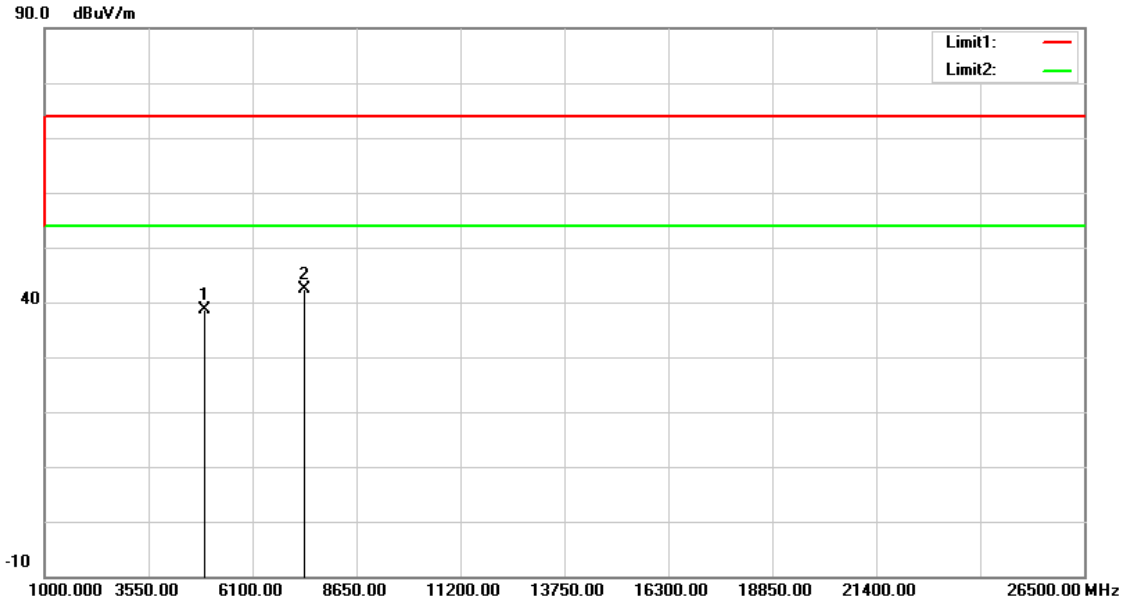

No.	Frequency (MHz)	Reading (dBuV)	Correct Factor (dB/m)	Result (dBuV/m)	Limit (dBuV/m)	Margin (dB)	Remark
1	4924.000	32.25	6.28	38.53	74.00	-35.47	peak
2	7386.000	29.46	12.99	42.45	74.00	-31.55	peak

Note:1.Result (dBuV/m) = Correct Factor (dB/m) + Reading(dBuV).

2.Correction factor (dB/m) = Antenna Factor (dB/m) + Cable loss (dB) – Pre-Amplifier gain (dB).

3.When the peak results are less than average limit, so not need to evaluate the average.

Standard:	FCC Part 15.247	Test Distance:	3m
Frequency:	2462 MHz		
Mode:	Mode 4		
Ant.Polar.:	Vertical		

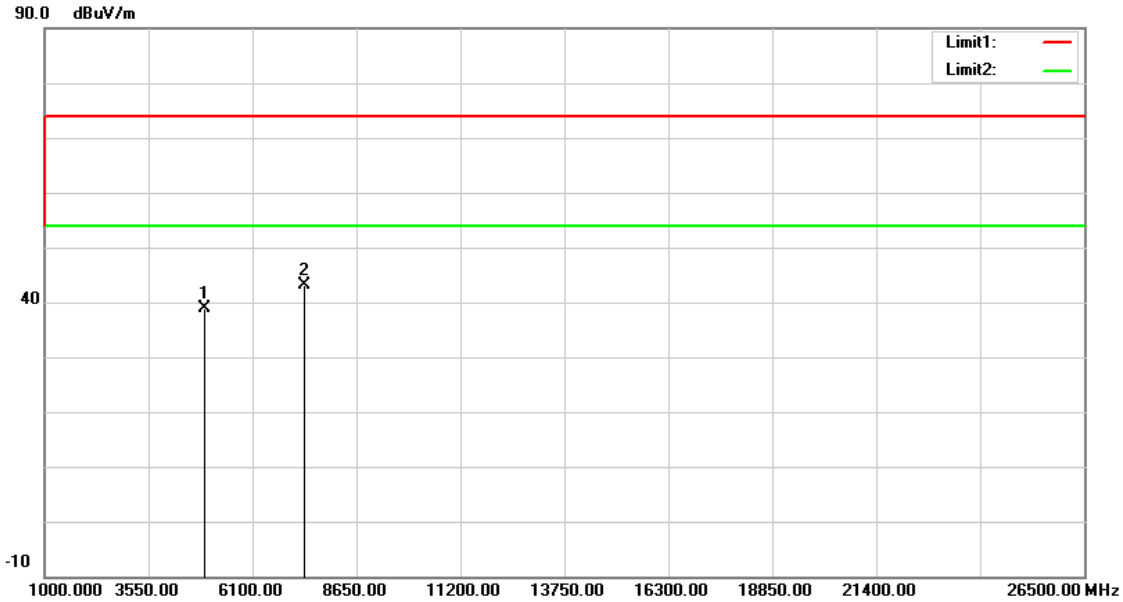

No.	Frequency (MHz)	Reading (dBuV)	Correct Factor (dB/m)	Result (dBuV/m)	Limit (dBuV/m)	Margin (dB)	Remark
1	4924.000	32.53	6.28	38.81	74.00	-35.19	peak
2	7386.000	30.06	12.99	43.05	74.00	-30.95	peak

Note:1.Result (dBuV/m) = Correct Factor (dB/m) + Reading(dBuV).

2.Correction factor (dB/m) = Antenna Factor (dB/m) + Cable loss (dB) – Pre-Amplifier gain (dB).

3.When the peak results are less than average limit, so not need to evaluate the average.

Standard:	FCC Part 15.247	Test Distance:	3m
Frequency:	2422 MHz		
Mode:	Mode 5		
Ant.Polar.:	Horizontal		

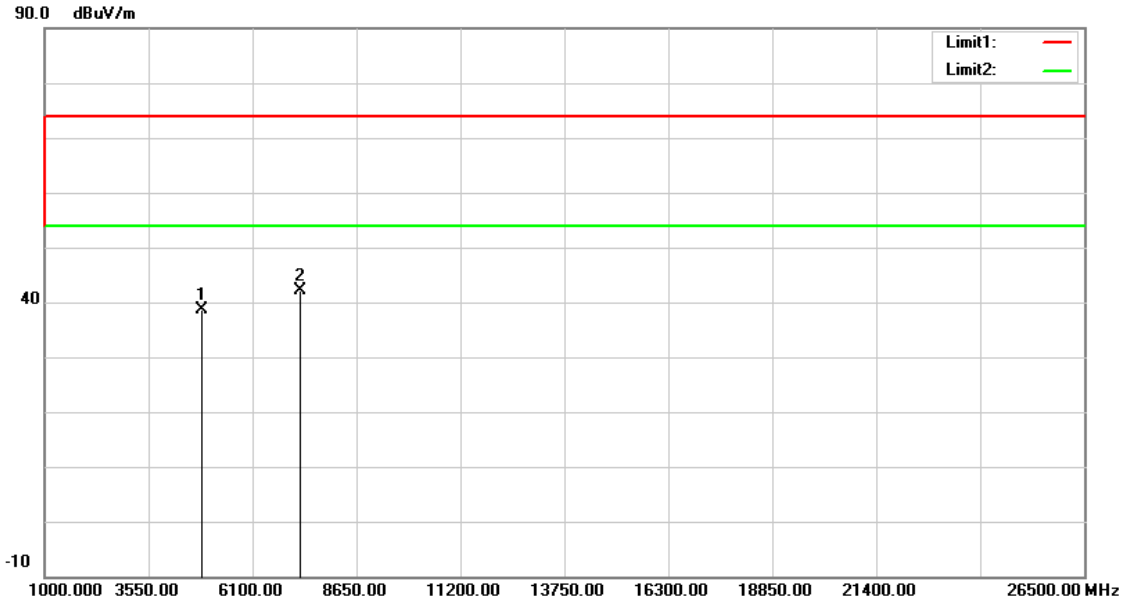

No.	Frequency (MHz)	Reading (dBuV)	Correct Factor (dB/m)	Result (dBuV/m)	Limit (dBuV/m)	Margin (dB)	Remark
1	4844.000	32.67	6.04	38.71	74.00	-35.29	peak
2	7266.000	29.62	12.59	42.21	74.00	-31.79	peak

Note:1.Result (dBuV/m) = Correct Factor (dB/m) + Reading(dBuV).

2.Correction factor (dB/m) = Antenna Factor (dB/m) + Cable loss (dB) – Pre-Amplifier gain (dB).

3.When the peak results are less than average limit, so not need to evaluate the average.

Standard:	FCC Part 15.247	Test Distance:	3m
Frequency:	2422 MHz		
Mode:	Mode 5		
Ant.Polar.:	Vertical		

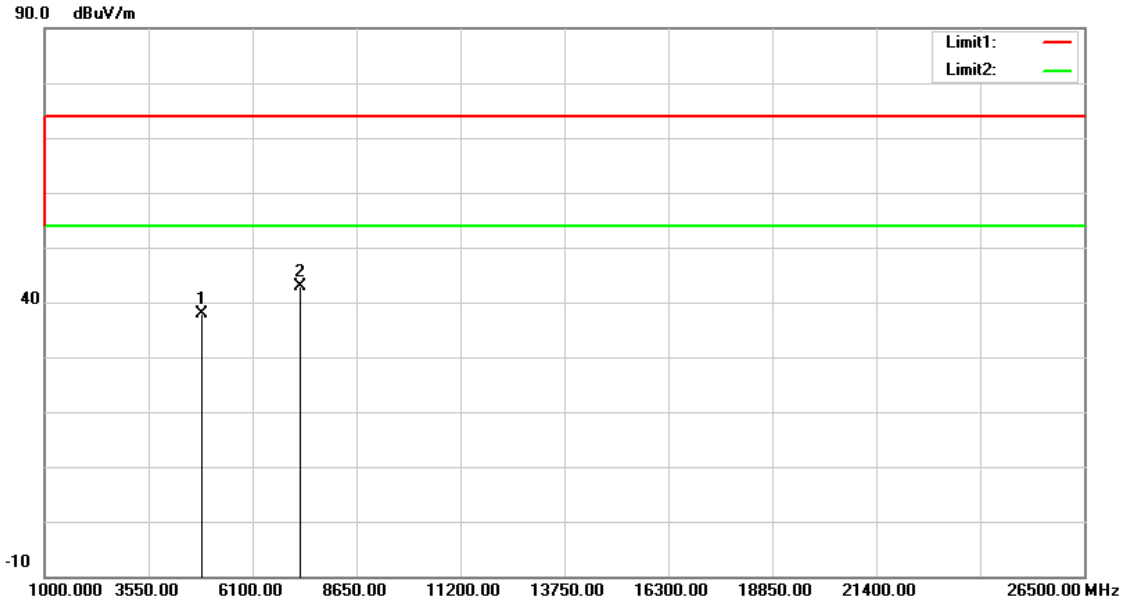

No.	Frequency (MHz)	Reading (dBuV)	Correct Factor (dB/m)	Result (dBuV/m)	Limit (dBuV/m)	Margin (dB)	Remark
1	4844.000	31.94	6.04	37.98	74.00	-36.02	peak
2	7266.000	30.29	12.59	42.88	74.00	-31.12	peak

Note:1.Result (dBuV/m) = Correct Factor (dB/m) + Reading(dBuV).

2.Correction factor (dB/m) = Antenna Factor (dB/m) + Cable loss (dB) – Pre-Amplifier gain (dB).

3.When the peak results are less than average limit, so not need to evaluate the average.

Standard:	FCC Part 15.247	Test Distance:	3m
Frequency:	2437 MHz		
Mode:	Mode 5		
Ant.Polar.:	Horizontal		

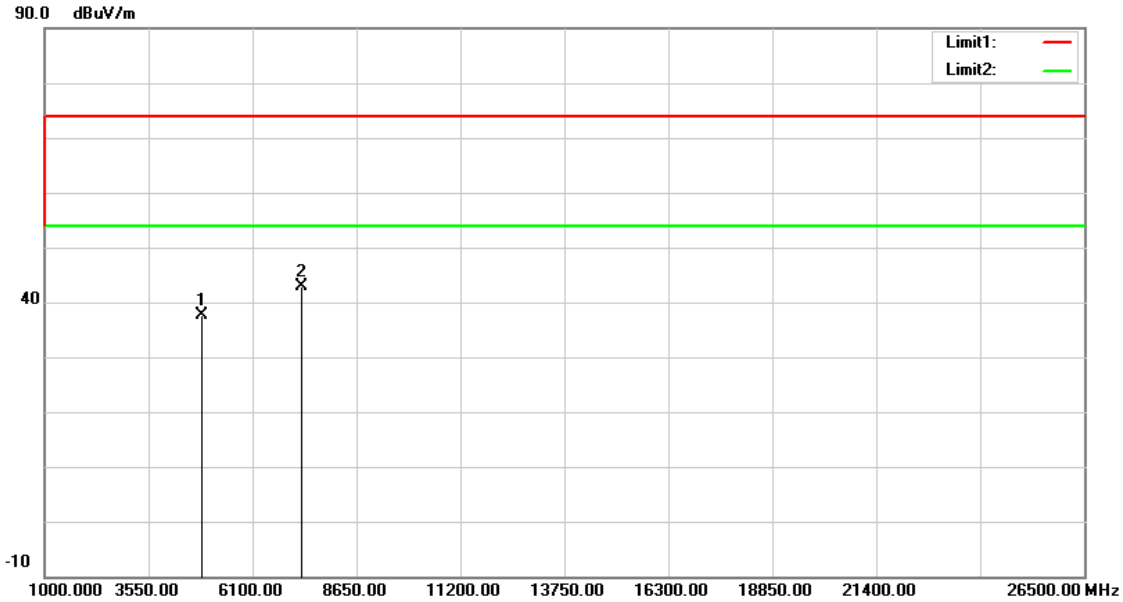

No.	Frequency (MHz)	Reading (dBuV)	Correct Factor (dB/m)	Result (dBuV/m)	Limit (dBuV/m)	Margin (dB)	Remark
1	4874.000	31.62	6.12	37.74	74.00	-36.26	peak
2	7311.000	30.09	12.73	42.82	74.00	-31.18	peak

Note:1.Result (dBuV/m) = Correct Factor (dB/m) + Reading(dBuV).

2.Correction factor (dB/m) = Antenna Factor (dB/m) + Cable loss (dB) – Pre-Amplifier gain (dB).

3.When the peak results are less than average limit, so not need to evaluate the average.

Standard:	FCC Part 15.247	Test Distance:	3m
Frequency:	2437 MHz		
Mode:	Mode 5		
Ant.Polar.:	Vertical		

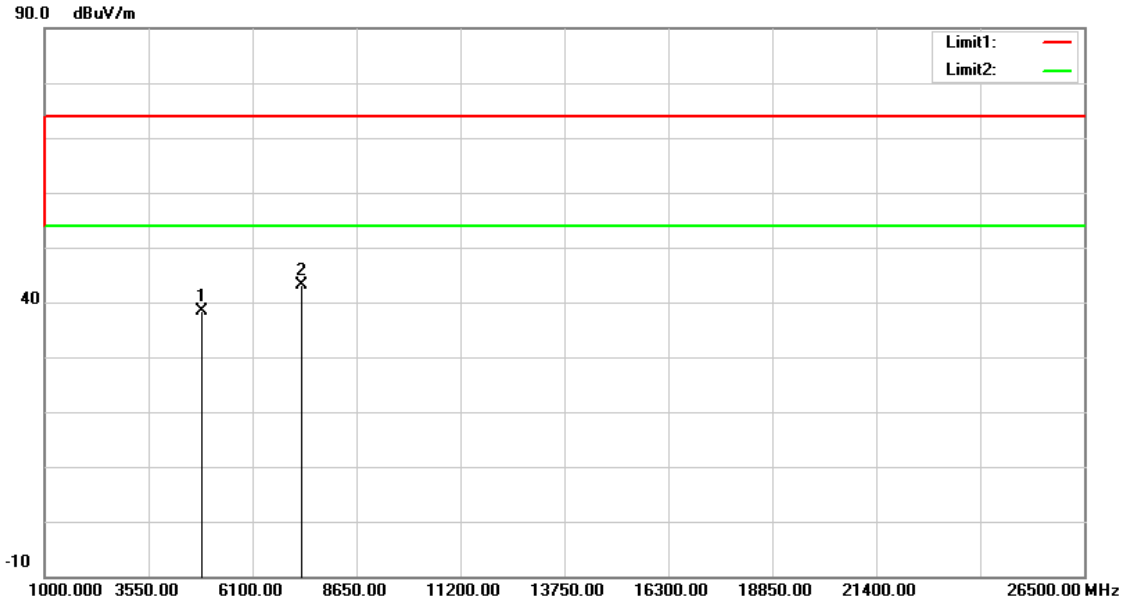

No.	Frequency (MHz)	Reading (dBuV)	Correct Factor (dB/m)	Result (dBuV/m)	Limit (dBuV/m)	Margin (dB)	Remark
1	4874.000	32.25	6.12	38.37	74.00	-35.63	peak
2	7311.000	30.31	12.73	43.04	74.00	-30.96	peak

Note:1.Result (dBuV/m) = Correct Factor (dB/m) + Reading(dBuV).

2.Correction factor (dB/m) = Antenna Factor (dB/m) + Cable loss (dB) – Pre-Amplifier gain (dB).

3.When the peak results are less than average limit, so not need to evaluate the average.

Standard:	FCC Part 15.247	Test Distance:	3m
Frequency:	2452 MHz		
Mode:	Mode 5		
Ant.Polar.:	Horizontal		

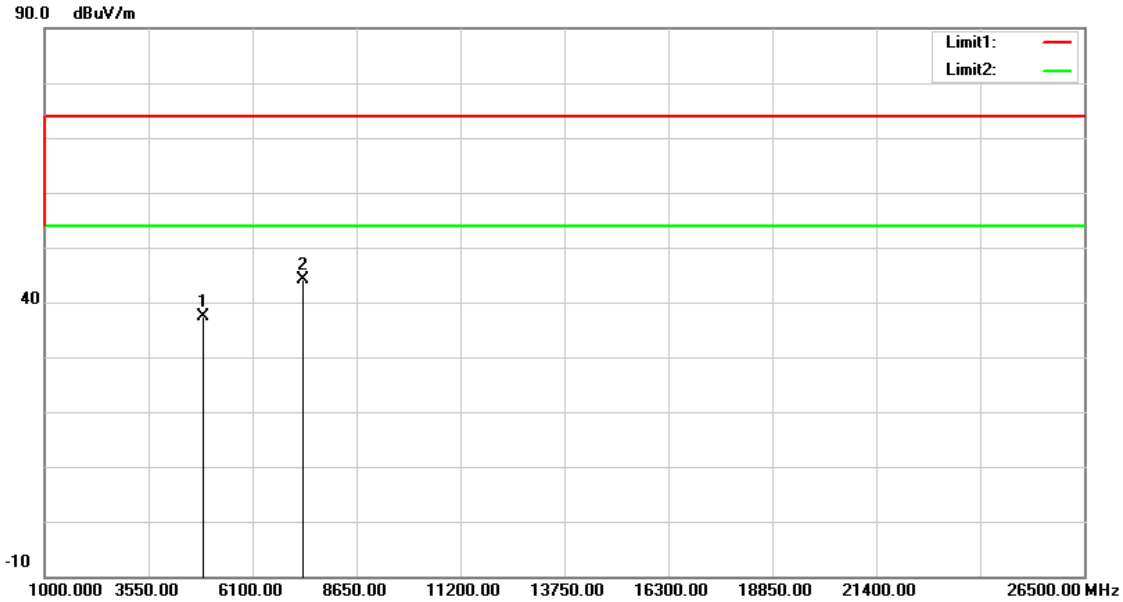

No.	Frequency (MHz)	Reading (dBuV)	Correct Factor (dB/m)	Result (dBuV/m)	Limit (dBuV/m)	Margin (dB)	Remark
1	4904.000	31.21	6.21	37.42	74.00	-36.58	peak
2	7356.000	31.17	12.89	44.06	74.00	-29.94	peak

Note:1.Result (dBuV/m) = Correct Factor (dB/m) + Reading(dBuV).

2.Correction factor (dB/m) = Antenna Factor (dB/m) + Cable loss (dB) – Pre-Amplifier gain (dB).

3.When the peak results are less than average limit, so not need to evaluate the average.

Standard:	FCC Part 15.247	Test Distance:	3m
Frequency:	2452 MHz		
Mode:	Mode 5		
Ant.Polar.:	Vertical		

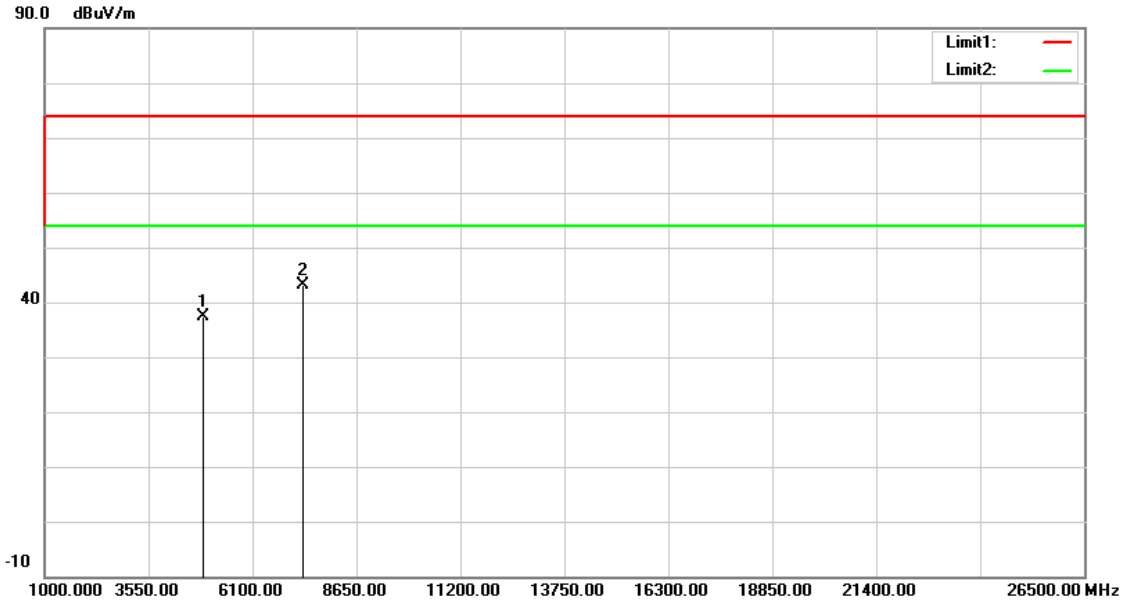

No.	Frequency (MHz)	Reading (dBuV)	Correct Factor (dB/m)	Result (dBuV/m)	Limit (dBuV/m)	Margin (dB)	Remark
1	4904.000	31.28	6.21	37.49	74.00	-36.51	peak
2	7356.000	30.31	12.89	43.20	74.00	-30.80	peak

Note:1.Result (dBuV/m) = Correct Factor (dB/m) + Reading(dBuV).

2.Correction factor (dB/m) = Antenna Factor (dB/m) + Cable loss (dB) – Pre-Amplifier gain (dB).

3.When the peak results are less than average limit, so not need to evaluate the average.

Standard:	FCC Part 15.247	Test Distance:	3m
Frequency:	2412 MHz		
Mode:	Mode 6		
Ant.Polar.:	Horizontal		

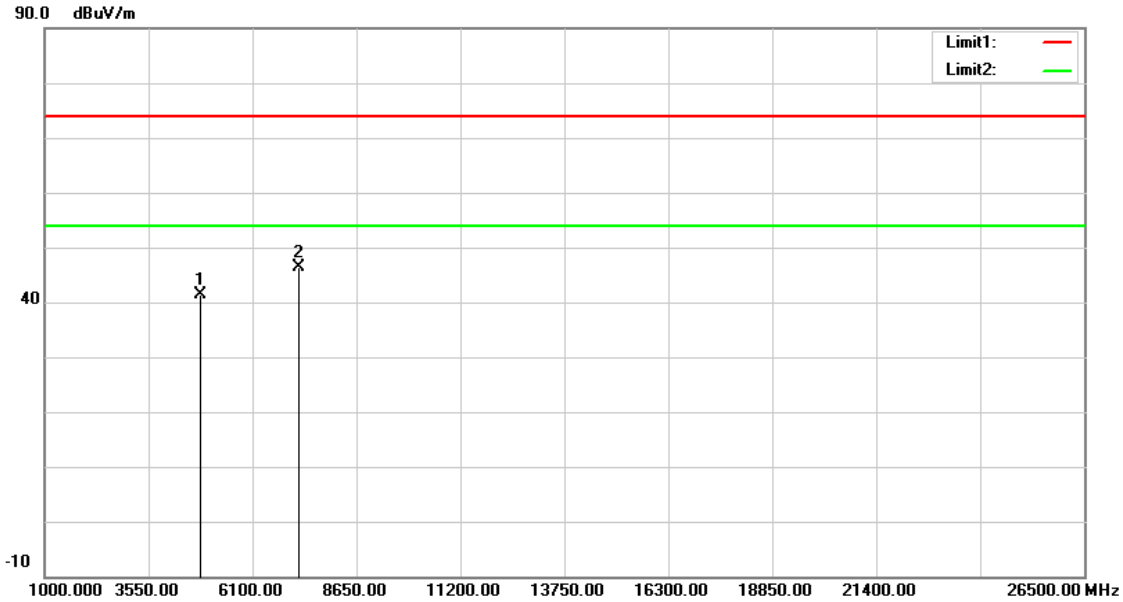

No.	Frequency (MHz)	Reading (dBuV)	Correct Factor (dB/m)	Result (dBuV/m)	Limit (dBuV/m)	Margin (dB)	Remark
1	4824.000	35.43	5.97	41.40	74.00	-32.60	peak
2	7236.000	33.85	12.48	46.33	74.00	-27.67	peak

Note:1.Result (dBuV/m) = Correct Factor (dB/m) + Reading(dBuV).

2.Correction factor (dB/m) = Antenna Factor (dB/m) + Cable loss (dB) – Pre-Amplifier gain (dB).

3.When the peak results are less than average limit, so not need to evaluate the average.

Standard:	FCC Part 15.247	Test Distance:	3m
Frequency:	2412 MHz		
Mode:	Mode 6		
Ant.Polar.:	Vertical		

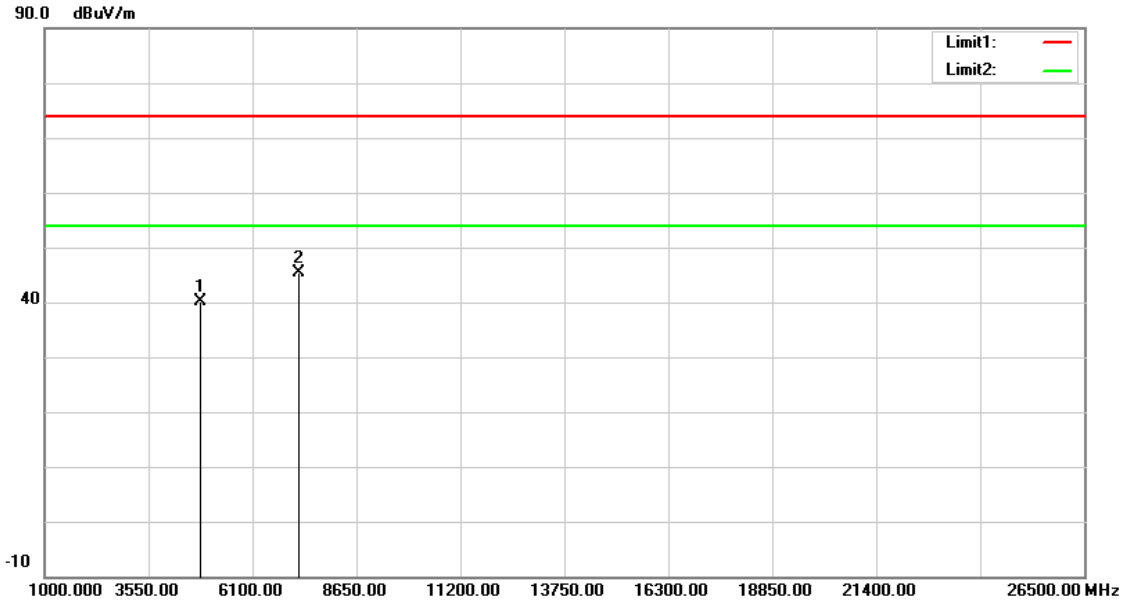

No.	Frequency (MHz)	Reading (dBuV)	Correct Factor (dB/m)	Result (dBuV/m)	Limit (dBuV/m)	Margin (dB)	Remark
1	4824.000	34.12	5.97	40.09	74.00	-33.91	peak
2	7236.000	32.95	12.48	45.43	74.00	-28.57	peak

Note:1.Result (dBuV/m) = Correct Factor (dB/m) + Reading(dBuV).

2.Correction factor (dB/m) = Antenna Factor (dB/m) + Cable loss (dB) – Pre-Amplifier gain (dB).

3.When the peak results are less than average limit, so not need to evaluate the average.

Standard:	FCC Part 15.247	Test Distance:	3m
Frequency:	2437 MHz		
Mode:	Mode 6		
Ant.Polar.:	Horizontal		

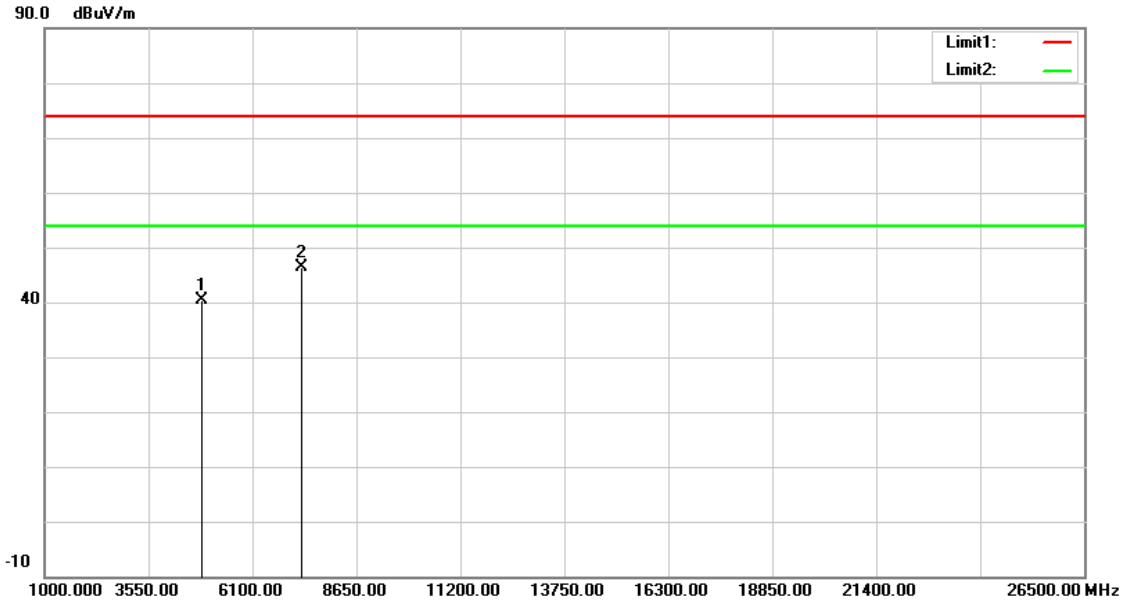

No.	Frequency (MHz)	Reading (dBuV)	Correct Factor (dB/m)	Result (dBuV/m)	Limit (dBuV/m)	Margin (dB)	Remark
1	4874.000	34.36	6.12	40.48	74.00	-33.52	peak
2	7311.000	33.53	12.73	46.26	74.00	-27.74	peak

Note:1.Result (dBuV/m) = Correct Factor (dB/m) + Reading(dBuV).

2.Correction factor (dB/m) = Antenna Factor (dB/m) + Cable loss (dB) – Pre-Amplifier gain (dB).

3.When the peak results are less than average limit, so not need to evaluate the average.

Standard:	FCC Part 15.247	Test Distance:	3m
Frequency:	2437 MHz		
Mode:	Mode 6		
Ant.Polar.:	Vertical		

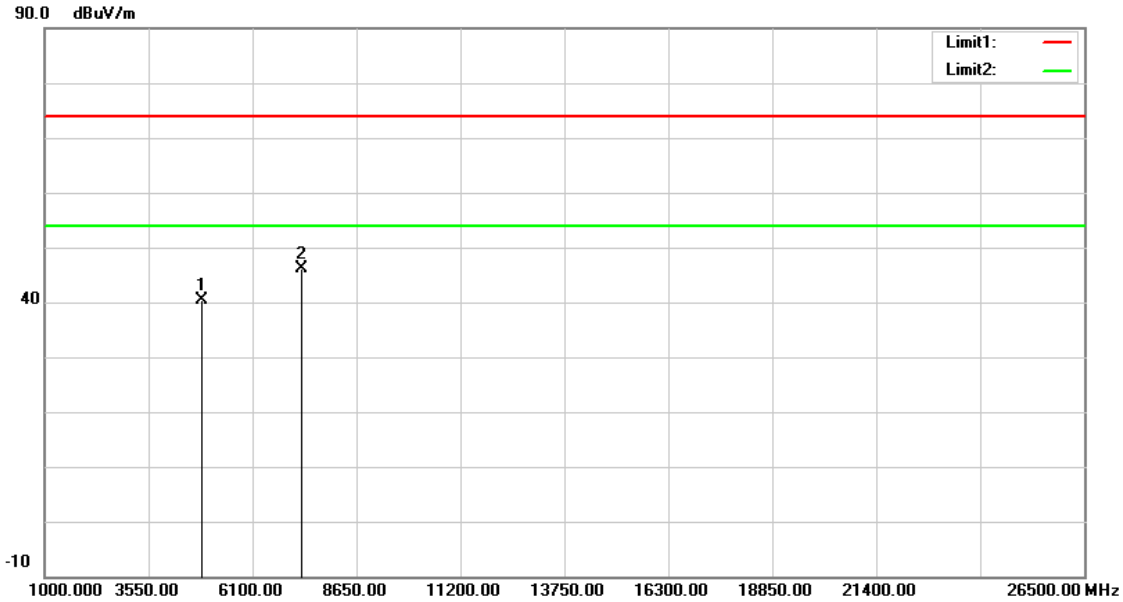

No.	Frequency (MHz)	Reading (dBuV)	Correct Factor (dB/m)	Result (dBuV/m)	Limit (dBuV/m)	Margin (dB)	Remark
1	4874.000	34.15	6.12	40.27	74.00	-33.73	peak
2	7311.000	33.47	12.73	46.20	74.00	-27.80	peak

Note:1.Result (dBuV/m) = Correct Factor (dB/m) + Reading(dBuV).

2.Correction factor (dB/m) = Antenna Factor (dB/m) + Cable loss (dB) – Pre-Amplifier gain (dB).

3.When the peak results are less than average limit, so not need to evaluate the average.

Standard:	FCC Part 15.247	Test Distance:	3m
Frequency:	2462 MHz		
Mode:	Mode 6		
Ant.Polar.:	Horizontal		

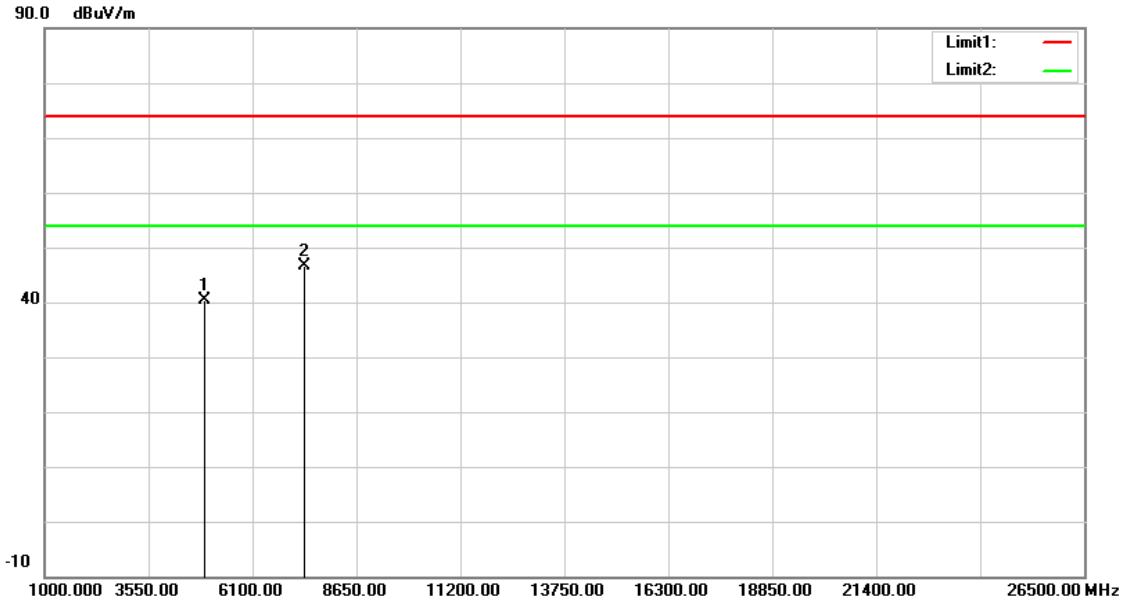

No.	Frequency (MHz)	Reading (dBuV)	Correct Factor (dB/m)	Result (dBuV/m)	Limit (dBuV/m)	Margin (dB)	Remark
1	4924.000	34.14	6.28	40.42	74.00	-33.58	peak
2	7386.000	33.58	12.99	46.57	74.00	-27.43	peak

Note:1.Result (dBuV/m) = Correct Factor (dB/m) + Reading(dBuV).

2.Correction factor (dB/m) = Antenna Factor (dB/m) + Cable loss (dB) – Pre-Amplifier gain (dB).

3.When the peak results are less than average limit, so not need to evaluate the average.

Standard:	FCC Part 15.247	Test Distance:	3m
Frequency:	2462 MHz		
Mode:	Mode 6		
Ant.Polar.:	Vertical		

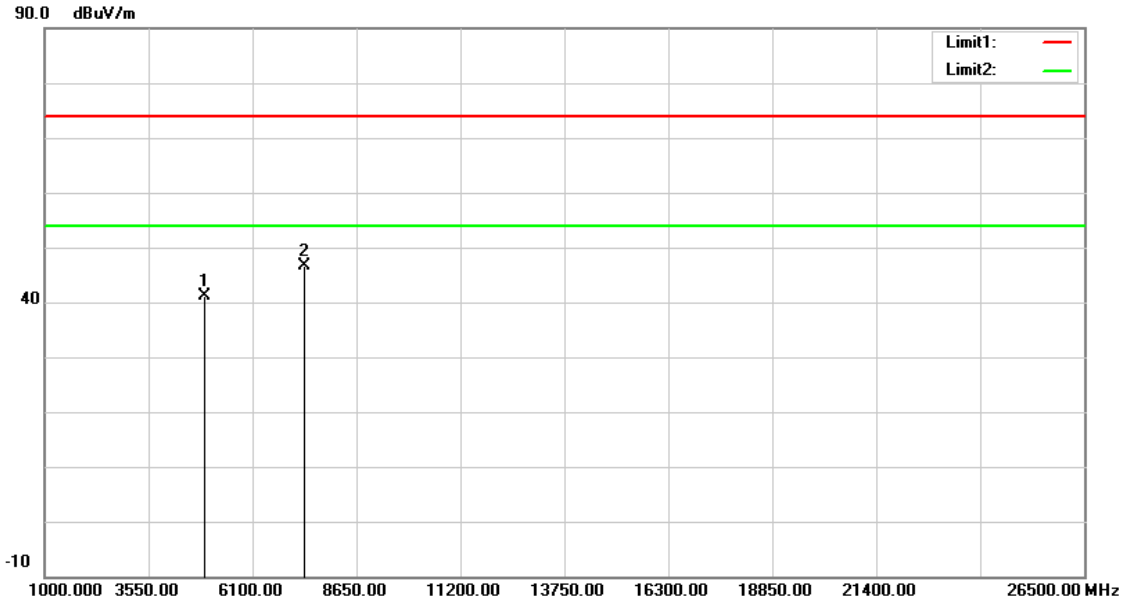

No.	Frequency (MHz)	Reading (dBuV)	Correct Factor (dB/m)	Result (dBuV/m)	Limit (dBuV/m)	Margin (dB)	Remark
1	4924.000	34.78	6.28	41.06	74.00	-32.94	peak
2	7386.000	33.69	12.99	46.68	74.00	-27.32	peak

Note:1.Result (dBuV/m) = Correct Factor (dB/m) + Reading(dBuV).

2.Correction factor (dB/m) = Antenna Factor (dB/m) + Cable loss (dB) – Pre-Amplifier gain (dB).

3.When the peak results are less than average limit, so not need to evaluate the average.

Standard:	FCC Part 15.247	Test Distance:	3m
Frequency:	2422 MHz		
Mode:	Mode 7		
Ant.Polar.:	Horizontal		

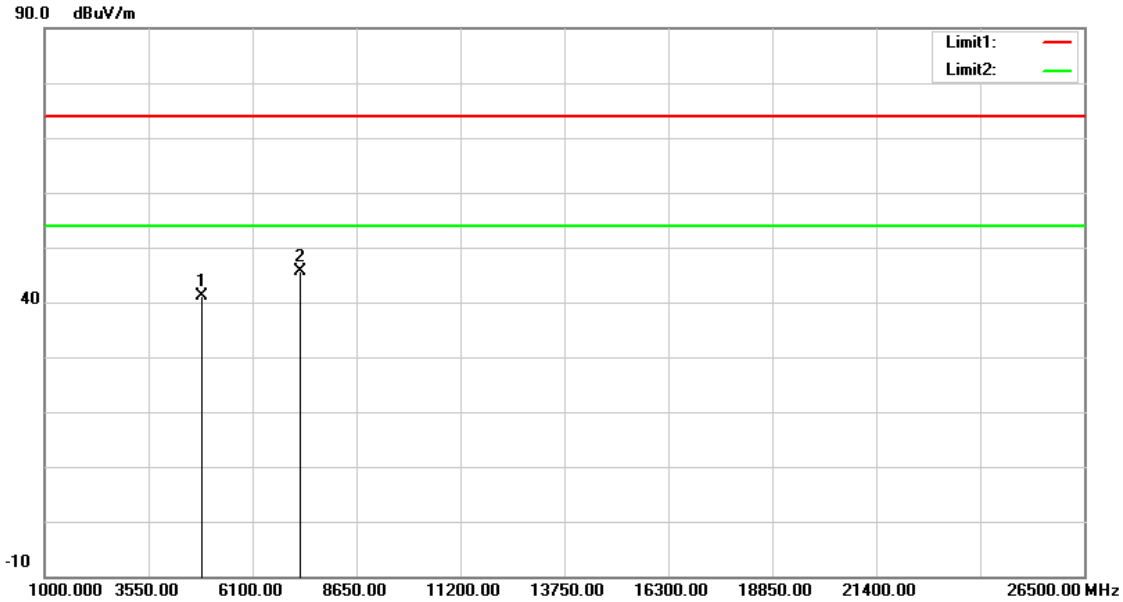

No.	Frequency (MHz)	Reading (dBuV)	Correct Factor (dB/m)	Result (dBuV/m)	Limit (dBuV/m)	Margin (dB)	Remark
1	4844.000	35.17	6.04	41.21	74.00	-32.79	peak
2	7266.000	32.94	12.59	45.53	74.00	-28.47	peak

Note:1.Result (dBuV/m) = Correct Factor (dB/m) + Reading(dBuV).

2.Correction factor (dB/m) = Antenna Factor (dB/m) + Cable loss (dB) – Pre-Amplifier gain (dB).

3.When the peak results are less than average limit, so not need to evaluate the average.

Standard:	FCC Part 15.247	Test Distance:	3m
Frequency:	2422 MHz		
Mode:	Mode 7		
Ant.Polar.:	Vertical		

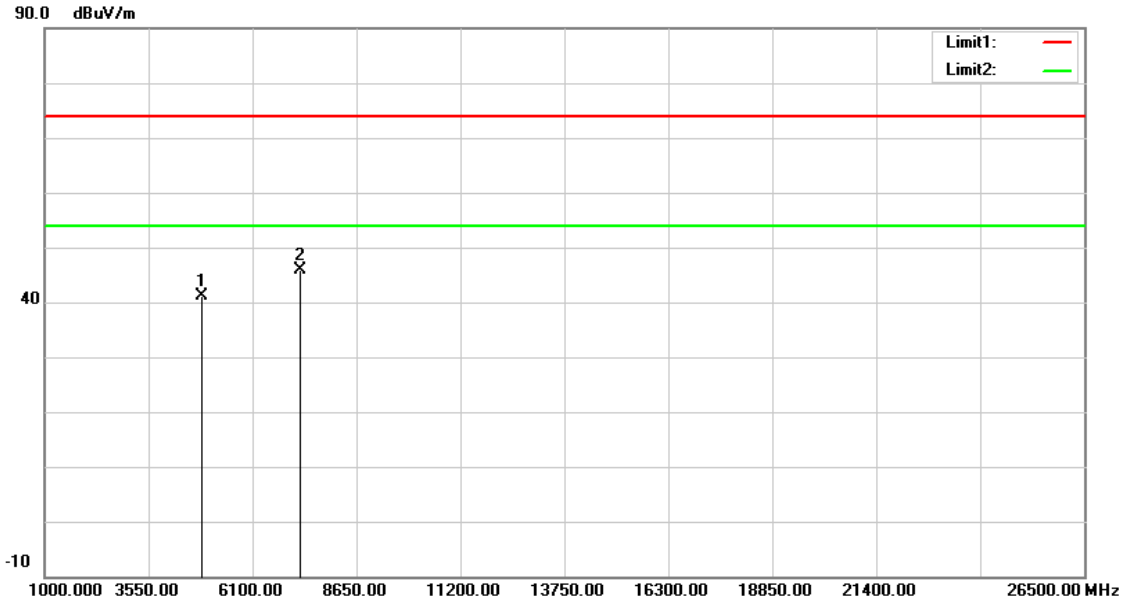

No.	Frequency (MHz)	Reading (dBuV)	Correct Factor (dB/m)	Result (dBuV/m)	Limit (dBuV/m)	Margin (dB)	Remark
1	4844.000	35.03	6.04	41.07	74.00	-32.93	peak
2	7266.000	33.19	12.59	45.78	74.00	-28.22	peak

Note:1.Result (dBuV/m) = Correct Factor (dB/m) + Reading(dBuV).

2.Correction factor (dB/m) = Antenna Factor (dB/m) + Cable loss (dB) – Pre-Amplifier gain (dB).

3.When the peak results are less than average limit, so not need to evaluate the average.

Standard:	FCC Part 15.247	Test Distance:	3m
Frequency:	2437 MHz		
Mode:	Mode 7		
Ant.Polar.:	Horizontal		

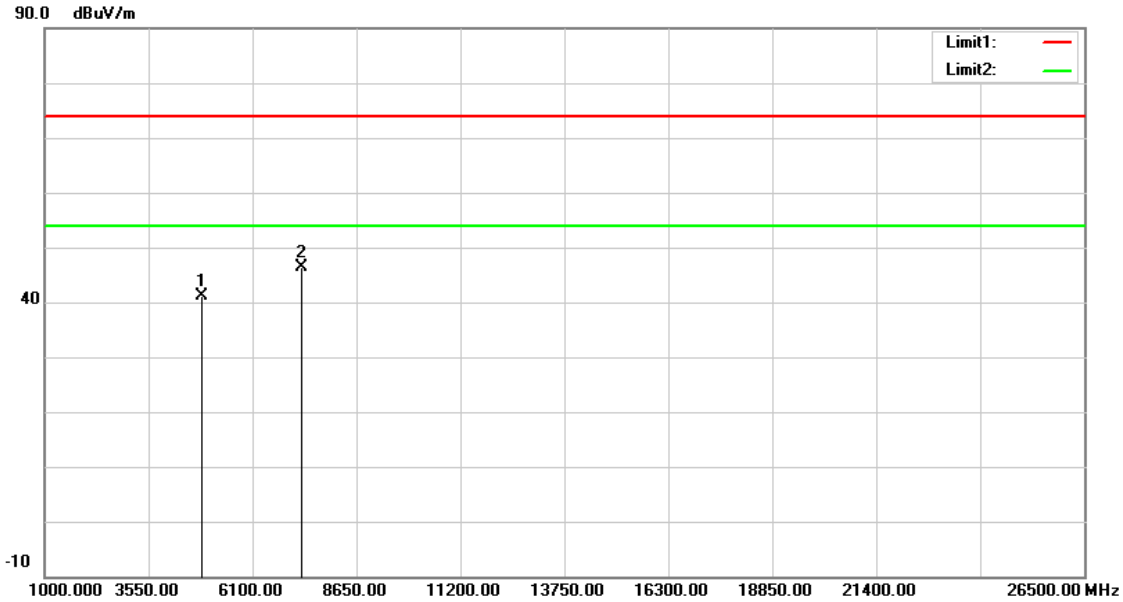

No.	Frequency (MHz)	Reading (dBuV)	Correct Factor (dB/m)	Result (dBuV/m)	Limit (dBuV/m)	Margin (dB)	Remark
1	4874.000	35.05	6.12	41.17	74.00	-32.83	peak
2	7311.000	33.76	12.73	46.49	74.00	-27.51	peak

Note:1.Result (dBuV/m) = Correct Factor (dB/m) + Reading(dBuV).

2.Correction factor (dB/m) = Antenna Factor (dB/m) + Cable loss (dB) – Pre-Amplifier gain (dB).

3.When the peak results are less than average limit, so not need to evaluate the average.

Standard:	FCC Part 15.247	Test Distance:	3m
Frequency:	2437 MHz		
Mode:	Mode 7		
Ant.Polar.:	Vertical		

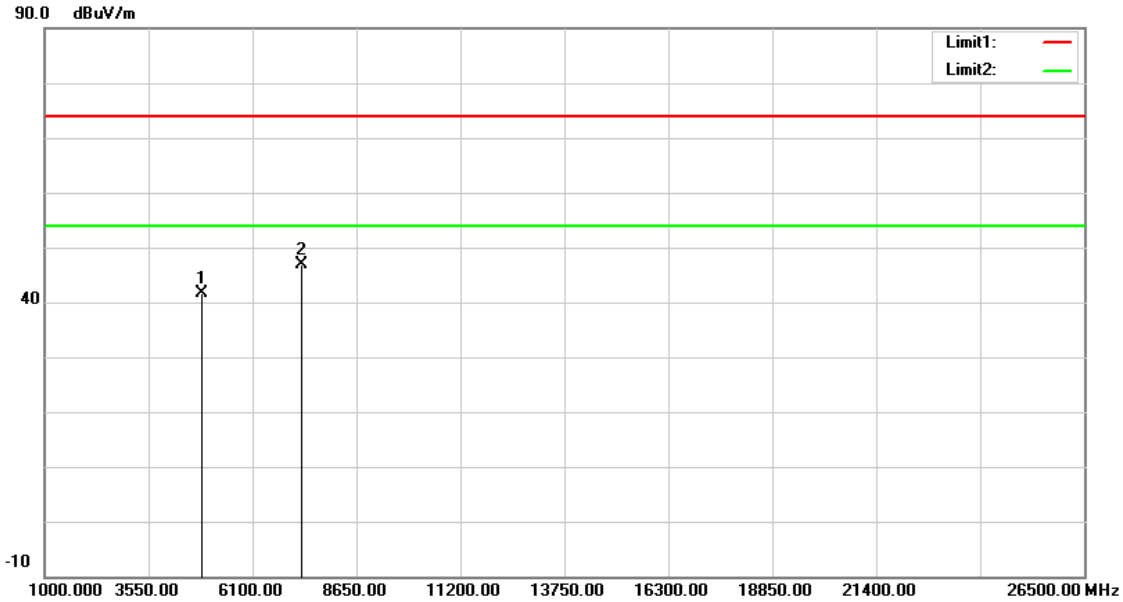

No.	Frequency (MHz)	Reading (dBuV)	Correct Factor (dB/m)	Result (dBuV/m)	Limit (dBuV/m)	Margin (dB)	Remark
1	4874.000	35.41	6.12	41.53	74.00	-32.47	peak
2	7311.000	34.23	12.73	46.96	74.00	-27.04	peak

Note:1.Result (dBuV/m) = Correct Factor (dB/m) + Reading(dBuV).

2.Correction factor (dB/m) = Antenna Factor (dB/m) + Cable loss (dB) – Pre-Amplifier gain (dB).

3.When the peak results are less than average limit, so not need to evaluate the average.

Standard:	FCC Part 15.247	Test Distance:	3m
Frequency:	2452 MHz		
Mode:	Mode 7		
Ant.Polar.:	Horizontal		

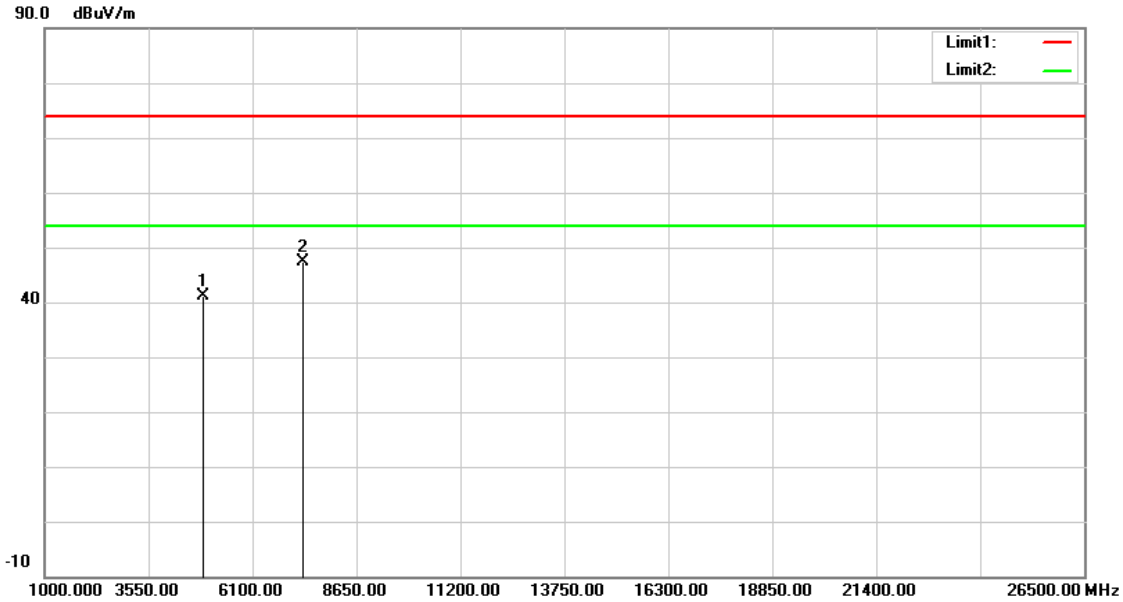

No.	Frequency (MHz)	Reading (dBuV)	Correct Factor (dB/m)	Result (dBuV/m)	Limit (dBuV/m)	Margin (dB)	Remark
1	4904.000	34.84	6.21	41.05	74.00	-32.95	peak
2	7356.000	34.48	12.89	47.37	74.00	-26.63	peak

Note:1.Result (dBuV/m) = Correct Factor (dB/m) + Reading(dBuV).

2.Correction factor (dB/m) = Antenna Factor (dB/m) + Cable loss (dB) – Pre-Amplifier gain (dB).

3.When the peak results are less than average limit, so not need to evaluate the average.

Standard:	FCC Part 15.247	Test Distance:	3m
Frequency:	2452 MHz		
Mode:	Mode 7		
Ant.Polar.:	Vertical		

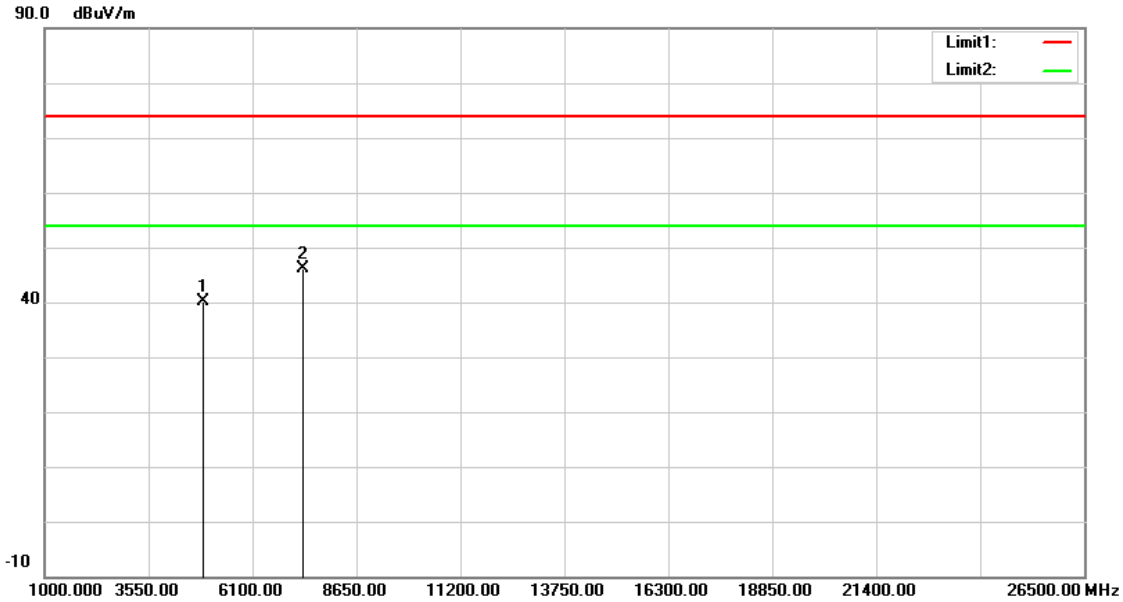

No.	Frequency (MHz)	Reading (dBuV)	Correct Factor (dB/m)	Result (dBuV/m)	Limit (dBuV/m)	Margin (dB)	Remark
1	4904.000	33.82	6.21	40.03	74.00	-33.97	peak
2	7356.000	33.14	12.89	46.03	74.00	-27.97	peak

Note:1.Result (dBuV/m) = Correct Factor (dB/m) + Reading(dBuV).

2.Correction factor (dB/m) = Antenna Factor (dB/m) + Cable loss (dB) – Pre-Amplifier gain (dB).

3.When the peak results are less than average limit, so not need to evaluate the average.

Band Edge

Standard:	FCC Part 15.247	Test Distance:	3m
Frequency:	2412 MHz		
Mode:	Mode 4		
Ant.Polar.:	Horizontal		

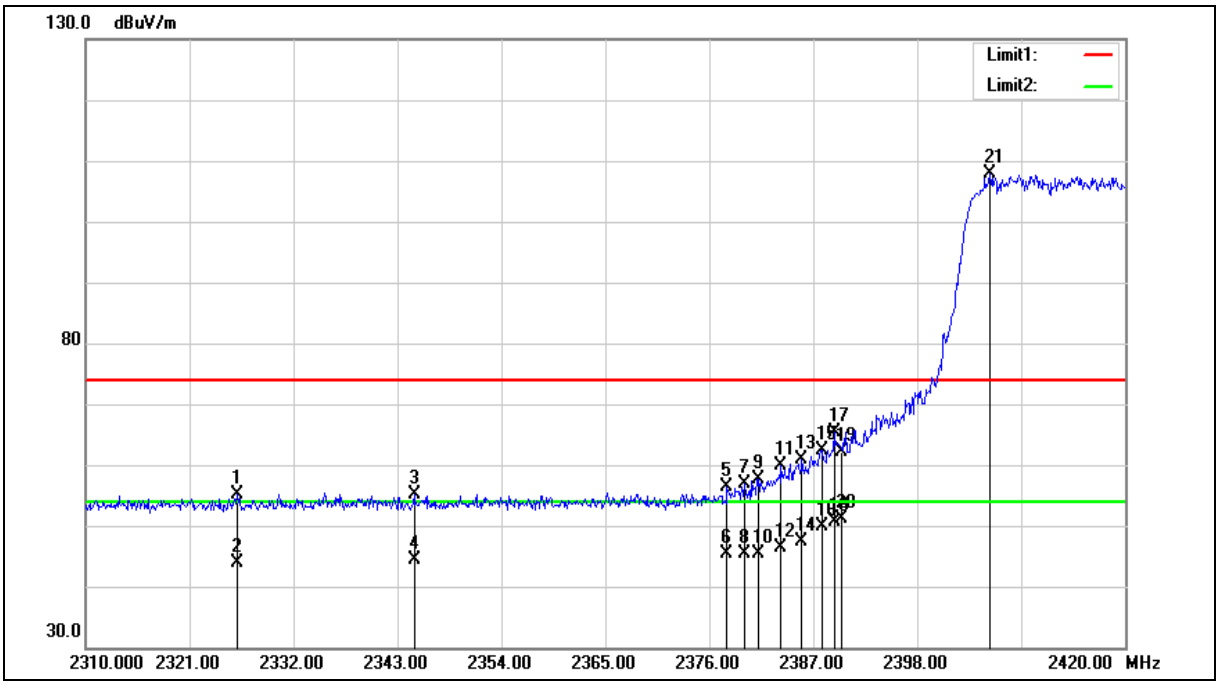

No.	Frequency (MHz)	Reading (dBuV)	Correct Factor (dB/m)	Result (dBuV/m)	Limit (dBuV/m)	Margin (dB)	Remark
1	2326.060	56.42	-1.19	55.23	74.00	-18.77	peak
2	2326.060	44.97	-1.19	43.78	54.00	-10.22	AVG
3	2344.760	56.11	-1.10	55.01	74.00	-18.99	peak
4	2344.760	45.43	-1.10	44.33	54.00	-9.67	AVG
5	2377.870	57.39	-0.94	56.45	74.00	-17.55	peak
6	2377.870	46.29	-0.94	45.35	54.00	-8.65	AVG
7	2379.740	57.81	-0.93	56.88	74.00	-17.12	peak
8	2379.740	46.22	-0.93	45.29	54.00	-8.71	AVG
9	2381.170	58.59	-0.91	57.68	74.00	-16.32	peak
10	2381.170	46.25	-0.91	45.34	54.00	-8.66	AVG

Note:1.Result (dBuV/m) = Correct Factor (dB/m) + Reading(dBuV).

2.Correction factor (dB/m) = Antenna Factor (dB/m) + Cable loss (dB) – Pre-Amplifier gain (dB).

3.When the peak results are less than average limit, so not need to evaluate the average.

Standard:	FCC Part 15.247	Test Distance:	3m
Frequency:	2412 MHz		
Mode:	Mode 4		
Ant.Polar.:	Horizontal		

No.	Frequency (MHz)	Reading (dBuV)	Correct Factor (dB/m)	Result (dBuV/m)	Limit (dBuV/m)	Margin (dB)	Remark
11	2383.590	60.79	-0.91	59.88	74.00	-14.12	peak
12	2383.590	47.41	-0.91	46.50	54.00	-7.50	AVG
13	2385.790	61.71	-0.90	60.81	74.00	-13.19	peak
14	2385.790	48.21	-0.90	47.31	54.00	-6.69	AVG
15	2387.880	63.15	-0.88	62.27	74.00	-11.73	peak
16	2387.880	50.67	-0.88	49.79	54.00	-4.21	AVG
17	2389.200	66.35	-0.88	65.47	74.00	-8.53	peak
18	2389.200	51.54	-0.88	50.66	54.00	-3.34	AVG
19	2390.000	63.12	-0.87	62.25	74.00	-11.75	peak
20	2390.000	51.88	-0.87	51.01	54.00	-2.99	AVG
21	2405.700	108.63	-0.79	107.84	--	--	peak

Note:1.Result (dBuV/m) = Correct Factor (dB/m) + Reading(dBuV).

2.Correction factor (dB/m) = Antenna Factor (dB/m) + Cable loss (dB) – Pre-Amplifier gain (dB).

3.When the peak results are less than average limit, so not need to evaluate the average.

Standard:	FCC Part 15.247	Test Distance:	3m
Frequency:	2412 MHz		
Mode:	Mode 4		
Ant.Polar.:	Vertical		

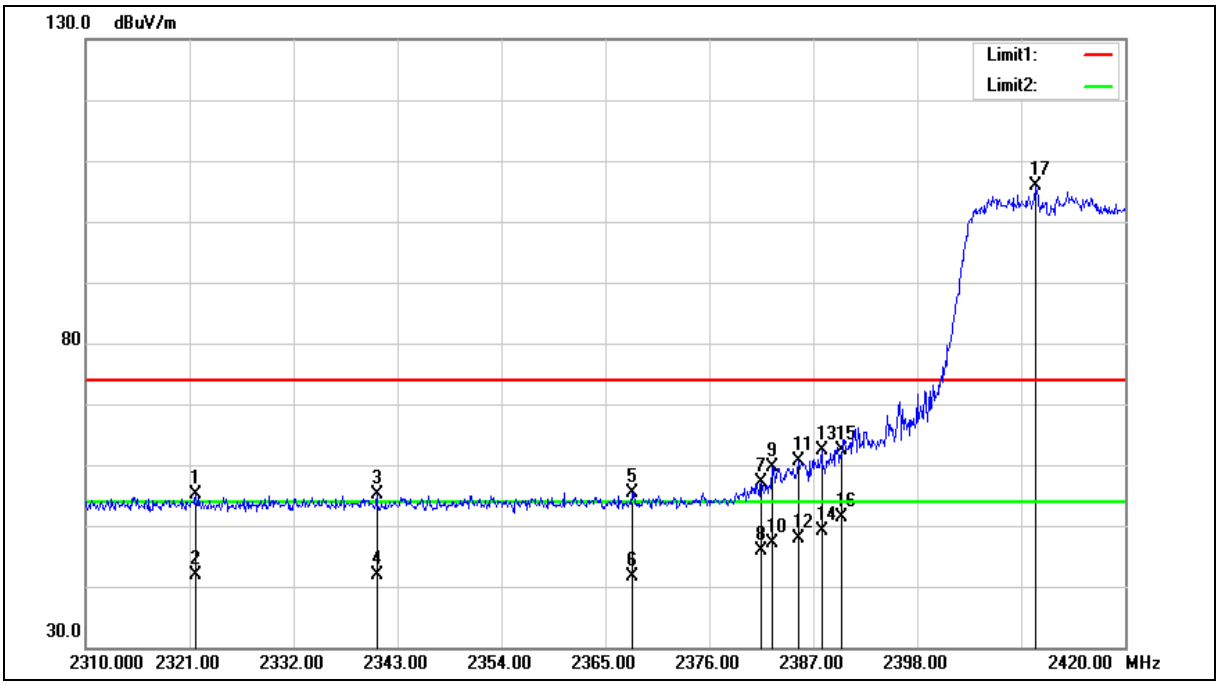

No.	Frequency (MHz)	Reading (dBuV)	Correct Factor (dB/m)	Result (dBuV/m)	Limit (dBuV/m)	Margin (dB)	Remark
1	2321.660	56.26	-1.22	55.04	74.00	-18.96	peak
2	2321.660	43.14	-1.22	41.92	54.00	-12.08	AVG
3	2340.800	56.23	-1.11	55.12	74.00	-18.88	peak
4	2340.800	42.92	-1.11	41.81	54.00	-12.19	AVG
5	2367.860	56.28	-0.99	55.29	74.00	-18.71	peak
6	2367.860	42.65	-0.99	41.66	54.00	-12.34	AVG
7	2381.500	57.97	-0.91	57.06	74.00	-16.94	peak
8	2381.500	46.68	-0.91	45.77	54.00	-8.23	AVG
9	2382.600	60.53	-0.91	59.62	74.00	-14.38	peak
10	2382.600	48.10	-0.91	47.19	54.00	-6.81	AVG
11	2385.460	61.47	-0.90	60.57	74.00	-13.43	peak

Note:1.Result (dBuV/m) = Correct Factor (dB/m) + Reading(dBuV).

2.Correction factor (dB/m) = Antenna Factor (dB/m) + Cable loss (dB) – Pre-Amplifier gain (dB).

3.When the peak results are less than average limit, so not need to evaluate the average.

Standard:	FCC Part 15.247	Test Distance:	3m
Frequency:	2412 MHz		
Mode:	Mode 4		
Ant.Polar.:	Vertical		

No.	Frequency (MHz)	Reading (dBuV)	Correct Factor (dB/m)	Result (dBuV/m)	Limit (dBuV/m)	Margin (dB)	Remark
12	2385.460	48.85	-0.90	47.95	54.00	-6.05	AVG
13	2387.880	63.24	-0.88	62.36	74.00	-11.64	peak
14	2387.880	50.12	-0.88	49.24	54.00	-4.76	AVG
15	2390.000	63.13	-0.87	62.26	74.00	-11.74	peak
16	2390.000	52.22	-0.87	51.35	54.00	-2.65	AVG
17	2410.540	106.65	-0.76	105.89	--	--	peak

Note:1.Result (dBuV/m) = Correct Factor (dB/m) + Reading(dBuV).

2.Correction factor (dB/m) = Antenna Factor (dB/m) + Cable loss (dB) – Pre-Amplifier gain (dB).

3.When the peak results are less than average limit, so not need to evaluate the average.

Standard:	FCC Part 15.247	Test Distance:	3m
Frequency:	2437 MHz		
Mode:	Mode 4		
Ant.Polar.:	Horizontal		

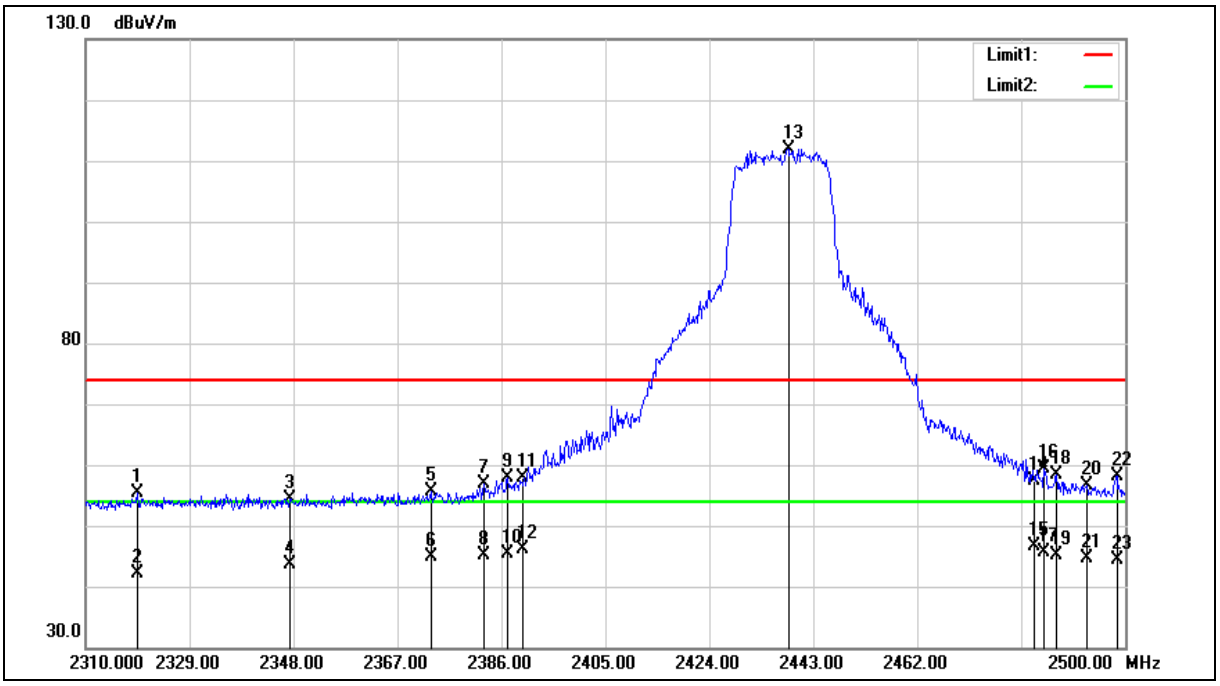

No.	Frequency (MHz)	Reading (dBuV)	Correct Factor (dB/m)	Result (dBuV/m)	Limit (dBuV/m)	Margin (dB)	Remark
1	2319.500	56.71	-1.22	55.49	74.00	-18.51	peak
2	2319.500	43.27	-1.22	42.05	54.00	-11.95	AVG
3	2347.240	55.53	-1.08	54.45	74.00	-19.55	peak
4	2347.240	44.73	-1.08	43.65	54.00	-10.35	AVG
5	2373.080	56.47	-0.96	55.51	74.00	-18.49	peak
6	2373.080	45.78	-0.96	44.82	54.00	-9.18	AVG
7	2382.770	57.86	-0.91	56.95	74.00	-17.05	peak
8	2382.770	46.06	-0.91	45.15	54.00	-8.85	AVG
9	2387.140	58.71	-0.88	57.83	74.00	-16.17	peak
10	2387.140	46.32	-0.88	45.44	54.00	-8.56	AVG
11	2390.000	58.67	-0.87	57.80	74.00	-16.20	peak

Note:1.Result (dBuV/m) = Correct Factor (dB/m) + Reading(dBuV).

2.Correction factor (dB/m) = Antenna Factor (dB/m) + Cable loss (dB) – Pre-Amplifier gain (dB).

3.When the peak results are less than average limit, so not need to evaluate the average.

Standard:	FCC Part 15.247	Test Distance:	3m
Frequency:	2437 MHz		
Mode:	Mode 4		
Ant.Polar.:	Horizontal		

No.	Frequency (MHz)	Reading (dBuV)	Correct Factor (dB/m)	Result (dBuV/m)	Limit (dBuV/m)	Margin (dB)	Remark
12	2390.000	47.04	-0.87	46.17	54.00	-7.83	AVG
13	2438.440	112.59	-0.63	111.96	--	--	peak
14	2483.500	57.89	-0.40	57.49	74.00	-16.51	peak
15	2483.500	46.99	-0.40	46.59	54.00	-7.41	AVG
16	2485.180	59.77	-0.39	59.38	74.00	-14.62	peak
17	2485.180	45.90	-0.39	45.51	54.00	-8.49	AVG
18	2487.460	58.66	-0.37	58.29	74.00	-15.71	peak
19	2487.460	45.56	-0.37	45.19	54.00	-8.81	AVG
20	2492.970	56.98	-0.34	56.64	74.00	-17.36	peak
21	2492.970	45.07	-0.34	44.73	54.00	-9.27	AVG
22	2498.480	58.50	-0.32	58.18	74.00	-15.82	peak
23	2498.480	44.69	-0.32	44.37	54.00	-9.63	AVG

Note:1.Result (dBuV/m) = Correct Factor (dB/m) + Reading(dBuV).

2.Correction factor (dB/m) = Antenna Factor (dB/m) + Cable loss (dB) – Pre-Amplifier gain (dB).

3.When the peak results are less than average limit, so not need to evaluate the average.

Standard:	FCC Part 15.247	Test Distance:	3m
Frequency:	2437 MHz		
Mode:	Mode 4		
Ant.Polar.:	Vertical		

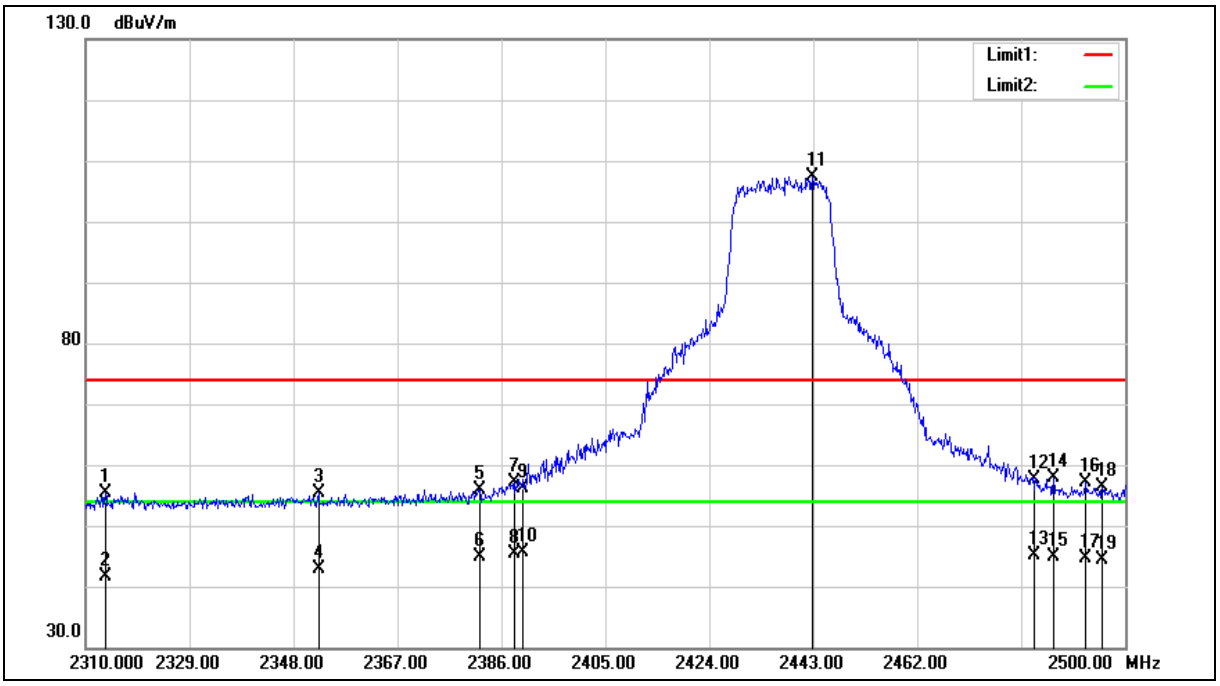

No.	Frequency (MHz)	Reading (dBuV)	Correct Factor (dB/m)	Result (dBuV/m)	Limit (dBuV/m)	Margin (dB)	Remark
1	2313.610	56.60	-1.25	55.35	74.00	-18.65	peak
2	2313.610	42.88	-1.25	41.63	54.00	-12.37	AVG
3	2352.560	56.32	-1.05	55.27	74.00	-18.73	peak
4	2352.560	43.84	-1.05	42.79	54.00	-11.21	AVG
5	2382.010	56.78	-0.91	55.87	74.00	-18.13	peak
6	2382.010	45.83	-0.91	44.92	54.00	-9.08	AVG
7	2388.470	58.03	-0.88	57.15	74.00	-16.85	peak
8	2388.470	46.21	-0.88	45.33	54.00	-8.67	AVG
9	2390.000	57.10	-0.87	56.23	74.00	-17.77	peak
10	2390.000	46.62	-0.87	45.75	54.00	-8.25	AVG
11	2442.810	107.96	-0.60	107.36	--	--	peak

Note:1.Result (dBuV/m) = Correct Factor (dB/m) + Reading(dBuV).

2.Correction factor (dB/m) = Antenna Factor (dB/m) + Cable loss (dB) – Pre-Amplifier gain (dB).

3.When the peak results are less than average limit, so not need to evaluate the average.

Standard:	FCC Part 15.247	Test Distance:	3m
Frequency:	2437 MHz		
Mode:	Mode 4		
Ant.Polar.:	Vertical		

No.	Frequency (MHz)	Reading (dBuV)	Correct Factor (dB/m)	Result (dBuV/m)	Limit (dBuV/m)	Margin (dB)	Remark
12	2483.500	58.15	-0.40	57.75	74.00	-16.25	peak
13	2483.500	45.58	-0.40	45.18	54.00	-8.82	AVG
14	2486.890	58.23	-0.37	57.86	74.00	-16.14	peak
15	2486.890	45.17	-0.37	44.80	54.00	-9.20	AVG
16	2492.780	57.50	-0.34	57.16	74.00	-16.84	peak
17	2492.780	44.87	-0.34	44.53	54.00	-9.47	AVG
18	2495.820	56.65	-0.33	56.32	74.00	-17.68	peak
19	2495.820	44.69	-0.33	44.36	54.00	-9.64	AVG

Note:1.Result (dBuV/m) = Correct Factor (dB/m) + Reading(dBuV).

2.Correction factor (dB/m) = Antenna Factor (dB/m) + Cable loss (dB) – Pre-Amplifier gain (dB).

3.When the peak results are less than average limit, so not need to evaluate the average.

Standard:	FCC Part 15.247	Test Distance:	3m
Frequency:	2462 MHz		
Mode:	Mode 4		
Ant.Polar.:	Horizontal		

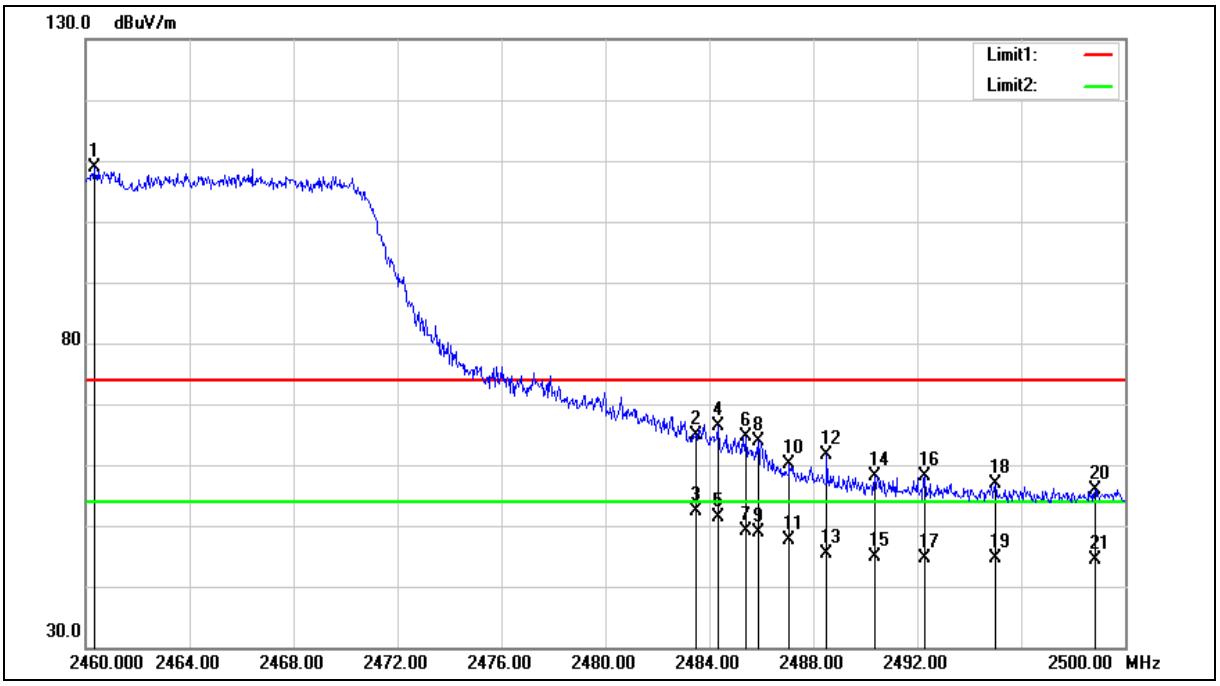

No.	Frequency (MHz)	Reading (dBuV)	Correct Factor (dB/m)	Result (dBuV/m)	Limit (dBuV/m)	Margin (dB)	Remark
1	2460.320	109.38	-0.51	108.87	--	--	peak
2	2483.500	65.23	-0.40	64.83	74.00	-9.17	peak
3	2483.500	52.86	-0.40	52.46	54.00	-1.54	AVG
4	2484.320	66.73	-0.39	66.34	74.00	-7.66	peak
5	2484.320	51.66	-0.39	51.27	54.00	-2.73	AVG
6	2485.400	65.03	-0.39	64.64	74.00	-9.36	peak
7	2485.400	49.50	-0.39	49.11	54.00	-4.89	AVG
8	2485.880	64.14	-0.38	63.76	74.00	-10.24	peak
9	2485.880	49.33	-0.38	48.95	54.00	-5.05	AVG
10	2487.080	60.46	-0.37	60.09	74.00	-13.91	peak
11	2487.080	47.93	-0.37	47.56	54.00	-6.44	AVG

Note:1.Result (dBuV/m) = Correct Factor (dB/m) + Reading(dBuV).

2.Correction factor (dB/m) = Antenna Factor (dB/m) + Cable loss (dB) – Pre-Amplifier gain (dB).

3.When the peak results are less than average limit, so not need to evaluate the average.

Standard:	FCC Part 15.247	Test Distance:	3m
Frequency:	2462 MHz		
Mode:	Mode 4		
Ant.Polar.:	Horizontal		

No.	Frequency (MHz)	Reading (dBuV)	Correct Factor (dB/m)	Result (dBuV/m)	Limit (dBuV/m)	Margin (dB)	Remark
12	2488.520	62.08	-0.37	61.71	74.00	-12.29	peak
13	2488.520	45.63	-0.37	45.26	54.00	-8.74	AVG
14	2490.360	58.51	-0.36	58.15	74.00	-15.85	peak
15	2490.360	45.18	-0.36	44.82	54.00	-9.18	AVG
16	2492.280	58.46	-0.35	58.11	74.00	-15.89	peak
17	2492.280	45.02	-0.35	44.67	54.00	-9.33	AVG
18	2495.000	57.10	-0.34	56.76	74.00	-17.24	peak
19	2495.000	44.93	-0.34	44.59	54.00	-9.41	AVG
20	2498.840	56.21	-0.31	55.90	74.00	-18.10	peak
21	2498.840	44.64	-0.31	44.33	54.00	-9.67	AVG

Note:1.Result (dBuV/m) = Correct Factor (dB/m) + Reading(dBuV).

2.Correction factor (dB/m) = Antenna Factor (dB/m) + Cable loss (dB) – Pre-Amplifier gain (dB).

3.When the peak results are less than average limit, so not need to evaluate the average.

Standard:	FCC Part 15.247	Test Distance:	3m
Frequency:	2462 MHz		
Mode:	Mode 4		
Ant.Polar.:	Vertical		

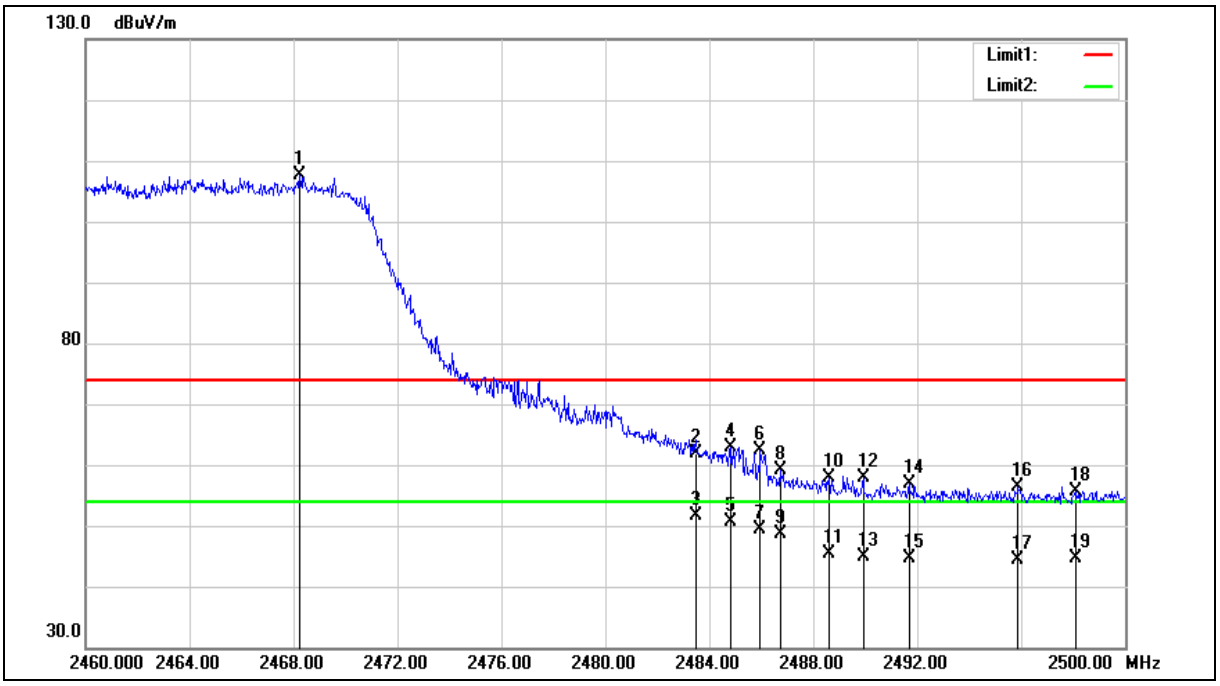

No.	Frequency (MHz)	Reading (dBuV)	Correct Factor (dB/m)	Result (dBuV/m)	Limit (dBuV/m)	Margin (dB)	Remark
1	2468.240	107.98	-0.47	107.51	--	--	peak
2	2483.500	62.37	-0.40	61.97	74.00	-12.03	peak
3	2483.500	52.03	-0.40	51.63	54.00	-2.37	AVG
4	2484.800	63.35	-0.39	62.96	74.00	-11.04	peak
5	2484.800	50.94	-0.39	50.55	54.00	-3.45	AVG
6	2485.960	62.85	-0.38	62.47	74.00	-11.53	peak
7	2485.960	49.76	-0.38	49.38	54.00	-4.62	AVG
8	2486.720	59.42	-0.38	59.04	74.00	-14.96	peak
9	2486.720	49.03	-0.38	48.65	54.00	-5.35	AVG
10	2488.600	58.31	-0.37	57.94	74.00	-16.06	peak
11	2488.600	45.68	-0.37	45.31	54.00	-8.69	AVG

Note:1.Result (dBuV/m) = Correct Factor (dB/m) + Reading(dBuV).

2.Correction factor (dB/m) = Antenna Factor (dB/m) + Cable loss (dB) – Pre-Amplifier gain (dB).

3.When the peak results are less than average limit, so not need to evaluate the average.

Standard:	FCC Part 15.247	Test Distance:	3m
Frequency:	2462 MHz		
Mode:	Mode 4		
Ant.Polar.:	Vertical		

No.	Frequency (MHz)	Reading (dBuV)	Correct Factor (dB/m)	Result (dBuV/m)	Limit (dBuV/m)	Margin (dB)	Remark
12	2489.920	58.32	-0.36	57.96	74.00	-16.04	peak
13	2489.920	45.12	-0.36	44.76	54.00	-9.24	AVG
14	2491.680	57.25	-0.35	56.90	74.00	-17.10	peak
15	2491.680	45.03	-0.35	44.68	54.00	-9.32	AVG
16	2495.880	56.60	-0.33	56.27	74.00	-17.73	peak
17	2495.880	44.62	-0.33	44.29	54.00	-9.71	AVG
18	2498.080	56.06	-0.32	55.74	74.00	-18.26	peak
19	2498.080	45.03	-0.32	44.71	54.00	-9.29	AVG

Note:1.Result (dBuV/m) = Correct Factor (dB/m) + Reading(dBuV).

2.Correction factor (dB/m) = Antenna Factor (dB/m) + Cable loss (dB) – Pre-Amplifier gain (dB).

3.When the peak results are less than average limit, so not need to evaluate the average.

Standard:	FCC Part 15.247	Test Distance:	3m
Frequency:	2422 MHz		
Mode:	Mode 5		
Ant.Polar.:	Horizontal		

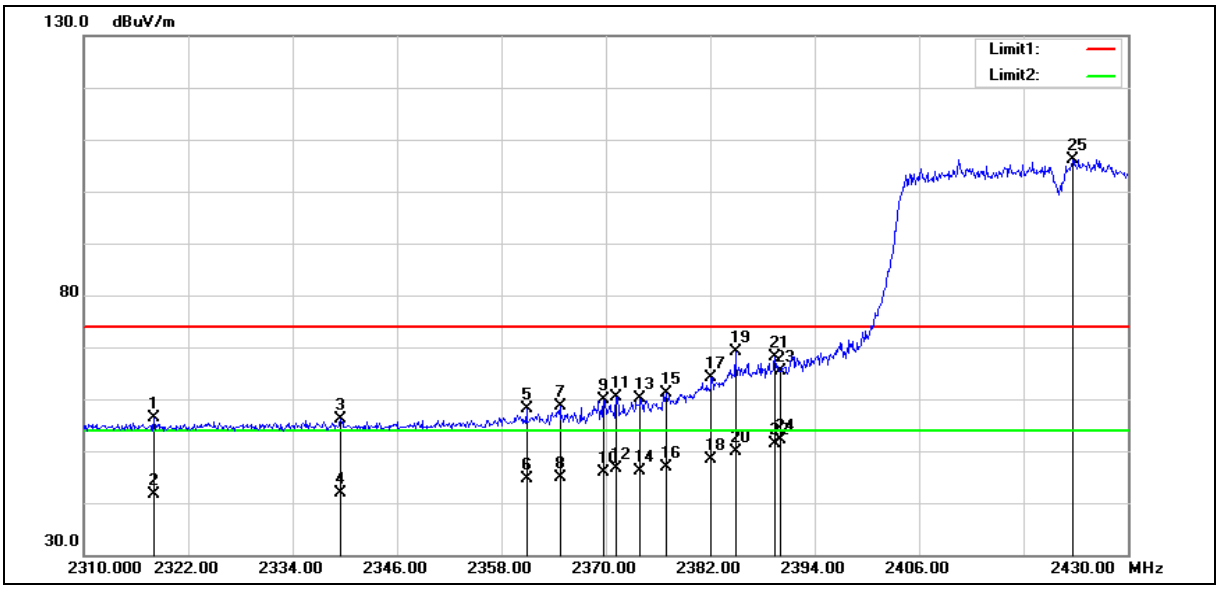

No.	Frequency (MHz)	Reading (dBuV)	Correct Factor (dB/m)	Result (dBuV/m)	Limit (dBuV/m)	Margin (dB)	Remark
1	2318.040	57.72	-1.23	56.49	74.00	-17.51	peak
2	2318.040	42.83	-1.23	41.60	54.00	-12.40	AVG
3	2339.520	57.22	-1.13	56.09	74.00	-17.91	peak
4	2339.520	42.91	-1.13	41.78	54.00	-12.22	AVG
5	2360.880	59.11	-1.02	58.09	74.00	-15.91	peak
6	2360.880	45.55	-1.02	44.53	54.00	-9.47	AVG
7	2364.720	59.66	-1.00	58.66	74.00	-15.34	peak
8	2364.720	45.87	-1.00	44.87	54.00	-9.13	AVG
9	2369.760	60.94	-0.97	59.97	74.00	-14.03	peak
10	2369.760	46.96	-0.97	45.99	54.00	-8.01	AVG
11	2371.200	61.37	-0.97	60.40	74.00	-13.60	peak

Note:1.Result (dBuV/m) = Correct Factor (dB/m) + Reading(dBuV).

2.Correction factor (dB/m) = Antenna Factor (dB/m) + Cable loss (dB) – Pre-Amplifier gain (dB).

3.When the peak results are less than average limit, so not need to evaluate the average.

Standard:	FCC Part 15.247	Test Distance:	3m
Frequency:	2422 MHz		
Mode:	Mode 5		
Ant.Polar.:	Horizontal		

No.	Frequency (MHz)	Reading (dBuV)	Correct Factor (dB/m)	Result (dBuV/m)	Limit (dBuV/m)	Margin (dB)	Remark
12	2371.200	47.48	-0.97	46.51	54.00	-7.49	AVG
13	2373.960	61.13	-0.96	60.17	74.00	-13.83	peak
14	2373.960	47.09	-0.96	46.13	54.00	-7.87	AVG
15	2376.960	62.13	-0.94	61.19	74.00	-12.81	peak
16	2376.960	47.87	-0.94	46.93	54.00	-7.07	AVG
17	2382.120	65.09	-0.91	64.18	74.00	-9.82	peak
18	2382.120	49.36	-0.91	48.45	54.00	-5.55	AVG
19	2384.880	70.04	-0.90	69.14	74.00	-4.86	peak
20	2384.880	50.84	-0.90	49.94	54.00	-4.06	AVG
21	2389.440	69.01	-0.88	68.13	74.00	-5.87	peak
22	2389.440	52.35	-0.88	51.47	54.00	-2.53	AVG
23	2390.000	66.20	-0.87	65.33	74.00	-8.67	peak
24	2390.000	52.97	-0.87	52.10	54.00	-1.90	AVG
25	2423.640	106.81	-0.70	106.11	--	--	peak

Note:1.Result (dBuV/m) = Correct Factor (dB/m) + Reading(dBuV).

2.Correction factor (dB/m) = Antenna Factor (dB/m) + Cable loss (dB) – Pre-Amplifier gain (dB).

3.When the peak results are less than average limit, so not need to evaluate the average.

Standard:	FCC Part 15.247	Test Distance:	3m
Frequency:	2422 MHz		
Mode:	Mode 5		
Ant.Polar.:	Vertical		

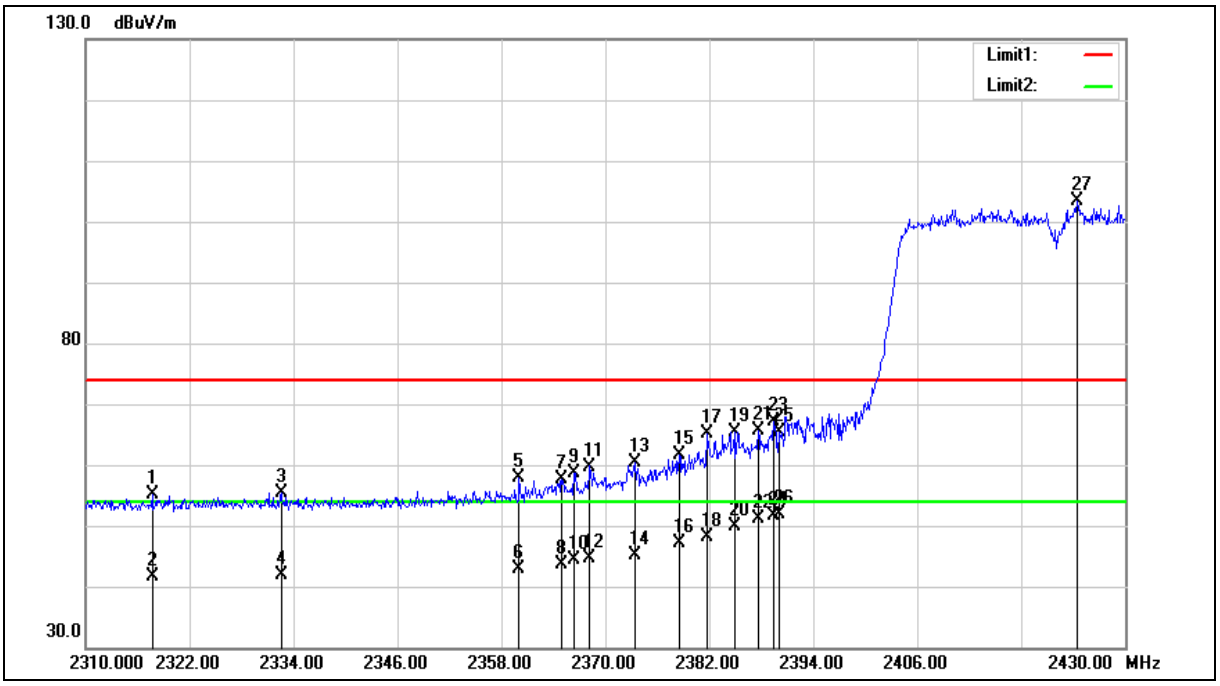

No.	Frequency (MHz)	Reading (dBuV)	Correct Factor (dB/m)	Result (dBuV/m)	Limit (dBuV/m)	Margin (dB)	Remark
1	2317.680	56.47	-1.23	55.24	74.00	-18.76	peak
2	2317.680	42.89	-1.23	41.66	54.00	-12.34	AVG
3	2332.560	56.42	-1.16	55.26	74.00	-18.74	peak
4	2332.560	43.14	-1.16	41.98	54.00	-12.02	AVG
5	2360.040	58.94	-1.03	57.91	74.00	-16.09	peak
6	2360.040	43.93	-1.03	42.90	54.00	-11.10	AVG
7	2364.960	58.55	-1.00	57.55	74.00	-16.45	peak
8	2364.960	44.58	-1.00	43.58	54.00	-10.42	AVG
9	2366.400	59.68	-0.99	58.69	74.00	-15.31	peak
10	2366.400	45.43	-0.99	44.44	54.00	-9.56	AVG
11	2368.200	60.74	-0.99	59.75	74.00	-14.25	peak

Note:1.Result (dBuV/m) = Correct Factor (dB/m) + Reading(dBuV).

2.Correction factor (dB/m) = Antenna Factor (dB/m) + Cable loss (dB) – Pre-Amplifier gain (dB).

3.When the peak results are less than average limit, so not need to evaluate the average.

Standard:	FCC Part 15.247	Test Distance:	3m
Frequency:	2422 MHz		
Mode:	Mode 5		
Ant.Polar.:	Vertical		

No.	Frequency (MHz)	Reading (dBuV)	Correct Factor (dB/m)	Result (dBuV/m)	Limit (dBuV/m)	Margin (dB)	Remark
12	2368.200	45.69	-0.99	44.70	54.00	-9.30	AVG
13	2373.480	61.35	-0.96	60.39	74.00	-13.61	peak
14	2373.480	46.21	-0.96	45.25	54.00	-8.75	AVG
15	2378.520	62.44	-0.93	61.51	74.00	-12.49	peak
16	2378.520	48.06	-0.93	47.13	54.00	-6.87	AVG
17	2381.760	66.13	-0.91	65.22	74.00	-8.78	peak
18	2381.760	48.99	-0.91	48.08	54.00	-5.92	AVG
19	2384.880	66.40	-0.90	65.50	74.00	-8.50	peak
20	2384.880	50.81	-0.90	49.91	54.00	-4.09	AVG
21	2387.640	66.51	-0.88	65.63	74.00	-8.37	peak
22	2387.640	51.97	-0.88	51.09	54.00	-2.91	AVG
23	2389.440	68.03	-0.88	67.15	74.00	-6.85	peak
24	2389.440	52.39	-0.88	51.51	54.00	-2.49	AVG
25	2390.000	66.26	-0.87	65.39	74.00	-8.61	peak
26	2390.000	52.75	-0.87	51.88	54.00	-2.12	AVG
27	2424.480	104.04	-0.70	103.34	--	--	peak

Note:1.Result (dBuV/m) = Correct Factor (dB/m) + Reading(dBuV).

2.Correction factor (dB/m) = Antenna Factor (dB/m) + Cable loss (dB) – Pre-Amplifier gain (dB).

3.When the peak results are less than average limit, so not need to evaluate the average.

Standard:	FCC Part 15.247	Test Distance:	3m
Frequency:	2437 MHz		
Mode:	Mode 5		
Ant.Polar.:	Horizontal		

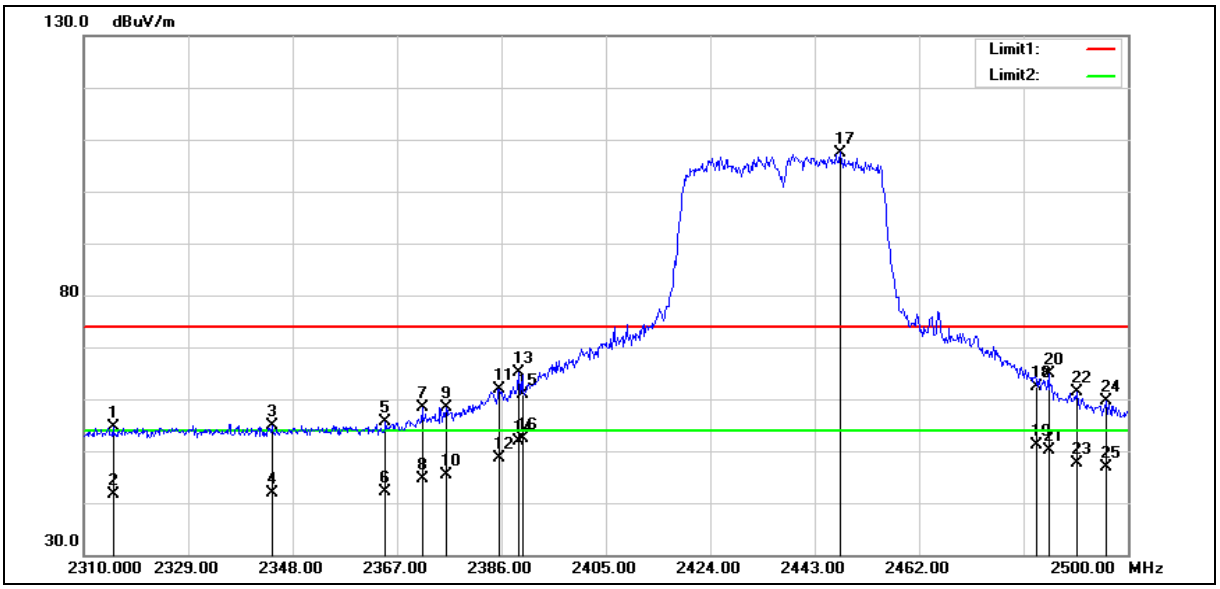

No.	Frequency (MHz)	Reading (dBuV)	Correct Factor (dB/m)	Result (dBuV/m)	Limit (dBuV/m)	Margin (dB)	Remark
1	2315.320	55.96	-1.25	54.71	74.00	-19.29	peak
2	2315.320	42.84	-1.25	41.59	54.00	-12.41	AVG
3	2344.200	56.08	-1.10	54.98	74.00	-19.02	peak
4	2344.200	42.93	-1.10	41.83	54.00	-12.17	AVG
5	2364.910	56.63	-1.00	55.63	74.00	-18.37	peak
6	2364.910	43.24	-1.00	42.24	54.00	-11.76	AVG
7	2371.560	59.46	-0.97	58.49	74.00	-15.51	peak
8	2371.560	45.64	-0.97	44.67	54.00	-9.33	AVG
9	2375.930	59.42	-0.94	58.48	74.00	-15.52	peak
10	2375.930	46.27	-0.94	45.33	54.00	-8.67	AVG
11	2385.620	62.88	-0.90	61.98	74.00	-12.02	peak

Note:1.Result (dBuV/m) = Correct Factor (dB/m) + Reading(dBuV).

2.Correction factor (dB/m) = Antenna Factor (dB/m) + Cable loss (dB) – Pre-Amplifier gain (dB).

3.When the peak results are less than average limit, so not need to evaluate the average.

Standard:	FCC Part 15.247	Test Distance:	3m
Frequency:	2437 MHz		
Mode:	Mode 5		
Ant.Polar.:	Horizontal		

No.	Frequency (MHz)	Reading (dBuV)	Correct Factor (dB/m)	Result (dBuV/m)	Limit (dBuV/m)	Margin (dB)	Remark
12	2385.620	49.62	-0.90	48.72	54.00	-5.28	AVG
13	2389.230	65.96	-0.88	65.08	74.00	-8.92	peak
14	2389.230	52.82	-0.88	51.94	54.00	-2.06	AVG
15	2390.000	61.77	-0.87	60.90	74.00	-13.10	peak
16	2390.000	53.21	-0.87	52.34	54.00	-1.66	AVG
17	2447.560	108.08	-0.58	107.50	--	--	peak
18	2483.500	62.78	-0.40	62.38	74.00	-11.62	peak
19	2483.500	51.56	-0.40	51.16	54.00	-2.84	AVG
20	2485.560	65.33	-0.38	64.95	74.00	-9.05	peak
21	2485.560	50.61	-0.38	50.23	54.00	-3.77	AVG
22	2490.690	61.64	-0.36	61.28	74.00	-12.72	peak
23	2490.690	47.99	-0.36	47.63	54.00	-6.37	AVG
24	2496.010	59.93	-0.33	59.60	74.00	-14.40	peak
25	2496.010	47.11	-0.33	46.78	54.00	-7.22	AVG

Note:1.Result (dBuV/m) = Correct Factor (dB/m) + Reading(dBuV).

2.Correction factor (dB/m) = Antenna Factor (dB/m) + Cable loss (dB) – Pre-Amplifier gain (dB).

3.When the peak results are less than average limit, so not need to evaluate the average.

Standard:	FCC Part 15.247	Test Distance:	3m
Frequency:	2437 MHz		
Mode:	Mode 5		
Ant.Polar.:	Vertical		

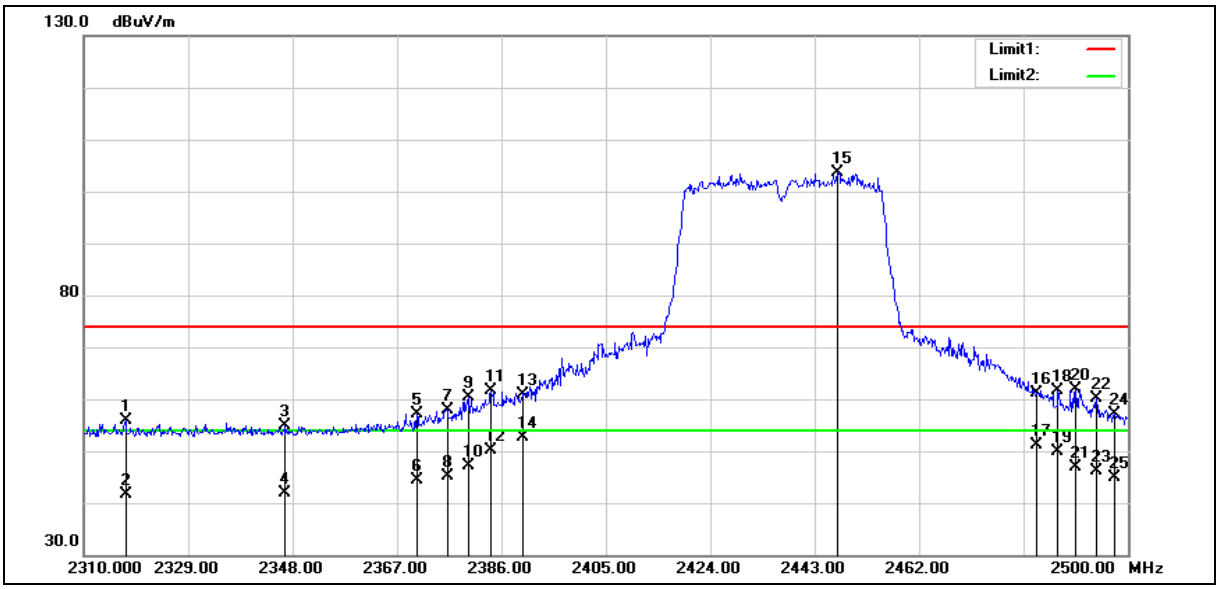

No.	Frequency (MHz)	Reading (dBuV)	Correct Factor (dB/m)	Result (dBuV/m)	Limit (dBuV/m)	Margin (dB)	Remark
1	2317.600	57.00	-1.23	55.77	74.00	-18.23	peak
2	2317.600	42.88	-1.23	41.65	54.00	-12.35	AVG
3	2346.670	55.88	-1.08	54.80	74.00	-19.20	peak
4	2346.670	42.99	-1.08	41.91	54.00	-12.09	AVG
5	2370.610	58.11	-0.97	57.14	74.00	-16.86	peak
6	2370.610	45.44	-0.97	44.47	54.00	-9.53	AVG
7	2376.120	58.88	-0.94	57.94	74.00	-16.06	peak
8	2376.120	46.04	-0.94	45.10	54.00	-8.90	AVG
9	2380.110	61.19	-0.93	60.26	74.00	-13.74	peak
10	2380.110	48.12	-0.93	47.19	54.00	-6.81	AVG
11	2384.100	62.49	-0.90	61.59	74.00	-12.41	peak

Note:1.Result (dBuV/m) = Correct Factor (dB/m) + Reading(dBuV).

2.Correction factor (dB/m) = Antenna Factor (dB/m) + Cable loss (dB) – Pre-Amplifier gain (dB).

3.When the peak results are less than average limit, so not need to evaluate the average.

Standard:	FCC Part 15.247	Test Distance:	3m
Frequency:	2437 MHz		
Mode:	Mode 5		
Ant.Polar.:	Vertical		

No.	Frequency (MHz)	Reading (dBuV)	Correct Factor (dB/m)	Result (dBuV/m)	Limit (dBuV/m)	Margin (dB)	Remark
12	2384.100	50.91	-0.90	50.01	54.00	-3.99	AVG
13	2390.000	61.75	-0.87	60.88	74.00	-13.12	peak
14	2390.000	53.41	-0.87	52.54	54.00	-1.46	AVG
15	2447.180	104.13	-0.58	103.55	--	--	peak
16	2483.500	61.55	-0.40	61.15	74.00	-12.85	peak
17	2483.500	51.46	-0.40	51.06	54.00	-2.94	AVG
18	2487.270	62.00	-0.37	61.63	74.00	-12.37	peak
19	2487.270	50.30	-0.37	49.93	54.00	-4.07	AVG
20	2490.500	62.34	-0.36	61.98	74.00	-12.02	peak
21	2490.500	47.24	-0.36	46.88	54.00	-7.12	AVG
22	2494.300	60.46	-0.34	60.12	74.00	-13.88	peak
23	2494.300	46.36	-0.34	46.02	54.00	-7.98	AVG
24	2497.530	57.49	-0.32	57.17	74.00	-16.83	peak
25	2497.530	45.27	-0.32	44.95	54.00	-9.05	AVG

Note:1.Result (dBuV/m) = Correct Factor (dB/m) + Reading(dBuV).

2.Correction factor (dB/m) = Antenna Factor (dB/m) + Cable loss (dB) – Pre-Amplifier gain (dB).

3.When the peak results are less than average limit, so not need to evaluate the average.

Standard:	FCC Part 15.247	Test Distance:	3m
Frequency:	2452 MHz		
Mode:	Mode 5		
Ant.Polar.:	Horizontal		

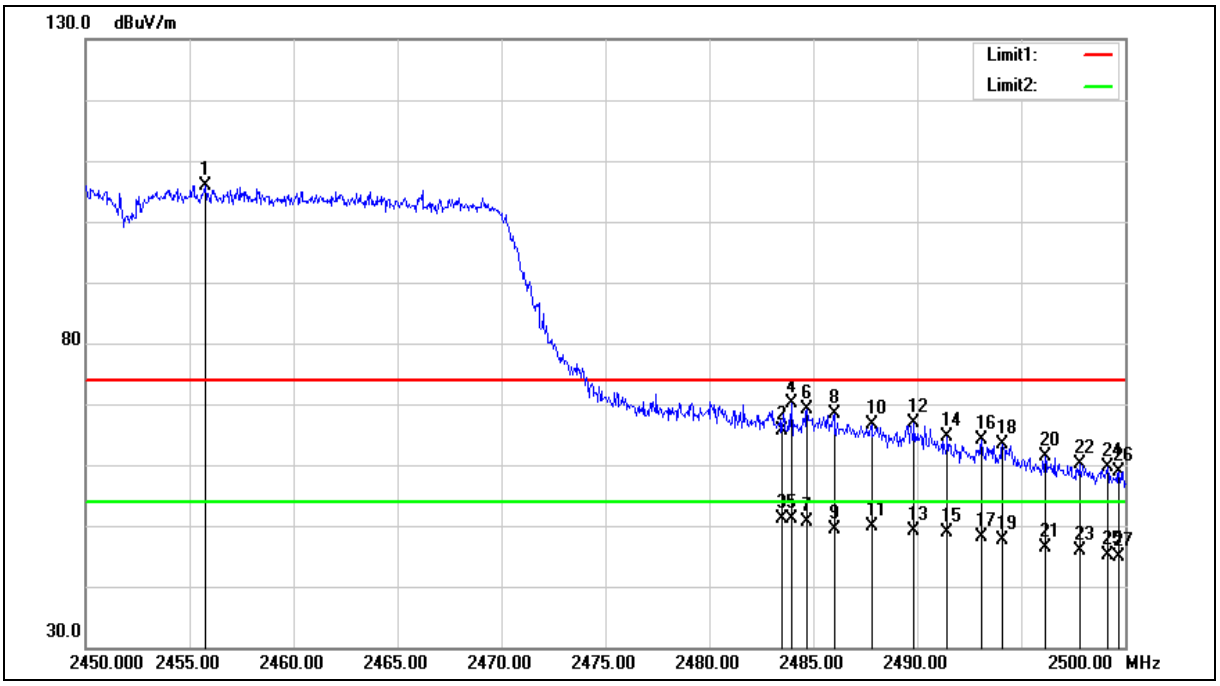

No.	Frequency (MHz)	Reading (dBuV)	Correct Factor (dB/m)	Result (dBuV/m)	Limit (dBuV/m)	Margin (dB)	Remark
1	2455.750	106.50	-0.54	105.96	--	--	peak
2	2483.500	66.08	-0.40	65.68	74.00	-8.32	peak
3	2483.500	51.62	-0.40	51.22	54.00	-2.78	AVG
4	2483.950	70.62	-0.39	70.23	74.00	-3.77	peak
5	2483.950	51.47	-0.39	51.08	54.00	-2.92	AVG
6	2484.700	69.47	-0.39	69.08	74.00	-4.92	peak
7	2484.700	51.08	-0.39	50.69	54.00	-3.31	AVG
8	2486.000	68.86	-0.38	68.48	74.00	-5.52	peak
9	2486.000	49.85	-0.38	49.47	54.00	-4.53	AVG
10	2487.800	67.00	-0.37	66.63	74.00	-7.37	peak
11	2487.800	50.22	-0.37	49.85	54.00	-4.15	AVG

Note:1.Result (dBuV/m) = Correct Factor (dB/m) + Reading(dBuV).

2.Correction factor (dB/m) = Antenna Factor (dB/m) + Cable loss (dB) – Pre-Amplifier gain (dB).

3.When the peak results are less than average limit, so not need to evaluate the average.

Standard:	FCC Part 15.247	Test Distance:	3m
Frequency:	2452 MHz		
Mode:	Mode 5		
Ant.Polar.:	Horizontal		

No.	Frequency (MHz)	Reading (dBuV)	Correct Factor (dB/m)	Result (dBuV/m)	Limit (dBuV/m)	Margin (dB)	Remark
12	2489.850	67.27	-0.36	66.91	74.00	-7.09	peak
13	2489.850	49.58	-0.36	49.22	54.00	-4.78	AVG
14	2491.450	65.06	-0.35	64.71	74.00	-9.29	peak
15	2491.450	49.19	-0.35	48.84	54.00	-5.16	AVG
16	2493.100	64.44	-0.34	64.10	74.00	-9.90	peak
17	2493.100	48.38	-0.34	48.04	54.00	-5.96	AVG
18	2494.100	63.75	-0.34	63.41	74.00	-10.59	peak
19	2494.100	47.87	-0.34	47.53	54.00	-6.47	AVG
20	2496.150	61.68	-0.33	61.35	74.00	-12.65	peak
21	2496.150	46.78	-0.33	46.45	54.00	-7.55	AVG
22	2497.800	60.33	-0.32	60.01	74.00	-13.99	peak
23	2497.800	46.28	-0.32	45.96	54.00	-8.04	AVG
24	2499.150	59.99	-0.31	59.68	74.00	-14.32	peak
25	2499.150	45.39	-0.31	45.08	54.00	-8.92	AVG
26	2499.700	59.22	-0.31	58.91	74.00	-15.09	peak
27	2499.700	45.20	-0.31	44.89	54.00	-9.11	AVG

Note:1.Result (dBuV/m) = Correct Factor (dB/m) + Reading(dBuV).

2.Correction factor (dB/m) = Antenna Factor (dB/m) + Cable loss (dB) – Pre-Amplifier gain (dB).

3.When the peak results are less than average limit, so not need to evaluate the average.

Standard:	FCC Part 15.247	Test Distance:	3m
Frequency:	2452 MHz		
Mode:	Mode 5		
Ant.Polar.:	Vertical		

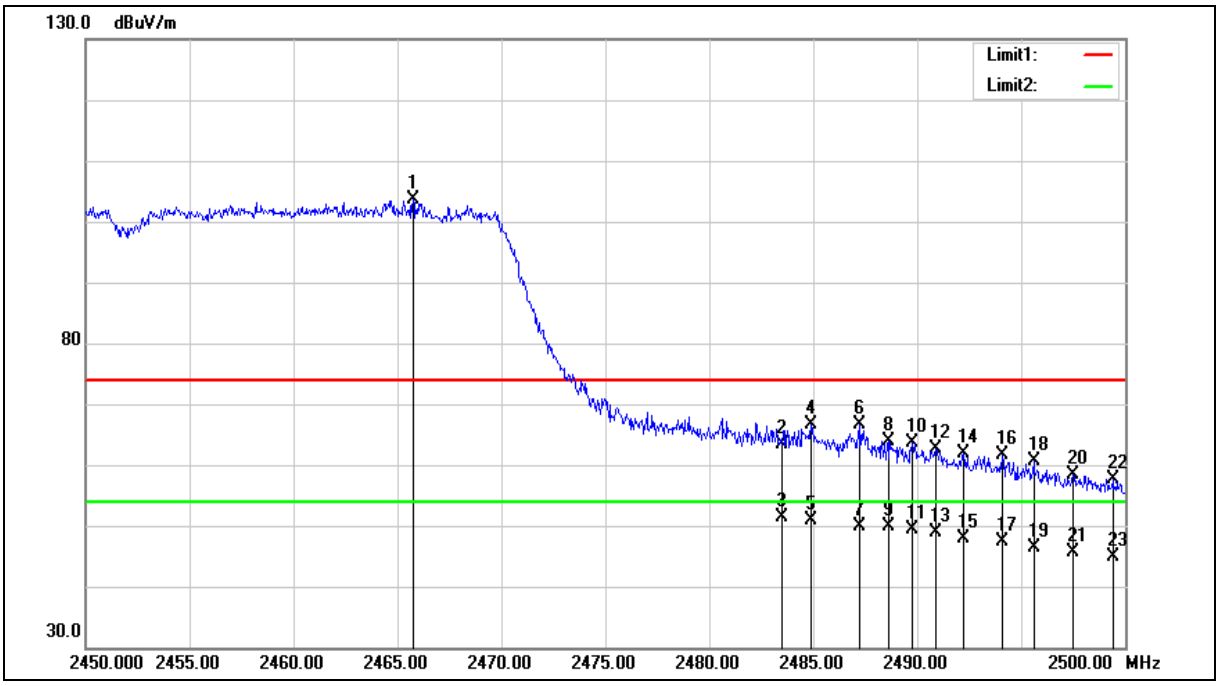

No.	Frequency (MHz)	Reading (dBuV)	Correct Factor (dB/m)	Result (dBuV/m)	Limit (dBuV/m)	Margin (dB)	Remark
1	2465.750	104.07	-0.49	103.58	--	--	peak
2	2483.500	63.77	-0.40	63.37	74.00	-10.63	peak
3	2483.500	51.81	-0.40	51.41	54.00	-2.59	AVG
4	2484.900	67.13	-0.39	66.74	74.00	-7.26	peak
5	2484.900	51.21	-0.39	50.82	54.00	-3.18	AVG
6	2487.250	67.12	-0.37	66.75	74.00	-7.25	peak
7	2487.250	50.29	-0.37	49.92	54.00	-4.08	AVG
8	2488.600	64.35	-0.37	63.98	74.00	-10.02	peak
9	2488.600	50.15	-0.37	49.78	54.00	-4.22	AVG
10	2489.750	64.11	-0.36	63.75	74.00	-10.25	peak
11	2489.750	49.83	-0.36	49.47	54.00	-4.53	AVG

Note:1.Result (dBuV/m) = Correct Factor (dB/m) + Reading(dBuV).

2.Correction factor (dB/m) = Antenna Factor (dB/m) + Cable loss (dB) – Pre-Amplifier gain (dB).

3.When the peak results are less than average limit, so not need to evaluate the average.

Standard:	FCC Part 15.247	Test Distance:	3m
Frequency:	2452 MHz		
Mode:	Mode 5		
Ant.Polar.:	Vertical		

No.	Frequency (MHz)	Reading (dBuV)	Correct Factor (dB/m)	Result (dBuV/m)	Limit (dBuV/m)	Margin (dB)	Remark
12	2490.900	62.98	-0.36	62.62	74.00	-11.38	peak
13	2490.900	49.14	-0.36	48.78	54.00	-5.22	AVG
14	2492.250	62.12	-0.35	61.77	74.00	-12.23	peak
15	2492.250	48.26	-0.35	47.91	54.00	-6.09	AVG
16	2494.100	62.03	-0.34	61.69	74.00	-12.31	peak
17	2494.100	47.61	-0.34	47.27	54.00	-6.73	AVG
18	2495.600	60.99	-0.33	60.66	74.00	-13.34	peak
19	2495.600	46.65	-0.33	46.32	54.00	-7.68	AVG
20	2497.500	58.63	-0.32	58.31	74.00	-15.69	peak
21	2497.500	45.84	-0.32	45.52	54.00	-8.48	AVG
22	2499.400	57.96	-0.31	57.65	74.00	-16.35	peak
23	2499.400	45.09	-0.31	44.78	54.00	-9.22	AVG

Note:1.Result (dBuV/m) = Correct Factor (dB/m) + Reading(dBuV).

2.Correction factor (dB/m) = Antenna Factor (dB/m) + Cable loss (dB) – Pre-Amplifier gain (dB).

3.When the peak results are less than average limit, so not need to evaluate the average.

Standard:	FCC Part 15.247	Test Distance:	3m
Frequency:	2412 MHz		
Mode:	Mode 6		
Ant.Polar.:	Horizontal		

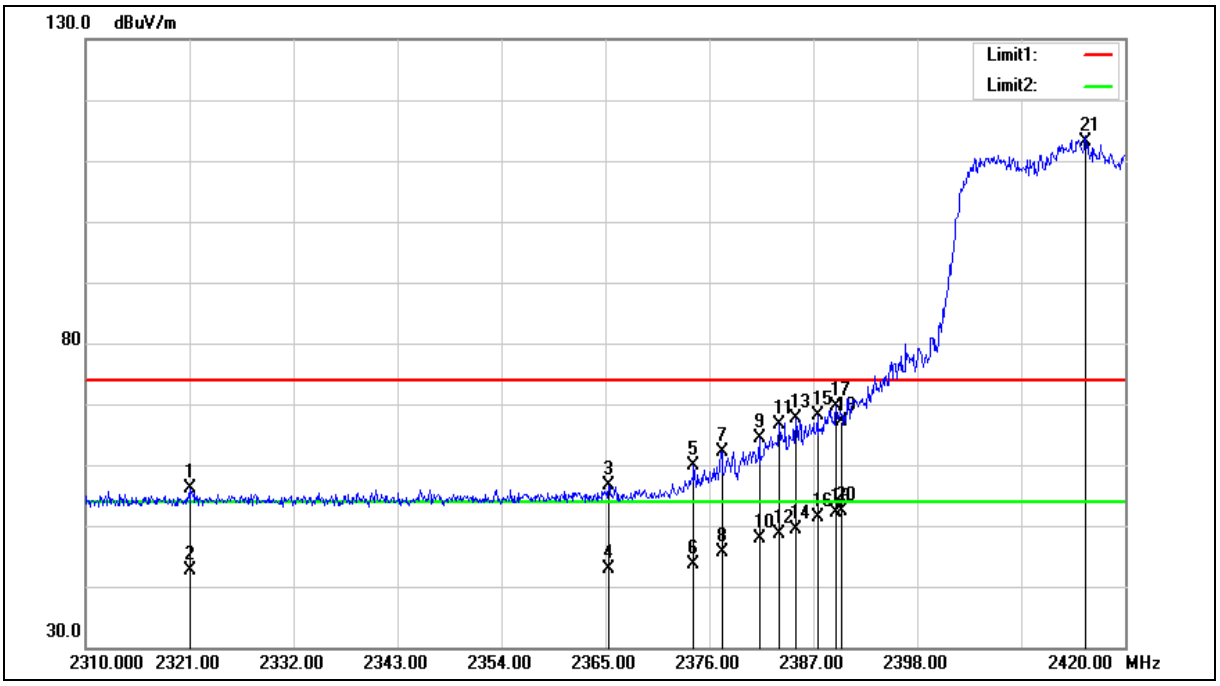

No.	Frequency (MHz)	Reading (dBuV)	Correct Factor (dB/m)	Result (dBuV/m)	Limit (dBuV/m)	Margin (dB)	Remark
1	2321.110	57.40	-1.22	56.18	74.00	-17.82	peak
2	2321.110	43.73	-1.22	42.51	54.00	-11.49	AVG
3	2365.330	57.67	-1.00	56.67	74.00	-17.33	peak
4	2365.330	43.96	-1.00	42.96	54.00	-11.04	AVG
5	2374.350	60.79	-0.96	59.83	74.00	-14.17	peak
6	2374.350	44.64	-0.96	43.68	54.00	-10.32	AVG
7	2377.320	63.17	-0.94	62.23	74.00	-11.77	peak
8	2377.320	46.59	-0.94	45.65	54.00	-8.35	AVG
9	2381.280	65.25	-0.91	64.34	74.00	-9.66	peak
10	2381.280	48.78	-0.91	47.87	54.00	-6.13	AVG
11	2383.370	67.66	-0.91	66.75	74.00	-7.25	peak

Note:1.Result (dBuV/m) = Correct Factor (dB/m) + Reading(dBuV).

2.Correction factor (dB/m) = Antenna Factor (dB/m) + Cable loss (dB) – Pre-Amplifier gain (dB).

3.When the peak results are less than average limit, so not need to evaluate the average.

Standard:	FCC Part 15.247	Test Distance:	3m
Frequency:	2412 MHz		
Mode:	Mode 6		
Ant.Polar.:	Horizontal		

No.	Frequency (MHz)	Reading (dBuV)	Correct Factor (dB/m)	Result (dBuV/m)	Limit (dBuV/m)	Margin (dB)	Remark
12	2383.370	49.62	-0.91	48.71	54.00	-5.29	AVG
13	2385.130	68.59	-0.90	67.69	74.00	-6.31	peak
14	2385.130	50.38	-0.90	49.48	54.00	-4.52	AVG
15	2387.440	68.95	-0.88	68.07	74.00	-5.93	peak
16	2387.440	52.20	-0.88	51.32	54.00	-2.68	AVG
17	2389.420	70.58	-0.88	69.70	74.00	-4.30	peak
18	2389.420	52.89	-0.88	52.01	54.00	-1.99	AVG
19	2390.000	68.11	-0.87	67.24	74.00	-6.76	peak
20	2390.000	53.17	-0.87	52.30	54.00	-1.70	AVG
21	2415.820	113.97	-0.74	113.23	--	--	peak

Note:1.Result (dBuV/m) = Correct Factor (dB/m) + Reading(dBuV).

2.Correction factor (dB/m) = Antenna Factor (dB/m) + Cable loss (dB) – Pre-Amplifier gain (dB).

3.When the peak results are less than average limit, so not need to evaluate the average.

Standard:	FCC Part 15.247	Test Distance:	3m
Frequency:	2412 MHz		
Mode:	Mode 6		
Ant.Polar.:	Vertical		

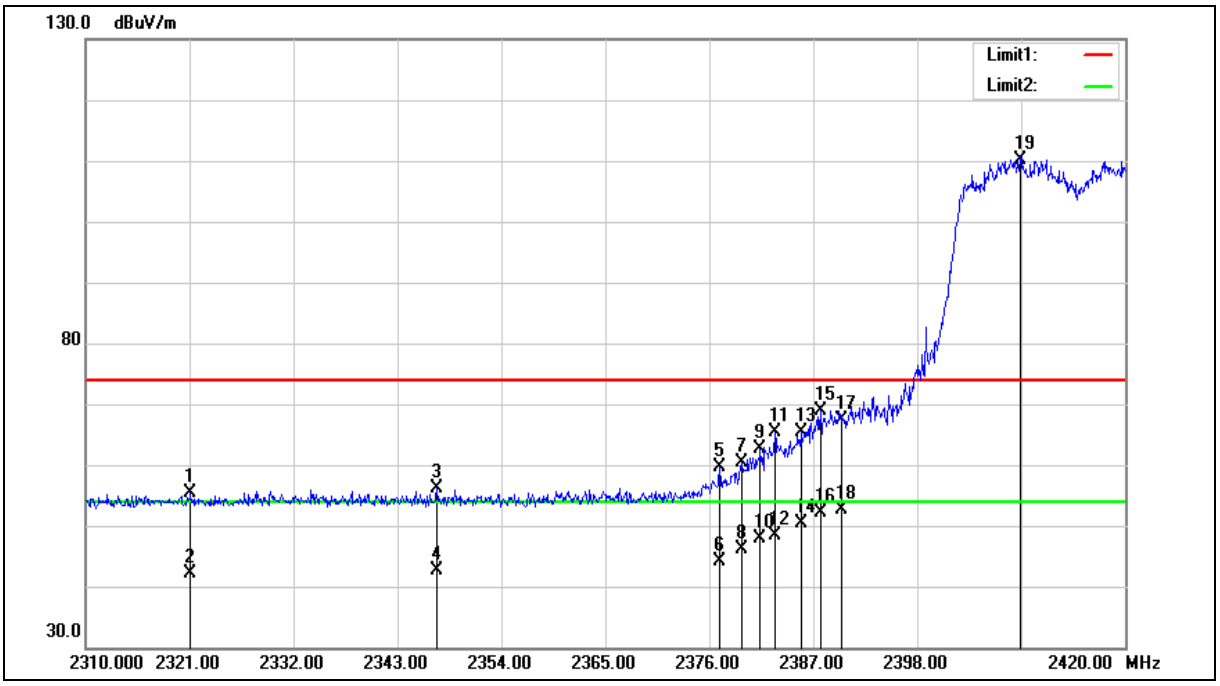

No.	Frequency (MHz)	Reading (dBuV)	Correct Factor (dB/m)	Result (dBuV/m)	Limit (dBuV/m)	Margin (dB)	Remark
1	2321.110	56.66	-1.22	55.44	74.00	-18.56	peak
2	2321.110	43.29	-1.22	42.07	54.00	-11.93	AVG
3	2347.180	57.16	-1.08	56.08	74.00	-17.92	peak
4	2347.180	43.62	-1.08	42.54	54.00	-11.46	AVG
5	2377.100	60.51	-0.94	59.57	74.00	-14.43	peak
6	2377.100	45.11	-0.94	44.17	54.00	-9.83	AVG
7	2379.410	61.31	-0.93	60.38	74.00	-13.62	peak
8	2379.410	47.14	-0.93	46.21	54.00	-7.79	AVG
9	2381.390	63.54	-0.91	62.63	74.00	-11.37	peak
10	2381.390	48.69	-0.91	47.78	54.00	-6.22	AVG
11	2382.930	66.39	-0.91	65.48	74.00	-8.52	peak

Note:1.Result (dBuV/m) = Correct Factor (dB/m) + Reading(dBuV).

2.Correction factor (dB/m) = Antenna Factor (dB/m) + Cable loss (dB) – Pre-Amplifier gain (dB).

3.When the peak results are less than average limit, so not need to evaluate the average.

Standard:	FCC Part 15.247	Test Distance:	3m
Frequency:	2412 MHz		
Mode:	Mode 6		
Ant.Polar.:	Vertical		

No.	Frequency (MHz)	Reading (dBuV)	Correct Factor (dB/m)	Result (dBuV/m)	Limit (dBuV/m)	Margin (dB)	Remark
12	2382.930	49.29	-0.91	48.38	54.00	-5.62	AVG
13	2385.680	66.26	-0.90	65.36	74.00	-8.64	peak
14	2385.680	51.26	-0.90	50.36	54.00	-3.64	AVG
15	2387.770	69.88	-0.88	69.00	74.00	-5.00	peak
16	2387.770	52.96	-0.88	52.08	54.00	-1.92	AVG
17	2390.000	68.26	-0.87	67.39	74.00	-6.61	peak
18	2390.000	53.44	-0.87	52.57	54.00	-1.43	AVG
19	2408.890	110.90	-0.78	110.12	--	--	peak

Note:1.Result (dBuV/m) = Correct Factor (dB/m) + Reading(dBuV).

2.Correction factor (dB/m) = Antenna Factor (dB/m) + Cable loss (dB) – Pre-Amplifier gain (dB).

3.When the peak results are less than average limit, so not need to evaluate the average.

Standard:	FCC Part 15.247	Test Distance:	3m
Frequency:	2437 MHz		
Mode:	Mode 6		
Ant.Polar.:	Horizontal		

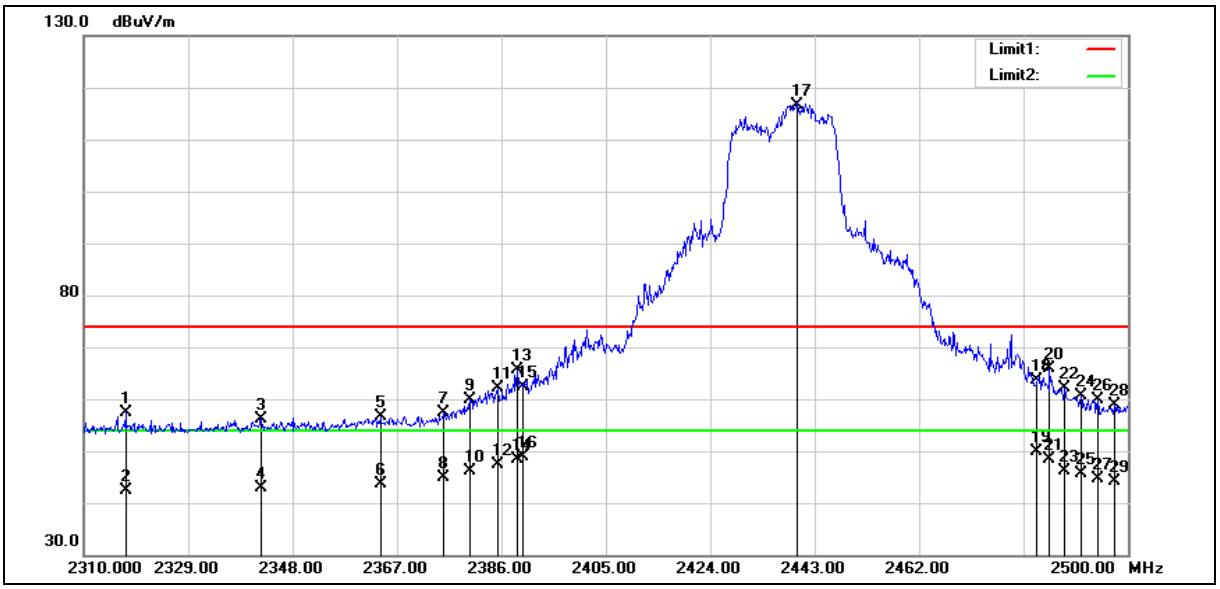

No.	Frequency (MHz)	Reading (dBuV)	Correct Factor (dB/m)	Result (dBuV/m)	Limit (dBuV/m)	Margin (dB)	Remark
1	2317.600	58.54	-1.23	57.31	74.00	-16.69	peak
2	2317.600	43.51	-1.23	42.28	54.00	-11.72	AVG
3	2342.300	57.36	-1.11	56.25	74.00	-17.75	peak
4	2342.300	43.98	-1.11	42.87	54.00	-11.13	AVG
5	2363.960	57.69	-1.00	56.69	74.00	-17.31	peak
6	2363.960	44.56	-1.00	43.56	54.00	-10.44	AVG
7	2375.550	58.40	-0.94	57.46	74.00	-16.54	peak
8	2375.550	45.75	-0.94	44.81	54.00	-9.19	AVG
9	2380.300	60.90	-0.93	59.97	74.00	-14.03	peak
10	2380.300	46.94	-0.93	46.01	54.00	-7.99	AVG
11	2385.430	63.08	-0.90	62.18	74.00	-11.82	peak

Note:1.Result (dBuV/m) = Correct Factor (dB/m) + Reading(dBuV).

2.Correction factor (dB/m) = Antenna Factor (dB/m) + Cable loss (dB) – Pre-Amplifier gain (dB).

3.When the peak results are less than average limit, so not need to evaluate the average.

Standard:	FCC Part 15.247	Test Distance:	3m
Frequency:	2437 MHz		
Mode:	Mode 6		
Ant.Polar.:	Horizontal		

No.	Frequency (MHz)	Reading (dBuV)	Correct Factor (dB/m)	Result (dBuV/m)	Limit (dBuV/m)	Margin (dB)	Remark
12	2385.430	48.29	-0.90	47.39	54.00	-6.61	AVG
13	2388.850	66.42	-0.88	65.54	74.00	-8.46	peak
14	2388.850	49.18	-0.88	48.30	54.00	-5.70	AVG
15	2390.000	63.20	-0.87	62.33	74.00	-11.67	peak
16	2390.000	49.79	-0.87	48.92	54.00	-5.08	AVG
17	2439.770	117.14	-0.61	116.53	--	--	peak
18	2483.500	64.09	-0.40	63.69	74.00	-10.31	peak
19	2483.500	50.27	-0.40	49.87	54.00	-4.13	AVG
20	2485.750	66.34	-0.38	65.96	74.00	-8.04	peak
21	2485.750	48.74	-0.38	48.36	54.00	-5.64	AVG
22	2488.410	62.42	-0.37	62.05	74.00	-11.95	peak
23	2488.410	46.49	-0.37	46.12	54.00	-7.88	AVG
24	2491.450	60.98	-0.35	60.63	74.00	-13.37	peak
25	2491.450	45.89	-0.35	45.54	54.00	-8.46	AVG
26	2494.490	60.10	-0.34	59.76	74.00	-14.24	peak
27	2494.490	44.85	-0.34	44.51	54.00	-9.49	AVG
28	2497.530	59.16	-0.32	58.84	74.00	-15.16	peak
29	2497.530	44.34	-0.32	44.02	54.00	-9.98	AVG

Note:1.Result (dBuV/m) = Correct Factor (dB/m) + Reading(dBuV).

2.Correction factor (dB/m) = Antenna Factor (dB/m) + Cable loss (dB) – Pre-Amplifier gain (dB).

3.When the peak results are less than average limit, so not need to evaluate the average.

Standard:	FCC Part 15.247	Test Distance:	3m
Frequency:	2437 MHz		
Mode:	Mode 6		
Ant.Polar.:	Vertical		

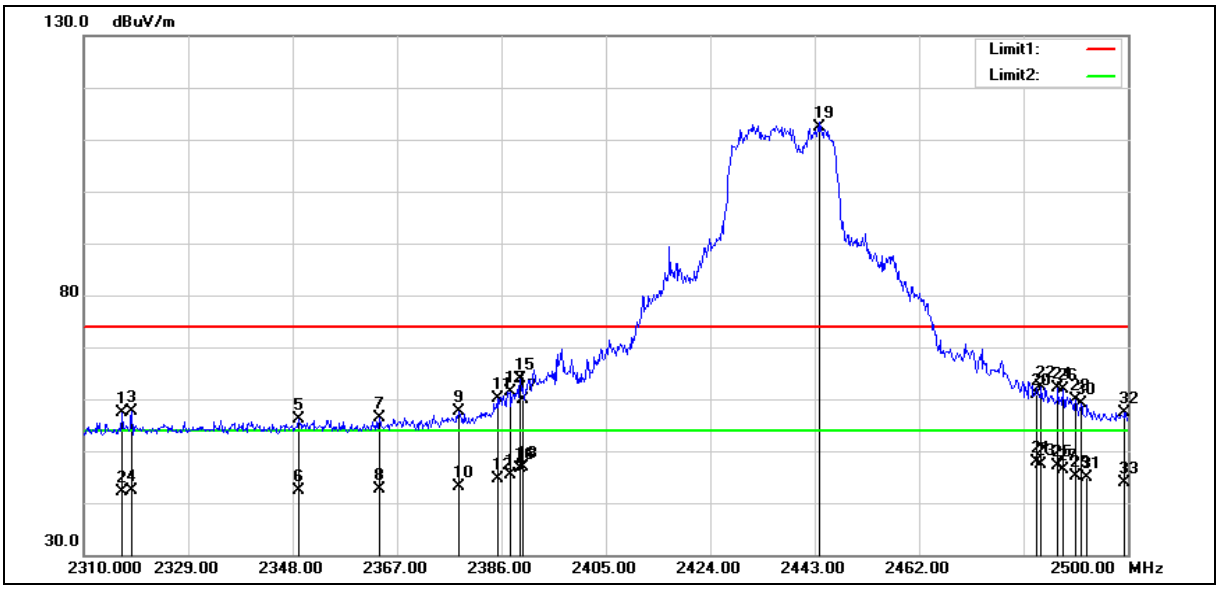

No.	Frequency (MHz)	Reading (dBuV)	Correct Factor (dB/m)	Result (dBuV/m)	Limit (dBuV/m)	Margin (dB)	Remark
1	2317.030	58.65	-1.23	57.42	74.00	-16.58	peak
2	2317.030	43.41	-1.23	42.18	54.00	-11.82	AVG
3	2318.740	58.80	-1.23	57.57	74.00	-16.43	peak
4	2318.740	43.49	-1.23	42.26	54.00	-11.74	AVG
5	2349.140	57.17	-1.07	56.10	74.00	-17.90	peak
6	2349.140	43.54	-1.07	42.47	54.00	-11.53	AVG
7	2363.770	57.40	-1.00	56.40	74.00	-17.60	peak
8	2363.770	43.65	-1.00	42.65	54.00	-11.35	AVG
9	2378.210	58.62	-0.93	57.69	74.00	-16.31	peak
10	2378.210	44.13	-0.93	43.20	54.00	-10.80	AVG
11	2385.240	60.95	-0.90	60.05	74.00	-13.95	peak

Note:1.Result (dBuV/m) = Correct Factor (dB/m) + Reading(dBuV).

2.Correction factor (dB/m) = Antenna Factor (dB/m) + Cable loss (dB) – Pre-Amplifier gain (dB).

3.When the peak results are less than average limit, so not need to evaluate the average.

Standard:	FCC Part 15.247	Test Distance:	3m
Frequency:	2437 MHz		
Mode:	Mode 6		
Ant.Polar.:	Vertical		

No.	Frequency (MHz)	Reading (dBuV)	Correct Factor (dB/m)	Result (dBuV/m)	Limit (dBuV/m)	Margin (dB)	Remark
12	2385.240	45.62	-0.90	44.72	54.00	-9.28	AVG
13	2387.520	62.19	-0.88	61.31	74.00	-12.69	peak
14	2387.520	46.36	-0.88	45.48	54.00	-8.52	AVG
15	2389.420	64.71	-0.88	63.83	74.00	-10.17	peak
16	2389.420	47.40	-0.88	46.52	54.00	-7.48	AVG
17	2390.000	60.65	-0.87	59.78	74.00	-14.22	peak
18	2390.000	47.83	-0.87	46.96	54.00	-7.04	AVG
19	2443.950	112.87	-0.60	112.27	--	--	peak
20	2483.500	61.28	-0.40	60.88	74.00	-13.12	peak
21	2483.500	48.32	-0.40	47.92	54.00	-6.08	AVG
22	2484.230	62.68	-0.39	62.29	74.00	-11.71	peak
23	2484.230	47.89	-0.39	47.50	54.00	-6.50	AVG
24	2487.270	62.47	-0.37	62.10	74.00	-11.90	peak
25	2487.270	47.58	-0.37	47.21	54.00	-6.79	AVG
26	2488.220	62.30	-0.37	61.93	74.00	-12.07	peak
27	2488.220	46.85	-0.37	46.48	54.00	-7.52	AVG
28	2490.500	60.14	-0.36	59.78	74.00	-14.22	peak
29	2490.500	45.49	-0.36	45.13	54.00	-8.87	AVG
30	2491.450	59.59	-0.35	59.24	74.00	-14.76	peak
31	2492.590	45.27	-0.35	44.92	54.00	-9.08	AVG
32	2499.430	57.75	-0.31	57.44	74.00	-16.56	peak
33	2499.430	44.12	-0.31	43.81	54.00	-10.19	AVG

Note:1.Result (dBuV/m) = Correct Factor (dB/m) + Reading(dBuV).

2.Correction factor (dB/m) = Antenna Factor (dB/m) + Cable loss (dB) – Pre-Amplifier gain (dB).

3.When the peak results are less than average limit, so not need to evaluate the average.

Standard:	FCC Part 15.247	Test Distance:	3m
Frequency:	2462 MHz		
Mode:	Mode 6		
Ant.Polar.:	Horizontal		

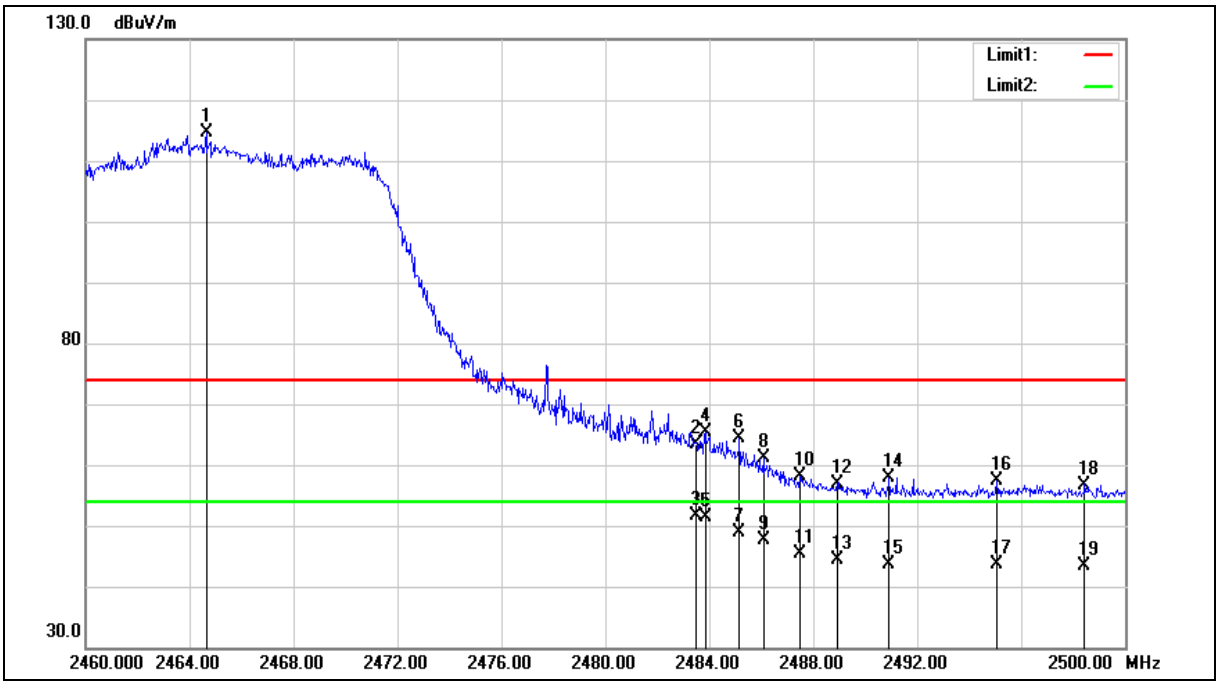

No.	Frequency (MHz)	Reading (dBuV)	Correct Factor (dB/m)	Result (dBuV/m)	Limit (dBuV/m)	Margin (dB)	Remark
1	2464.640	115.08	-0.49	114.59	--	--	peak
2	2483.500	63.73	-0.40	63.33	74.00	-10.67	peak
3	2483.500	52.10	-0.40	51.70	54.00	-2.30	AVG
4	2483.840	65.67	-0.39	65.28	74.00	-8.72	peak
5	2483.840	51.67	-0.39	51.28	54.00	-2.72	AVG
6	2485.160	64.83	-0.39	64.44	74.00	-9.56	peak
7	2485.160	49.35	-0.39	48.96	54.00	-5.04	AVG
8	2486.080	61.49	-0.38	61.11	74.00	-12.89	peak
9	2486.080	47.92	-0.38	47.54	54.00	-6.46	AVG
10	2487.480	58.39	-0.37	58.02	74.00	-15.98	peak
11	2487.480	45.68	-0.37	45.31	54.00	-8.69	AVG

Note:1.Result (dBuV/m) = Correct Factor (dB/m) + Reading(dBuV).

2.Correction factor (dB/m) = Antenna Factor (dB/m) + Cable loss (dB) – Pre-Amplifier gain (dB).

3.When the peak results are less than average limit, so not need to evaluate the average.

Standard:	FCC Part 15.247	Test Distance:	3m
Frequency:	2462 MHz		
Mode:	Mode 6		
Ant.Polar.:	Horizontal		

No.	Frequency (MHz)	Reading (dBuV)	Correct Factor (dB/m)	Result (dBuV/m)	Limit (dBuV/m)	Margin (dB)	Remark
12	2488.920	57.35	-0.37	56.98	74.00	-17.02	peak
13	2488.920	44.65	-0.37	44.28	54.00	-9.72	AVG
14	2490.920	58.24	-0.36	57.88	74.00	-16.12	peak
15	2490.920	44.04	-0.36	43.68	54.00	-10.32	AVG
16	2495.040	57.81	-0.34	57.47	74.00	-16.53	peak
17	2495.040	43.93	-0.34	43.59	54.00	-10.41	AVG
18	2498.440	57.07	-0.32	56.75	74.00	-17.25	peak
19	2498.440	43.69	-0.32	43.37	54.00	-10.63	AVG

Note:1.Result (dBuV/m) = Correct Factor (dB/m) + Reading(dBuV).

2.Correction factor (dB/m) = Antenna Factor (dB/m) + Cable loss (dB) – Pre-Amplifier gain (dB).

3.When the peak results are less than average limit, so not need to evaluate the average.

Standard:	FCC Part 15.247	Test Distance:	3m
Frequency:	2462 MHz		
Mode:	Mode 6		
Ant.Polar.:	Vertical		

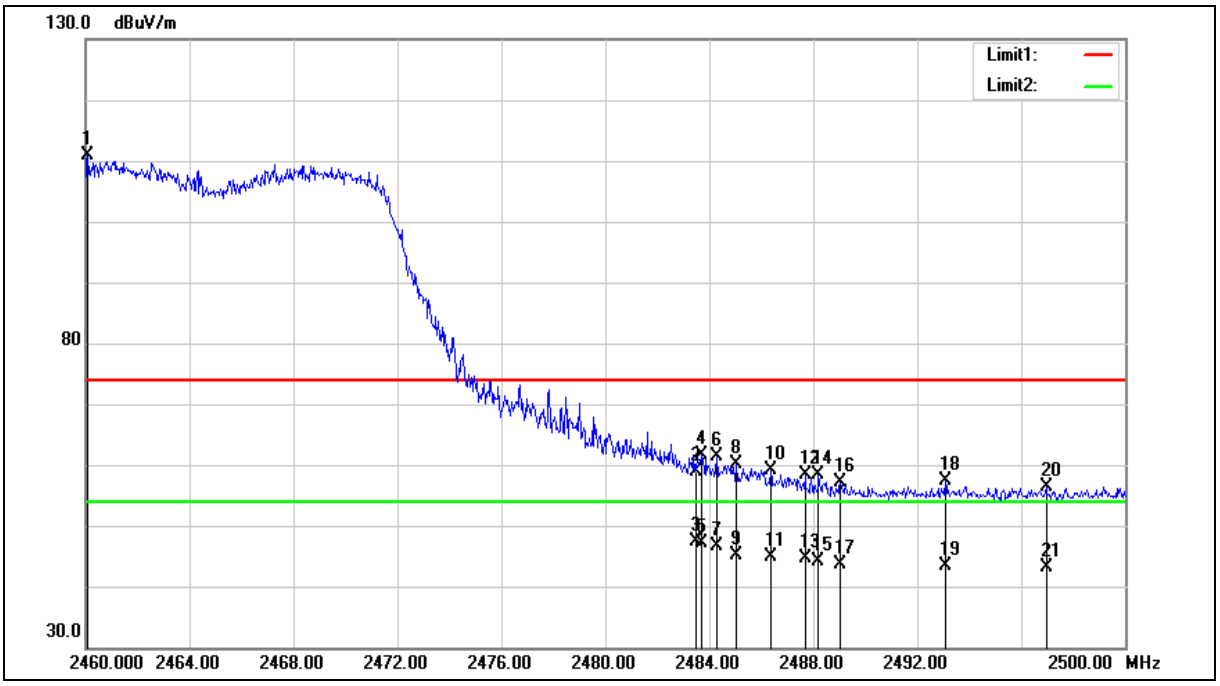

No.	Frequency (MHz)	Reading (dBuV)	Correct Factor (dB/m)	Result (dBuV/m)	Limit (dBuV/m)	Margin (dB)	Remark
1	2460.080	111.38	-0.52	110.86	--	--	peak
2	2483.500	59.23	-0.40	58.83	74.00	-15.17	peak
3	2483.500	47.89	-0.40	47.49	54.00	-6.51	AVG
4	2483.720	61.97	-0.40	61.57	74.00	-12.43	peak
5	2483.720	47.42	-0.40	47.02	54.00	-6.98	AVG
6	2484.280	61.69	-0.39	61.30	74.00	-12.70	peak
7	2484.280	47.08	-0.39	46.69	54.00	-7.31	AVG
8	2485.040	60.54	-0.39	60.15	74.00	-13.85	peak
9	2485.040	45.43	-0.39	45.04	54.00	-8.96	AVG
10	2486.360	59.42	-0.38	59.04	74.00	-14.96	peak
11	2486.360	45.25	-0.38	44.87	54.00	-9.13	AVG

Note:1.Result (dBuV/m) = Correct Factor (dB/m) + Reading(dBuV).

2.Correction factor (dB/m) = Antenna Factor (dB/m) + Cable loss (dB) – Pre-Amplifier gain (dB).

3.When the peak results are less than average limit, so not need to evaluate the average.

Standard:	FCC Part 15.247	Test Distance:	3m
Frequency:	2462 MHz		
Mode:	Mode 6		
Ant.Polar.:	Vertical		

No.	Frequency (MHz)	Reading (dBuV)	Correct Factor (dB/m)	Result (dBuV/m)	Limit (dBuV/m)	Margin (dB)	Remark
12	2487.680	58.81	-0.37	58.44	74.00	-15.56	peak
13	2487.680	44.94	-0.37	44.57	54.00	-9.43	AVG
14	2488.200	58.80	-0.37	58.43	74.00	-15.57	peak
15	2488.200	44.40	-0.37	44.03	54.00	-9.97	AVG
16	2489.040	57.45	-0.37	57.08	74.00	-16.92	peak
17	2489.040	44.05	-0.37	43.68	54.00	-10.32	AVG
18	2493.080	57.66	-0.34	57.32	74.00	-16.68	peak
19	2493.080	43.62	-0.34	43.28	54.00	-10.72	AVG
20	2496.960	56.68	-0.33	56.35	74.00	-17.65	peak
21	2496.960	43.53	-0.33	43.20	54.00	-10.80	AVG

Note:1.Result (dBuV/m) = Correct Factor (dB/m) + Reading(dBuV).

2.Correction factor (dB/m) = Antenna Factor (dB/m) + Cable loss (dB) – Pre-Amplifier gain (dB).

3.When the peak results are less than average limit, so not need to evaluate the average.

Standard:	FCC Part 15.247	Test Distance:	3m
Frequency:	2422 MHz		
Mode:	Mode 7		
Ant.Polar.:	Horizontal		

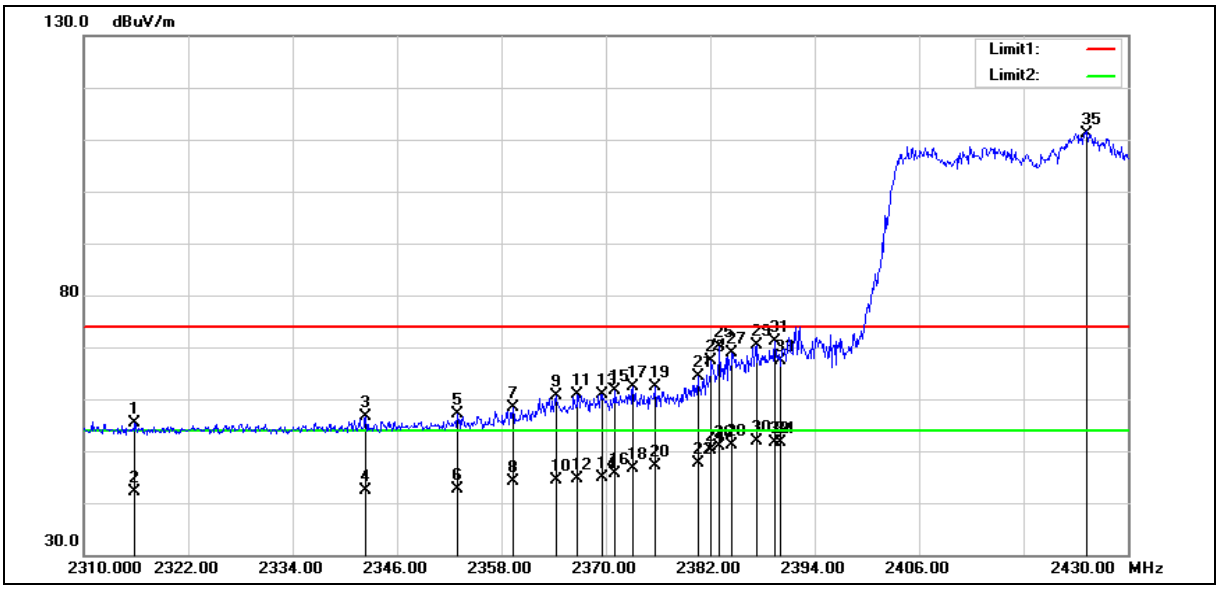

No.	Frequency (MHz)	Reading (dBuV)	Correct Factor (dB/m)	Result (dBuV/m)	Limit (dBuV/m)	Margin (dB)	Remark
1	2315.880	56.61	-1.25	55.36	74.00	-18.64	peak
2	2315.880	43.37	-1.25	42.12	54.00	-11.88	AVG
3	2342.400	57.68	-1.11	56.57	74.00	-17.43	peak
4	2342.400	43.59	-1.11	42.48	54.00	-11.52	AVG
5	2352.960	58.09	-1.05	57.04	74.00	-16.96	peak
6	2352.960	43.74	-1.05	42.69	54.00	-11.31	AVG
7	2359.320	59.53	-1.03	58.50	74.00	-15.50	peak
8	2359.320	45.10	-1.03	44.07	54.00	-9.93	AVG
9	2364.240	61.58	-1.00	60.58	74.00	-13.42	peak
10	2364.240	45.42	-1.00	44.42	54.00	-9.58	AVG
11	2366.760	61.87	-0.99	60.88	74.00	-13.12	peak

Note:1.Result (dBuV/m) = Correct Factor (dB/m) + Reading(dBuV).

2.Correction factor (dB/m) = Antenna Factor (dB/m) + Cable loss (dB) – Pre-Amplifier gain (dB).

3.When the peak results are less than average limit, so not need to evaluate the average.

Standard:	FCC Part 15.247	Test Distance:	3m
Frequency:	2422 MHz		
Mode:	Mode 7		
Ant.Polar.:	Horizontal		

No.	Frequency (MHz)	Reading (dBuV)	Correct Factor (dB/m)	Result (dBuV/m)	Limit (dBuV/m)	Margin (dB)	Remark
12	2366.760	45.69	-0.99	44.70	54.00	-9.30	AVG
13	2369.520	61.95	-0.97	60.98	74.00	-13.02	peak
14	2369.520	45.92	-0.97	44.95	54.00	-9.05	AVG
15	2371.080	62.52	-0.97	61.55	74.00	-12.45	peak
16	2371.080	46.69	-0.97	45.72	54.00	-8.28	AVG
17	2373.120	63.41	-0.96	62.45	74.00	-11.55	peak
18	2373.120	47.55	-0.96	46.59	54.00	-7.41	AVG
19	2375.640	63.36	-0.94	62.42	74.00	-11.58	peak
20	2375.640	47.97	-0.94	47.03	54.00	-6.97	AVG
21	2380.560	65.35	-0.93	64.42	74.00	-9.58	peak
22	2380.560	48.61	-0.93	47.68	54.00	-6.32	AVG
23	2382.120	68.34	-0.91	67.43	74.00	-6.57	peak
24	2382.120	50.99	-0.91	50.08	54.00	-3.92	AVG
25	2383.080	71.13	-0.91	70.22	74.00	-3.78	peak
26	2383.080	51.87	-0.91	50.96	54.00	-3.04	AVG
27	2384.520	69.75	-0.90	68.85	74.00	-5.15	peak
28	2384.520	52.02	-0.90	51.12	54.00	-2.88	AVG
29	2387.280	71.17	-0.88	70.29	74.00	-3.71	peak
30	2387.280	52.74	-0.88	51.86	54.00	-2.14	AVG
31	2389.440	72.07	-0.88	71.19	74.00	-2.81	peak
32	2389.440	52.55	-0.88	51.67	54.00	-2.33	AVG
33	2390.000	68.15	-0.87	67.28	74.00	-6.72	peak
34	2390.000	52.40	-0.87	51.53	54.00	-2.47	AVG
35	2425.320	111.77	-0.69	111.08	--	--	peak

Note:1.Result (dBuV/m) = Correct Factor (dB/m) + Reading(dBuV).

2.Correction factor (dB/m) = Antenna Factor (dB/m) + Cable loss (dB) – Pre-Amplifier gain (dB).

3.When the peak results are less than average limit, so not need to evaluate the average.

Standard:	FCC Part 15.247	Test Distance:	3m
Frequency:	2422 MHz		
Mode:	Mode 7		
Ant.Polar.:	Vertical		

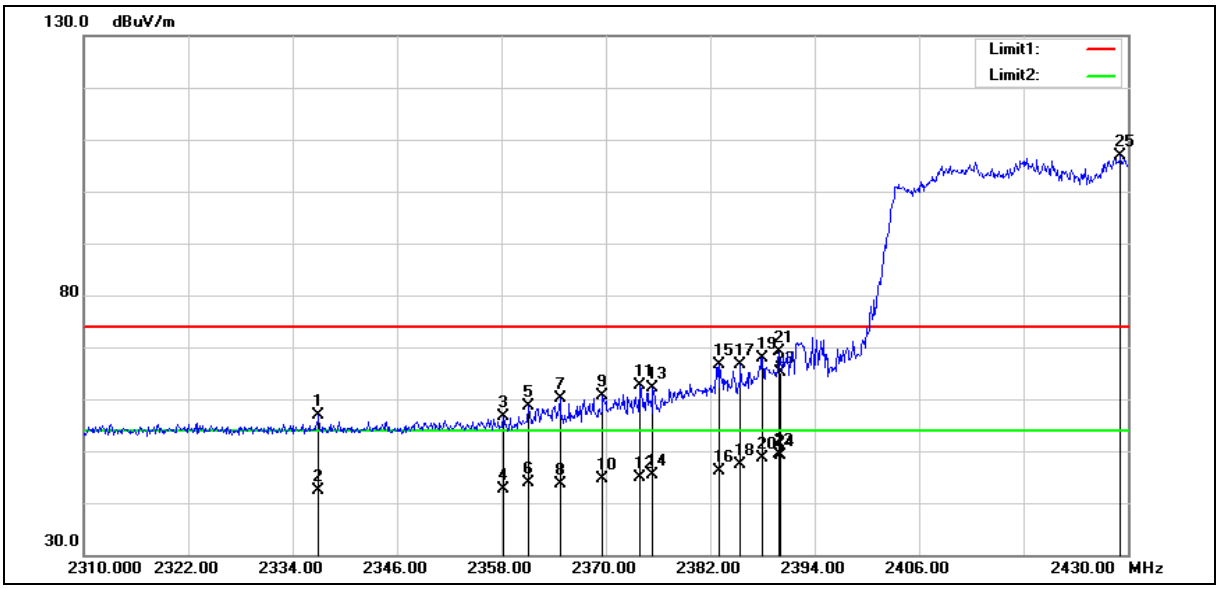

No.	Frequency (MHz)	Reading (dBuV)	Correct Factor (dB/m)	Result (dBuV/m)	Limit (dBuV/m)	Margin (dB)	Remark
1	2337.000	58.03	-1.13	56.90	74.00	-17.10	peak
2	2337.000	43.49	-1.13	42.36	54.00	-11.64	AVG
3	2358.240	57.56	-1.03	56.53	74.00	-17.47	peak
4	2358.240	43.55	-1.03	42.52	54.00	-11.48	AVG
5	2361.120	59.55	-1.02	58.53	74.00	-15.47	peak
6	2361.120	44.88	-1.02	43.86	54.00	-10.14	AVG
7	2364.720	61.09	-1.00	60.09	74.00	-13.91	peak
8	2364.720	44.62	-1.00	43.62	54.00	-10.38	AVG
9	2369.640	61.63	-0.97	60.66	74.00	-13.34	peak
10	2369.640	45.64	-0.97	44.67	54.00	-9.33	AVG
11	2373.960	63.51	-0.96	62.55	74.00	-11.45	peak

Note:1.Result (dBuV/m) = Correct Factor (dB/m) + Reading(dBuV).

2.Correction factor (dB/m) = Antenna Factor (dB/m) + Cable loss (dB) – Pre-Amplifier gain (dB).

3.When the peak results are less than average limit, so not need to evaluate the average.

Standard:	FCC Part 15.247	Test Distance:	3m
Frequency:	2422 MHz		
Mode:	Mode 7		
Ant.Polar.:	Vertical		

No.	Frequency (MHz)	Reading (dBuV)	Correct Factor (dB/m)	Result (dBuV/m)	Limit (dBuV/m)	Margin (dB)	Remark
12	2373.960	45.89	-0.96	44.93	54.00	-9.07	AVG
13	2375.400	62.99	-0.94	62.05	74.00	-11.95	peak
14	2375.400	46.32	-0.94	45.38	54.00	-8.62	AVG
15	2383.080	67.48	-0.91	66.57	74.00	-7.43	peak
16	2383.080	47.06	-0.91	46.15	54.00	-7.85	AVG
17	2385.480	67.46	-0.90	66.56	74.00	-7.44	peak
18	2385.480	48.27	-0.90	47.37	54.00	-6.63	AVG
19	2388.000	68.83	-0.88	67.95	74.00	-6.05	peak
20	2388.000	49.57	-0.88	48.69	54.00	-5.31	AVG
21	2389.920	70.12	-0.87	69.25	74.00	-4.75	peak
22	2389.920	50.26	-0.87	49.39	54.00	-4.61	AVG
23	2390.000	66.03	-0.87	65.16	74.00	-8.84	peak
24	2390.000	50.05	-0.87	49.18	54.00	-4.82	AVG
25	2429.160	107.47	-0.67	106.80	--	--	peak

Note:1.Result (dBuV/m) = Correct Factor (dB/m) + Reading(dBuV).

2.Correction factor (dB/m) = Antenna Factor (dB/m) + Cable loss (dB) – Pre-Amplifier gain (dB).

3.When the peak results are less than average limit, so not need to evaluate the average.

Standard:	FCC Part 15.247	Test Distance:	3m
Frequency:	2437 MHz		
Mode:	Mode 7		
Ant.Polar.:	Horizontal		

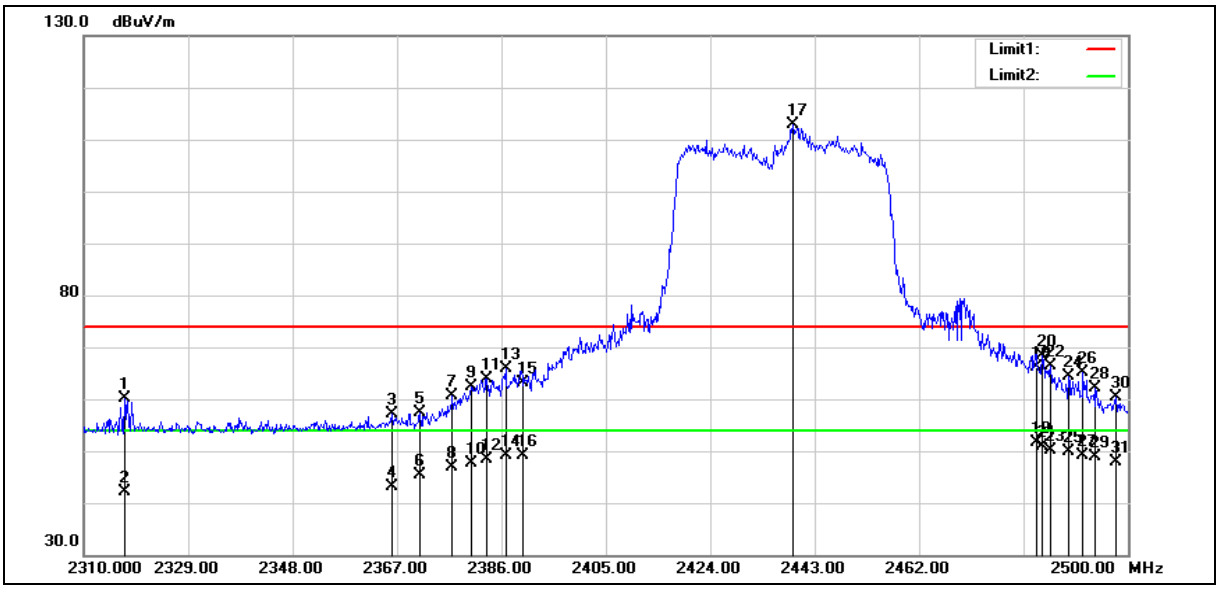

No.	Frequency (MHz)	Reading (dBuV)	Correct Factor (dB/m)	Result (dBuV/m)	Limit (dBuV/m)	Margin (dB)	Remark
1	2317.410	61.33	-1.23	60.10	74.00	-13.90	peak
2	2317.410	43.33	-1.23	42.10	54.00	-11.90	AVG
3	2366.050	58.17	-1.00	57.17	74.00	-16.83	peak
4	2366.050	44.12	-1.00	43.12	54.00	-10.88	AVG
5	2371.180	58.27	-0.97	57.30	74.00	-16.70	peak
6	2371.180	46.26	-0.97	45.29	54.00	-8.71	AVG
7	2377.070	61.46	-0.94	60.52	74.00	-13.48	peak
8	2377.070	47.70	-0.94	46.76	54.00	-7.24	AVG
9	2380.490	63.25	-0.93	62.32	74.00	-11.68	peak
10	2380.490	48.61	-0.93	47.68	54.00	-6.32	AVG
11	2383.340	64.81	-0.91	63.90	74.00	-10.10	peak

Note:1.Result (dBuV/m) = Correct Factor (dB/m) + Reading(dBuV).

2.Correction factor (dB/m) = Antenna Factor (dB/m) + Cable loss (dB) – Pre-Amplifier gain (dB).

3.When the peak results are less than average limit, so not need to evaluate the average.

Standard:	FCC Part 15.247	Test Distance:	3m
Frequency:	2437 MHz		
Mode:	Mode 7		
Ant.Polar.:	Horizontal		

No.	Frequency (MHz)	Reading (dBuV)	Correct Factor (dB/m)	Result (dBuV/m)	Limit (dBuV/m)	Margin (dB)	Remark
12	2383.340	49.19	-0.91	48.28	54.00	-5.72	AVG
13	2386.760	66.86	-0.89	65.97	74.00	-8.03	peak
14	2386.760	49.96	-0.89	49.07	54.00	-4.93	AVG
15	2390.000	63.88	-0.87	63.01	74.00	-10.99	peak
16	2390.000	50.11	-0.87	49.24	54.00	-4.76	AVG
17	2439.010	113.60	-0.62	112.98	--	--	peak
18	2483.500	66.47	-0.40	66.07	74.00	-7.93	peak
19	2483.500	52.08	-0.40	51.68	54.00	-2.32	AVG
20	2484.420	68.72	-0.39	68.33	74.00	-5.67	peak
21	2484.420	51.26	-0.39	50.87	54.00	-3.13	AVG
22	2485.940	66.79	-0.38	66.41	74.00	-7.59	peak
23	2485.940	50.62	-0.38	50.24	54.00	-3.76	AVG
24	2489.170	64.86	-0.37	64.49	74.00	-9.51	peak
25	2489.170	50.20	-0.37	49.83	54.00	-4.17	AVG
26	2491.830	65.49	-0.35	65.14	74.00	-8.86	peak
27	2491.830	49.60	-0.35	49.25	54.00	-4.75	AVG
28	2494.110	62.39	-0.34	62.05	74.00	-11.95	peak
29	2494.110	49.21	-0.34	48.87	54.00	-5.13	AVG
30	2497.910	60.61	-0.32	60.29	74.00	-13.71	peak
31	2497.910	48.28	-0.32	47.96	54.00	-6.04	AVG

Note:1.Result (dBuV/m) = Correct Factor (dB/m) + Reading(dBuV).

2.Correction factor (dB/m) = Antenna Factor (dB/m) + Cable loss (dB) – Pre-Amplifier gain (dB).

3.When the peak results are less than average limit, so not need to evaluate the average.

Standard:	FCC Part 15.247	Test Distance:	3m
Frequency:	2437 MHz		
Mode:	Mode 7		
Ant.Polar.:	Vertical		

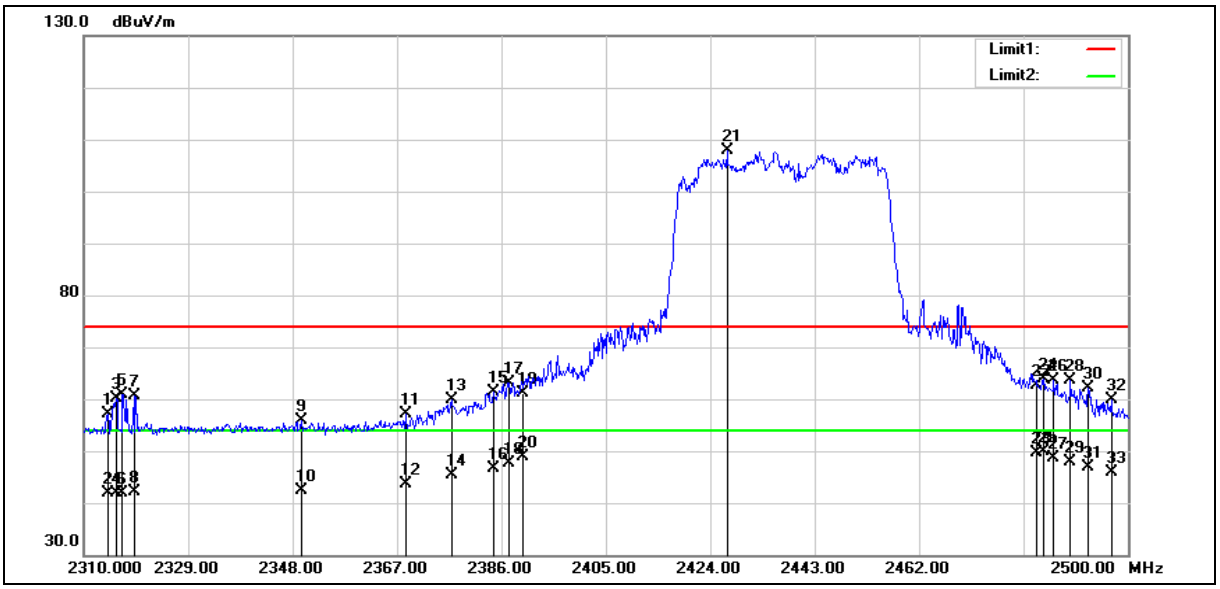

No.	Frequency (MHz)	Reading (dBuV)	Correct Factor (dB/m)	Result (dBuV/m)	Limit (dBuV/m)	Margin (dB)	Remark
1	2314.370	58.33	-1.25	57.08	74.00	-16.92	peak
2	2314.370	43.07	-1.25	41.82	54.00	-12.18	AVG
3	2315.890	61.39	-1.25	60.14	74.00	-13.86	peak
4	2315.890	43.14	-1.25	41.89	54.00	-12.11	AVG
5	2317.030	62.22	-1.23	60.99	74.00	-13.01	peak
6	2317.030	43.18	-1.23	41.95	54.00	-12.05	AVG
7	2319.120	61.86	-1.22	60.64	74.00	-13.36	peak
8	2319.120	43.23	-1.22	42.01	54.00	-11.99	AVG
9	2349.710	56.94	-1.07	55.87	74.00	-18.13	peak
10	2349.710	43.34	-1.07	42.27	54.00	-11.73	AVG
11	2368.520	58.17	-0.99	57.18	74.00	-16.82	peak

Note:1.Result (dBuV/m) = Correct Factor (dB/m) + Reading(dBuV).

2.Correction factor (dB/m) = Antenna Factor (dB/m) + Cable loss (dB) – Pre-Amplifier gain (dB).

3.When the peak results are less than average limit, so not need to evaluate the average.

Standard:	FCC Part 15.247	Test Distance:	3m
Frequency:	2437 MHz		
Mode:	Mode 7		
Ant.Polar.:	Vertical		

No.	Frequency (MHz)	Reading (dBuV)	Correct Factor (dB/m)	Result (dBuV/m)	Limit (dBuV/m)	Margin (dB)	Remark
12	2368.520	44.57	-0.99	43.58	54.00	-10.42	AVG
13	2376.880	60.78	-0.94	59.84	74.00	-14.16	peak
14	2376.880	46.20	-0.94	45.26	54.00	-8.74	AVG
15	2384.480	62.24	-0.90	61.34	74.00	-12.66	peak
16	2384.480	47.61	-0.90	46.71	54.00	-7.29	AVG
17	2387.330	64.02	-0.88	63.14	74.00	-10.86	peak
18	2387.330	48.57	-0.88	47.69	54.00	-6.31	AVG
19	2390.000	62.00	-0.87	61.13	74.00	-12.87	peak
20	2390.000	49.80	-0.87	48.93	54.00	-5.07	AVG
21	2427.040	108.56	-0.69	107.87	--	--	peak
22	2483.500	63.03	-0.40	62.63	74.00	-11.37	peak
23	2483.500	50.12	-0.40	49.72	54.00	-4.28	AVG
24	2484.610	64.19	-0.39	63.80	74.00	-10.20	peak
25	2484.610	50.19	-0.39	49.80	54.00	-4.20	AVG
26	2486.510	64.06	-0.38	63.68	74.00	-10.32	peak
27	2486.510	48.95	-0.38	48.57	54.00	-5.43	AVG
28	2489.550	63.99	-0.37	63.62	74.00	-10.38	peak
29	2489.550	48.22	-0.37	47.85	54.00	-6.15	AVG
30	2492.780	62.43	-0.34	62.09	74.00	-11.91	peak
31	2492.780	47.17	-0.34	46.83	54.00	-7.17	AVG
32	2496.960	60.20	-0.33	59.87	74.00	-14.13	peak
33	2496.960	46.12	-0.33	45.79	54.00	-8.21	AVG

Note:1.Result (dBuV/m) = Correct Factor (dB/m) + Reading(dBuV).

2.Correction factor (dB/m) = Antenna Factor (dB/m) + Cable loss (dB) – Pre-Amplifier gain (dB).

3.When the peak results are less than average limit, so not need to evaluate the average.

Standard:	FCC Part 15.247	Test Distance:	3m
Frequency:	2452 MHz		
Mode:	Mode 7		
Ant.Polar.:	Horizontal		

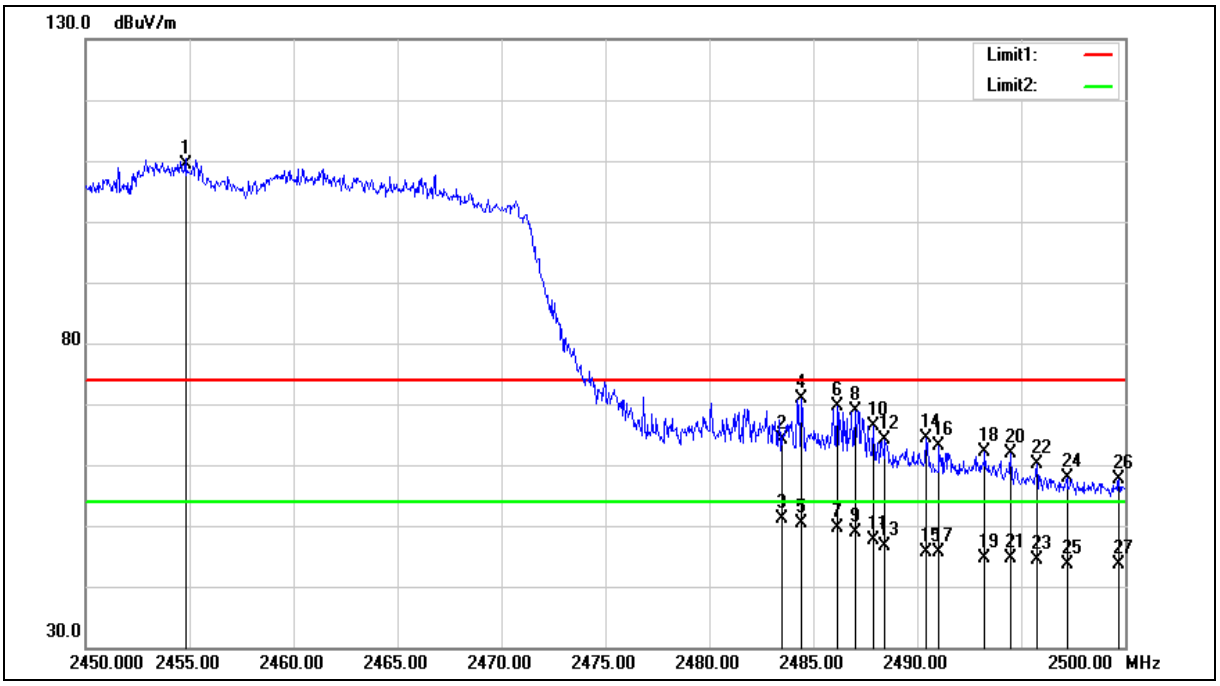

No.	Frequency (MHz)	Reading (dBuV)	Correct Factor (dB/m)	Result (dBuV/m)	Limit (dBuV/m)	Margin (dB)	Remark
1	2454.800	109.86	-0.54	109.32	--	--	peak
2	2483.500	64.41	-0.40	64.01	74.00	-9.99	peak
3	2483.500	51.55	-0.40	51.15	54.00	-2.85	AVG
4	2484.400	71.17	-0.39	70.78	74.00	-3.22	peak
5	2484.400	50.78	-0.39	50.39	54.00	-3.61	AVG
6	2486.150	69.90	-0.38	69.52	74.00	-4.48	peak
7	2486.150	49.89	-0.38	49.51	54.00	-4.49	AVG
8	2487.000	69.22	-0.37	68.85	74.00	-5.15	peak
9	2487.000	49.34	-0.37	48.97	54.00	-5.03	AVG
10	2487.900	66.70	-0.37	66.33	74.00	-7.67	peak
11	2487.900	47.91	-0.37	47.54	54.00	-6.46	AVG

Note:1.Result (dBuV/m) = Correct Factor (dB/m) + Reading(dBuV).

2.Correction factor (dB/m) = Antenna Factor (dB/m) + Cable loss (dB) – Pre-Amplifier gain (dB).

3.When the peak results are less than average limit, so not need to evaluate the average.

Standard:	FCC Part 15.247	Test Distance:	3m
Frequency:	2452 MHz		
Mode:	Mode 7		
Ant.Polar.:	Horizontal		

No.	Frequency (MHz)	Reading (dBuV)	Correct Factor (dB/m)	Result (dBuV/m)	Limit (dBuV/m)	Margin (dB)	Remark
12	2488.450	64.47	-0.37	64.10	74.00	-9.90	peak
13	2488.450	46.94	-0.37	46.57	54.00	-7.43	AVG
14	2490.400	64.79	-0.36	64.43	74.00	-9.57	peak
15	2490.400	46.01	-0.36	45.65	54.00	-8.35	AVG
16	2491.050	63.45	-0.36	63.09	74.00	-10.91	peak
17	2491.050	46.03	-0.36	45.67	54.00	-8.33	AVG
18	2493.250	62.42	-0.34	62.08	74.00	-11.92	peak
19	2493.250	44.93	-0.34	44.59	54.00	-9.41	AVG
20	2494.500	62.32	-0.34	61.98	74.00	-12.02	peak
21	2494.500	45.02	-0.34	44.68	54.00	-9.32	AVG
22	2495.750	60.36	-0.33	60.03	74.00	-13.97	peak
23	2495.750	44.66	-0.33	44.33	54.00	-9.67	AVG
24	2497.200	58.16	-0.32	57.84	74.00	-16.16	peak
25	2497.200	43.99	-0.32	43.67	54.00	-10.33	AVG
26	2499.700	58.05	-0.31	57.74	74.00	-16.26	peak
27	2499.700	43.82	-0.31	43.51	54.00	-10.49	AVG

Note:1.Result (dBuV/m) = Correct Factor (dB/m) + Reading(dBuV).

2.Correction factor (dB/m) = Antenna Factor (dB/m) + Cable loss (dB) – Pre-Amplifier gain (dB).

3.When the peak results are less than average limit, so not need to evaluate the average.

Standard:	FCC Part 15.247	Test Distance:	3m
Frequency:	2452 MHz		
Mode:	Mode 7		
Ant.Polar.:	Vertical		

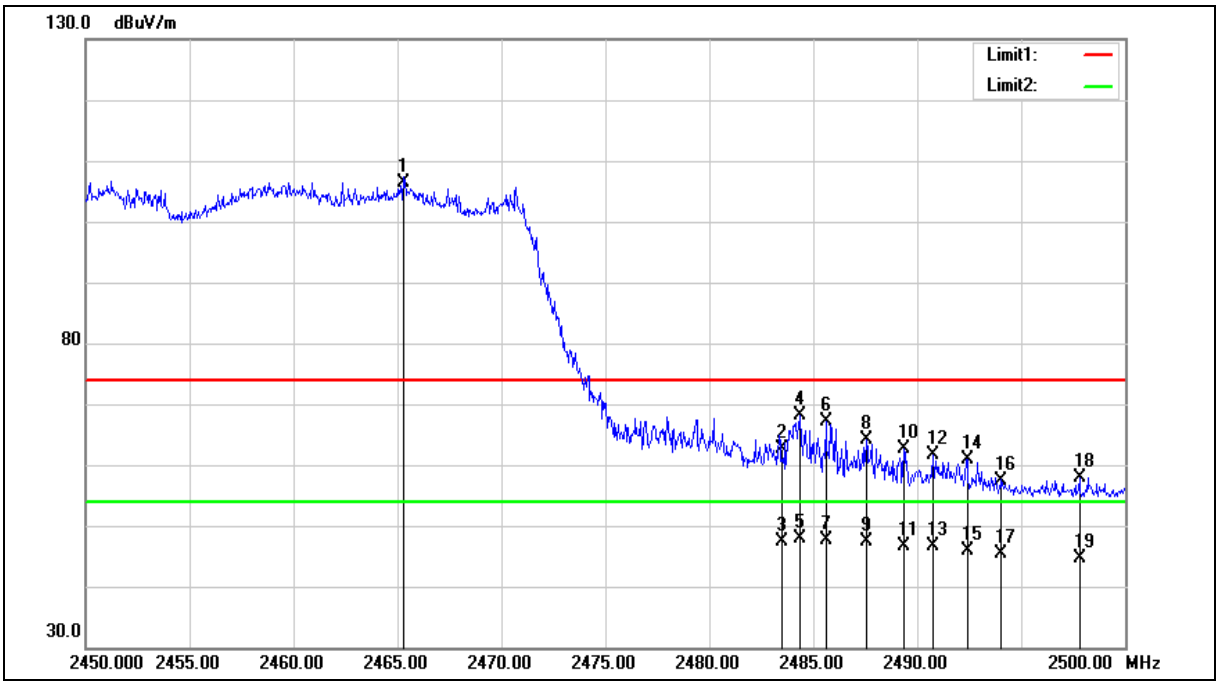

No.	Frequency (MHz)	Reading (dBuV)	Correct Factor (dB/m)	Result (dBuV/m)	Limit (dBuV/m)	Margin (dB)	Remark
1	2465.300	106.81	-0.49	106.32	--	--	peak
2	2483.500	62.98	-0.40	62.58	74.00	-11.42	peak
3	2483.500	47.83	-0.40	47.43	54.00	-6.57	AVG
4	2484.350	68.56	-0.39	68.17	74.00	-5.83	peak
5	2484.350	48.19	-0.39	47.80	54.00	-6.20	AVG
6	2485.600	67.56	-0.38	67.18	74.00	-6.82	peak
7	2485.600	47.92	-0.38	47.54	54.00	-6.46	AVG
8	2487.550	64.59	-0.37	64.22	74.00	-9.78	peak
9	2487.550	47.64	-0.37	47.27	54.00	-6.73	AVG
10	2489.350	62.90	-0.37	62.53	74.00	-11.47	peak
11	2489.350	46.89	-0.37	46.52	54.00	-7.48	AVG

Note:1.Result (dBuV/m) = Correct Factor (dB/m) + Reading(dBuV).

2.Correction factor (dB/m) = Antenna Factor (dB/m) + Cable loss (dB) – Pre-Amplifier gain (dB).

3.When the peak results are less than average limit, so not need to evaluate the average.

Standard:	FCC Part 15.247	Test Distance:	3m
Frequency:	2452 MHz		
Mode:	Mode 7		
Ant.Polar.:	Vertical		

No.	Frequency (MHz)	Reading (dBuV)	Correct Factor (dB/m)	Result (dBuV/m)	Limit (dBuV/m)	Margin (dB)	Remark
12	2490.750	62.11	-0.36	61.75	74.00	-12.25	peak
13	2490.750	46.94	-0.36	46.58	54.00	-7.42	AVG
14	2492.400	61.24	-0.35	60.89	74.00	-13.11	peak
15	2492.400	46.15	-0.35	45.80	54.00	-8.20	AVG
16	2494.050	57.84	-0.34	57.50	74.00	-16.50	peak
17	2494.050	45.61	-0.34	45.27	54.00	-8.73	AVG
18	2497.800	58.20	-0.32	57.88	74.00	-16.12	peak
19	2497.800	44.85	-0.32	44.53	54.00	-9.47	AVG

Note:1.Result (dBuV/m) = Correct Factor (dB/m) + Reading(dBuV).

2.Correction factor (dB/m) = Antenna Factor (dB/m) + Cable loss (dB) – Pre-Amplifier gain (dB).

3.When the peak results are less than average limit, so not need to evaluate the average.

--- END---