Product: 11AX Dual band AP

Type Identification: WAP388 and WAP388-C

<Adapter>

Photograph 1: Test Setup for Spurious Emissions (Front View 1)

Photograph 2: Test Setup for Spurious Emissions (Front View 2)



Product: 11AX Dual band AP

Type Identification: WAP388 and WAP388-C

Photograph 3: Test Setup for Spurious Emissions (Back View 1)



Photograph 4: Test Setup for Spurious Emissions (Back View 2)



Product: 11AX Dual band AP

Type Identification: WAP388 and WAP388-C

Photograph 5: Test Setup for Spurious Emissions (Back View 3)



Photograph 6: Test Setup for Spurious Emissions (Back View 4)



Product: 11AX Dual band AP

Type Identification: WAP388 and WAP388-C

Photograph 7: Test Setup for Mains Conducted Emissions (Front View)

Photograph 8: Test Setup for Mains Conducted Emissions (Back View)

Product: 11AX Dual band AP

Type Identification: WAP388 and WAP388-C

<POE>

Photograph 9: Test Setup for Spurious Emissions (Front View 1)

Photograph 10: Test Setup for Spurious Emissions (Front View 2)



Product: 11AX Dual band AP

Type Identification: WAP388 and WAP388-C

Photograph 11: Test Setup for Spurious Emissions (Back View 1)



Photograph 12: Test Setup for Spurious Emissions (Back View 2)



Product: 11AX Dual band AP

Type Identification: WAP388 and WAP388-C

Photograph 13: Test Setup for Spurious Emissions (Back View 3)



Photograph 14: Test Setup for Spurious Emissions (Back View 4)



Product: 11AX Dual band AP

Type Identification: WAP388 and WAP388-C

Photograph 15: Test Setup for Mains Conducted Emissions (Front View)

Photograph 16: Test Setup for Mains Conducted Emissions (Back View)



Product: 11AX Dual band AP

Type Identification: WAP388 and WAP388-C

Photograph 17: Test Setup for DFS