SAR MEASUREMENT													
Depth of Liquid (cm):>15					Relative Humidity (%): 48.1								
Product: Feature phone													
Test Mode: LTE Band 5													
BM MHz	MOD	Position	Test Mode		Ch.	Freq. (MHz)	Power Drift (<±5%)	SAR (1g) (W/kg)	Max. Tuneup Power (dBm)	Meas. output Power (dBm)	Scaled SAR (W/kg)	Limit (W/kg)
			UL RB Allocation	UL RB START								
10	QPSK	Left Cheek	1	0	20525	836.5	-0.18	**0.724**	23.00	22.77	**0.763**	1.6
		Left Tilt	1	0	20525	836.5	0.05	0.405	23.00	22.77	0.427	1.6
		Right Cheek	1	0	20525	836.5	-0.34	0.717	23.00	22.77	0.756	1.6
		Right Tilt	1	0	20525	836.5	0.27	0.496	23.00	22.77	0.523	1.6
		Body back	1	0	20525	836.5	-0.41	**0.738**	23.00	22.77	**0.778**	1.6
		Body front	1	0	20525	836.5	-0.06	0.623	23.00	22.77	0.657	1.6
		Edge 1 (Top)	1	0	20525	836.5	0.35	0.028	23.00	22.77	0.030	1.6
		Edge 2(Right)	1	0	20525	836.5	0.28	0.454	23.00	22.77	0.479	1.6
		Edge 3(Bottom)	1	0	20525	836.5	-0.17	0.188	23.00	22.77	0.198	1.6
		Edge 4(Left)	1	0	20525	836.5	-0.42	0.549	23.00	22.77	0.579	1.6

Note:
· When the 1-g Reported SAR is ≤ 0.8 W/kg, testing for low and high channel is optional. Refer to KDB 447498.
·The test separation for body back, body front and 4 Edges is 5mm of all above table.

Any report having not been signed by authorized approver, or having been altered without authorization, or having not been stamped by the "Dedicated Testing/Inspection Stamp" is deemed to be invalid. Copying or excerpting portion of, or altering the content of the report is not permitted without the written authorization of AGC. The test results presented in the report apply only to the tested sample. Any objections to report issued by AGC should be submitted to AGC within 15days after the issuance of the test report. Further enquiry of validity or verification of the test report should be addressed to AGC by agc@agc-cert.com.

SAR MEASUREMENT													
Depth of Liquid (cm):>15						Relative Humidity (%): 50.2							
Product: Feature phone													
Test Mode: LTE Band 38													
BM MHz	MOD	Position	Test Mode		Ch.	Freq. (MHz)	Power Drift (<±5%)	SAR (1g) (W/kg)	Max. Tuneup Power (dBm)	Meas. output Power (dBm)	Scaled SAR (W/kg)	Limit (W/kg)
			UL RB Allocation	UL RB START								
20	QPSK	Left Cheek	1	0	38000	2595	-0.13	0.085	22.00	21.95	0.086	1.6
		Left Tilt	1	0	38000	2595	0.42	0.043	22.00	21.95	0.043	1.6
		Right Cheek	1	0	38000	2595	-0.16	**0.136**	22.00	21.95	**0.138**	1.6
		Right Tilt	1	0	38000	2595	-0.35	0.039	22.00	21.95	0.039	1.6
		Body back	1	0	37850	2580	-0.27	1.341	21.90	21.82	1.366	1.6
		Body back	1	0	38000	2595	0.46	1.291	22.00	21.95	1.306	1.6
		Body back	1	0	38150	2610	-0.12	**1.369**	21.80	21.77	**1.378**	1.6
		Body front	1	0	38000	2595	-0.23	0.199	22.00	21.95	0.201	1.6
		Edge 1 (Top)	1	0	38000	2595	0.08	0.046	22.00	21.95	0.047	1.6
		Edge 2(Right)	1	0	38000	2595	-0.27	0.311	22.00	21.95	0.315	1.6
		Edge 3(Bottom)	1	0	38000	2595	-0.46	0.728	22.00	21.95	0.736	1.6
		Edge 4(Left)	1	0	38000	2595	0.52	0.034	22.00	21.95	0.034	1.6
		Body back+ Ear.	1	0	37850	2580	-0.41	1.152	21.90	21.82	1.173	1.6
		Body back+ Ear.	1	0	38000	2595	-0.28	1.157	22.00	21.95	1.170	1.6
		Body back+ Ear.	1	0	38150	2610	-0.10	1.165	21.80	21.77	1.173	1.6

Note:
· When the 1-g Reported SAR is ≤ 0.8 W/kg, testing for low and high channel is optional. Refer to KDB 447498.
·The test separation for body back, body front and 4 Edges is 5mm of all above table.

Any report having not been signed by authorized approver, or having been altered without authorization, or having not been stamped by the "Dedicated Testing/Inspection Stamp" is deemed to be invalid. Copying or excerpting portion of, or altering the content of the report is not permitted without the written authorization of AGC. The test results presented in the report apply only to the tested sample. Any objections to report issued by AGC should be submitted to AGC within 15days after the issuance of the test report. Further enquiry of validity or verification of the test report should be addressed to AGC by agc@agc-cert.com.

SAR MEASUREMENT													
Depth of Liquid (cm):>15					Relative Humidity (%): 54.3								
Product: Feature phone													
Test Mode: LTE Band 40-Lower Side													
BM MHz	MOD	Position	Test Mode		Ch.	Freq. (MHz)	Power Drift (<±5%)	SAR (1g) (W/kg)	Max. Tuneup Power (dBm)	Meas. output Power (dBm)	Scaled SAR (W/kg)	Limit (W/kg)
			UL RB Allocation	UL RB START								
10	QPSK	Left Cheek	1	0	38750	2310	-0.25	0.048	23.20	22.97	0.051	1.6
		Left Tilt	1	0	38750	2310	0.18	0.026	23.20	22.97	0.027	1.6
		Right Cheek	1	0	38750	2310	-0.25	**0.074**	23.20	22.97	**0.078**	1.6
		Right Tilt	1	0	38750	2310	-0.16	0.023	23.20	22.97	0.024	1.6
		Body back	1	0	38750	2310	-0.37	0.523	23.20	22.97	0.551	1.6
		Body front	1	0	38750	2310	-0.05	0.138	23.20	22.97	0.146	1.6
		Edge 1 (Top)	1	0	38750	2310	0.15	0.026	23.20	22.97	0.027	1.6
		Edge 2(Right)	1	0	38750	2310	-0.02	0.197	23.20	22.97	0.208	1.6
		Edge 3(Bottom)	1	0	38750	2310	0.25	**0.622**	23.20	22.97	**0.656**	1.6
		Edge 4(Left)	1	0	38750	2310	-0.13	0.028	23.20	22.97	0.030	1.6

Note:
· When the 1-g Reported SAR is ≤ 0.8 W/kg, testing for low and high channel is optional. Refer to KDB 447498.
·The test separation for body back, body front and 4 Edges is 5mm of all above table.

Any report having not been signed by authorized approver, or having been altered without authorization, or having not been stamped by the "Dedicated Testing/Inspection Stamp" is deemed to be invalid. Copying or excerpting portion of, or altering the content of the report is not permitted without the written authorization of AGC. The test results presented in the report apply only to the tested sample. Any objections to report issued by AGC should be submitted to AGC within 15days after the issuance of the test report. Further enquiry of validity or verification of the test report should be addressed to AGC by agc@agc-cert.com.

SAR MEASUREMENT													
Depth of Liquid (cm):>15					Relative Humidity (%): 54.3								
Product: Feature phone													
Test Mode: LTE Band 40- Upper Side													
BM MHz	MOD	Position	Test Mode		Ch.	Freq. (MHz)	Power Drift (<±5%)	SAR (1g) (W/kg)	Max. Tuneup Power (dBm)	Meas. output Power (dBm)	Scaled SAR (W/kg)	Limit (W/kg)
			UL RB Allocation	UL RB START								
10	QPSK	Left Cheek	1	0	39200	2355	-0.19	0.077	23.90	23.36	0.087	1.6
		Left Tilt	1	0	39200	2355	0.06	0.027	23.90	23.36	0.031	1.6
		Right Cheek	1	0	39200	2355	-0.35	**0.078**	23.90	23.36	**0.088**	1.6
		Right Tilt	1	0	39200	2355	-0.24	0.025	23.90	23.36	0.028	1.6
		Body back	1	0	39200	2355	-0.10	0.569	23.90	23.36	0.644	1.6
		Body front	1	0	39200	2355	-0.08	0.174	23.90	23.36	0.197	1.6
		Edge 1 (Top)	1	0	39200	2355	0.13	0.028	23.90	23.36	0.032	1.6
		Edge 2(Right)	1	0	39200	2355	-0.05	0.202	23.90	23.36	0.229	1.6
		Edge 3(Bottom)	1	0	39200	2355	0.26	**0.650**	23.90	23.36	**0.736**	1.6
		Edge 4(Left)	1	0	39200	2355	-0.17	0.042	23.90	23.36	0.048	1.6

Note:
· When the 1-g Reported SAR is ≤ 0.8 W/kg, testing for low and high channel is optional. Refer to KDB 447498.
·The test separation for body back, body front and 4 Edges is 5mm of all above table.

Any report having not been signed by authorized approver, or having been altered without authorization, or having not been stamped by the "Dedicated Testing/Inspection Stamp" is deemed to be invalid. Copying or excerpting portion of, or altering the content of the report is not permitted without the written authorization of AGC. The test results presented in the report apply only to the tested sample. Any objections to report issued by AGC should be submitted to AGC within 15days after the issuance of the test report. Further enquiry of validity or verification of the test report should be addressed to AGC by agc@agc-cert.com.

SAR MEASUREMENT												
Depth of Liquid (cm):>15						Relative Humidity (%): 50.2						
Product: Feature phone												
Test Mode: LTE Band 41												
BW MHz	MOD	Position	Test Mode		Ch.	Freq. (MHz)	Power Drift (<±5%)	SAR (1g) (W/kg)	Max. Tuneup Power (dBm)	Meas. output Power (dBm)	Scaled SAR (W/kg)	Limit (W/kg)
			UL RB Allocation	UL RB START								
20	QPSK	Left Cheek	1	0	40620	2593	-0.19	0.086	21.50	21.45	0.087	1.6
		Left Tilt	1	0	40620	2593	0.06	0.037	21.50	21.45	0.037	1.6
		Right Cheek	1	0	40620	2593	-0.35	**0.110**	21.50	21.45	**0.111**	1.6
		Right Tilt	1	0	40620	2593	-0.28	0.034	21.50	21.45	0.034	1.6
		Body back	1	0	39750	2506	0.42	1.018	22.70	22.66	1.027	1.6
		Body back	1	0	40620	2593	-0.17	0.980	21.50	21.45	0.991	1.6
		Body back	1	0	41490	2680	-0.11	**1.125**	21.60	21.56	**1.135**	1.6
		Body front	1	0	40620	2593	0.06	0.185	21.50	21.45	0.187	1.6
		Edge 1 (Top)	1	0	40620	2593	-0.05	0.062	21.50	21.45	0.063	1.6
		Edge 2(Right)	1	0	40620	2593	0.20	0.411	21.50	21.45	0.416	1.6
		Edge 3(Bottom)	1	0	39750	2506	-0.13	0.872	21.50	21.45	0.882	1.6
		Edge 3(Bottom)	1	0	40620	2593	-0.07	0.924	21.50	21.45	0.935	1.6
		Edge 3(Bottom)	1	0	41490	2680	0.10	0.962	21.50	21.45	0.973	1.6
		Edge 4(Left)	1	0	40620	2593	-0.01	0.052	21.50	21.45	0.053	1.6

Note:
· When the 1-g Reported SAR is ≤ 0.8 W/kg, testing for low and high channel is optional. Refer to KDB 447498.
·The test separation for body back, body front and 4 Edges is 5mm of all above table

Repeated SAR										
Product: Feature phone										
Test Mode: WCDMA Band II										
Position	Mode	Ch.	Fr. (MHz)	Power Drift (<±5%)	Once SAR (1g) (W/kg)	Power Drift (<±5%)	Twice SAR (1g) (W/kg)	Power Drift (<±5%)	Third SAR (1g) (W/kg)	Limit W/kg
Edge 3(Bottom)	RMC 12.2kbps	9262	1852.4	-0.16	1.368	--	--	--	--	1.6

Repeated SAR											
Product: Feature phone											
Test Mode: LTE Band 38& LTE Band 41											
BM MHz	MOD	Position	Test Mode		Ch.	Freq. (MHz)	Power Drift (<±5%)	Once SAR (1g) (W/kg)	Power Drift (<±5%)	Twice SAR (1g) (W/kg)	Limit W/kg
			UL RB Allocation	UL RB START							
20	QPSK	Body back	1	0	38150	2610	0.10	1.356	--	--	1.6
		Body back	1	0	41490	2680	-0.06	1.101	--	--	1.6

Any report having not been signed by authorized approver, or having been altered without authorization, or having not been stamped by the "Dedicated Testing/Inspection Stamp" is deemed to be invalid. Copying or excerpting portion of, or altering the content of the report is not permitted without the written authorization of AGC. The test results presented in the report apply only to the tested sample. Any objections to report issued by AGC should be submitted to AGC within 15days after the issuance of the test report. Further enquiry of validity or verification of the test report should be addressed to AGC by agc@agc-cert.com.

Simultaneous Multi-band Transmission Evaluation:

Application Simultaneous Transmission information:

NO	Simultaneous state	Portable Handset	
		Head	Body-worn
2	GSM(voice)+ Bluetooth(data)	Yes	Yes
4	GSM (Data) + Bluetooth(data)	Yes	Yes
6	WCDMA+ Bluetooth(data)	Yes	Yes
8	LTE + Bluetooth(data)	Yes	Yes

NOTE:

1. WIFI and BT share the same antenna, and cannot transmit simultaneously.
2. Simultaneous with every transmitter must be the same test position.
3. KDB 447498 D01, BT SAR is excluded as below table.
4. KDB 447498 D01, for handsets the test separation distance is determined by the smallest distance between the outer surface of the device and the user; which is 0mm for head SAR and 5mm for body-worn SAR.
5. According to KDB 447498 D01 4.3.1, Standalone SAR test exclusion is as follow:
   For 100 MHz to 6 GHz and test separation distances ≤ 50 mm, the 1-g and 10-g SAR test exclusion thresholds are determined by the following:
   [(max. power of channel, including tune-up tolerance, mW) / (min. test separation distance, mm)] • [√f(GHz)] ≤ 3.0 for 1-g SAR, and ≤ 7.5 for 10-g extremity SAR[30], where
   - f(GHz) is the RF channel transmit frequency in GHz
   - Power and distance are rounded to the nearest mW and mm before calculation[31]
   - The result is rounded to one decimal place for comparison
   - The values 3.0 and 7.5 are referred to as numeric thresholds in step b) below

   The test exclusions are applicable only when the minimum test separation distance is ≤ 50 mm, and for transmission frequencies between 100 MHz and 6 GHz. When the minimum test separation distance is < 5 mm, a distance of 5 mm according to 4.1 f) is applied to determine SAR test exclusion.
6. If the test separation distance is <5mm, 5mm is used for excluded SAR calculation.
7. According to KDB 447498 D01 4.3.2, simultaneous transmission SAR test exclusion is as follow:
   (1) Simultaneous transmission SAR test exclusion is determined for each operating configuration and exposure condition according to the reported standalone SAR of each applicable simultaneous transmitting antenna.
   (2) Any transmitters and antennas should be considered when calculating simultaneous mode.
   (3) For mobile phone and PC, it's the sum of all transmitters and antennas at the same mode with same position in each applicable exposure condition
   (4)When the standalone SAR test exclusion of section 4.3.2 is applied to an antenna that transmits simultaneously with other antennas, the standalone SAR must be estimated according to the following to det
   (max. power of channel, including tune-up tolerance, mW)/(min. test separation distance, mm)]·[√f(GHz)/x] W/kg for test separation distances ≤ 50 mm;
   where x = 7.5 for 1-g SAR, and x = 18.75 for 10-g SAR.

Any report having not been signed by authorized approver, or having been altered without authorization, or having not been stamped by the "Dedicated Testing/Inspection Stamp" is deemed to be invalid. Copying or excerpting portion of, or altering the content of the report is not permitted without the written authorization of AGC. The test results presented in the report apply only to the tested sample. Any objections to report issued by AGC should be submitted to AGC within 15days after the issuance of the test report. Further enquiry of validity or verification of the test report should be addressed to AGC by agc@agc-cert.com.

8. When the sum of SAR is larger than the limit, SAR test exclusion is determined by the SAR to peak location separation ratio. The simultaneous transmitting antennas in each operating mode and exposure condition combination must be considered one pair at a time to determine the SAR to peak location separation ratio to qualify for test exclusion. The ratio is determined by (SAR1 + SAR2)1.5/Ri, rounded to two decimal digits, and must be ≤ 0.04 for all antenna pairs in the configuration to qualify for 1-g SAR test exclusion.

Estimated SAR		Max Power including Tune-up Tolerance		Separation Distance (mm)	Estimated SAR (W/kg)
		dBm	mW		
BT	Head	6.70	4.677	0	0.195
	Body	6.70	4.677	5	0.195

Any report having not been signed by authorized approver, or having been altered without authorization, or having not been stamped by the "Dedicated Testing/Inspection Stamp" is deemed to be invalid. Copying or excerpting portion of, or altering the content of the report is not permitted without the written authorization of AGC. The test results presented in the report apply only to the tested sample. Any objections to report issued by AGC should be submitted to AGC within 15days after the issuance of the test report. Further enquiry of validity or verification of the test report should be addressed to AGC by agc@agc-cert.com.

Sum of the SAR for GSM 850 & BT:

RF Exposure Conditions	Test Position	Simultaneous Transmission Scenario		Σ1-g SAR (W/kg)	SPLSR (Yes/No)
		GSM 850	Bluetooth		
Head (voice)	Left Touch	0.603	0.195	0.798	No
	Left Tilt	0.346	0.195	0.541	No
	Right Touch	0.650	0.195	0.845	No
	Right Tilt	0.418	0.195	0.613	No
Body-worn (voice)	Rear	0.703	0.195	0.898	No
	Front	0.466	0.195	0.661	No
	Rear	0.789	0.195	0.984	No
	Front	0.522	0.195	0.717	No
Body-worn	Edge 1	0.039	0.195	0.234	No
	Edge 2	0.468	0.195	0.663	No
	Edge 3	0.424	0.195	0.619	No
	Edge 4	0.604	0.195	0.799	No

Note:

·According to KDB 447498 D01 General RF Exposure Guidance, when the simultaneous transmission SAR is less than1.6 W/kg, SPLSR assessment is not required.

·SPLSR mean is “The SAR to Peak Location Separation Ratio “

Any report having not been signed by authorized approver, or having been altered without authorization, or having not been stamped by the "Dedicated Testing/Inspection Stamp" is deemed to be invalid. Copying or excerpting portion of, or altering the content of the report is not permitted without the written authorization of AGC. The test results presented in the report apply only to the tested sample. Any objections to report issued by AGC should be submitted to AGC within 15days after the issuance of the test report. Further enquiry of validity or verification of the test report should be addressed to AGC by agc@agc-cert.com.

Sum of the SAR for GSM 1900 & BT:

RF Exposure Conditions	Test Position	Simultaneous Transmission Scenario		Σ1-g SAR (W/kg)	SPLSR (Yes/No)
		PCS 1900	Bluetooth		
Head (voice)	Left Touch	0.340	0.195	0.535	No
	Left Tilt	0.159	0.195	0.354	No
	Right Touch	0.339	0.195	0.534	No
	Right Tilt	0.174	0.195	0.369	No
Body-worn (voice)	Rear	0.513	0.195	0.708	No
	Front	0.533	0.195	0.728	No
	Rear	0.600	0.195	0.795	No
	Front	0.611	0.195	0.806	No
Body-worn	Edge 1	0.091	0.195	0.286	No
	Edge 2	0.258	0.195	0.453	No
	Edge 3	0.532	0.195	0.727	No
	Edge 4	0.203	0.195	0.398	No

Note:

·According to KDB 447498 D01 General RF Exposure Guidance, when the simultaneous transmission SAR is less than1.6 W/kg, SPLSR assessment is not required.
·SPLSR mean is “The SAR to Peak Location Separation Ratio “

Any report having not been signed by authorized approver, or having been altered without authorization, or having not been stamped by the "Dedicated Testing/Inspection Stamp" is deemed to be invalid. Copying or excerpting portion of, or altering the content of the report is not permitted without the written authorization of AGC. The test results presented in the report apply only to the tested sample. Any objections to report issued by AGC should be submitted to AGC within 15days after the issuance of the test report. Further enquiry of validity or verification of the test report should be addressed to AGC by agc@agc-cert.com.

Sum of the SAR for WCDMA Band II & BT:

RF Exposure Conditions	Test Position	Simultaneous Transmission Scenario		Σ1-g SAR (W/kg)	SPLSR (Yes/No)
		WCDMA Band II	Bluetooth		
Head	Left Touch	0.629	0.195	0.824	No
	Left Tilt	0.225	0.195	0.420	No
	Right Touch	0.664	0.195	0.859	No
	Right Tilt	0.369	0.195	0.564	No
Body-worn	Rear	0.953	0.195	1.148	No
	Front	1.180	0.195	1.375	No
	Edge 1	0.321	0.195	0.516	No
	Edge 2	0.589	0.195	0.784	No
	Edge 3	1.400	0.195	**1.595**	No
	Edge 4	0.519	0.195	0.714	No

Note:

·According to KDB 447498 D01 General RF Exposure Guidance, when the simultaneous transmission SAR is less than1.6 W/kg, SPLSR assessment is not required.

·SPLSR mean is “The SAR to Peak Location Separation Ratio “

Any report having not been signed by authorized approver, or having been altered without authorization, or having not been stamped by the "Dedicated Testing/Inspection Stamp" is deemed to be invalid. Copying or excerpting portion of, or altering the content of the report is not permitted without the written authorization of AGC. The test results presented in the report apply only to the tested sample. Any objections to report issued by AGC should be submitted to AGC within 15days after the issuance of the test report. Further enquiry of validity or verification of the test report should be addressed to AGC by agc@agc-cert.com.

Sum of the SAR for WCDMA Band V & BT:

RF Exposure Conditions	Test Position	Simultaneous Transmission Scenario		Σ1-g SAR (W/kg)	SPLSR (Yes/No)
		WCDMA Band V	Bluetooth		
Head	Left Touch	0.747	0.195	0.942	No
	Left Tilt	0.452	0.195	0.647	No
	Right Touch	0.716	0.195	0.911	No
	Right Tilt	0.446	0.195	0.641	No
Body-worn	Rear	0.759	0.195	0.954	No
	Front	0.713	0.195	0.908	No
	Edge 1	0.026	0.195	0.221	No
	Edge 2	0.428	0.195	0.623	No
	Edge 3	0.187	0.195	0.382	No
	Edge 4	0.514	0.195	0.709	No

Note:

·According to KDB 447498 D01 General RF Exposure Guidance, when the simultaneous transmission SAR is less than1.6 W/kg, SPLSR assessment is not required.

·SPLSR mean is “The SAR to Peak Location Separation Ratio “

Any report having not been signed by authorized approver, or having been altered without authorization, or having not been stamped by the "Dedicated Testing/Inspection Stamp" is deemed to be invalid. Copying or excerpting portion of, or altering the content of the report is not permitted without the written authorization of AGC. The test results presented in the report apply only to the tested sample. Any objections to report issued by AGC should be submitted to AGC within 15days after the issuance of the test report. Further enquiry of validity or verification of the test report should be addressed to AGC by agc@agc-cert.com.

Sum of the SAR for LTE Band 5 & BT:

RF Exposure Conditions	Test Position	Simultaneous Transmission Scenario		Σ1-g SAR (W/kg)	SPLSR (Yes/No)
		LTE Band 5	Bluetooth		
Head	Left Touch	0.763	0.195	0.958	No
	Left Tilt	0.427	0.195	0.622	No
	Right Touch	0.756	0.195	0.951	No
	Right Tilt	0.523	0.195	0.718	No
Body-worn	Rear	0.778	0.195	0.973	No
	Front	0.657	0.195	0.852	No
	Edge 1	0.030	0.195	0.225	No
	Edge 2	0.479	0.195	0.674	No
	Edge 3	0.198	0.195	0.393	No
	Edge 4	0.579	0.195	0.774	No

Note:

·According to KDB 447498 D01 General RF Exposure Guidance, when the simultaneous transmission SAR is less than1.6 W/kg, SPLSR assessment is not required.

·SPLSR mean is “The SAR to Peak Location Separation Ratio “

Any report having not been signed by authorized approver, or having been altered without authorization, or having not been stamped by the "Dedicated Testing/Inspection Stamp" is deemed to be invalid. Copying or excerpting portion of, or altering the content of the report is not permitted without the written authorization of AGC. The test results presented in the report apply only to the tested sample. Any objections to report issued by AGC should be submitted to AGC within 15days after the issuance of the test report. Further enquiry of validity or verification of the test report should be addressed to AGC by agc@agc-cert.com.

Sum of the SAR for LTE Band 38 & BT:

RF Exposure Conditions	Test Position	Simultaneous Transmission Scenario		Σ1-g SAR (W/kg)	SPLSR (Yes/No)
		LTE Band 38	Bluetooth		
Head	Left Touch	0.086	0.195	0.281	No
	Left Tilt	0.043	0.195	0.238	No
	Right Touch	0.138	0.195	0.333	No
	Right Tilt	0.039	0.195	0.234	No
Body-worn	Rear	1.378	0.195	1.573	No
	Front	0.201	0.195	0.396	No
	Edge 1	0.047	0.195	0.242	No
	Edge 2	0.315	0.195	0.510	No
	Edge 3	0.736	0.195	0.931	No
	Edge 4	0.034	0.195	0.229	No
	Earphone	1.173	0.195	1.368	No

Note:

·According to KDB 447498 D01 General RF Exposure Guidance, when the simultaneous transmission SAR is less than1.6 W/kg, SPLSR assessment is not required.
·SPLSR mean is “The SAR to Peak Location Separation Ratio “

Any report having not been signed by authorized approver, or having been altered without authorization, or having not been stamped by the "Dedicated Testing/Inspection Stamp" is deemed to be invalid. Copying or excerpting portion of, or altering the content of the report is not permitted without the written authorization of AGC. The test results presented in the report apply only to the tested sample. Any objections to report issued by AGC should be submitted to AGC within 15days after the issuance of the test report. Further enquiry of validity or verification of the test report should be addressed to AGC by agc@agc-cert.com.

Attestation of Global Compliance(Shenzhen)Co., Ltd
Attestation of Global Compliance(Shenzhen)Std & Tech Co., Ltd
Tel: +86-755 2523 4088 E-mail: agc@agc-cert.com Web: http://cn.agc-cert.com/

Sum of the SAR for LTE Band 40- Lower Side & BT:

RF Exposure Conditions	Test Position	Simultaneous Transmission Scenario		Σ1-g SAR (W/kg)	SPLSR (Yes/No)
		LTE Band 40-Lower Side	Bluetooth		
Head	Left Touch	0.051	0.195	0.246	No
	Left Tilt	0.027	0.195	0.222	No
	Right Touch	0.078	0.195	0.273	No
	Right Tilt	0.024	0.195	0.219	No
Body-worn	Rear	0.551	0.195	0.746	No
	Front	0.146	0.195	0.341	No
	Edge 1	0.027	0.195	0.222	No
	Edge 2	0.208	0.195	0.403	No
	Edge 3	0.656	0.195	0.851	No
	Edge 4	0.030	0.195	0.225	No

Note:

·According to KDB 447498 D01 General RF Exposure Guidance, when the simultaneous transmission SAR is less than1.6 W/kg, SPLSR assessment is not required.
·SPLSR mean is “The SAR to Peak Location Separation Ratio “

Any report having not been signed by authorized approver, or having been altered without authorization, or having not been stamped by the "Dedicated Testing/Inspection Stamp" is deemed to be invalid. Copying or excerpting portion of, or altering the content of the report is not permitted without the written authorization of AGC. The test results presented in the report apply only to the tested sample. Any objections to report issued by AGC should be submitted to AGC within 15days after the issuance of the test report. Further enquiry of validity or verification of the test report should be addressed to AGC by agc@agc-cert.com.

Sum of the SAR for LTE Band 40- Upper Side & BT:

RF Exposure Conditions	Test Position	Simultaneous Transmission Scenario		Σ1-g SAR (W/kg)	SPLSR (Yes/No)
		LTE Band 40-Upper Side	Bluetooth		
Head	Left Touch	0.087	0.195	0.282	No
	Left Tilt	0.031	0.195	0.226	No
	Right Touch	0.088	0.195	0.283	No
	Right Tilt	0.028	0.195	0.223	No
Body-worn	Rear	0.644	0.195	0.839	No
	Front	0.197	0.195	0.392	No
	Edge 1	0.032	0.195	0.227	No
	Edge 2	0.229	0.195	0.424	No
	Edge 3	0.736	0.195	0.931	No
	Edge 4	0.048	0.195	0.243	No

Note:

·According to KDB 447498 D01 General RF Exposure Guidance, when the simultaneous transmission SAR is less than1.6 W/kg, SPLSR assessment is not required.
·SPLSR mean is “The SAR to Peak Location Separation Ratio “

Any report having not been signed by authorized approver, or having been altered without authorization, or having not been stamped by the "Dedicated Testing/Inspection Stamp" is deemed to be invalid. Copying or excerpting portion of, or altering the content of the report is not permitted without the written authorization of AGC. The test results presented in the report apply only to the tested sample. Any objections to report issued by AGC should be submitted to AGC within 15days after the issuance of the test report. Further enquiry of validity or verification of the test report should be addressed to AGC by agc@agc-cert.com.

Sum of the SAR for LTE Band 41 & BT:

RF Exposure Conditions	Test Position	Simultaneous Transmission Scenario		Σ1-g SAR (W/kg)	SPLSR (Yes/No)
		LTE Band 41	Bluetooth		
Head	Left Touch	0.087	0.195	0.282	No
	Left Tilt	0.037	0.195	0.232	No
	Right Touch	0.111	0.195	0.306	No
	Right Tilt	0.034	0.195	0.229	No
Body-worn	Rear	1.135	0.195	1.330	No
	Front	0.187	0.195	0.382	No
	Edge 1	0.063	0.195	0.258	No
	Edge 2	0.416	0.195	0.611	No
	Edge 3	0.973	0.195	1.168	No
	Edge 4	0.053	0.195	0.248	No

Note:

·According to KDB 447498 D01 General RF Exposure Guidance, when the simultaneous transmission SAR is less than1.6 W/kg, SPLSR assessment is not required.

·SPLSR mean is “The SAR to Peak Location Separation Ratio “

Any report having not been signed by authorized approver, or having been altered without authorization, or having not been stamped by the "Dedicated Testing/Inspection Stamp" is deemed to be invalid. Copying or excerpting portion of, or altering the content of the report is not permitted without the written authorization of AGC. The test results presented in the report apply only to the tested sample. Any objections to report issued by AGC should be submitted to AGC within 15days after the issuance of the test report. Further enquiry of validity or verification of the test report should be addressed to AGC by agc@agc-cert.com.

Attestation of Global Compliance(Shenzhen)Co., Ltd
Attestation of Global Compliance(Shenzhen)Std & Tech Co., Ltd
Tel: +86-755 2523 4088 E-mail: agc@agc-cert.com Web: http://cn.agc-cert.com/

APPENDIX A. SAR SYSTEM CHECK DATA

Test Laboratory: AGC Lab **Date: Mar. 24,2021**
System Check Head 835 MHz
DUT: Dipole 835 MHz Type: SID 835
Communication System CW; Communication System Band: D835 (835.0 MHz); Duty Cycle: 1:1; Conv.F=5.26
Frequency: 835 MHz; Medium parameters used: f = 835 MHz; σ=0.92 mho/m; εr =41.32; ρ= 1000 kg/m³ ;
Phantom section: Flat Section; Input Power=18dBm
Ambient temperature (℃):22.0, Liquid temperature (℃): 21.8

SATIMO Configuration:

- Probe: SSE5; Calibrated: Jun. 24,2020; Serial No.: SN 24/20 EP336
- Sensor-Surface: 4mm (Mechanical Surface Detection)
- Phantom: SAM twin phantom
- Measurement SW: OpenSAR V4_02_35

Configuration/System Check 835MHz Head/Area Scan: Measurement grid: dx=8mm, dy=8mm
Configuration/System Check 835MHz Head/Zoom Scan: Measurement grid: dx=8mm,dy=8mm, dz=5mm

SURFACE SAR	VOLUME SAR
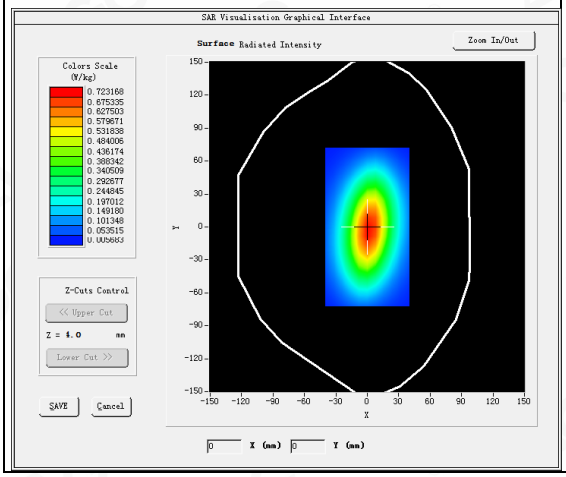	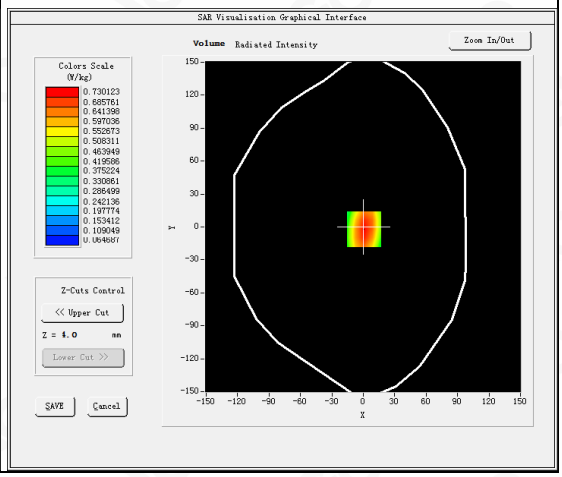

Maximum location: X=1.00, Y=-2.00
SAR Peak: 1.01 W/kg

SAR 10g (W/Kg)	0.391654
SAR 1g (W/Kg)	0.632367

Any report having not been signed by authorized approver, or having been altered without authorization, or having not been stamped by the "Dedicated Testing/Inspection Stamp" is deemed to be invalid. Copying or excerpting portion of, or altering the content of the report is not permitted without the written authorization of AGC. The test results presented in the report apply only to the tested sample. Any objections to report issued by AGC should be submitted to AGC within 15days after the issuance of the test report. Further enquiry of validity or verification of the test report should be addressed to AGC by agc@agc-cert.com.

Z (mm)	0.00	4.00	9.00	14.00	19.00	24.00	29.00
SAR (W/Kg)	1.0128	0.7275	0.4874	0.3363	0.2352	0.1664	0.1182

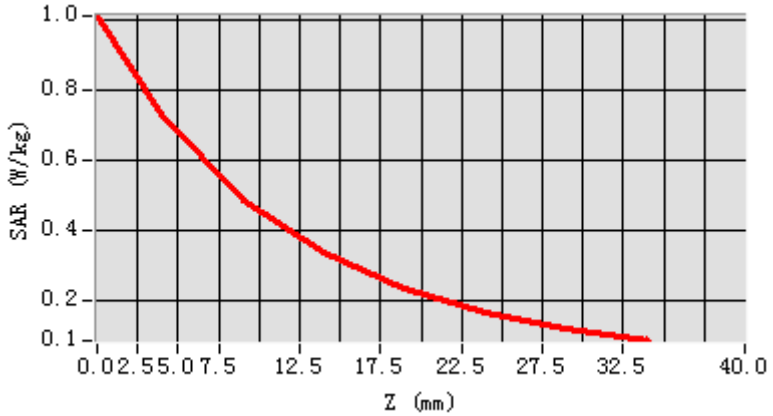

3D screen shot	Hot spot position
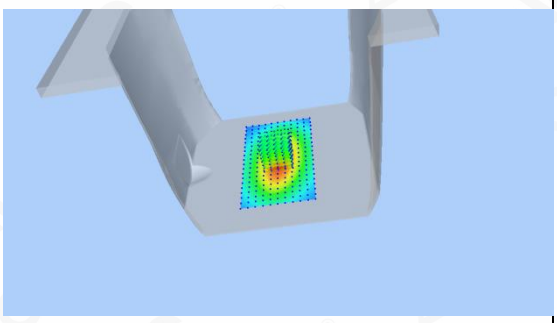	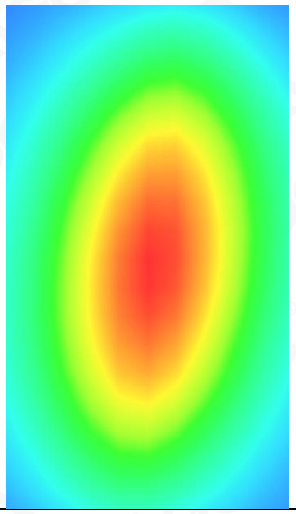

Any report having not been signed by authorized approver, or having been altered without authorization, or having not been stamped by the "Dedicated Testing/Inspection Stamp" is deemed to be invalid. Copying or excerpting portion of, or altering the content of the report is not permitted without the written authorization of AGC. The test results presented in the report apply only to the tested sample. Any objections to report issued by AGC should be submitted to AGC within 15days after the issuance of the test report. Further enquiry of validity or verification of the test report should be addressed to AGC by agc@agc-cert.com.

Test Laboratory: AGC Lab **Date: Mar. 29,2021**
System Check Head 835 MHz
DUT: Dipole 835 MHz Type: SID 835
Communication System CW; Communication System Band: D835 (835.0 MHz); Duty Cycle: 1:1; Conv.F=5.26
Frequency: 835 MHz; Medium parameters used: f = 835 MHz; σ=0.92 mho/m; εr =40.62; ρ= 1000 kg/m³ ;
Phantom section: Flat Section; Input Power=18dBm
Ambient temperature (℃):21.4, Liquid temperature (℃): 21.2

SATIMO Configuration:

- Probe: SSE5; Calibrated: Jun. 24,2020; Serial No.: SN 24/20 EP336
- Sensor-Surface: 4mm (Mechanical Surface Detection)
- Phantom: SAM twin phantom
- Measurement SW: OpenSAR V4_02_35

Configuration/System Check 835MHz Head/Area Scan: Measurement grid: dx=8mm, dy=8mm
Configuration/System Check 835MHz Head/Zoom Scan: Measurement grid: dx=8mm,dy=8mm, dz=5mm

SURFACE SAR	VOLUME SAR
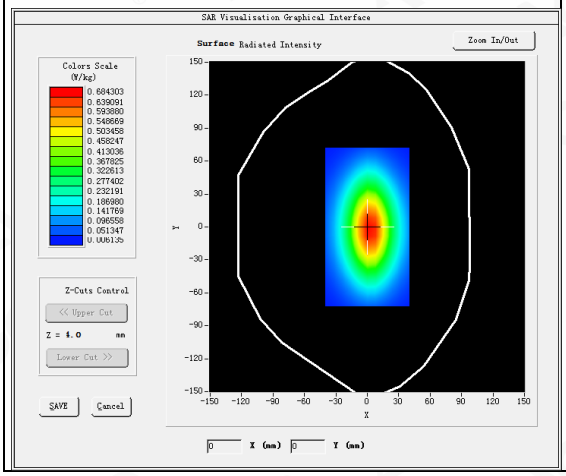	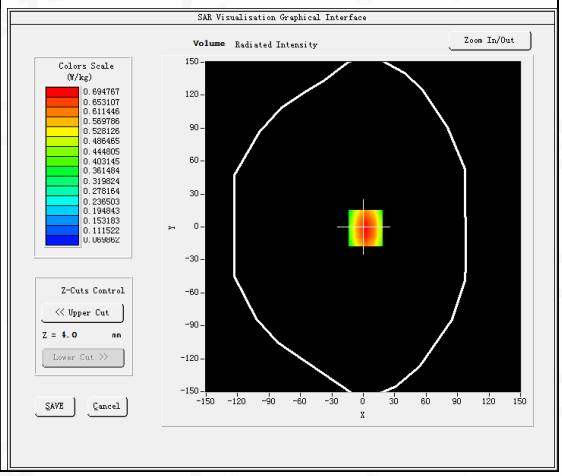

Maximum location: X=2.00, Y=-1.00
SAR Peak: 0.95 W/kg

SAR 10g (W/Kg)	0.385119
SAR 1g (W/Kg)	0.607332

Any report having not been signed by authorized approver, or having been altered without authorization, or having not been stamped by the "Dedicated Testing/Inspection Stamp" is deemed to be invalid. Copying or excerpting portion of, or altering the content of the report is not permitted without the written authorization of AGC. The test results presented in the report apply only to the tested sample. Any objections to report issued by AGC should be submitted to AGC within 15days after the issuance of the test report. Further enquiry of validity or verification of the test report should be addressed to AGC by agc@agc-cert.com.

Z (mm)	0.00	4.00	9.00	14.00	19.00	24.00	29.00
SAR (W/Kg)	0.9530	0.6948	0.4730	0.3326	0.2373	0.1719	0.1254

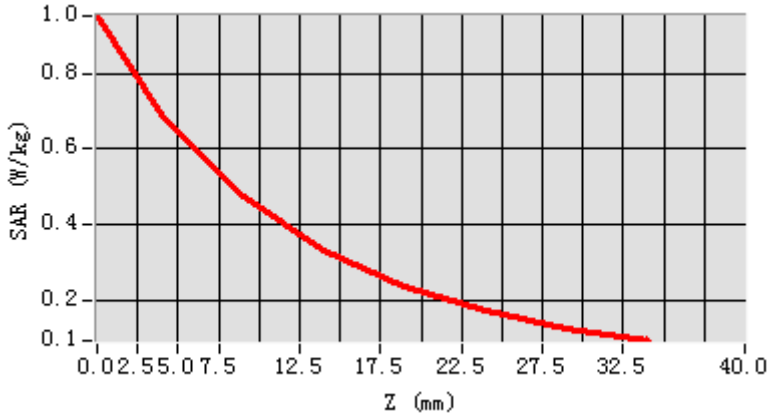

3D screen shot	Hot spot position
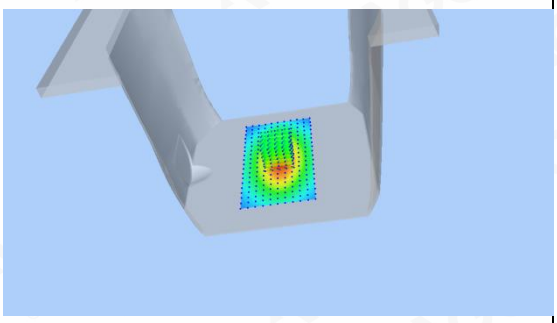	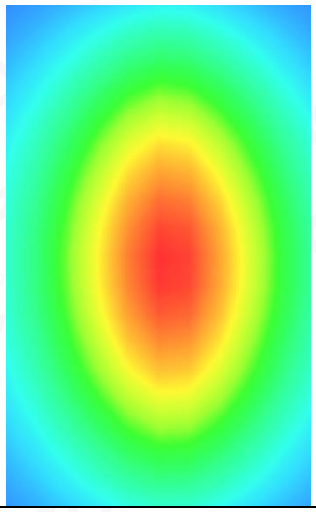

Any report having not been signed by authorized approver, or having been altered without authorization, or having not been stamped by the "Dedicated Testing/Inspection Stamp" is deemed to be invalid. Copying or excerpting portion of, or altering the content of the report is not permitted without the written authorization of AGC. The test results presented in the report apply only to the tested sample. Any objections to report issued by AGC should be submitted to AGC within 15days after the issuance of the test report. Further enquiry of validity or verification of the test report should be addressed to AGC by agc@agc-cert.com.

Test Laboratory: AGC Lab **Date: Mar. 26,2021**
System Check Head 1900MHz
DUT: Dipole 1900 MHz; Type: SID 1900
Communication System: CW; Communication System Band: D1900 (1900.0 MHz); Duty Cycle:1:1; Conv.F=4.72
Frequency: 1900 MHz; Medium parameters used: f = 1900 MHz; σ=1.42 mho/m; εr =39.42; ρ= 1000 kg/m³ ;
Phantom section: Flat Section; Input Power=18dBm
Ambient temperature (℃):21.1, Liquid temperature (℃): 20.9

SATIMO Configuration:
Probe: SSE5; Calibrated: Jun. 24,2020; Serial No.: SN 24/20 EP336

- Sensor-Surface: 4mm (Mechanical Surface Detection)
- Phantom: SAM twin phantom
- Measurement SW: OpenSAR V4_02_35

Configuration/System Check 1900MHz Head/Area Scan: Measurement grid: dx=8mm, dy=8mm
Configuration/System Check 1900MHz Head/Zoom Scan: Measurement grid: dx=8mm,dy=8mm, dz=5mm

SURFACE SAR	VOLUME SAR
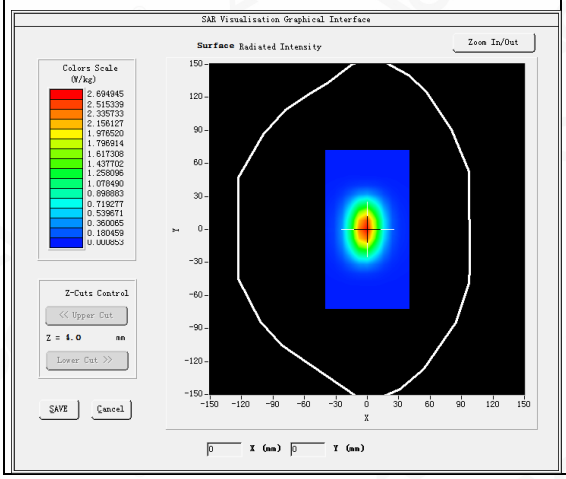	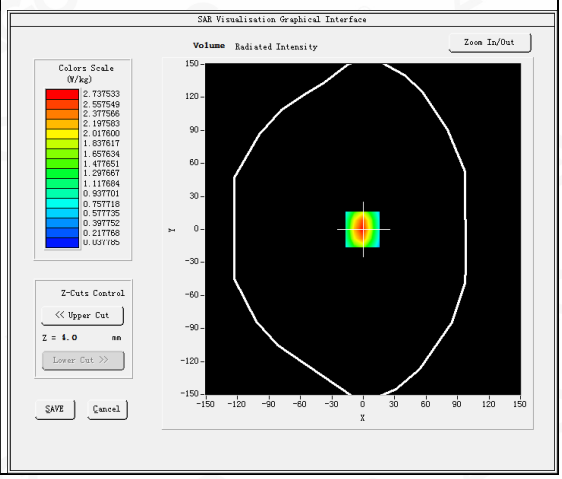

Maximum location: X=-1.00, Y=0.00
SAR Peak: 4.45 W/kg

SAR 10g (W/Kg)	1.293451
SAR 1g (W/Kg)	2.573963

Any report having not been signed by authorized approver, or having been altered without authorization, or having not been stamped by the "Dedicated Testing/Inspection Stamp" is deemed to be invalid. Copying or excerpting portion of, or altering the content of the report is not permitted without the written authorization of AGC. The test results presented in the report apply only to the tested sample. Any objections to report issued by AGC should be submitted to AGC within 15days after the issuance of the test report. Further enquiry of validity or verification of the test report should be addressed to AGC by agc@agc-cert.com.

Z (mm)	0.00	4.00	9.00	14.00	19.00	24.00	29.00
SAR (W/Kg)	4.4598	2.7375	1.4419	0.8021	0.4491	0.2561	0.1473

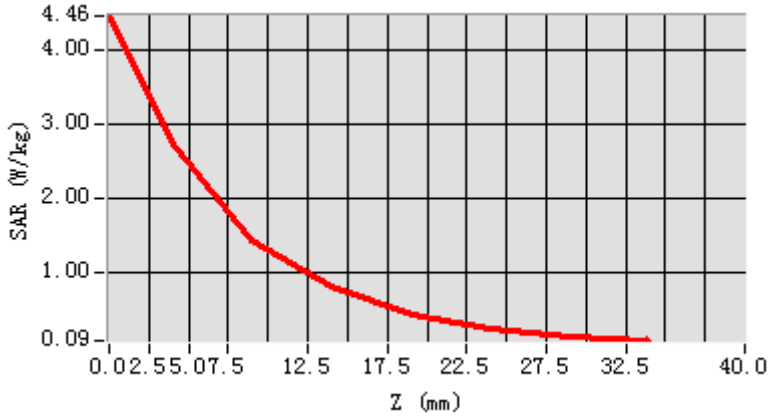

3D screen shot	Hot spot position
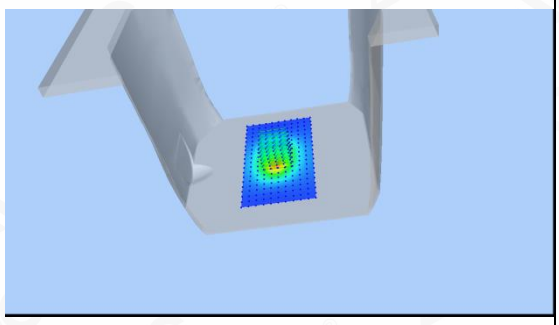	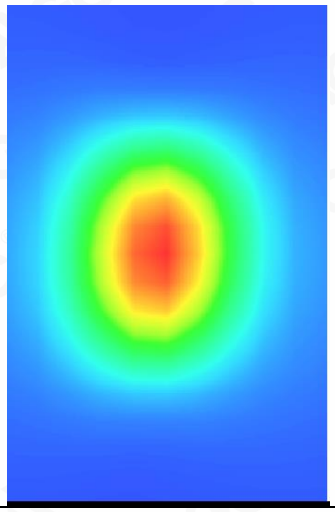

Any report having not been signed by authorized approver, or having been altered without authorization, or having not been stamped by the "Dedicated Testing/Inspection Stamp" is deemed to be invalid. Copying or excerpting portion of, or altering the content of the report is not permitted without the written authorization of AGC. The test results presented in the report apply only to the tested sample. Any objections to report issued by AGC should be submitted to AGC within 15days after the issuance of the test report. Further enquiry of validity or verification of the test report should be addressed to AGC by agc@agc-cert.com.

Test Laboratory: AGC Lab **Date: Mar. 31,2021**
System Check Head 2300 MHz
DUT: Dipole 2300 MHz Type: SID 2300
Communication System CW; Communication System Band: D2300 (2300.0 MHz); Duty Cycle: 1:1; Conv.F=4.35
Frequency: 2300 MHz; Medium parameters used: f = 2300 MHz; σ=1.63 mho/m; εr =38.43; ρ= 1000 kg/m³ ;
Phantom section: Flat Section; Input Power=18dBm
Ambient temperature (℃):20.9, Liquid temperature (℃): 20.7

SATIMO Configuration

- Probe: SSE5; Calibrated: Jun. 24,2020; Serial No.: SN 24/20 EP336
- Sensor-Surface: 4mm (Mechanical Surface Detection)
- Phantom: SAM twin phantom
- Measurement SW: OpenSAR V4_02_35

Configuration/System Check 2300MHz Head/Area Scan: Measurement grid: dx=8mm, dy=8mm
Configuration/System Check 2300MHz Head/Zoom Scan: Measurement grid: dx=5mm,dy=5mm, dz=5mm

SURFACE SAR	VOLUME SAR
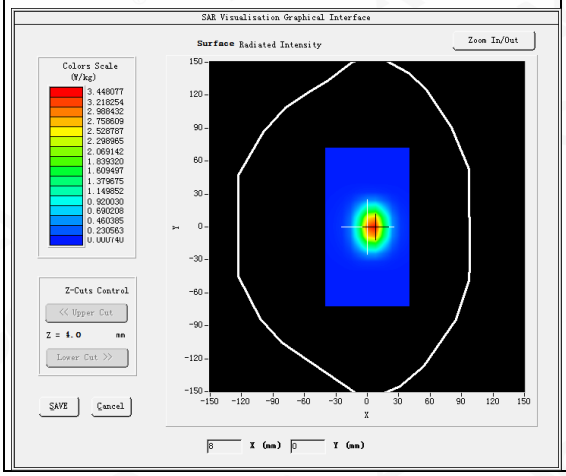	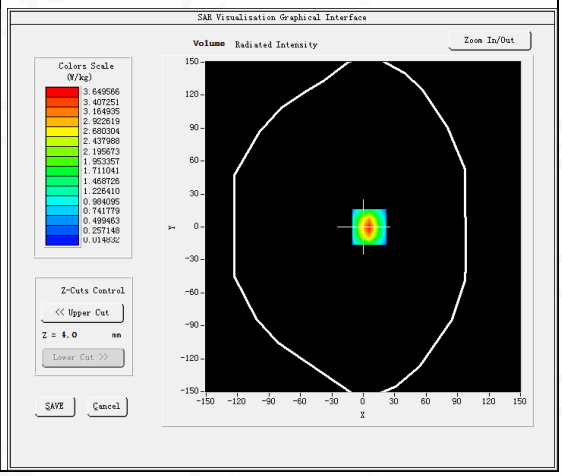

Maximum location: X=6.00, Y=0.00
SAR Peak: 6.33 W/kg

SAR 10g (W/Kg)	1.486257
SAR 1g (W/Kg)	3.335841

Any report having not been signed by authorized approver, or having been altered without authorization, or having not been stamped by the "Dedicated Testing/Inspection Stamp" is deemed to be invalid. Copying or excerpting portion of, or altering the content of the report is not permitted without the written authorization of AGC. The test results presented in the report apply only to the tested sample. Any objections to report issued by AGC should be submitted to AGC within 15days after the issuance of the test report. Further enquiry of validity or verification of the test report should be addressed to AGC by agc@agc-cert.com.

Z (mm)	0.00	4.00	9.00	14.00	19.00	24.00	29.00
SAR (W/Kg)	6.3652	3.6493	1.6927	0.8271	0.3985	0.1953	0.0986

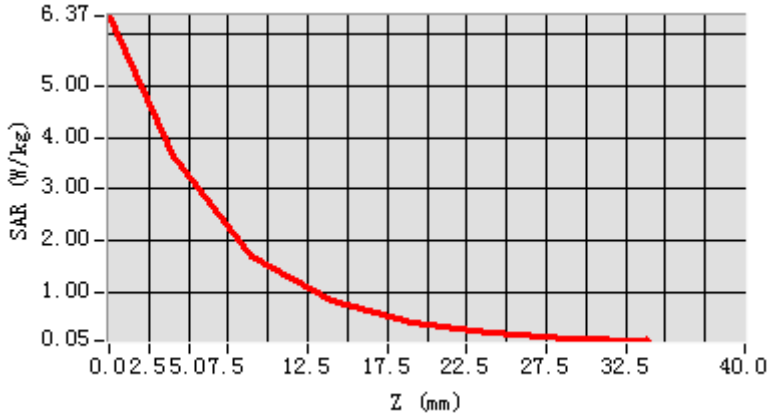

3D screen shot	Hot spot position
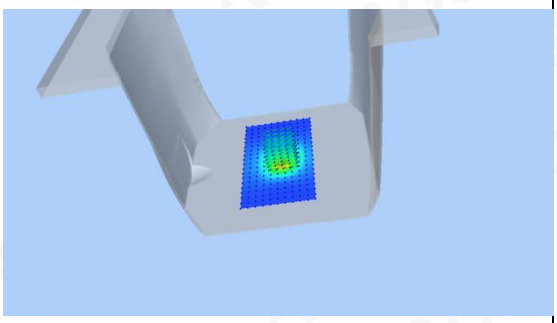	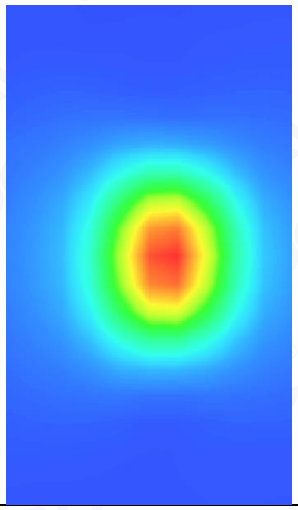

Any report having not been signed by authorized approver, or having been altered without authorization, or having not been stamped by the "Dedicated Testing/Inspection Stamp" is deemed to be invalid. Copying or excerpting portion of, or altering the content of the report is not permitted without the written authorization of AGC. The test results presented in the report apply only to the tested sample. Any objections to report issued by AGC should be submitted to AGC within 15days after the issuance of the test report. Further enquiry of validity or verification of the test report should be addressed to AGC by agc@agc-cert.com.

Attestation of Global Compliance(Shenzhen)Co., Ltd
Attestation of Global Compliance(Shenzhen)Std & Tech Co., Ltd
Tel: +86-755 2523 4088 E-mail: agc@agc-cert.com Web: http://cn.agc-cert.com/

Test Laboratory: AGC Lab **Date: Mar. 30,2021**
System Check Head 2600MHz
DUT: Dipole 2600 MHz; Type: SID 2600
Communication System: CW; Communication System Band: D2600 (2600.0 MHz); Duty Cycle: 1:1; Conv.F=3.81
Frequency:2600 MHz; Medium parameters used: f = 2600 MHz; σ=1.97 mho/m; εr =38.63; ρ= 1000 kg/m³ ;
Phantom section: Flat Section; Input Power=18dBm
Ambient temperature (℃): 21.2, Liquid temperature (℃): 21.0

SATIMO Configuration:

- Probe: SSE5; Calibrated: Jun. 24,2020; Serial No.: SN 24/20 EP336
- Sensor-Surface: 4mm (Mechanical Surface Detection)
- Phantom: SAM twin phantom
- Measurement SW: OpenSAR V4_02_35

Configuration/System Check 2600 Head/Area Scan: Measurement grid: dx=8mm,dy=8mm
Configuration/System Check 2600 Head/Zoom Scan: Measurement grid: dx=8mm,dy=8mm, dz=5mm

SURFACE SAR	VOLUME SAR
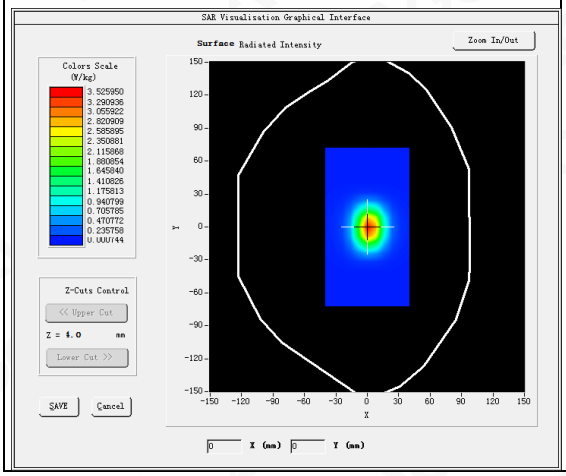	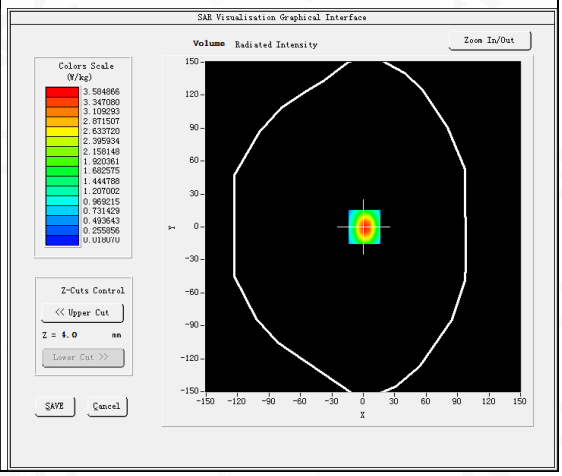

Maximum location: X=1.00, Y=0.00
SAR Peak: 6.20 W/kg

SAR 10g (W/Kg)	1.482398
SAR 1g (W/Kg)	3.311274

Any report having not been signed by authorized approver, or having been altered without authorization, or having not been stamped by the "Dedicated Testing/Inspection Stamp" is deemed to be invalid. Copying or excerpting portion of, or altering the content of the report is not permitted without the written authorization of AGC. The test results presented in the report apply only to the tested sample. Any objections to report issued by AGC should be submitted to AGC within 15days after the issuance of the test report. Further enquiry of validity or verification of the test report should be addressed to AGC by agc@agc-cert.com.

Z (mm)	0.00	4.00	9.00	14.00	19.00	24.00	29.00
SAR (W/Kg)	6.2267	3.5825	1.6784	0.8136	0.3962	0.1975	0.0988

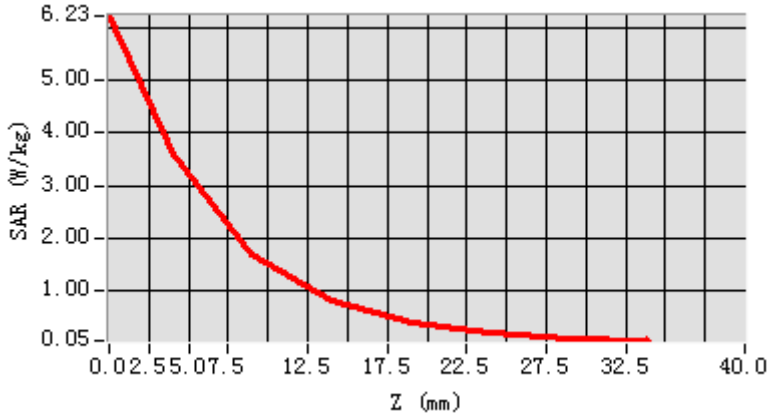

3D screen shot	Hot spot position
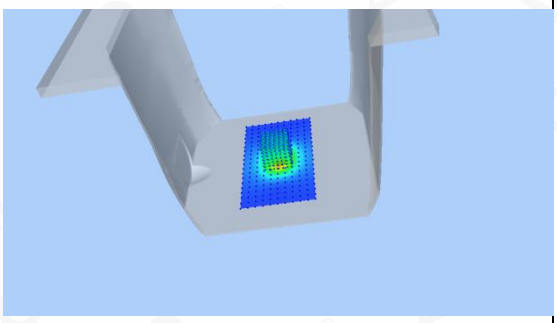	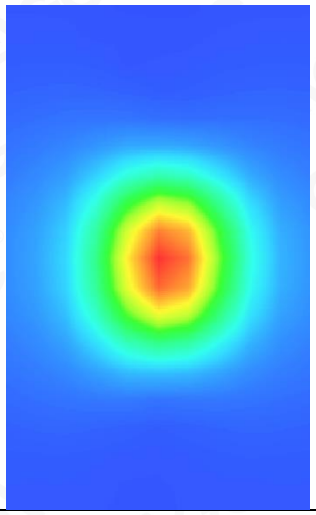

Any report having not been signed by authorized approver, or having been altered without authorization, or having not been stamped by the "Dedicated Testing/Inspection Stamp" is deemed to be invalid. Copying or excerpting portion of, or altering the content of the report is not permitted without the written authorization of AGC. The test results presented in the report apply only to the tested sample. Any objections to report issued by AGC should be submitted to AGC within 15days after the issuance of the test report. Further enquiry of validity or verification of the test report should be addressed to AGC by agc@agc-cert.com.

APPENDIX B. SAR MEASUREMENT DATA

Test Laboratory: AGC Lab **Date: Mar. 24,2021**
GSM 850 Mid- Touch-Right <SIM 1>
DUT: Feature phone; Type: M6

Communication System: Generic GSM; Communication System Band: GSM 850; Duty Cycle: 1:8.3; Conv.F=5.26; Frequency: 836.6 MHz; Medium parameters used: f = 835 MHz; σ= 0.94 mho/m; εr = 40.08; ρ= 1000 kg/m³ ;
Phantom section: Right Section
Ambient temperature (℃): 22.0, Liquid temperature (℃): 21.8

SATIMO Configuration:

- Probe: SSE5; Calibrated: Jun. 24,2020; Serial No.: SN 24/20 EP336
- Sensor-Surface: 4mm (Mechanical Surface Detection)
- Phantom: SAM twin phantom
- Measurement SW: OpenSAR V4_02_35

Configuration/GSM 850 Mid-Touch-Right/Area Scan: Measurement grid: dx=8mm, dy=8mm
Configuration/GSM 850 Mid-Touch-Right/Zoom Scan: Measurement grid: dx=8mm,dy=8mm, dz=5mm;

Area Scan	dx=8mm dy=8mm, h= 5.00 mm
ZoomScan	5x5x7,dx=8mm dy=8mm dz=5mm,Complete
Phantom	Right head
Device Position	Cheek
Band	GSM 850
Channels	Middle
Signal	TDMA (Crest factor: 8.0)

SURFACE SAR	VOLUME SAR
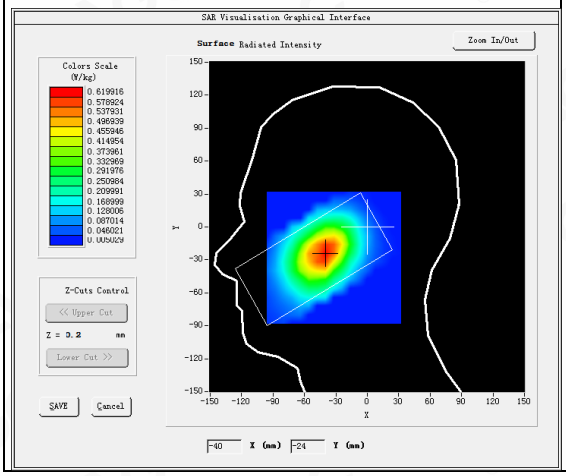	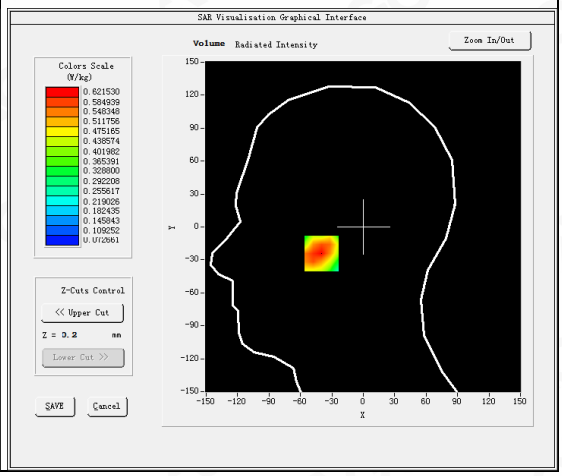

Maximum location: X=-40.00, Y=-24.00
SAR Peak: 0.77 W/kg

SAR 10g (W/Kg)	0.422002
SAR 1g (W/Kg)	0.591365

Any report having not been signed by authorized approver, or having been altered without authorization, or having not been stamped by the "Dedicated Testing/Inspection Stamp" is deemed to be invalid. Copying or excerpting portion of, or altering the content of the report is not permitted without the written authorization of AGC. The test results presented in the report apply only to the tested sample. Any objections to report issued by AGC should be submitted to AGC within 15days after the issuance of the test report. Further enquiry of validity or verification of the test report should be addressed to AGC by agc@agc-cert.com.

Z (mm)	0.00	4.00	9.00	14.00	19.00	24.00	29.00
SAR (W/Kg)	0.7392	0.6215	0.4813	0.3846	0.2862	0.2066	0.1708

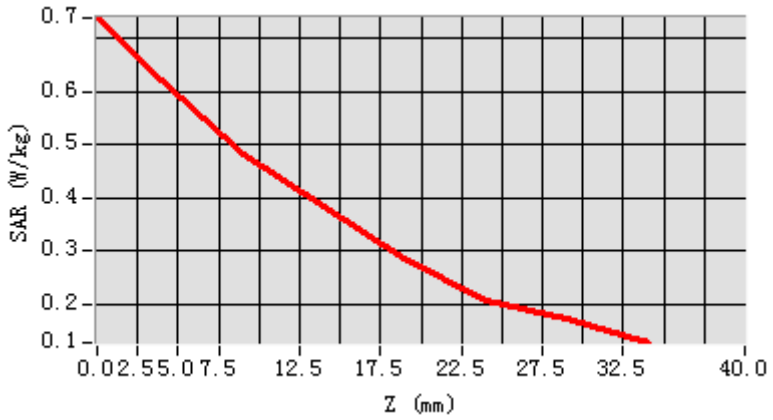

3D screen shot	Hot spot position
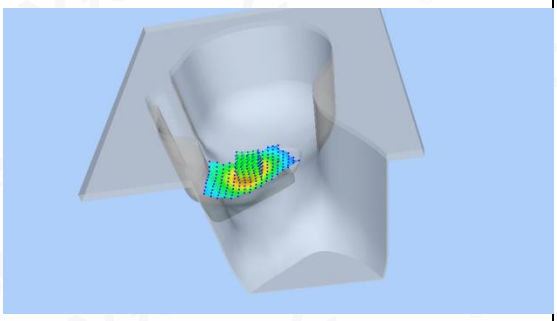	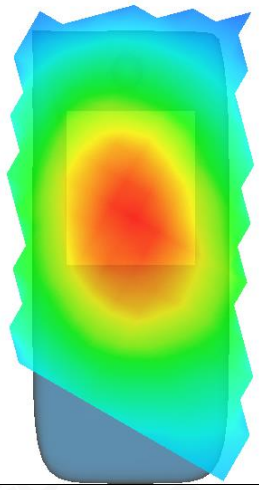

Any report having not been signed by authorized approver, or having been altered without authorization, or having not been stamped by the "Dedicated Testing/Inspection Stamp" is deemed to be invalid. Copying or excerpting portion of, or altering the content of the report is not permitted without the written authorization of AGC. The test results presented in the report apply only to the tested sample. Any objections to report issued by AGC should be submitted to AGC within 15days after the issuance of the test report. Further enquiry of validity or verification of the test report should be addressed to AGC by agc@agc-cert.com.

Test Laboratory: AGC Lab **Date: Mar. 24,2021**
GSM 850 Mid- Body- Back (MS)<SIM 1>
DUT: Feature phone; Type: M6

Communication System: Generic GSM; Communication System Band: GSM 850; Duty Cycle: 1:8.3; Conv.F=5.26; Frequency: 836.6 MHz; Medium parameters used: f = 835 MHz; σ= 0.94 mho/m; εr = 40.08; ρ= 1000 kg/m³ ;
Phantom section: Flat Section
Ambient temperature (℃): 22.0, Liquid temperature (℃): 21.8

SATIMO Configuration:

- Probe: SSE5; Calibrated: Jun. 24,2020; Serial No.: SN 24/20 EP336
- Sensor-Surface: 4mm (Mechanical Surface Detection)
- Phantom: SAM twin phantom
- Measurement SW: OpenSAR V4_02_35

Configuration/GSM 850 Mid-Body-Back/Area Scan: Measurement grid: dx=8mm, dy=8mm
Configuration/GSM 850 Mid-Body-Back/Zoom Scan: Measurement grid: dx=8mm,dy=8mm, dz=5mm;

Area Scan	surf_sam_plan.txt, h= 5.00 mm
ZoomScan	5x5x7,dx=8mm dy=8mm dz=5mm,Complete
Phantom	Validation plane
Device Position	Body Back
Band	GSM 850
Channels	Middle
Signal	TDMA (Crest factor: 8.0)

SURFACE SAR	VOLUME SAR
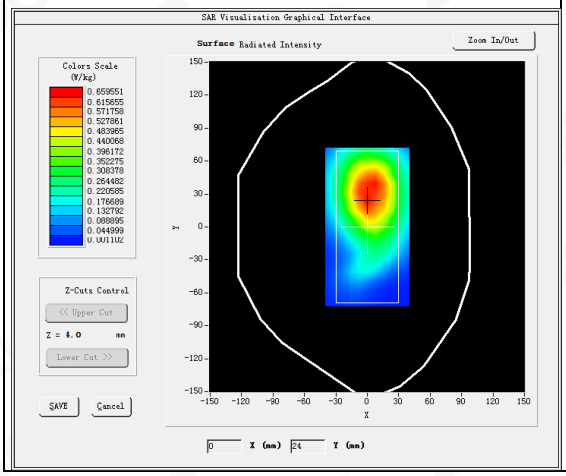	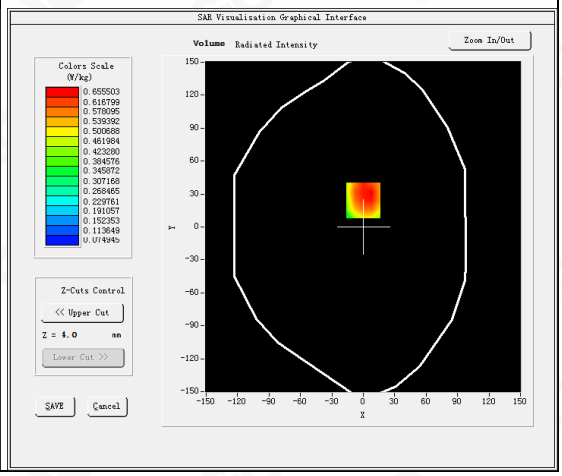

Maximum location: X=0.00, Y=24.00
SAR Peak: 0.90 W/kg

SAR 10g (W/Kg)	0.459503
SAR 1g (W/Kg)	0.639544

Any report having not been signed by authorized approver, or having been altered without authorization, or having not been stamped by the "Dedicated Testing/Inspection Stamp" is deemed to be invalid. Copying or excerpting portion of, or altering the content of the report is not permitted without the written authorization of AGC. The test results presented in the report apply only to the tested sample. Any objections to report issued by AGC should be submitted to AGC within 15days after the issuance of the test report. Further enquiry of validity or verification of the test report should be addressed to AGC by agc@agc-cert.com.

Z (mm)	0.00	4.00	9.00	14.00	19.00	24.00	29.00
SAR (W/Kg)	1.0766	0.6555	0.3913	0.3710	0.2456	0.2288	0.1393

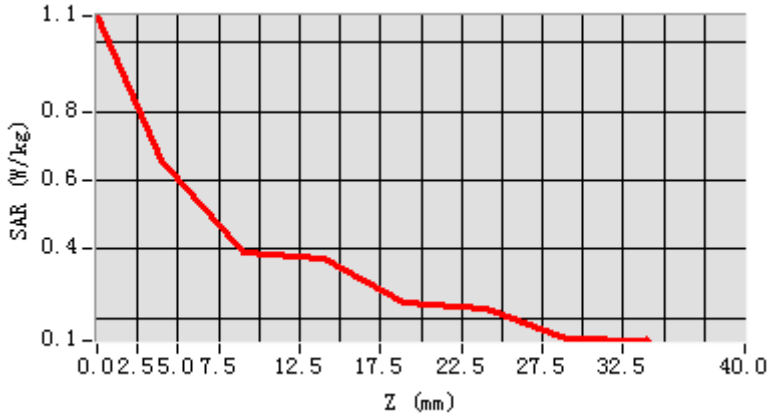

3D screen shot	Hot spot position
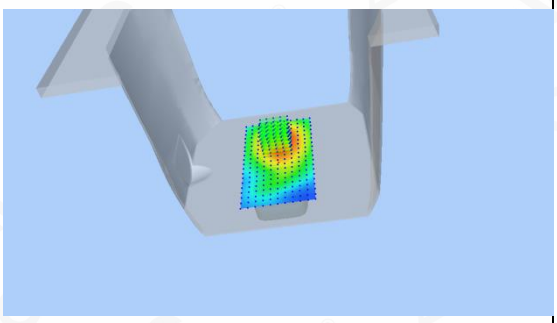	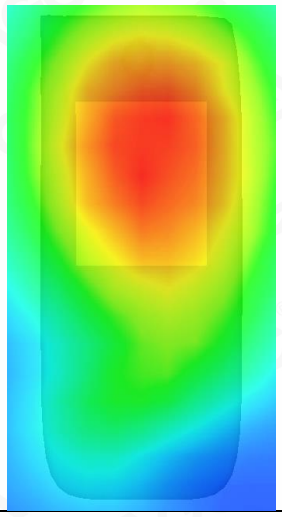

Any report having not been signed by authorized approver, or having been altered without authorization, or having not been stamped by the "Dedicated Testing/Inspection Stamp" is deemed to be invalid. Copying or excerpting portion of, or altering the content of the report is not permitted without the written authorization of AGC. The test results presented in the report apply only to the tested sample. Any objections to report issued by AGC should be submitted to AGC within 15days after the issuance of the test report. Further enquiry of validity or verification of the test report should be addressed to AGC by agc@agc-cert.com.

Attestation of Global Compliance(Shenzhen)Co., Ltd
Attestation of Global Compliance(Shenzhen)Std & Tech Co., Ltd
Tel: +86-755 2523 4088 E-mail: agc@agc-cert.com Web: http://cn.agc-cert.com/

Test Laboratory: AGC Lab **Date: Mar. 24,2021**
GPRS 850 Mid- Body- Back (3up)
DUT: Feature phone; Type: M6

Communication System: GPRS-3 Slot; Communication System Band: GSM 850; Duty Cycle: 1:2.7; Conv.F=5.26; Frequency: 836.6 MHz; Medium parameters used: f = 835 MHz; σ= 0.94 mho/m; εr = 40.08; ρ= 1000 kg/m³ ;
Phantom section: Flat Section
Ambient temperature (℃): 22.0, Liquid temperature (℃): 21.8

SATIMO Configuration:

- Probe: SSE5; Calibrated: Jun. 24,2020; Serial No.: SN 24/20 EP336
- Sensor-Surface: 4mm (Mechanical Surface Detection)
- Phantom: SAM twin phantom
- Measurement SW: OpenSAR V4_02_35

Configuration/GPRS 850 Mid-Body-Back/Area Scan: Measurement grid: dx=8mm, dy=8mm
Configuration/GPRS 850 Mid-Body-Back/Zoom Scan: Measurement grid: dx=8mm,dy=8mm, dz=5mm;

Area Scan	surf_sam_plan.txt, h= 5.00 mm
Zoom Scan	5x5x7,dx=8mm dy=8mm dz=5mm,Complete
Phantom	Validation plane
Device Position	Body Back
Band	GSM 850
Channels	Middle
Signal	TDMA (Crest factor: 2.7)

SURFACE SAR	VOLUME SAR
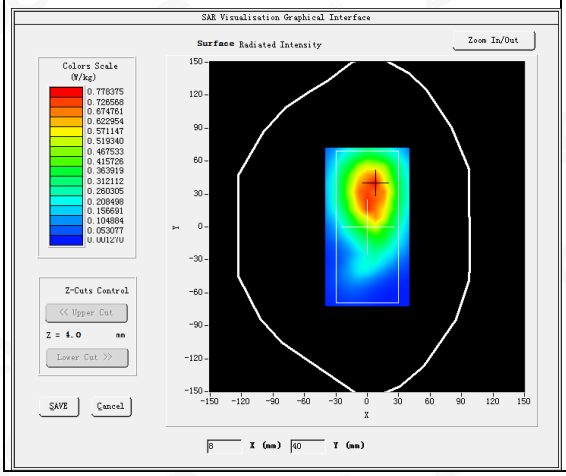	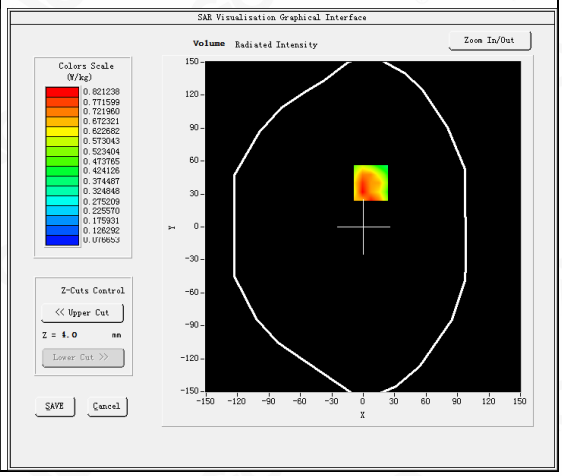

Maximum location: X=7.00, Y=40.00
SAR Peak: 1.16 W/kg

SAR 10g (W/Kg)	0.520459
SAR 1g (W/Kg)	0.749655

Any report having not been signed by authorized approver, or having been altered without authorization, or having not been stamped by the "Dedicated Testing/Inspection Stamp" is deemed to be invalid. Copying or excerpting portion of, or altering the content of the report is not permitted without the written authorization of AGC. The test results presented in the report apply only to the tested sample. Any objections to report issued by AGC should be submitted to AGC within 15days after the issuance of the test report. Further enquiry of validity or verification of the test report should be addressed to AGC by agc@agc-cert.com.

Z (mm)	0.00	4.00	9.00	14.00	19.00	24.00	29.00
SAR (W/Kg)	1.4551	0.8212	0.4223	0.4536	0.2577	0.2337	0.1399

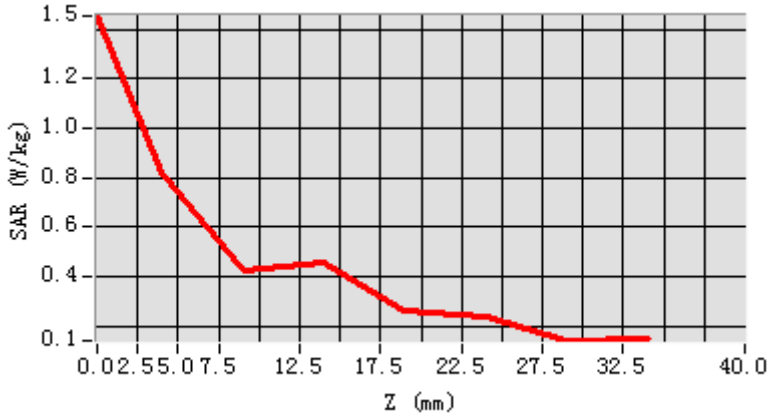

3D screen shot	Hot spot position
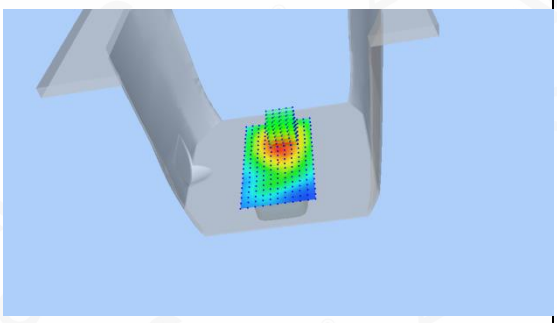	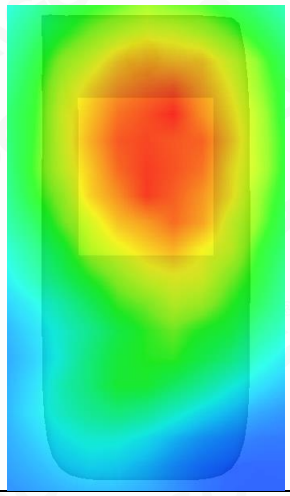

Any report having not been signed by authorized approver, or having been altered without authorization, or having not been stamped by the "Dedicated Testing/Inspection Stamp" is deemed to be invalid. Copying or excerpting portion of, or altering the content of the report is not permitted without the written authorization of AGC. The test results presented in the report apply only to the tested sample. Any objections to report issued by AGC should be submitted to AGC within 15days after the issuance of the test report. Further enquiry of validity or verification of the test report should be addressed to AGC by agc@agc-cert.com.

Attestation of Global Compliance(Shenzhen)Co., Ltd
Attestation of Global Compliance(Shenzhen)Std & Tech Co., Ltd
Tel: +86-755 2523 4088 E-mail: agc@agc-cert.com Web: http://cn.agc-cert.com/

Test Laboratory: AGC Lab **Date: Mar. 26,2021**
PCS 1900 Mid-Touch- Left <SIM 1>
DUT: Feature phone; Type: M6

Communication System: Generic GSM; Communication System Band: PCS 1900; Duty Cycle: 1:8.3; Conv.F=4.72; Frequency: 1880 MHz; Medium parameters used: f = 1900 MHz; σ= 1.38 mho/m; εr =41.36; ρ= 1000 kg/m³ ;
Phantom section: Left Section
Ambient temperature (℃): 21.1, Liquid temperature (℃): 20.9

SATIMO Configuration:

- Probe: SSE5; Calibrated: Jun. 24,2020; Serial No.: SN 24/20 EP336
- Sensor-Surface: 4mm (Mechanical Surface Detection)
- Phantom: SAM twin phantom
- Measurement SW: OpenSAR V4_02_35

Configuration/PCS1900 Mid-Touch-Left/Area Scan: Measurement grid: dx=8mm, dy=8mm
Configuration/PCS1900 Mid-Touch-Left/Zoom Scan: Measurement grid: dx=8mm,dy=8mm, dz=5mm;

Area Scan	dx=8mm dy=8mm, h= 5.00 mm
ZoomScan	5x5x7,dx=8mm dy=8mm dz=5mm,Complete
Phantom	Left head
Device Position	Cheek
Band	PCS 1900
Channels	Middle
Signal	TDMA (Crest factor: 8.0)

SURFACE SAR	VOLUME SAR
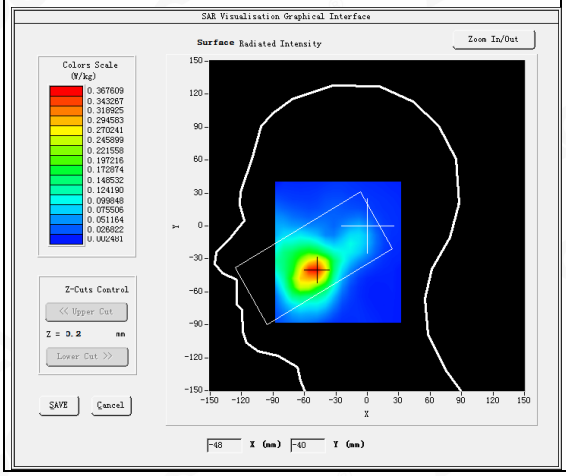	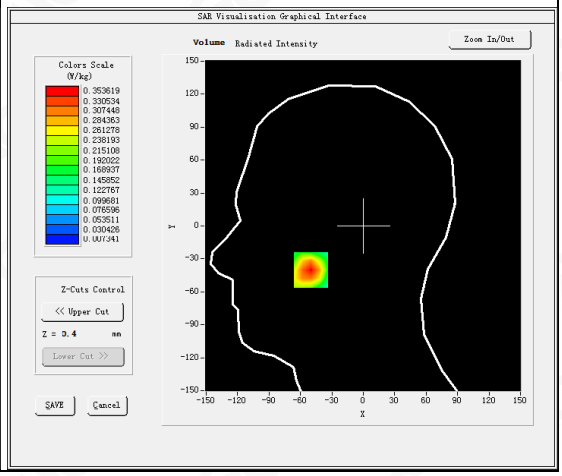

Maximum location: X=-50.00, Y=-40.00
SAR Peak: 0.50 W/kg

SAR 10g (W/Kg)	0.198937
SAR 1g (W/Kg)	0.335101

Any report having not been signed by authorized approver, or having been altered without authorization, or having not been stamped by the "Dedicated Testing/Inspection Stamp" is deemed to be invalid. Copying or excerpting portion of, or altering the content of the report is not permitted without the written authorization of AGC. The test results presented in the report apply only to the tested sample. Any objections to report issued by AGC should be submitted to AGC within 15days after the issuance of the test report. Further enquiry of validity or verification of the test report should be addressed to AGC by agc@agc-cert.com.

Z (mm)	0.00	4.00	9.00	14.00	19.00	24.00	29.00
SAR (W/Kg)	0.4958	0.3536	0.2312	0.1506	0.0999	0.0618	0.0393

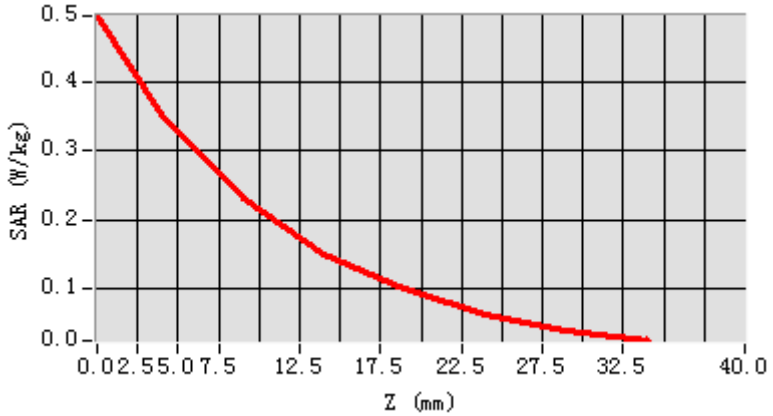

3D screen shot	Hot spot position
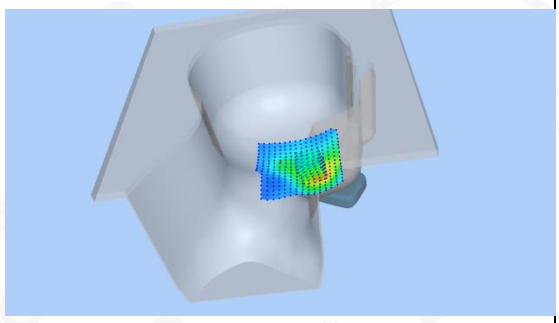	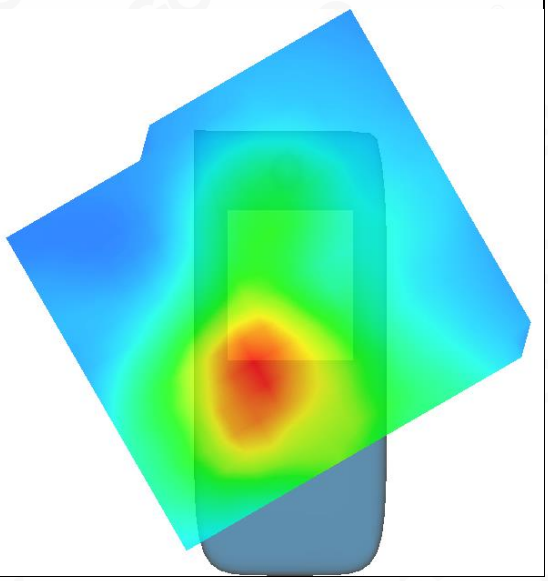

Any report having not been signed by authorized approver, or having been altered without authorization, or having not been stamped by the "Dedicated Testing/Inspection Stamp" is deemed to be invalid. Copying or excerpting portion of, or altering the content of the report is not permitted without the written authorization of AGC. The test results presented in the report apply only to the tested sample. Any objections to report issued by AGC should be submitted to AGC within 15days after the issuance of the test report. Further enquiry of validity or verification of the test report should be addressed to AGC by agc@agc-cert.com.

Test Laboratory: AGC Lab **Date: Mar. 26,2021**
PCS 1900 Mid-Body -Front (MS) <SIM 1>
DUT: Feature phone; Type: M6

Communication System: Generic GSM; Communication System Band: PCS 1900; Duty Cycle: 1:8.3; Conv.F=4.72; Frequency: 1880 MHz; Medium parameters used: f = 1900 MHz; σ= 1.38 mho/m; εr =41.36; ρ= 1000 kg/m³ ;
Phantom section: Flat Section
Ambient temperature (℃): 21.1, Liquid temperature (℃): 20.9

SATIMO Configuration:

- Probe: SSE5; Calibrated: Jun. 24,2020; Serial No.: SN 24/20 EP336
- Sensor-Surface: 4mm (Mechanical Surface Detection)
- Phantom: SAM twin phantom
- Measurement SW: OpenSAR V4_02_35

Configuration/PCS1900 Mid-Body- Front /Area Scan: Measurement grid: dx=8mm, dy=8mm
Configuration/PCS1900 Mid-Body- Front /Zoom Scan: Measurement grid: dx=8mm,dy=8mm, dz=5mm;

Area Scan	surf_sam_plan.txt, h= 5.00 mm
ZoomScan	5x5x7,dx=8mm dy=8mm dz=5mm,Complete
Phantom	Validation plane
Device Position	Body Front
Band	PCS 1900
Channels	Middle
Signal	TDMA (Crest factor: 8.0)

SURFACE SAR	VOLUME SAR
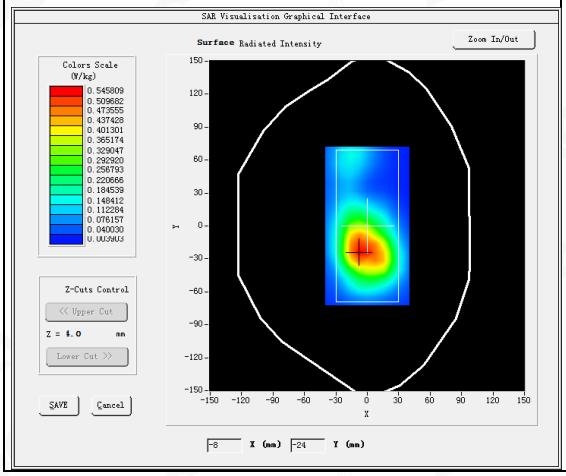	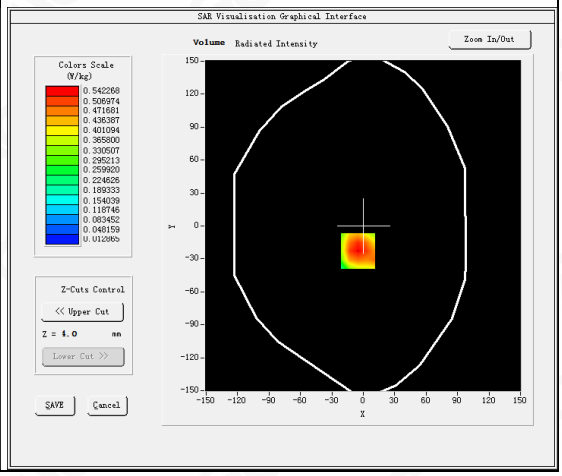

Maximum location: X=-5.00, Y=-23.00
SAR Peak: 0.81 W/kg

SAR 10g (W/Kg)	0.306424
SAR 1g (W/Kg)	0.524487

Any report having not been signed by authorized approver, or having been altered without authorization, or having not been stamped by the "Dedicated Testing/Inspection Stamp" is deemed to be invalid. Copying or excerpting portion of, or altering the content of the report is not permitted without the written authorization of AGC. The test results presented in the report apply only to the tested sample. Any objections to report issued by AGC should be submitted to AGC within 15days after the issuance of the test report. Further enquiry of validity or verification of the test report should be addressed to AGC by agc@agc-cert.com.

Z (mm)	0.00	4.00	9.00	14.00	19.00	24.00	29.00
SAR (W/Kg)	0.8097	0.5423	0.3220	0.2033	0.1189	0.0730	0.0441

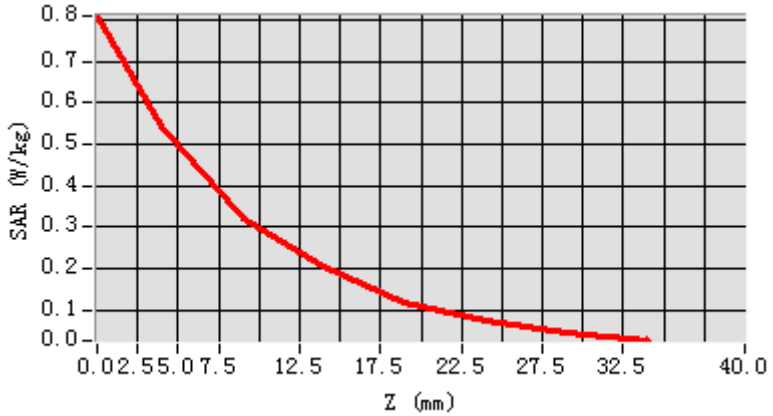

3D screen shot	Hot spot position
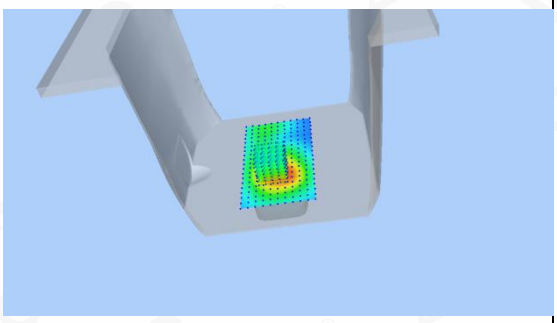	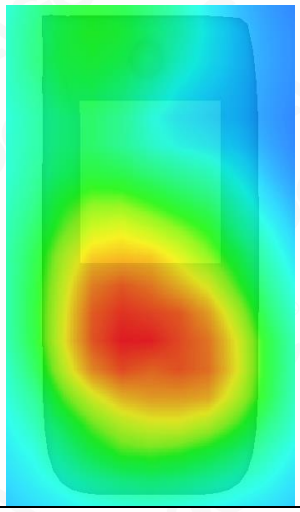

Any report having not been signed by authorized approver, or having been altered without authorization, or having not been stamped by the "Dedicated Testing/Inspection Stamp" is deemed to be invalid. Copying or excerpting portion of, or altering the content of the report is not permitted without the written authorization of AGC. The test results presented in the report apply only to the tested sample. Any objections to report issued by AGC should be submitted to AGC within 15days after the issuance of the test report. Further enquiry of validity or verification of the test report should be addressed to AGC by agc@agc-cert.com.

Test Laboratory: AGC Lab **Date: Mar. 26,2021**
GPRS 1900 Mid-Body-Front (3up)
DUT: Feature phone; Type: M6

Communication System: GPRS-3Slot; Communication System Band: PCS 1900; Duty Cycle: 1:2.7; Conv.F=4.72; Frequency: 1880 MHz; Medium parameters used: f = 1900 MHz; σ= 1.38 mho/m; εr =41.36; ρ= 1000 kg/m³ ;
Phantom section: Flat Section
Ambient temperature (℃): 21.1, Liquid temperature (℃): 20.9

SATIMO Configuration:

- Probe: SSE5; Calibrated: Jun. 24,2020; Serial No.: SN 24/20 EP336
- Sensor-Surface: 4mm (Mechanical Surface Detection)
- Phantom: SAM twin phantom
- Measurement SW: OpenSAR V4_02_35

Configuration/GPRS1900 Mid-Body-Front/Area Scan: Measurement grid: dx=8mm, dy=8mm
Configuration/GPRS1900 Mid-Body-Front/Zoom Scan: Measurement grid: dx=8mm,dy=8mm, dz=5mm;

Area Scan	surf_sam_plan.txt, h= 5.00 mm
Zoom Scan	5x5x7,dx=8mm dy=8mm dz=5mm,Complete
Phantom	Validation plane
Device Position	Body Front
Band	PCS 1900
Channels	Middle
Signal	TDMA (Crest factor: 2.7)

SURFACE SAR	VOLUME SAR
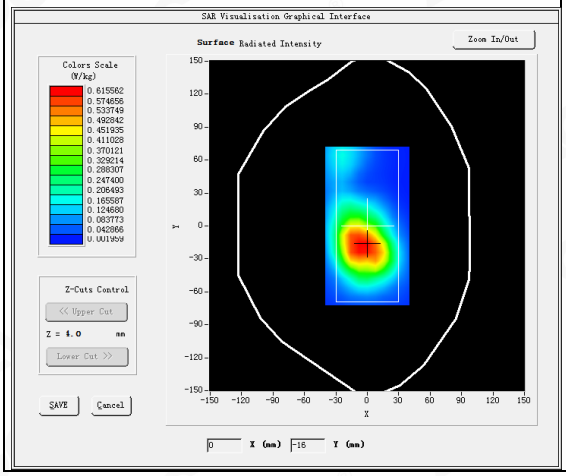	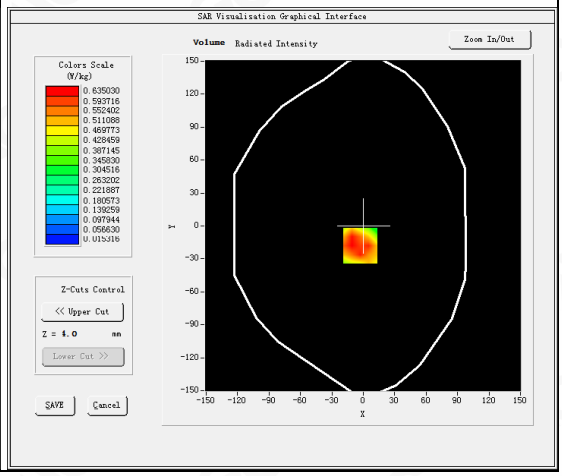

Maximum location: X=-3.00, Y=-18.00
SAR Peak: 1.02 W/kg

SAR 10g (W/Kg)	0.353101
SAR 1g (W/Kg)	0.603913

Any report having not been signed by authorized approver, or having been altered without authorization, or having not been stamped by the "Dedicated Testing/Inspection Stamp" is deemed to be invalid. Copying or excerpting portion of, or altering the content of the report is not permitted without the written authorization of AGC. The test results presented in the report apply only to the tested sample. Any objections to report issued by AGC should be submitted to AGC within 15days after the issuance of the test report. Further enquiry of validity or verification of the test report should be addressed to AGC by agc@agc-cert.com.

Z (mm)	0.00	4.00	9.00	14.00	19.00	24.00	29.00
SAR (W/Kg)	1.0777	0.6350	0.3167	0.2398	0.1173	0.0803	0.0415

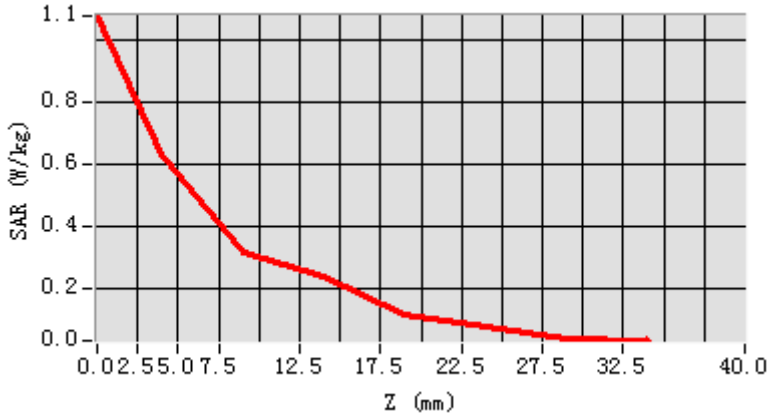

3D screen shot	Hot spot position
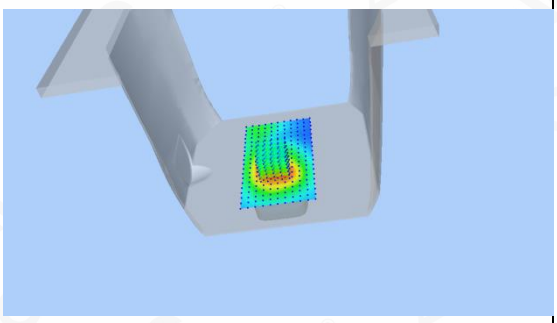	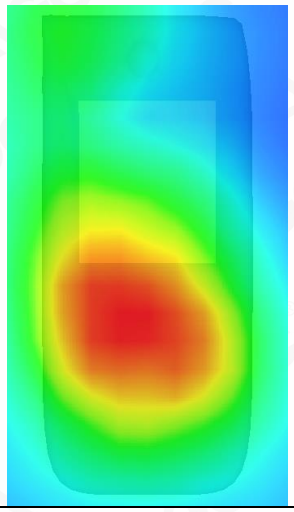

Any report having not been signed by authorized approver, or having been altered without authorization, or having not been stamped by the "Dedicated Testing/Inspection Stamp" is deemed to be invalid. Copying or excerpting portion of, or altering the content of the report is not permitted without the written authorization of AGC. The test results presented in the report apply only to the tested sample. Any objections to report issued by AGC should be submitted to AGC within 15days after the issuance of the test report. Further enquiry of validity or verification of the test report should be addressed to AGC by agc@agc-cert.com.

Test Laboratory: AGC Lab **Date: Mar. 26,2021**
WCDMA Band II Mid-Touch-Right (RMC)
DUT: Feature phone; Type: M6

Communication System: UMTS; Communication System Band: Band II UTRA/FDD ;Duty Cycle:1:1; Conv.F=4.72;
Frequency: 1880 MHz; Medium parameters used: f = 1900 MHz; σ= 1.38 mho/m; εr =41.36; ρ= 1000 kg/m³ ;
Phantom section: Right Section
Ambient temperature (℃): 21.1, Liquid temperature (℃): 20.9

SATIMO Configuration:

- Probe: SSE5; Calibrated: Jun. 24,2020; Serial No.: SN 24/20 EP336
- Sensor-Surface: 4mm (Mechanical Surface Detection)
- Phantom: SAM twin phantom
- Measurement SW: OpenSAR V4_02_35

Configuration/WCDMA band II Mid-Touch-Right/Area Scan: Measurement grid: dx=8mm, dy=8mm
Configuration/WCDMA band II Mid-Touch-Right/Zoom Scan: Measurement grid: dx=8mm,dy=8mm, dz=5mm;

Area Scan	dx=8mm dy=8mm, h= 5.00 mm
ZoomScan	5x5x7,dx=8mm dy=8mm dz=5mm,Complete
Phantom	Right head
Device Position	Cheek
Band	WCDMA band II
Channels	Middle
Signal	CDMA (Crest factor: 1.0)

SURFACE SAR	VOLUME SAR
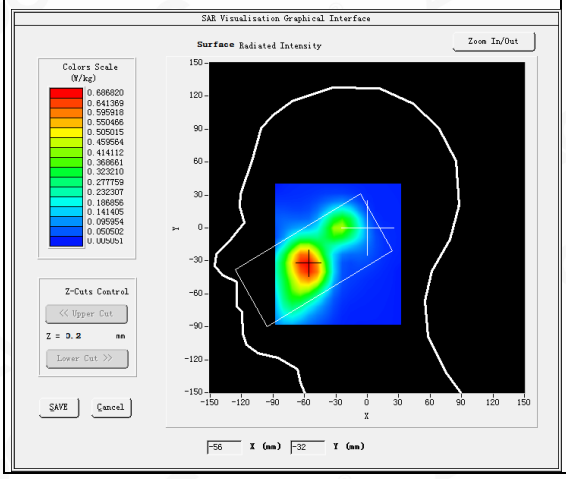	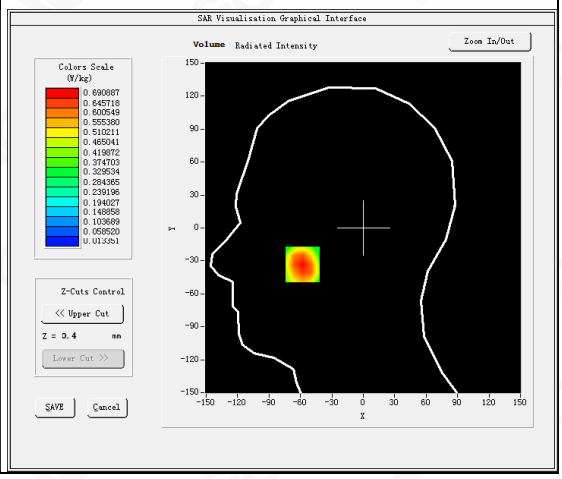

Maximum location: X=-58.00, Y=-33.00
SAR Peak: 0.98 W/kg

SAR 10g (W/Kg)	0.398307
SAR 1g (W/Kg)	0.659088

Any report having not been signed by authorized approver, or having been altered without authorization, or having not been stamped by the "Dedicated Testing/Inspection Stamp" is deemed to be invalid. Copying or excerpting portion of, or altering the content of the report is not permitted without the written authorization of AGC. The test results presented in the report apply only to the tested sample. Any objections to report issued by AGC should be submitted to AGC within 15days after the issuance of the test report. Further enquiry of validity or verification of the test report should be addressed to AGC by agc@agc-cert.com.

Z (mm)	0.00	4.00	9.00	14.00	19.00	24.00	29.00
SAR (W/Kg)	0.9659	0.6909	0.4489	0.2954	0.1903	0.1191	0.0767

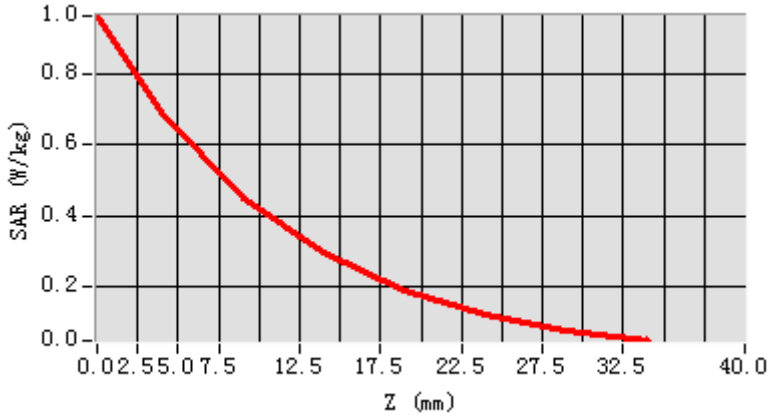

3D screen shot	Hot spot position
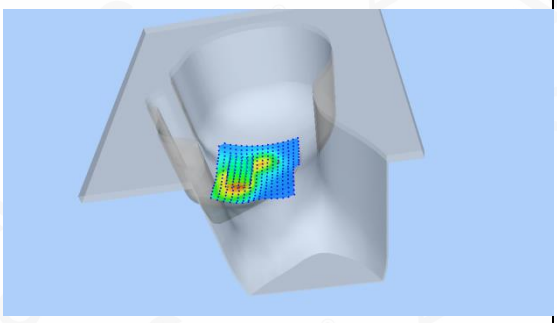	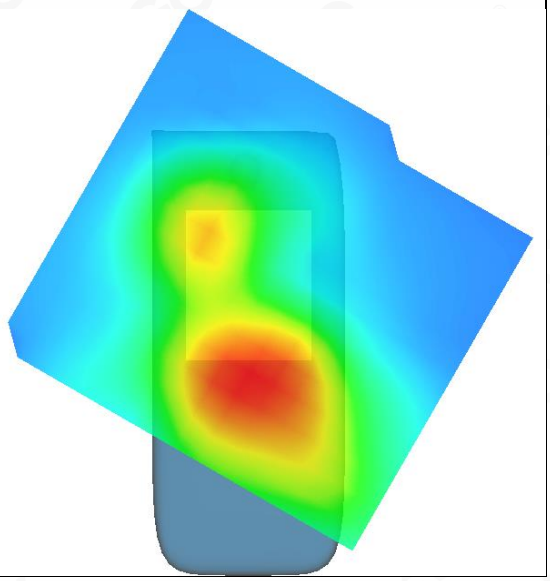

Any report having not been signed by authorized approver, or having been altered without authorization, or having not been stamped by the "Dedicated Testing/Inspection Stamp" is deemed to be invalid. Copying or excerpting portion of, or altering the content of the report is not permitted without the written authorization of AGC. The test results presented in the report apply only to the tested sample. Any objections to report issued by AGC should be submitted to AGC within 15days after the issuance of the test report. Further enquiry of validity or verification of the test report should be addressed to AGC by agc@agc-cert.com.

Attestation of Global Compliance(Shenzhen)Co., Ltd
Attestation of Global Compliance(Shenzhen)Std & Tech Co., Ltd
Tel: +86-755 2523 4088 E-mail: agc@agc-cert.com Web: http://cn.agc-cert.com/

Test Laboratory: AGC Lab **Date: Mar. 26,2021**
WCDMA Band II Low-Edge 3(RMC)
DUT: Feature phone; Type: M6

Communication System: UMTS; Communication System Band: Band II UTRA/FDD ;Duty Cycle:1:1; Conv.F=4.72
Frequency: 1852.4 MHz; Medium parameters used: f = 1900 MHz; σ=1.38 mho/m; εr =41.36; ρ= 1000 kg/m³ ;
Phantom section: Flat Section
Ambient temperature (℃): 21.1, Liquid temperature (℃): 20.9

SATIMO Configuration:

- Probe: SSE5; Calibrated: Jun. 24,2020; Serial No.: SN 24/20 EP336
- Sensor-Surface: 4mm (Mechanical Surface Detection)
- Phantom: SAM twin phantom
- Measurement SW: OpenSAR V4_02_35

Configuration/ WCDMA band II Low-Edge 3/Area Scan: Measurement grid: dx=8mm, dy=8mm
Configuration/ WCDMA band II Low-Edge 3/Zoom Scan: Measurement grid: dx=8mm,dy=8mm, dz=5mm;

Area Scan	surf_sam_plan.txt, h= 5.00 mm
Zoom Scan	5x5x7,dx=8mm dy=8mm dz=5mm,Complete
Phantom	Validation plane
Device Position	Edge 3
Band	WCDMA band II
Channels	Low
Signal	CDMA (Crest factor: 1.0)

SURFACE SAR	VOLUME SAR
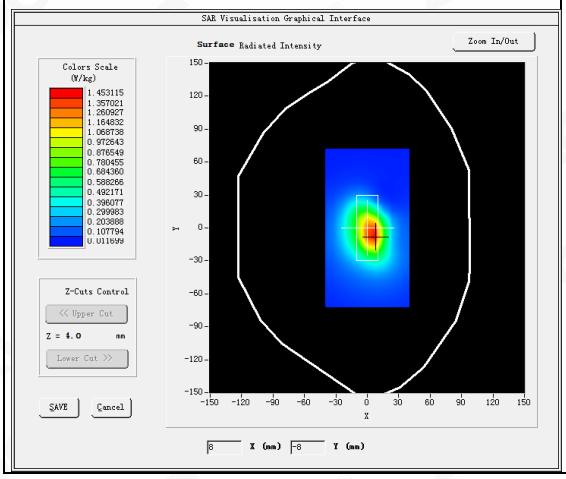	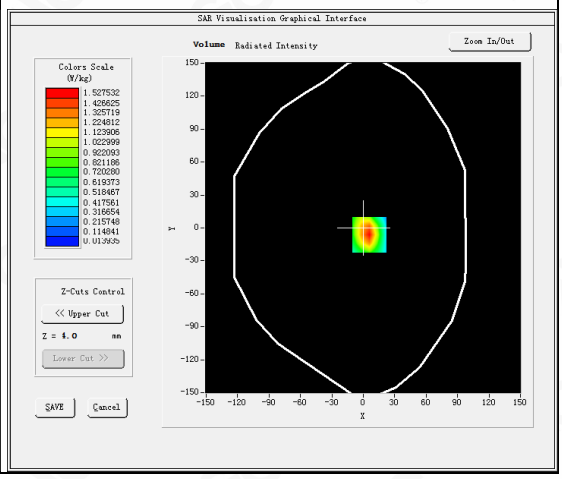

Maximum location: X=6.00, Y=-6.00
SAR Peak: 2.38 W/kg

SAR 10g (W/Kg)	0.728458
SAR 1g (W/Kg)	1.390319

Any report having not been signed by authorized approver, or having been altered without authorization, or having not been stamped by the "Dedicated Testing/Inspection Stamp" is deemed to be invalid. Copying or excerpting portion of, or altering the content of the report is not permitted without the written authorization of AGC. The test results presented in the report apply only to the tested sample. Any objections to report issued by AGC should be submitted to AGC within 15days after the issuance of the test report. Further enquiry of validity or verification of the test report should be addressed to AGC by agc@agc-cert.com.

Z (mm)	0.00	4.00	9.00	14.00	19.00	24.00	29.00
SAR (W/Kg)	2.3830	1.5275	0.8509	0.4863	0.2716	0.1520	0.0855

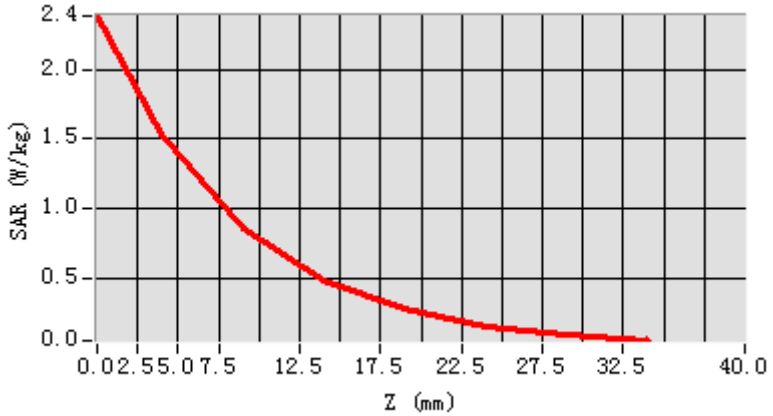

3D screen shot	Hot spot position
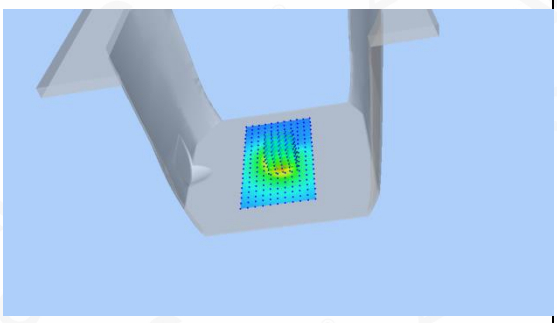	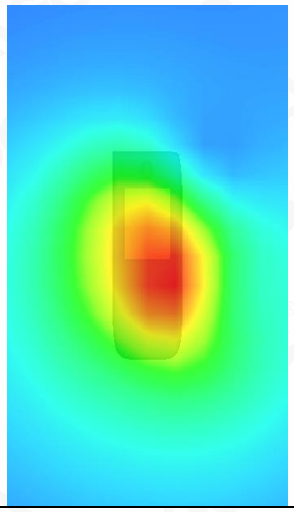

Any report having not been signed by authorized approver, or having been altered without authorization, or having not been stamped by the "Dedicated Testing/Inspection Stamp" is deemed to be invalid. Copying or excerpting portion of, or altering the content of the report is not permitted without the written authorization of AGC. The test results presented in the report apply only to the tested sample. Any objections to report issued by AGC should be submitted to AGC within 15days after the issuance of the test report. Further enquiry of validity or verification of the test report should be addressed to AGC by agc@agc-cert.com.

Attestation of Global Compliance(Shenzhen)Co., Ltd
Attestation of Global Compliance(Shenzhen)Std & Tech Co., Ltd
Tel: +86-755 2523 4088 E-mail: agc@agc-cert.com Web: http://cn.agc-cert.com/

Test Laboratory: AGC Lab **Date: Mar. 24,2021**

WCDMA Band Ⅴ Mid-Touch-Left (RMC)

DUT: Feature phone; Type: M6

Communication System: UMTS; Communication System Band: BAND V UTRA/FDD ; Duty Cycle:1: 1; Conv.F=5.26; Frequency: 836.4 MHz; Medium parameters used: f = 835MHz; σ=0.94 mho/m; εr =40.08; ρ= 1000 kg/m³ ;
Phantom section: Left Section
Ambient temperature (℃): 22.0, Liquid temperature (℃): 21.8

SATIMO Configuration:

- Probe: SSE5; Calibrated: Jun. 24,2020; Serial No.: SN 24/20 EP336
- Sensor-Surface: 4mm (Mechanical Surface Detection)
- Phantom: SAM twin phantom
- Measurement SW: OpenSAR V4_02_35

Configuration/ WCDMA Band V Mid-Touch-Left/Area Scan: Measurement grid: dx=8mm, dy=8mm
Configuration/ WCDMA Band V Mid-Touch-Left/Zoom Scan: Measurement grid: dx=8mm, dy=8mm, dz=5mm

Area Scan	dx=8mm dy=8mm, h= 5.00 mm
ZoomScan	5x5x7,dx=8mm dy=8mm dz=5mm,Complete
Phantom	Left head
Device Position	Cheek
Band	WCDMA Band V
Channels	Middle
Signal	CDMA (Crest factor: 1.0)

SURFACE SAR	VOLUME SAR
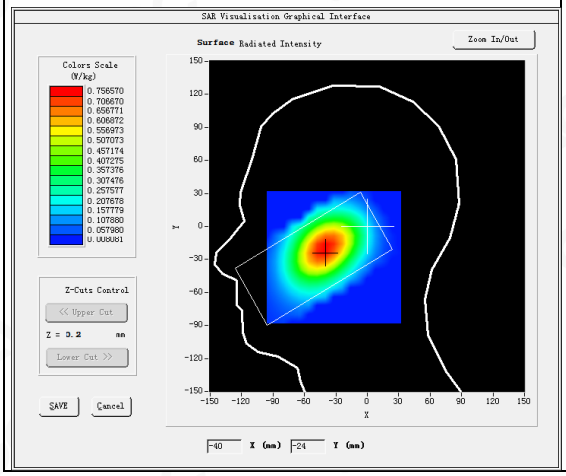	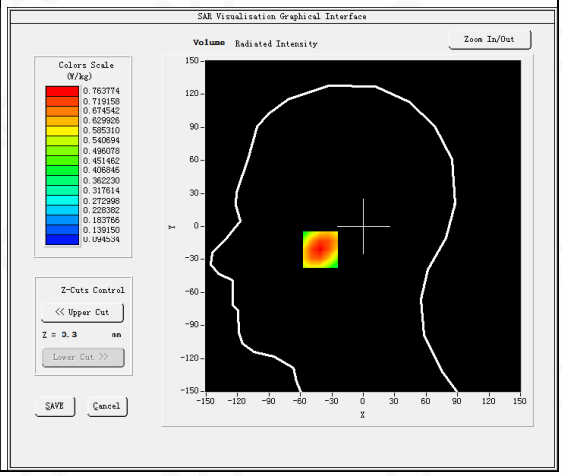

Maximum location: X=-41.00, Y=-21.00
SAR Peak: 0.92 W/kg

SAR 10g (W/Kg)	0.530628
SAR 1g (W/Kg)	0.734737

Any report having not been signed by authorized approver, or having been altered without authorization, or having not been stamped by the "Dedicated Testing/Inspection Stamp" is deemed to be invalid. Copying or excerpting portion of, or altering the content of the report is not permitted without the written authorization of AGC. The test results presented in the report apply only to the tested sample. Any objections to report issued by AGC should be submitted to AGC within 15days after the issuance of the test report. Further enquiry of validity or verification of the test report should be addressed to AGC by agc@agc-cert.com.

Z (mm)	0.00	4.00	9.00	14.00	19.00	24.00	29.00
SAR (W/Kg)	0.9153	0.7638	0.6015	0.4702	0.3605	0.2755	0.2112

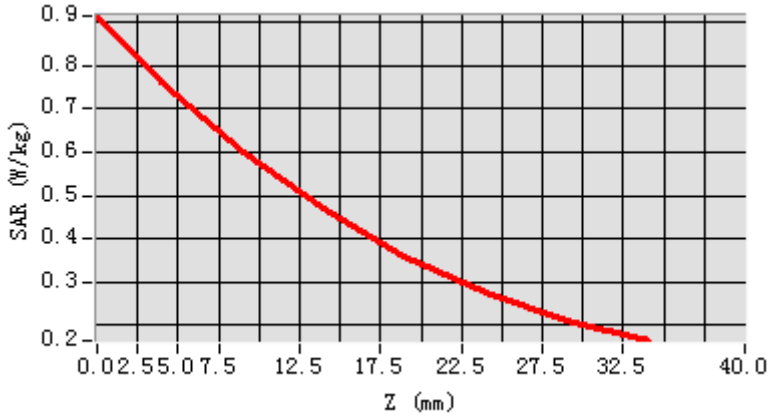

3D screen shot	Hot spot position
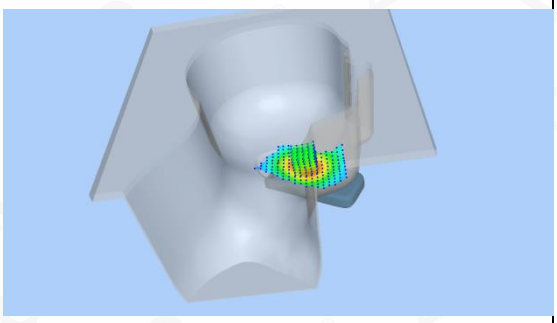	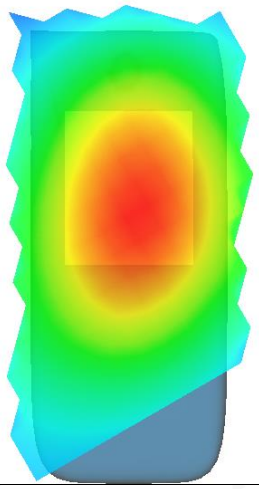

Any report having not been signed by authorized approver, or having been altered without authorization, or having not been stamped by the "Dedicated Testing/Inspection Stamp" is deemed to be invalid. Copying or excerpting portion of, or altering the content of the report is not permitted without the written authorization of AGC. The test results presented in the report apply only to the tested sample. Any objections to report issued by AGC should be submitted to AGC within 15days after the issuance of the test report. Further enquiry of validity or verification of the test report should be addressed to AGC by agc@agc-cert.com.

Test Laboratory: AGC Lab **Date: Mar. 24,2021**

WCDMA Band Ⅴ Mid-Body-Towards Grounds (RMC)

DUT: Feature phone; Type: M6

Communication System: UMTS; Communication System Band: BAND V UTRA/FDD; Duty Cycle:1: 1; Conv.F=5.26; Frequency: 836.4 MHz; Medium parameters used: f = 835MHz; σ= 0.94 mho/m; εr = 40.08; ρ= 1000 kg/m³ ;
Phantom section: Flat Section
Ambient temperature (℃): 22.0, Liquid temperature (℃): 21.8

SATIMO Configuration:

- Probe: SSE5; Calibrated: Jun. 24,2020; Serial No.: SN 24/20 EP336
- Sensor-Surface: 4mm (Mechanical Surface Detection)
- Phantom: SAM twin phantom
- Measurement SW: OpenSAR V4_02_35

Configuration/ WCDMA Band V Mid-Body-Back/Area Scan: Measurement grid: dx=8mm, dy=8mm
Configuration/ WCDMA Band V Mid-Body-Back/Zoom Scan: Measurement grid: dx=8mm,dy=8mm, dz=5mm;

Area Scan	surf_sam_plan.txt, h= 5.00 mm
ZoomScan	5x5x7,dx=8mm dy=8mm dz=5mm,Complete
Phantom	Validation plane
Device Position	Body Back
Band	WCDMA Band V
Channels	Middle
Signal	CDMA (Crest factor: 1.0)

SURFACE SAR	VOLUME SAR
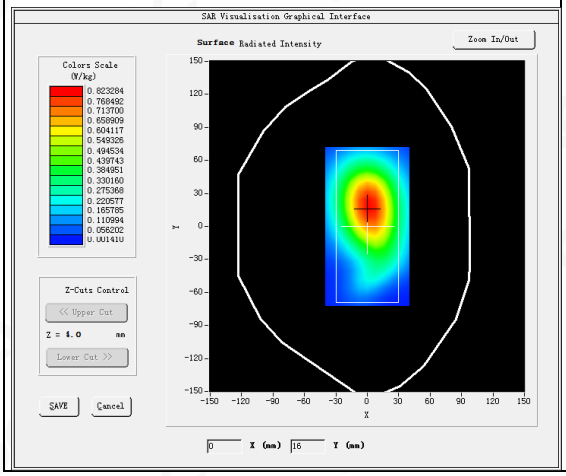	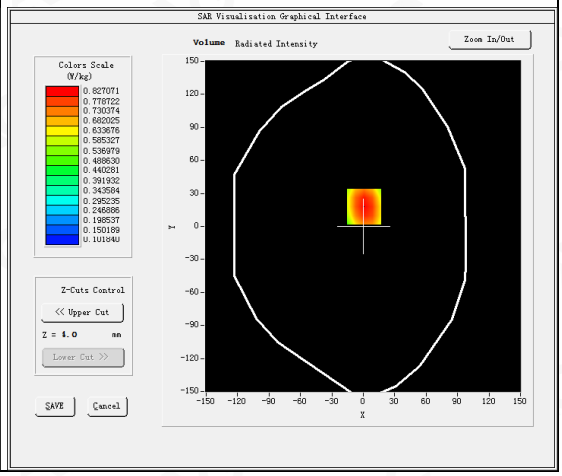

Maximum location: X=1.00, Y=18.00
SAR Peak: 1.04 W/kg

SAR 10g (W/Kg)	0.526356
SAR 1g (W/Kg)	0.747012

Any report having not been signed by authorized approver, or having been altered without authorization, or having not been stamped by the "Dedicated Testing/Inspection Stamp" is deemed to be invalid. Copying or excerpting portion of, or altering the content of the report is not permitted without the written authorization of AGC. The test results presented in the report apply only to the tested sample. Any objections to report issued by AGC should be submitted to AGC within 15days after the issuance of the test report. Further enquiry of validity or verification of the test report should be addressed to AGC by agc@agc-cert.com.

Z (mm)	0.00	4.00	9.00	14.00	19.00	24.00	29.00
SAR (W/Kg)	1.0388	0.8271	0.6213	0.4654	0.3501	0.2633	0.1972

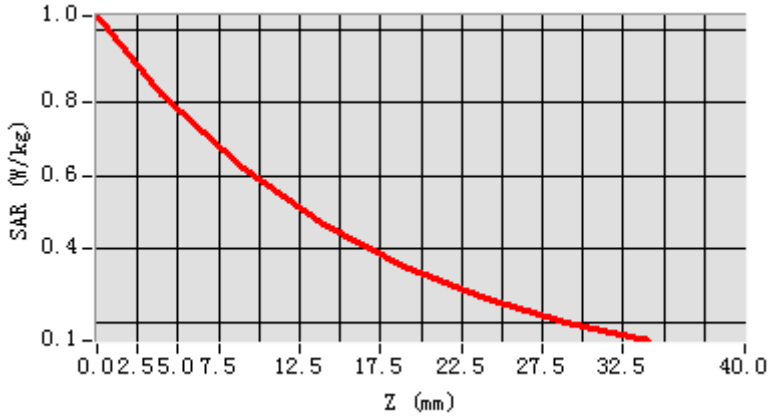

3D screen shot	Hot spot position
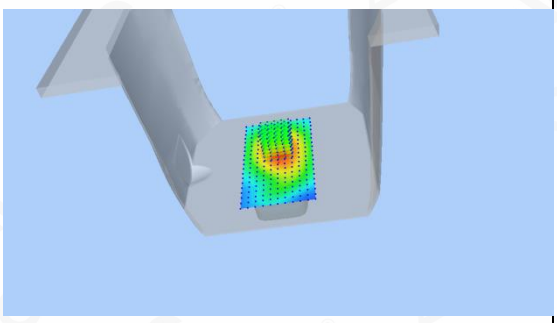	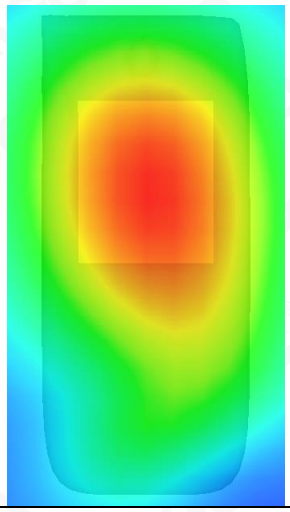

Any report having not been signed by authorized approver, or having been altered without authorization, or having not been stamped by the "Dedicated Testing/Inspection Stamp" is deemed to be invalid. Copying or excerpting portion of, or altering the content of the report is not permitted without the written authorization of AGC. The test results presented in the report apply only to the tested sample. Any objections to report issued by AGC should be submitted to AGC within 15days after the issuance of the test report. Further enquiry of validity or verification of the test report should be addressed to AGC by agc@agc-cert.com.

Test Laboratory: AGC Lab **Date: Mar. 29,2021**
LTE Band 5 Mid-Touch-Left (1 RB#0)
DUT: Feature phone; Type: M6

Communication System: LTE; Communication System Band: LTE Band 5; Duty Cycle:1:1; Conv.F=5.26
Frequency: 836.5 MHz; Medium parameters used: f = 835 MHz; σ=0.94 mho/m; εr =40.15; ρ= 1000 kg/m³ ;
Phantom section: Left Section
Ambient temperature (℃): 21.4, Liquid temperature (℃): 21.2

SATIMO Configuration:
Probe: SSE5; Calibrated: Jun. 24,2020; Serial No.: SN 24/20 EP336

- Sensor-Surface: 4mm (Mechanical Surface Detection)
- Phantom: SAM twin phantom
- Measurement SW: OpenSAR V4_02_35

Configuration/ LTE Band 5 Mid- Touch-Left /Area Scan: Measurement grid: dx=8mm, dy=8mm
Configuration/ LTE Band 5 Mid- Touch-Left /Zoom Scan: Measurement grid: dx=8mm,dy=8mm, dz=5mm;

Area Scan	dx=8mm dy=8mm, h= 5.00 mm
Zoom Scan	5x5x7,dx=8mm dy=8mm dz=5mm
Phantom	Left head
Device Position	Cheek
Band	LTE Band 5
Channels	Middle
Signal	OFDM (Crest factor: 1.0)

SURFACE SAR	VOLUME SAR
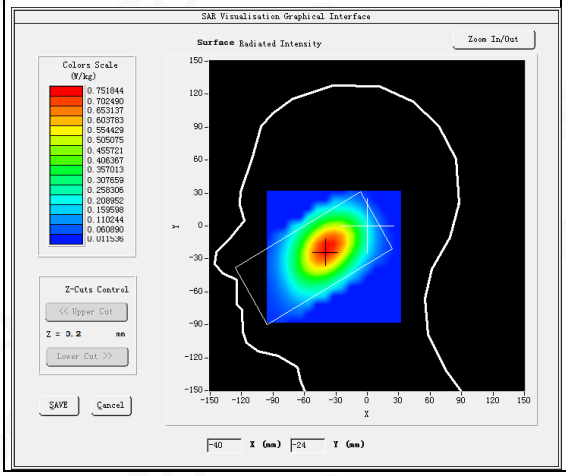	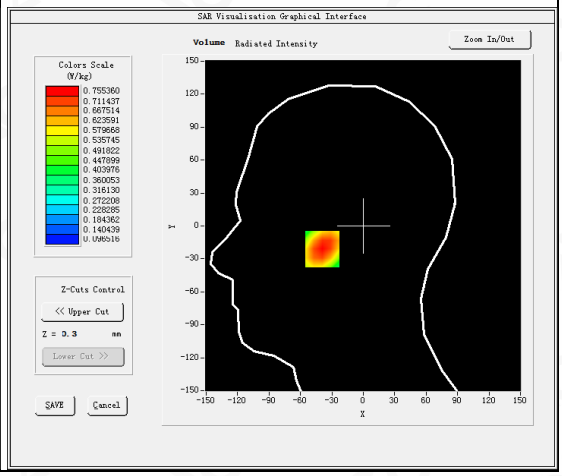

Maximum location: X=-39.00, Y=-21.00
SAR Peak: 0.91 W/kg

SAR 10g (W/Kg)	0.524999
SAR 1g (W/Kg)	0.723950

Any report having not been signed by authorized approver, or having been altered without authorization, or having not been stamped by the "Dedicated Testing/Inspection Stamp" is deemed to be invalid. Copying or excerpting portion of, or altering the content of the report is not permitted without the written authorization of AGC. The test results presented in the report apply only to the tested sample. Any objections to report issued by AGC should be submitted to AGC within 15days after the issuance of the test report. Further enquiry of validity or verification of the test report should be addressed to AGC by agc@agc-cert.com.

Z (mm)	0.00	4.00	9.00	14.00	19.00	24.00	29.00
SAR (W/Kg)	0.9009	0.7554	0.5957	0.4632	0.3549	0.2721	0.2089

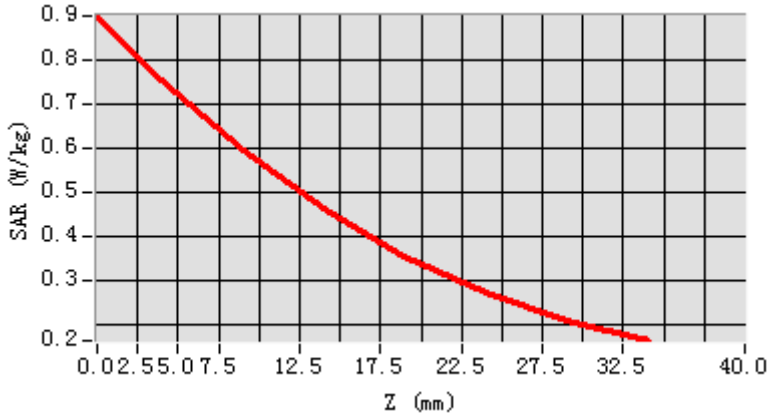

3D screen shot	Hot spot position
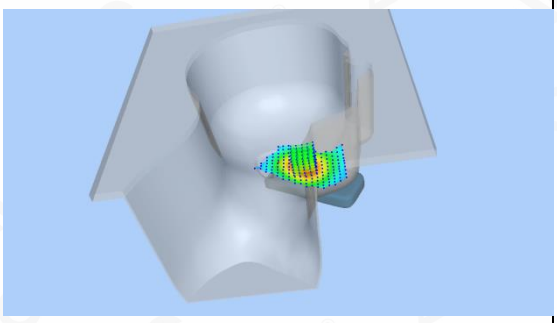	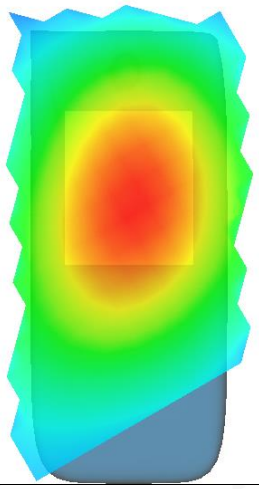

Any report having not been signed by authorized approver, or having been altered without authorization, or having not been stamped by the "Dedicated Testing/Inspection Stamp" is deemed to be invalid. Copying or excerpting portion of, or altering the content of the report is not permitted without the written authorization of AGC. The test results presented in the report apply only to the tested sample. Any objections to report issued by AGC should be submitted to AGC within 15days after the issuance of the test report. Further enquiry of validity or verification of the test report should be addressed to AGC by agc@agc-cert.com.

Test Laboratory: AGC Lab **Date: Mar. 29,2021**
LTE Band 5 Mid-Body-Back (1 RB#0)
DUT: Feature phone; Type: M6

Communication System: LTE; Communication System Band: LTE Band 5; Duty Cycle:1:1; Conv.F=5.26
Frequency:836.5 MHz; Medium parameters used: f = 835 MHz; σ=0.94mho/m; εr =40.15; ρ= 1000 kg/m³ ;
Phantom section: Flat Section
Ambient temperature (℃): 21.4, Liquid temperature (℃): 21.2

SATIMO Configuration:

- Probe: SSE5; Calibrated: Jun. 24,2020; Serial No.: SN 24/20 EP336
- Sensor-Surface: 4mm (Mechanical Surface Detection)
- Phantom: SAM twin phantom
- Measurement SW: OpenSAR V4_02_35

Configuration/ LTE Band 5 Mid-Body-back/Area Scan: Measurement grid: dx=8mm, dy=8mm
Configuration/ LTE Band 5 Mid-Body-back/Zoom Scan: Measurement grid: dx=8mm,dy=8mm, dz=5m;

Area Scan	surf_sam_plan.txt, h= 5.00 mm
Zoom Scan	5x5x7,dx=8mm dy=8mm dz=5mm
Phantom	Validation plane
Device Position	Body Back
Band	LTE Band 5
Channels	Middle
Signal	OFDM (Crest factor: 1.0)

SURFACE SAR	VOLUME SAR
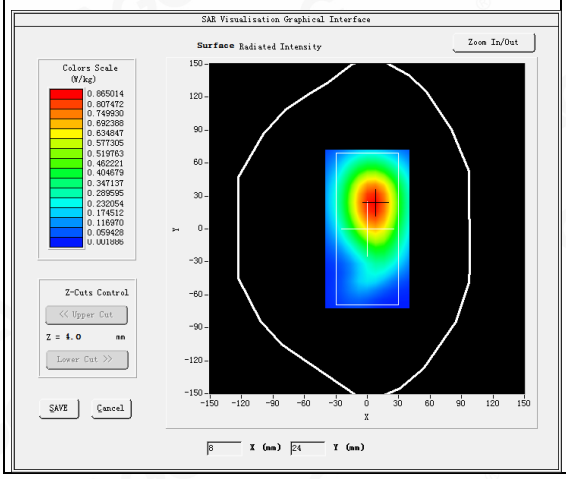	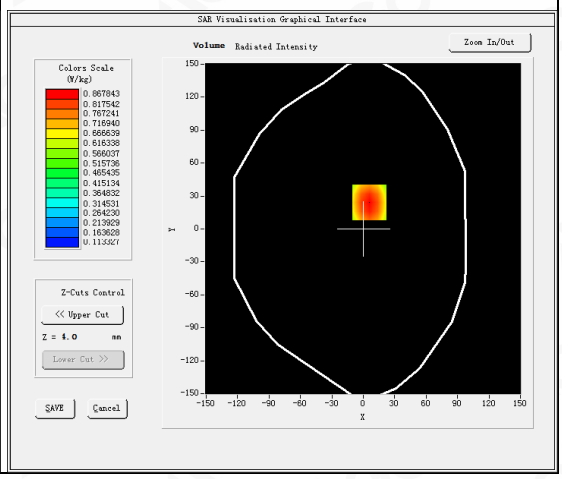

Maximum location: X=6.00, Y=24.00
SAR Peak: 1.09 W/kg

SAR 10g (W/Kg)	0.496963
SAR 1g (W/Kg)	0.737546

Any report having not been signed by authorized approver, or having been altered without authorization, or having not been stamped by the "Dedicated Testing/Inspection Stamp" is deemed to be invalid. Copying or excerpting portion of, or altering the content of the report is not permitted without the written authorization of AGC. The test results presented in the report apply only to the tested sample. Any objections to report issued by AGC should be submitted to AGC within 15days after the issuance of the test report. Further enquiry of validity or verification of the test report should be addressed to AGC by agc@agc-cert.com.

Z (mm)	0.00	4.00	9.00	14.00	19.00	24.00	29.00
SAR (W/Kg)	1.0927	0.8678	0.6517	0.4904	0.3712	0.2806	0.2124

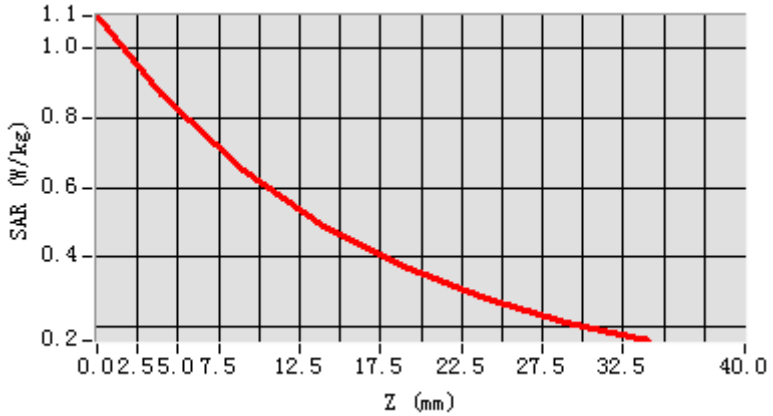

3D screen shot	Hot spot position
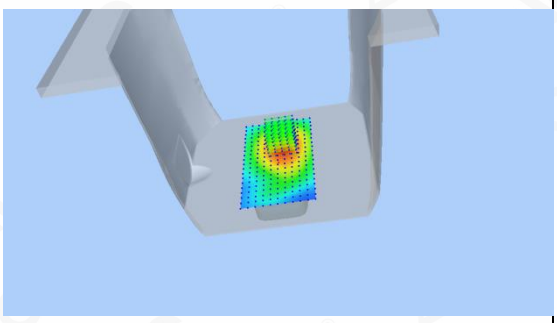	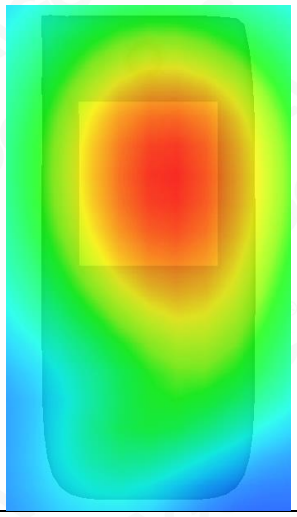

Any report having not been signed by authorized approver, or having been altered without authorization, or having not been stamped by the "Dedicated Testing/Inspection Stamp" is deemed to be invalid. Copying or excerpting portion of, or altering the content of the report is not permitted without the written authorization of AGC. The test results presented in the report apply only to the tested sample. Any objections to report issued by AGC should be submitted to AGC within 15days after the issuance of the test report. Further enquiry of validity or verification of the test report should be addressed to AGC by agc@agc-cert.com.

Attestation of Global Compliance(Shenzhen)Co., Ltd
Attestation of Global Compliance(Shenzhen)Std & Tech Co., Ltd
Tel: +86-755 2523 4088 E-mail: agc@agc-cert.com Web: http://cn.agc-cert.com/

Test Laboratory: AGC Lab **Date: Mar. 30,2021**
LTE Band 38 Mid-Touch-Right (1RB#0)
DUT: Feature phone; Type: M6

Communication System: LTE; Communication System Band: LTE Band 38; Duty Cycle:1:1.58; Conv.F=3.81
Frequency: 2595MHz; Medium parameters used: f =2600 MHz; σ=1.95 mho/m; εr =39.52; ρ= 1000 kg/m³ ;
Phantom section: Right Section
Ambient temperature (℃): 21.2, Liquid temperature (℃): 21.0

SATIMO Configuration:

- Probe: SSE5; Calibrated: Jun. 24,2020; Serial No.: SN 24/20 EP336
- Sensor-Surface: 4mm (Mechanical Surface Detection)
- Phantom: SAM twin phantom
- Measurement SW: OpenSAR V4_02_35

Configuration/ LTE BAND 38 Mid-Touch-Right/Area Scan: Measurement grid: dx=8mm, y=8mm
Configuration/ LTE BAND 38 Mid-Touch-Right/Zoom Scan: Measurement grid: dx=5mm, dy=5mm, dz=5mm

Area Scan	dx=8mm dy=8mm, h= 5.00 mm
ZoomScan	7x7x7,dx=5mm dy=5mm dz=5mm
Phantom	Right head
Device Position	Cheek
Band	LTE BAND 38
Channels	Middle
Signal	Crest factor: 1..58

SURFACE SAR	VOLUME SAR
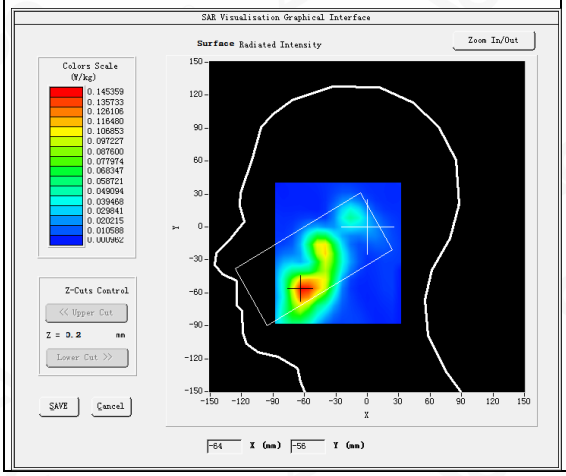	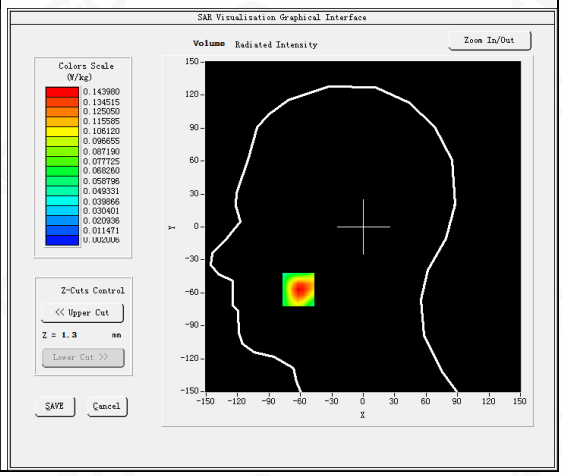

Maximum location: X=-62.00, Y=-57.00
SAR Peak: 0.23 W/kg

SAR 10g (W/Kg)	0.069354
SAR 1g (W/Kg)	0.135991

Any report having not been signed by authorized approver, or having been altered without authorization, or having not been stamped by the "Dedicated Testing/Inspection Stamp" is deemed to be invalid. Copying or excerpting portion of, or altering the content of the report is not permitted without the written authorization of AGC. The test results presented in the report apply only to the tested sample. Any objections to report issued by AGC should be submitted to AGC within 15days after the issuance of the test report. Further enquiry of validity or verification of the test report should be addressed to AGC by agc@agc-cert.com.

Z (mm)	0.00	4.00	9.00	14.00	19.00	24.00	29.00
SAR (W/Kg)	0.2321	0.1440	0.0759	0.0383	0.0205	0.0107	0.0060

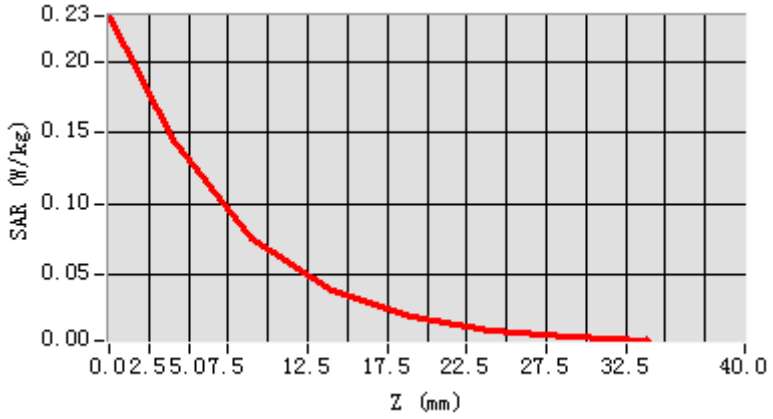

3D screen shot	Hot spot position
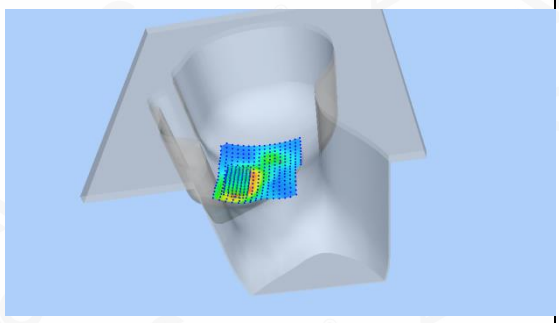	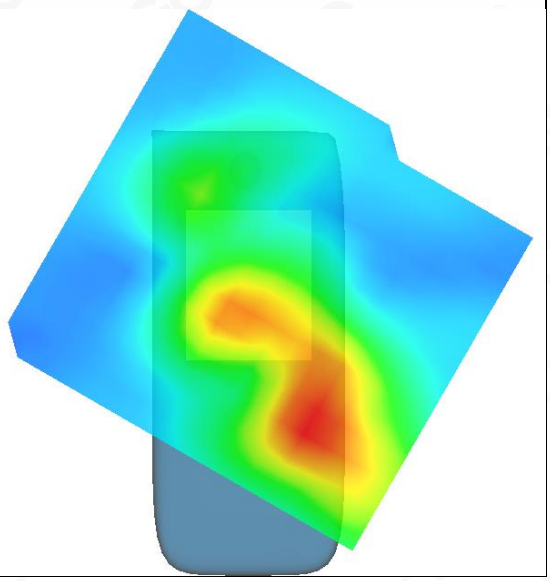

Any report having not been signed by authorized approver, or having been altered without authorization, or having not been stamped by the "Dedicated Testing/Inspection Stamp" is deemed to be invalid. Copying or excerpting portion of, or altering the content of the report is not permitted without the written authorization of AGC. The test results presented in the report apply only to the tested sample. Any objections to report issued by AGC should be submitted to AGC within 15days after the issuance of the test report. Further enquiry of validity or verification of the test report should be addressed to AGC by agc@agc-cert.com.

Attestation of Global Compliance(Shenzhen)Co., Ltd
Attestation of Global Compliance(Shenzhen)Std & Tech Co., Ltd
Tel: +86-755 2523 4088 E-mail: agc@agc-cert.com Web: http://cn.agc-cert.com/

Test Laboratory: AGC Lab **Date: Mar. 30,2021**
LTE Band 38 High-Body-Back (1RB#0)
DUT: Feature phone; Type: M6

Communication System: LTE; Communication System Band: LTE Band 38; Duty Cycle:1:1.58; Conv.F=3.81
Frequency: 2610MHz; Medium parameters used: f =2600 MHz; σ=1.95 mho/m; εr =39.52; ρ= 1000 kg/m³ ;
Phantom section: Flat Section
Ambient temperature (℃): 21.2, Liquid temperature (℃): 21.0

SATIMO Configuration:

- Probe: SSE5; Calibrated: Jun. 24,2020; Serial No.: SN 24/20 EP336
- Sensor-Surface: 4mm (Mechanical Surface Detection)
- Phantom: SAM twin phantom
- Measurement SW: OpenSAR V4_02_35

Configuration/ LTE BAND 38 High-Body-Back /Area Scan: Measurement grid: dx=10mm, y=10mm
Configuration/ LTE BAND 38 High-Body-Back /Zoom Scan: Measurement grid: dx=5mm, dy=5mm, dz=5mm

Area Scan	surf_sam_plan.txt, h= 5.00 mm
ZoomScan	7x7x7,dx=5mm dy=5mm dz=5mm
Phantom	Validation plane
Device Position	Body Back
Band	LTE BAND 38
Channels	High
Signal	Crest factor: 1.58

SURFACE SAR	VOLUME SAR
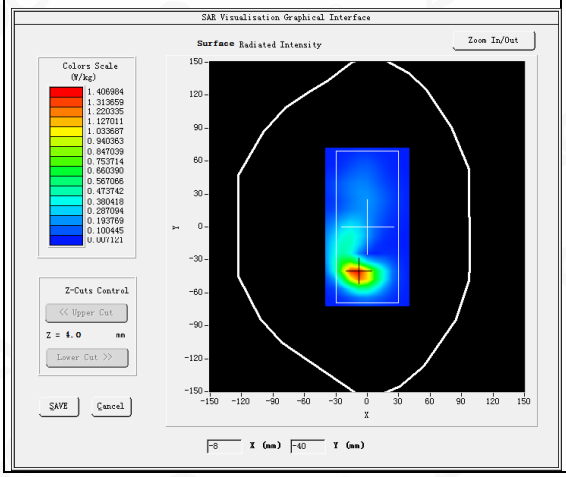	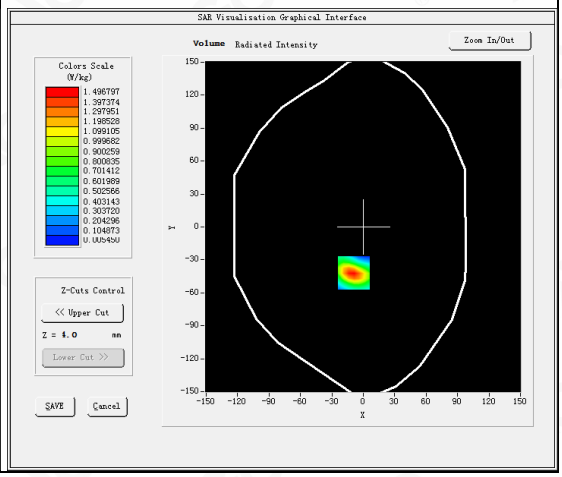

Maximum location: X=-9.00, Y=-42.00
SAR Peak: 2.59 W/kg

SAR 10g (W/Kg)	0.606380
SAR 1g (W/Kg)	1.368953

Any report having not been signed by authorized approver, or having been altered without authorization, or having not been stamped by the "Dedicated Testing/Inspection Stamp" is deemed to be invalid. Copying or excerpting portion of, or altering the content of the report is not permitted without the written authorization of AGC. The test results presented in the report apply only to the tested sample. Any objections to report issued by AGC should be submitted to AGC within 15days after the issuance of the test report. Further enquiry of validity or verification of the test report should be addressed to AGC by agc@agc-cert.com.

Attestation of Global Compliance(Shenzhen)Co., Ltd
Attestation of Global Compliance(Shenzhen)Std & Tech Co., Ltd
Tel: +86-755 2523 4088 E-mail: agc@agc-cert.com Web: http://cn.agc-cert.com/

Z (mm)	0.00	4.00	9.00	14.00	19.00	24.00	29.00
SAR (W/Kg)	2.6033	1.4968	0.6995	0.3536	0.1698	0.0813	0.0396

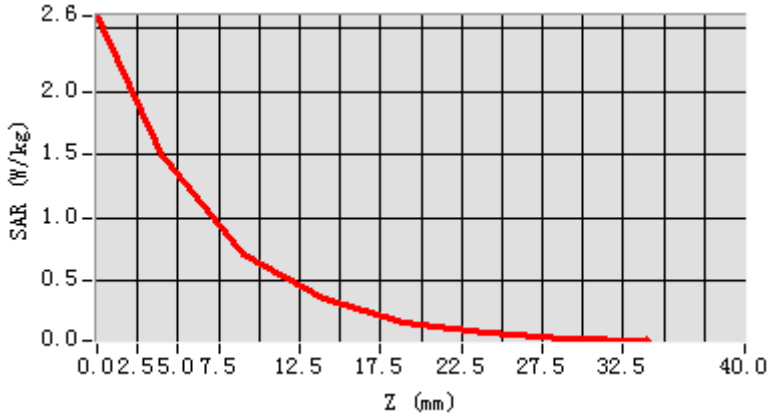

3D screen shot	Hot spot position
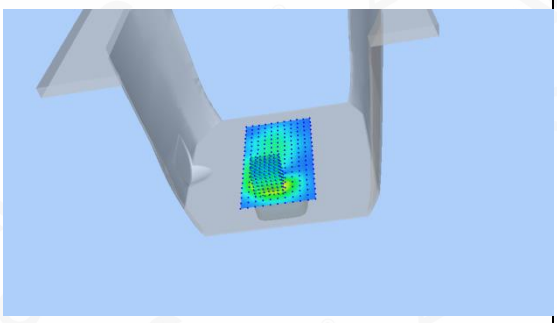	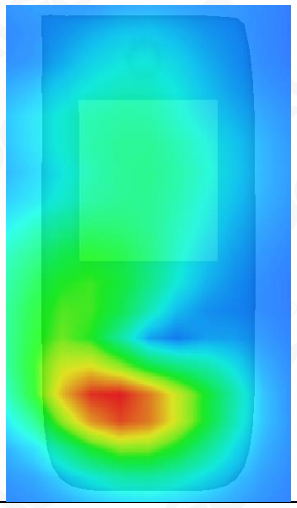

Any report having not been signed by authorized approver, or having been altered without authorization, or having not been stamped by the "Dedicated Testing/Inspection Stamp" is deemed to be invalid. Copying or excerpting portion of, or altering the content of the report is not permitted without the written authorization of AGC. The test results presented in the report apply only to the tested sample. Any objections to report issued by AGC should be submitted to AGC within 15days after the issuance of the test report. Further enquiry of validity or verification of the test report should be addressed to AGC by agc@agc-cert.com.

Test Laboratory: AGC Lab **Date: Mar. 31,2021**
LTE Band 40-Lower Side Mid-Touch- Right (1 RB#0)
DUT: Feature phone; Type: M6

Communication System: LTE; Communication System Band: LTE Band 40-Lower Side; Duty Cycle:1:1.58; Conv.F=4.35;
Frequency: 2310 MHz; Medium parameters used: f = 2300 MHz; σ=1.65 mho/m; εr =37.58; ρ= 1000 kg/m³ ;
Phantom section: Right Section
Ambient temperature (℃): 20.9, Liquid temperature (℃): 20.7

SATIMO Configuration:

- Probe: SSE5; Calibrated: Jun. 24,2020; Serial No.: SN 24/20 EP336
- Sensor-Surface: 4mm (Mechanical Surface Detection)
- Phantom: SAM twin phantom
- Measurement SW: OpenSAR V4_02_35

Configuration/ LTE Band 40-Lower Side Mid- Touch- Right /Area Scan: Measurement grid: dx=8mm, dy=8mm
Configuration/ LTE Band 40-Lower Side Mid- Touch- Right /Zoom Scan: Measurement grid: dx=8mm, dy=8mm, dz=5mm;

Area Scan	dx=8mm dy=8mm, h= 5.00 mm
Zoom Scan	5x5x7,dx=8mm dy=8mm dz=5mm
Phantom	Right head
Device Position	Cheek
Band	LTE Band 40-Lower Side
Channels	Middle
Signal	Crest factor: 1.58

SURFACE SAR	VOLUME SAR
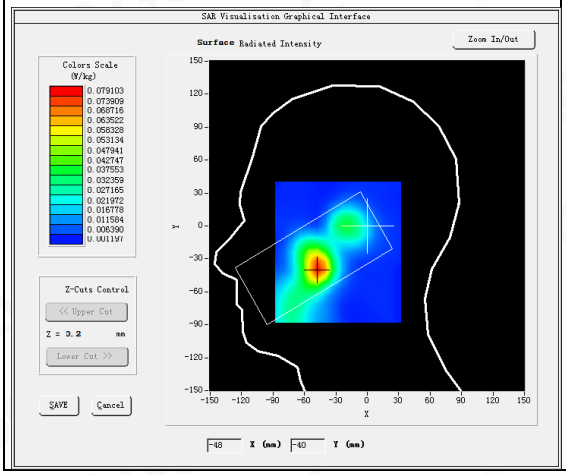	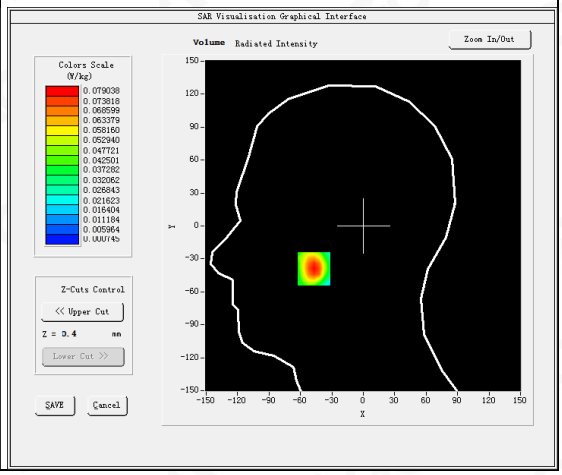

Maximum location: X=-47.00, Y=-39.00
SAR Peak: 0.12 W/kg

SAR 10g (W/Kg)	0.039730
SAR 1g (W/Kg)	0.073612

Any report having not been signed by authorized approver, or having been altered without authorization, or having not been stamped by the "Dedicated Testing/Inspection Stamp" is deemed to be invalid. Copying or excerpting portion of, or altering the content of the report is not permitted without the written authorization of AGC. The test results presented in the report apply only to the tested sample. Any objections to report issued by AGC should be submitted to AGC within 15days after the issuance of the test report. Further enquiry of validity or verification of the test report should be addressed to AGC by agc@agc-cert.com.

Z (mm)	0.00	4.00	9.00	14.00	19.00	24.00	29.00
SAR (W/Kg)	0.1186	0.0790	0.0469	0.0279	0.0167	0.0100	0.0060

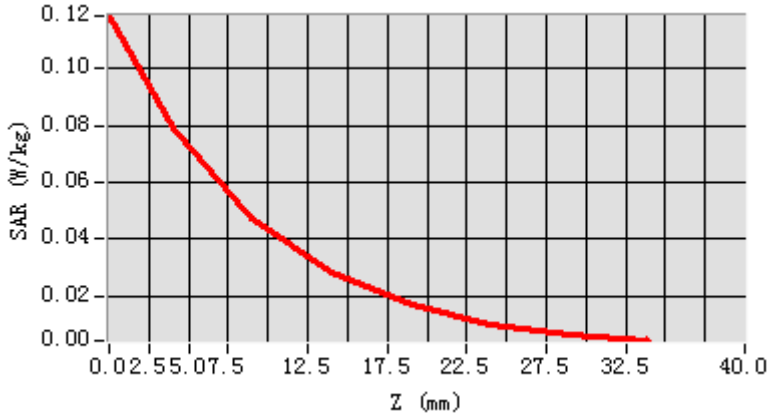

3D screen shot	Hot spot position
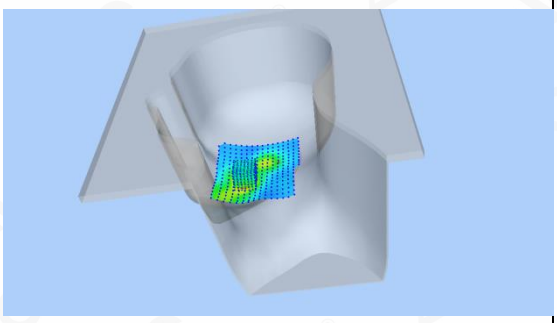	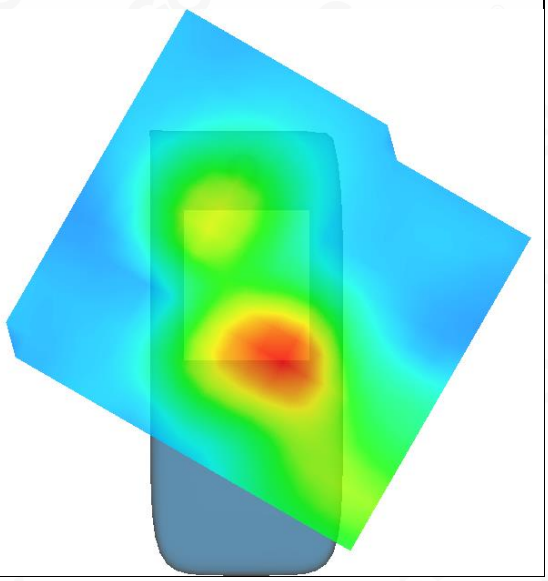

Any report having not been signed by authorized approver, or having been altered without authorization, or having not been stamped by the "Dedicated Testing/Inspection Stamp" is deemed to be invalid. Copying or excerpting portion of, or altering the content of the report is not permitted without the written authorization of AGC. The test results presented in the report apply only to the tested sample. Any objections to report issued by AGC should be submitted to AGC within 15days after the issuance of the test report. Further enquiry of validity or verification of the test report should be addressed to AGC by agc@agc-cert.com.

Test Laboratory: AGC Lab **Date: Mar. 31,2021**
LTE Band 40-Lower Side Mid-Body- Edge 3(Bottom) (1 RB#0)
DUT: Feature phone; Type: M6

Communication System: LTE; Communication System Band: LTE Band 40-Lower Side; Duty Cycle:61:1.58; Conv.F=4.35
Frequency: 2310 MHz; Medium parameters used: f = 2300 MHz; σ=1.65mho/m; εr =37.58; ρ= 1000 kg/m³ ;
Phantom section: Flat Section
Ambient temperature (℃): 20.9, Liquid temperature (℃): 20.7

SATIMO Configuration:

- Probe: SSE5; Calibrated: Jun. 24,2020; Serial No.: SN 24/20 EP336
- Sensor-Surface: 4mm (Mechanical Surface Detection)
- Phantom: ELLI39 Phantom
- Measurement SW: OpenSAR V4_02_35

Configuration/ LTE Band 40-Lower Side Mid-Body-Edge 3(Bottom)/Area Scan: Measurement grid: dx=8mm, dy=8mm
Configuration/ LTE Band 40-Lower Side Mid-Body- Edge 3(Bottom)/Zoom Scan: Measurement grid: dx=8mm, dy=8mm, dz=5mm;

Area Scan	dx=8mm dy=8mm, h= 5.00 mm
Zoom Scan	5x5x7,dx=8mm dy=8mm dz=5mm
Phantom	ELLI
Device Position	Body Edge 3(Bottom)
Band	LTE Band 40-Lower Side
Channels	Middle
Signal	Crest factor: 1.58

SURFACE SAR	VOLUME SAR
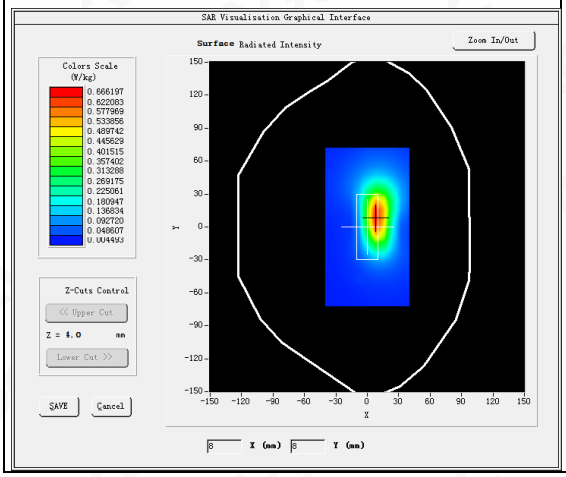	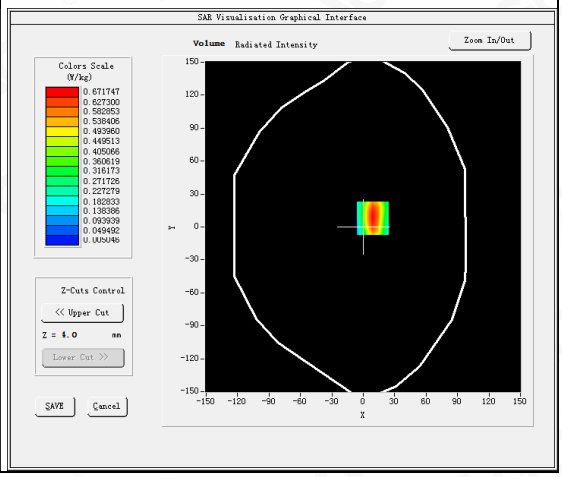

Maximum location: X=9.00, Y=8.00
SAR Peak: 1.07 W/kg

SAR 10g (W/Kg)	0.303036
SAR 1g (W/Kg)	0.621958

Any report having not been signed by authorized approver, or having been altered without authorization, or having not been stamped by the "Dedicated Testing/Inspection Stamp" is deemed to be invalid. Copying or excerpting portion of, or altering the content of the report is not permitted without the written authorization of AGC. The test results presented in the report apply only to the tested sample. Any objections to report issued by AGC should be submitted to AGC within 15days after the issuance of the test report. Further enquiry of validity or verification of the test report should be addressed to AGC by agc@agc-cert.com.

Z (mm)	0.00	4.00	9.00	14.00	19.00	24.00	29.00
SAR (W/Kg)	1.0795	0.6717	0.3555	0.1876	0.0981	0.0514	0.0269

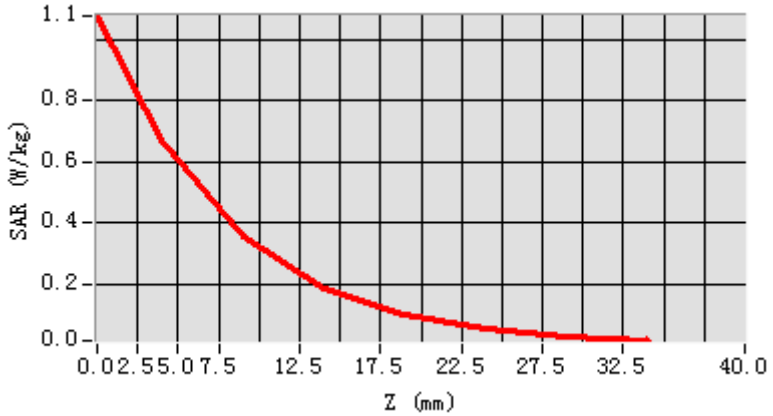

3D screen shot	Hot spot position
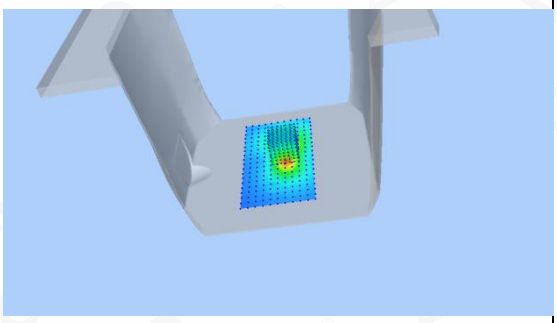	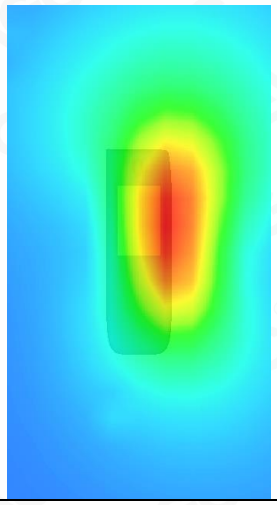

Any report having not been signed by authorized approver, or having been altered without authorization, or having not been stamped by the "Dedicated Testing/Inspection Stamp" is deemed to be invalid. Copying or excerpting portion of, or altering the content of the report is not permitted without the written authorization of AGC. The test results presented in the report apply only to the tested sample. Any objections to report issued by AGC should be submitted to AGC within 15days after the issuance of the test report. Further enquiry of validity or verification of the test report should be addressed to AGC by agc@agc-cert.com.

Attestation of Global Compliance(Shenzhen)Co., Ltd
Attestation of Global Compliance(Shenzhen)Std & Tech Co., Ltd
Tel: +86-755 2523 4088 E-mail: agc@agc-cert.com Web: http://cn.agc-cert.com/