1. Bandwidth

1.1 Test Result

Test Mode	Frequency (MHz)	TX Type	ANT No.	6dB Bandwidth Test Result (MHz)	Verdict
1M	2402	SISO	1	0.737	PASS
	2440	SISO	1	0.718	PASS
	2480	SISO	1	0.730	PASS

Test Mode	Frequency (MHz)	TX Type	ANT No.	99% Occupied Bandwidth Test Result (MHz)	
1M	2402	SISO	1	1.044	Only for Report Use
	2440	SISO	1	1.050	Only for Report Use
	2480	SISO	1	1.044	Only for Report Use

1.2 Test Graph - 6dB Bandwidth

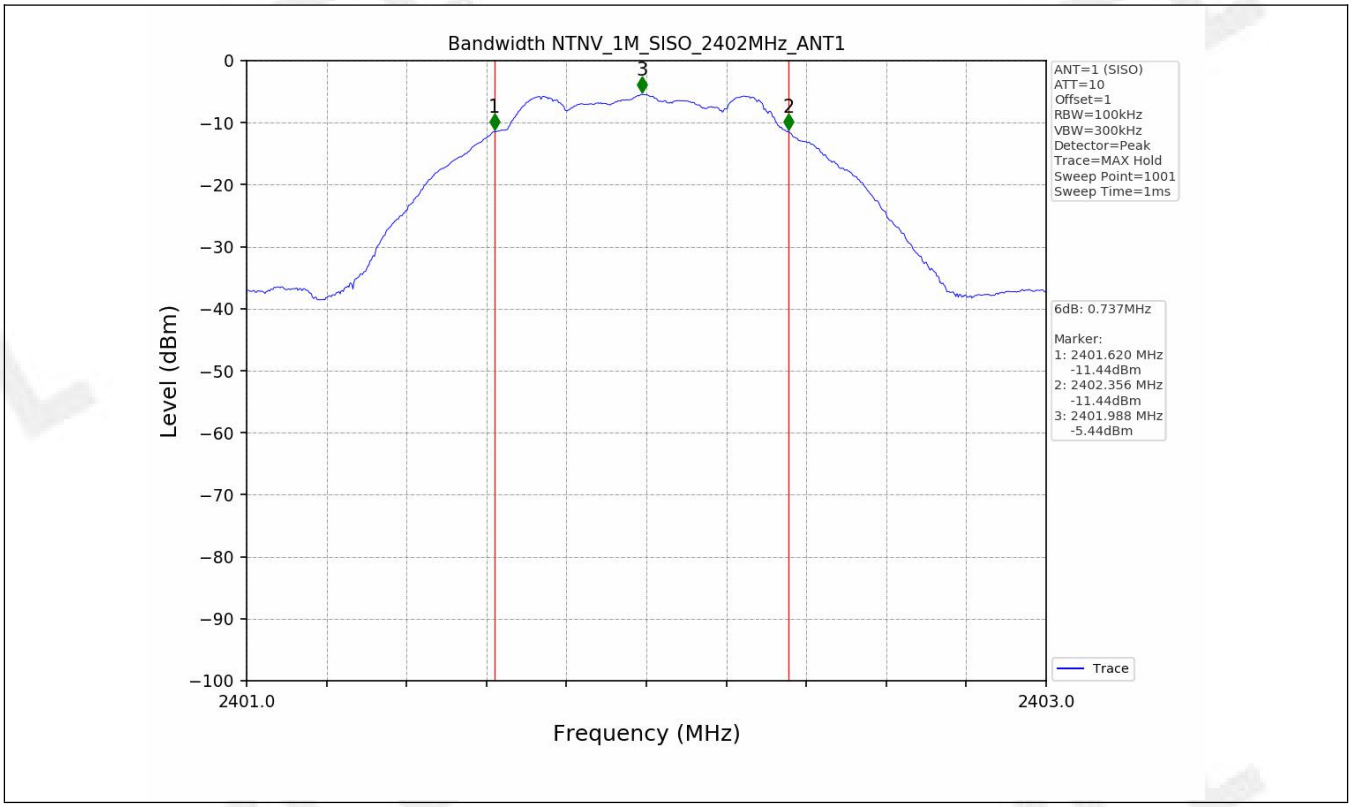

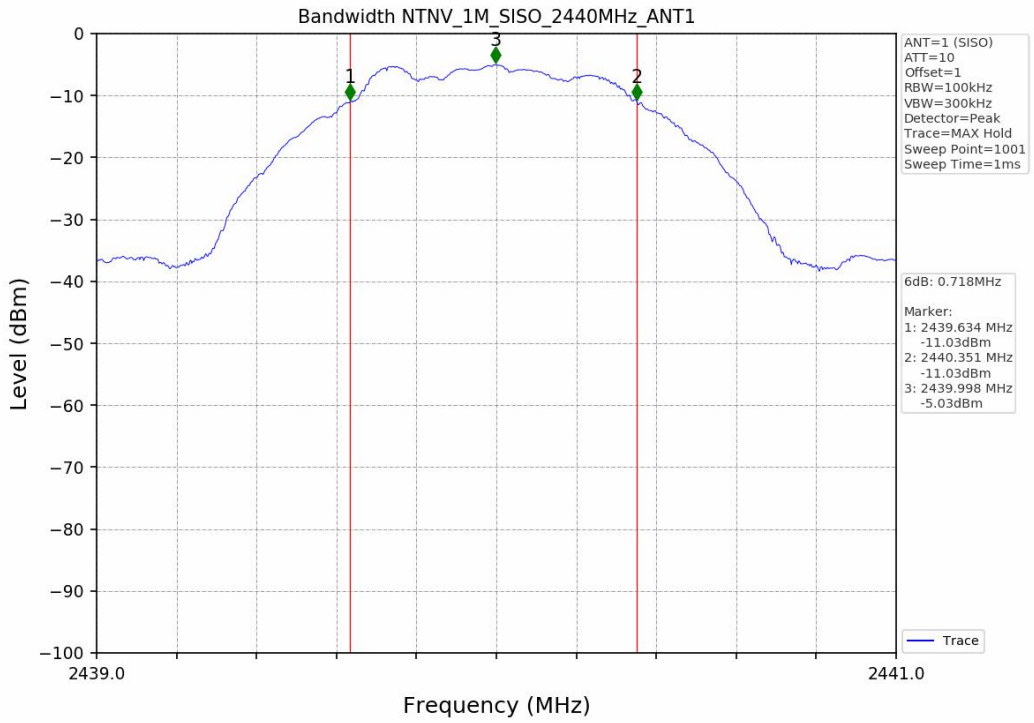
Bandwidth NTNV_1M_SISO_2440MHz_ANT1
Level (dBm)
Frequency (MHz)
2439.0
2441.0
ANT=1 (SISO)
ATT=10
Offset=1
RBW=100kHz
VBW=300kHz
Detector=Peak
Trace=MAX Hold
Sweep Point=1001
Sweep Time=1ms
6dB: 0.718MHz
Marker:
1: 2439.634 MHz
-11.03dBm
2: 2440.351 MHz
-11.03dBm
3: 2439.998 MHz
-5.03dBm
Trace

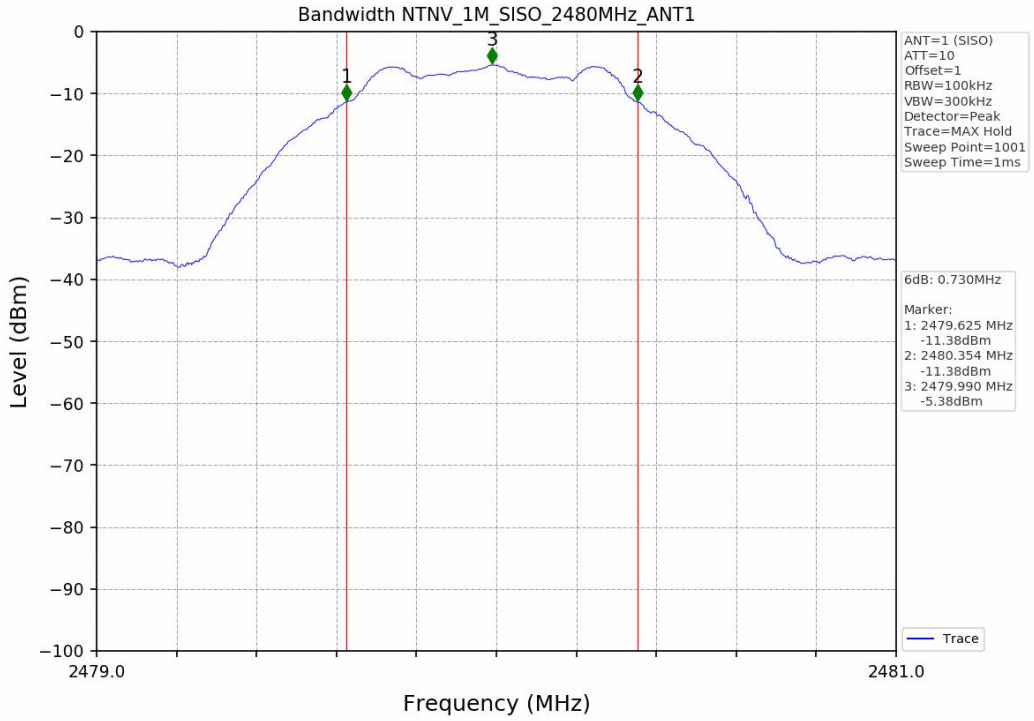
Bandwidth NTNV_1M_SISO_2480MHz_ANT1
Level (dBm)
Frequency (MHz)
2479.0
2481.0
ANT=1 (SISO)
ATT=10
Offset=1
RBW=100kHz
VBW=300kHz
Detector=Peak
Trace=MAX Hold
Sweep Point=1001
Sweep Time=1ms
6dB: 0.730MHz
Marker:
1: 2479.625 MHz
-11.38dBm
2: 2480.354 MHz
-11.38dBm
3: 2479.990 MHz
-5.38dBm
Trace

1.3 Test Graph - 99% Occupied Bandwidth

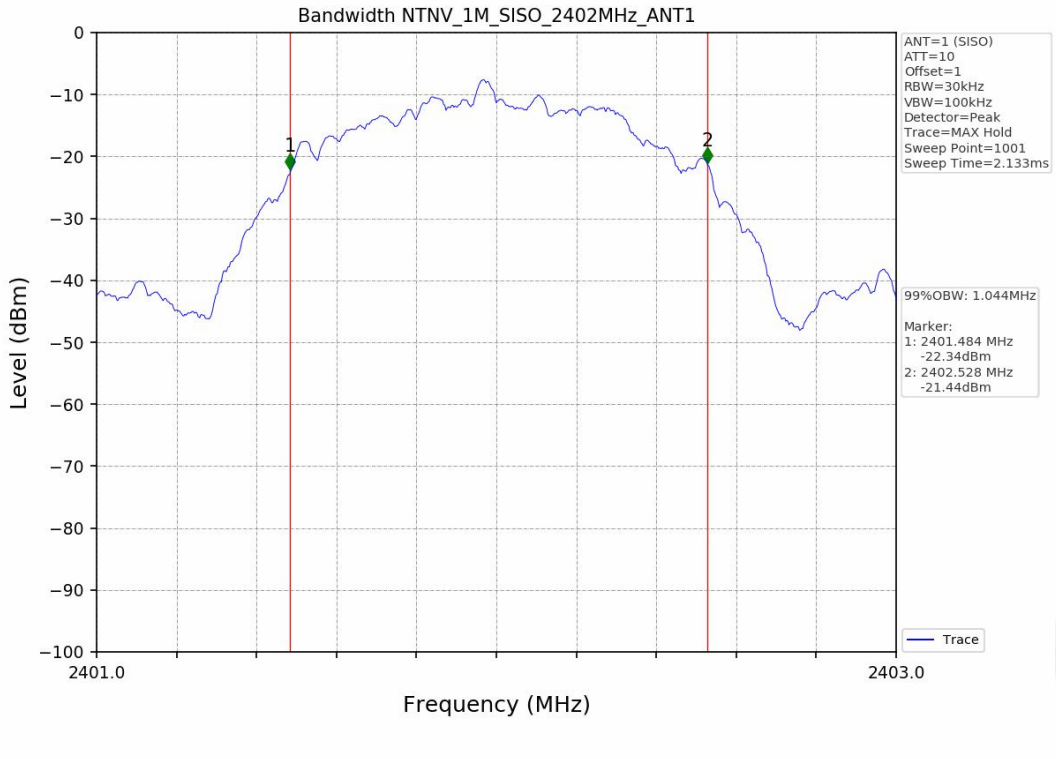

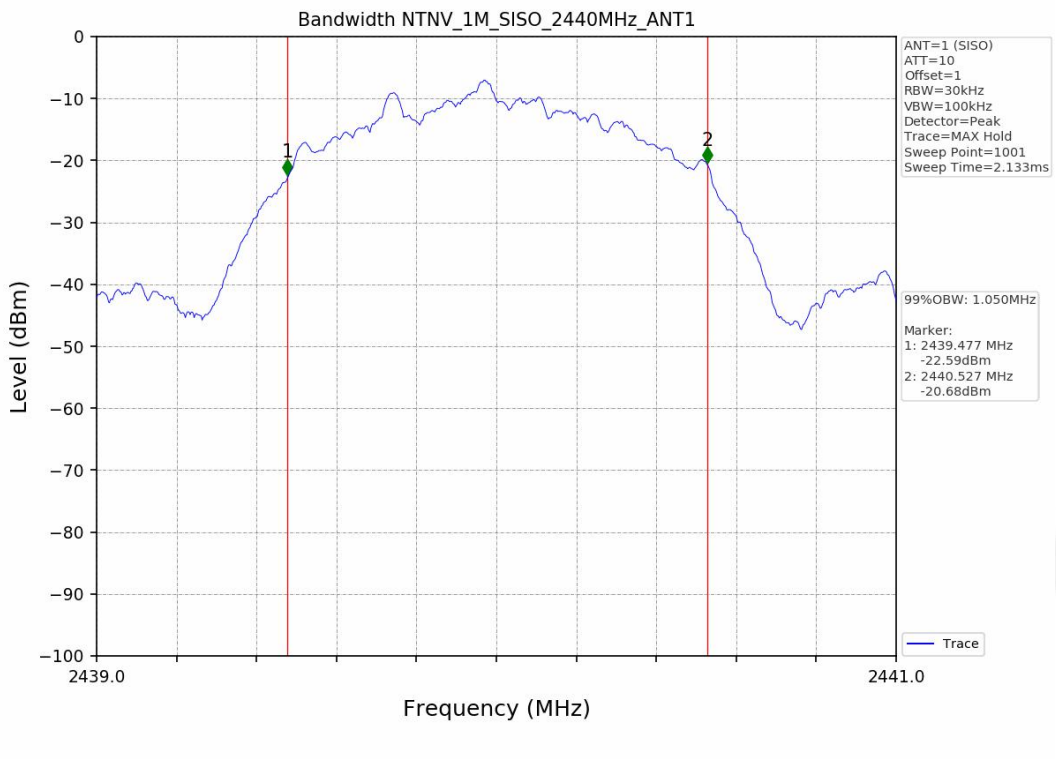

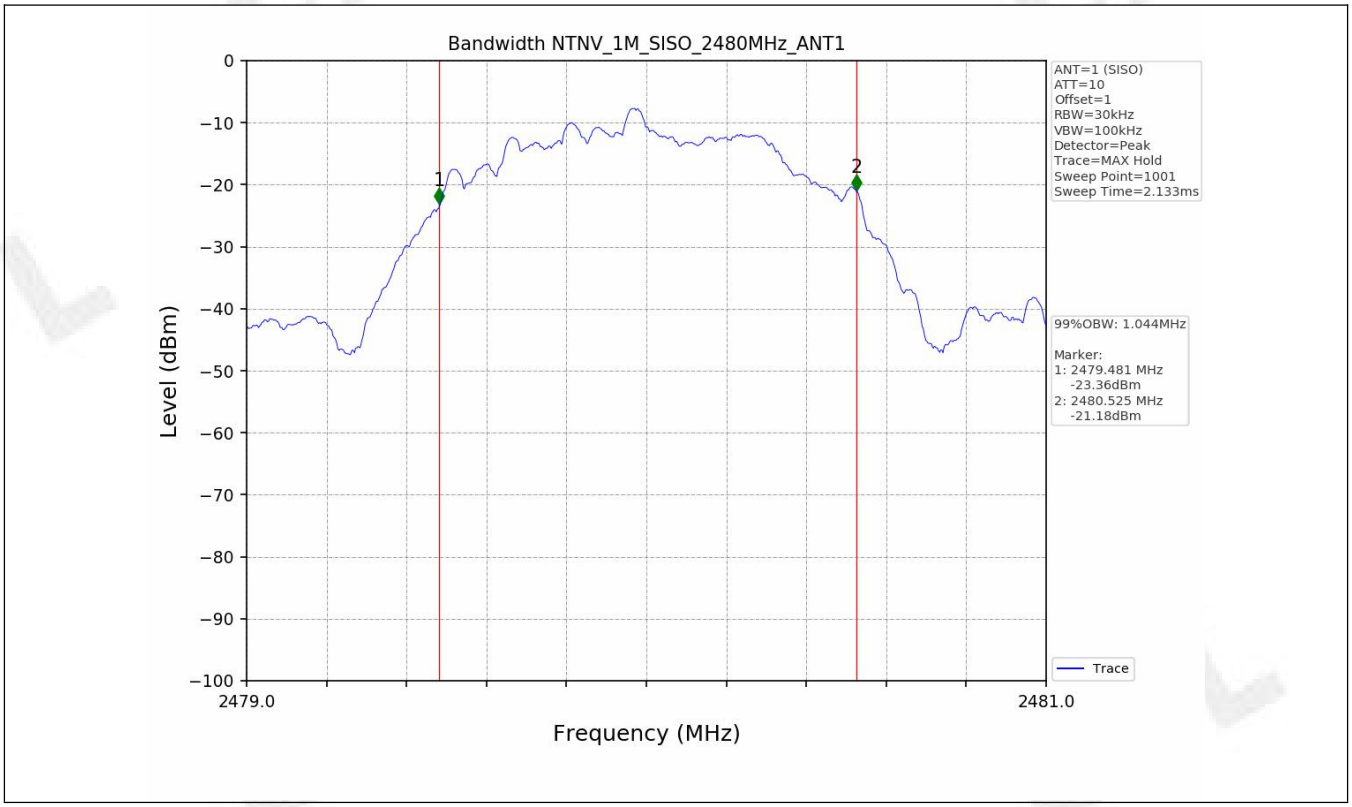

2. Maximum Conducted Output Power

2.1 Test Result

Test Mode	Frequency (MHz)	Tx Type	Measured Peak Output Power (dBm)	Limits (dBm)	Verdict
			Ant 1		
1M	2402	SISO	-4.57	30	PASS
	2440	SISO	-4.15	30	PASS
	2480	SISO	-4.52	30	PASS

2.2 Test Graph

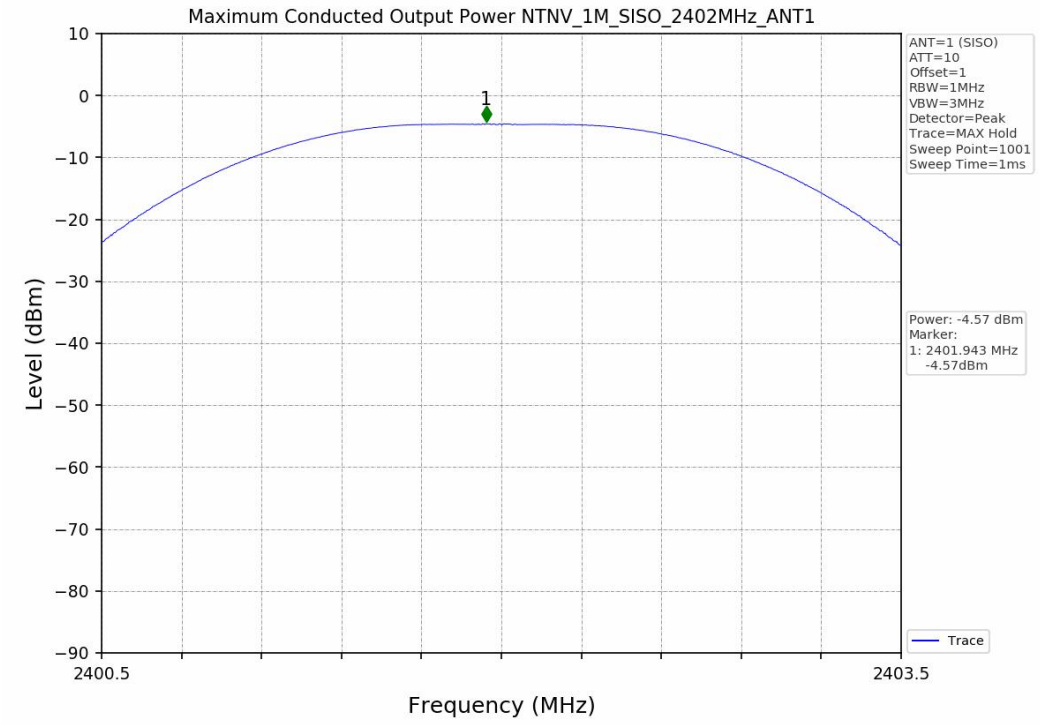
Maximum Conducted Output Power NTNV_1M_SISO_2402MHz_ANT1
ANT=1 (SISO)
ATT=10
Offset=1
RBW=1MHz
VBW=3MHz
Detector=Peak
Trace=MAX Hold
Sweep Point=1001
Sweep Time=1ms
Power: -4.57 dBm
Marker:
1: 2401.943 MHz
-4.57dBm
Trace
Level (dBm)
Frequency (MHz)
2400.5
2403.5

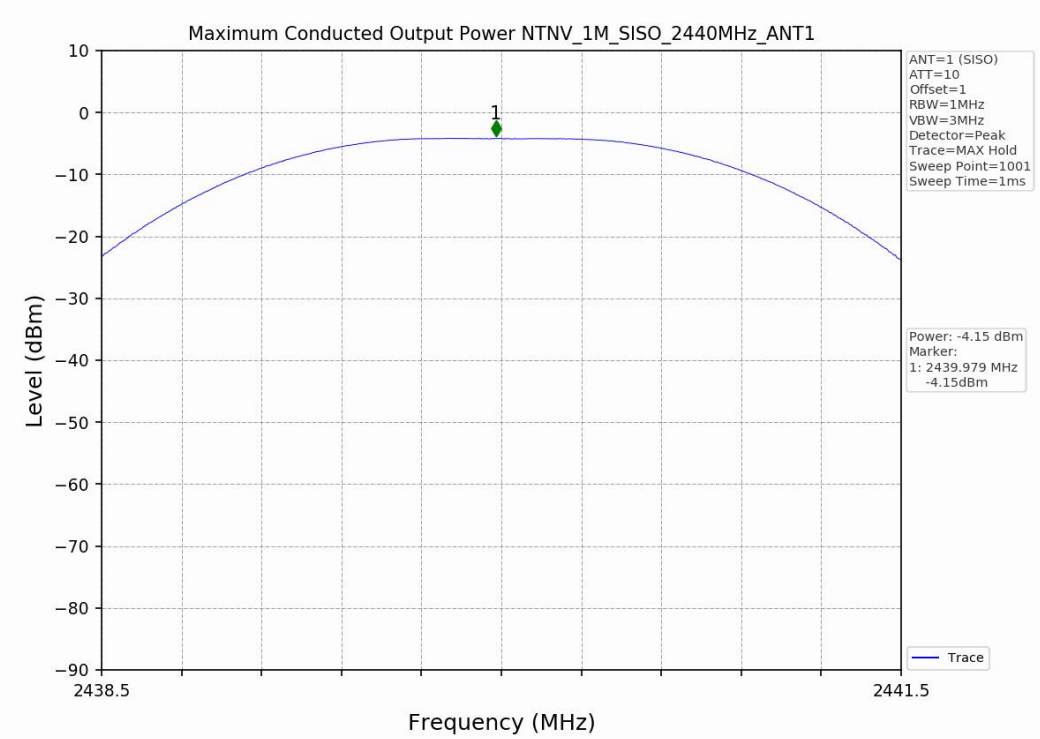
Maximum Conducted Output Power NTNV_1M_SISO_2440MHz_ANT1
ANT=1 (SISO)
ATT=10
Offset=1
RBW=1MHz
VBW=3MHz
Detector=Peak
Trace=MAX Hold
Sweep Point=1001
Sweep Time=1ms
Power: -4.15 dBm
Marker:
1: 2439.979 MHz
-4.15dBm
Trace
Level (dBm)
Frequency (MHz)
2438.5
2441.5

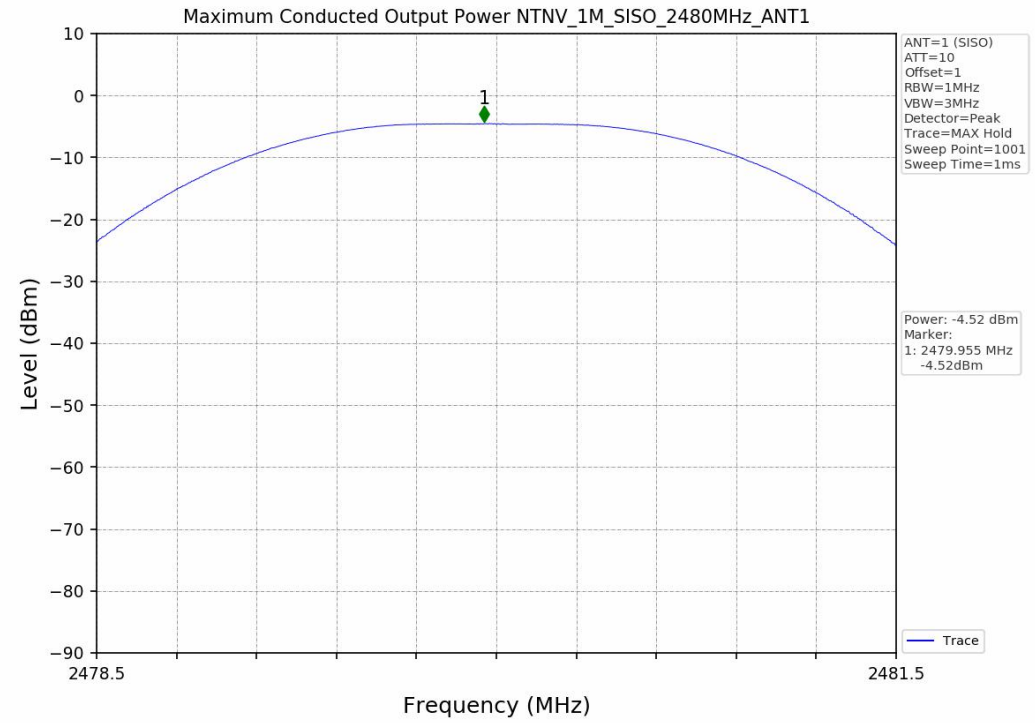

3. Maximum Power Spectral Density (PSD)

3.1 Test Result

Test Mode	Frequency (MHz)	Tx Type	Maximum Power Spectral Density (dBm/3KHz)	Limits (dBm/3kHz)	Verdict
			Ant 1		
1M	2402	SISO	-19.11	≤8	PASS
	2440	SISO	-18.09	≤8	PASS
	2480	SISO	-19.74	≤8	PASS

3.2 Test Graph

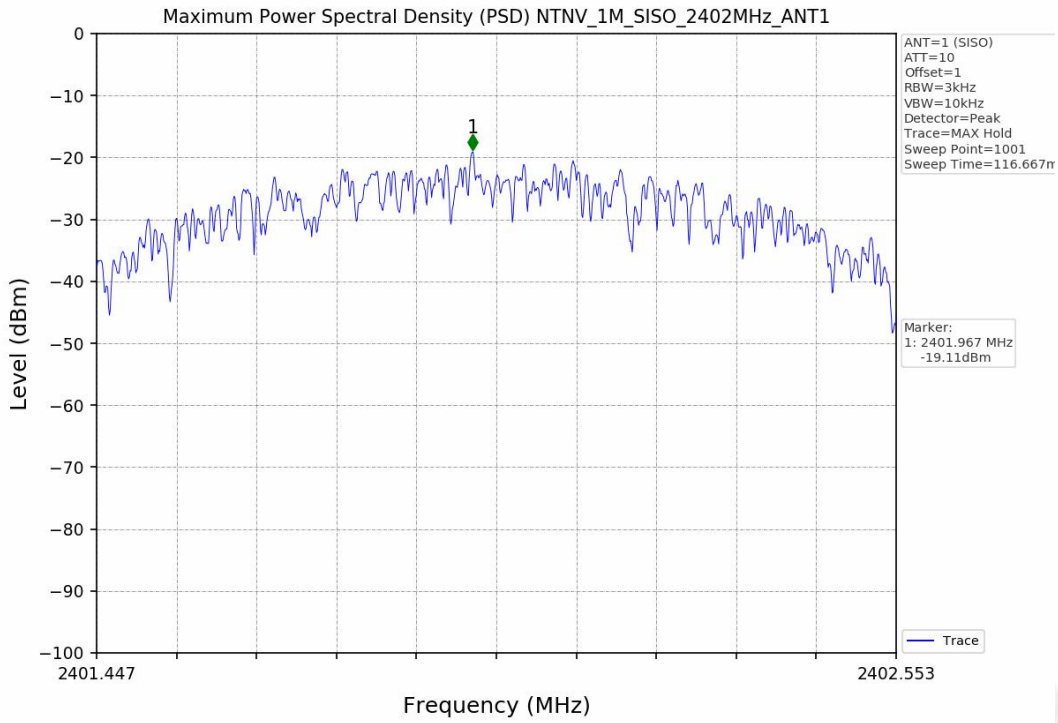
Maximum Power Spectral Density (PSD) NTNV_1M_SISO_2402MHz_ANT1
ANT=1 (SISO)
ATT=10
Offset=1
RBW=3kHz
VBW=10kHz
Detector=Peak
Trace=MAX Hold
Sweep Point=1001
Sweep Time=116.667m
Marker:
1: 2401.967 MHz
-19.11dBm
Trace
Level (dBm)
Frequency (MHz)
2401.447
2402.553

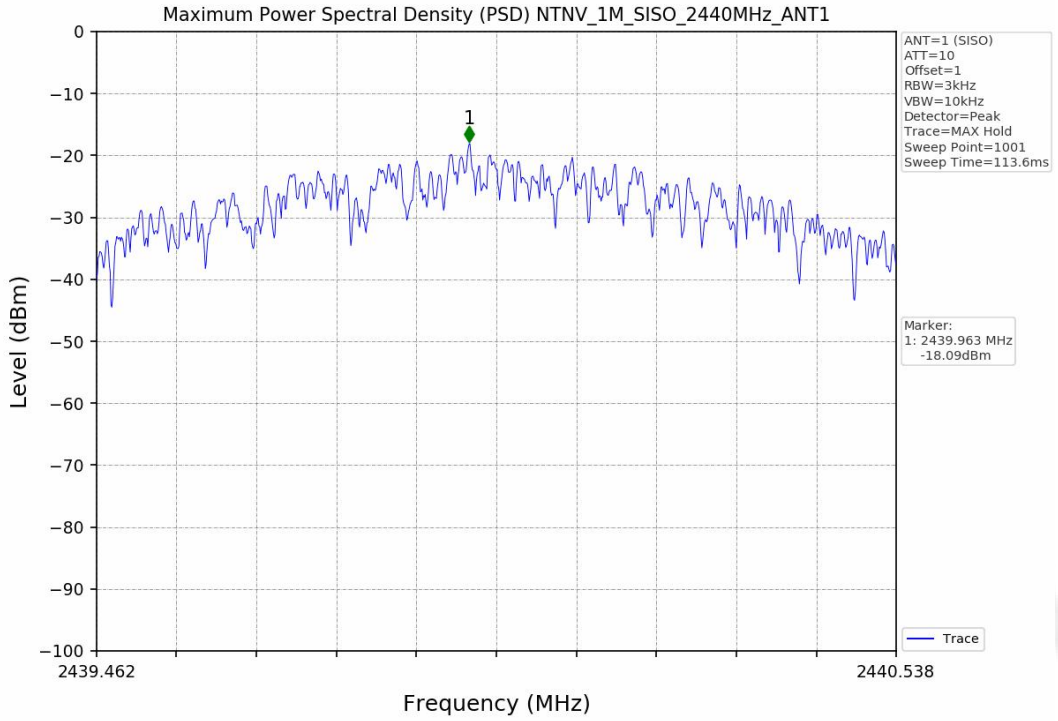
Maximum Power Spectral Density (PSD) NTNV_1M_SISO_2440MHz_ANT1
ANT=1 (SISO)
ATT=10
Offset=1
RBW=3kHz
VBW=10kHz
Detector=Peak
Trace=MAX Hold
Sweep Point=1001
Sweep Time=113.6ms
Marker:
1: 2439.963 MHz
-18.09dBm
Trace
Level (dBm)
Frequency (MHz)
2439.462
2440.538

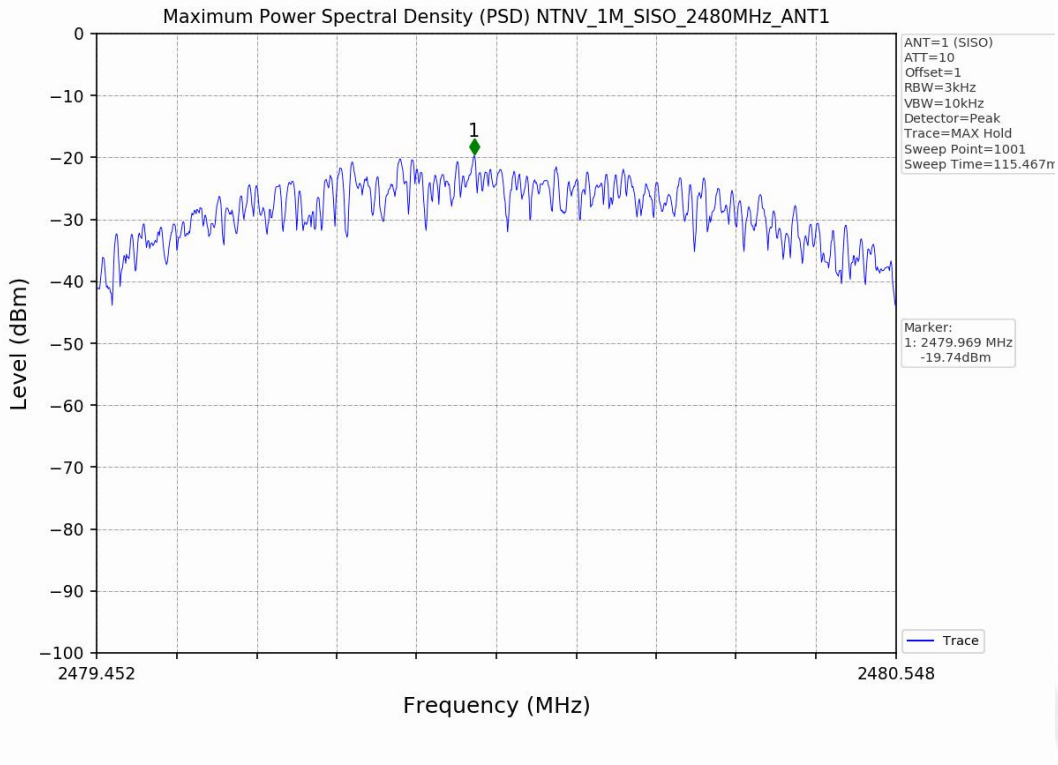

4. Unwanted Emissions in Non-restricted Frequency Bands

4.1 Test Result

Test Mode	Frequency (MHz)	TX Type	ANT No.	Spurious Conducted Emission (dBm)	Limits (dBm)	Verdict
1M	2402	SISO	1	Refer to test graph	-25.02	PASS
	2440	SISO	1	Refer to test graph	-25.02	PASS
	2480	SISO	1	Refer to test graph	-25.02	PASS

4.2 Test Graph

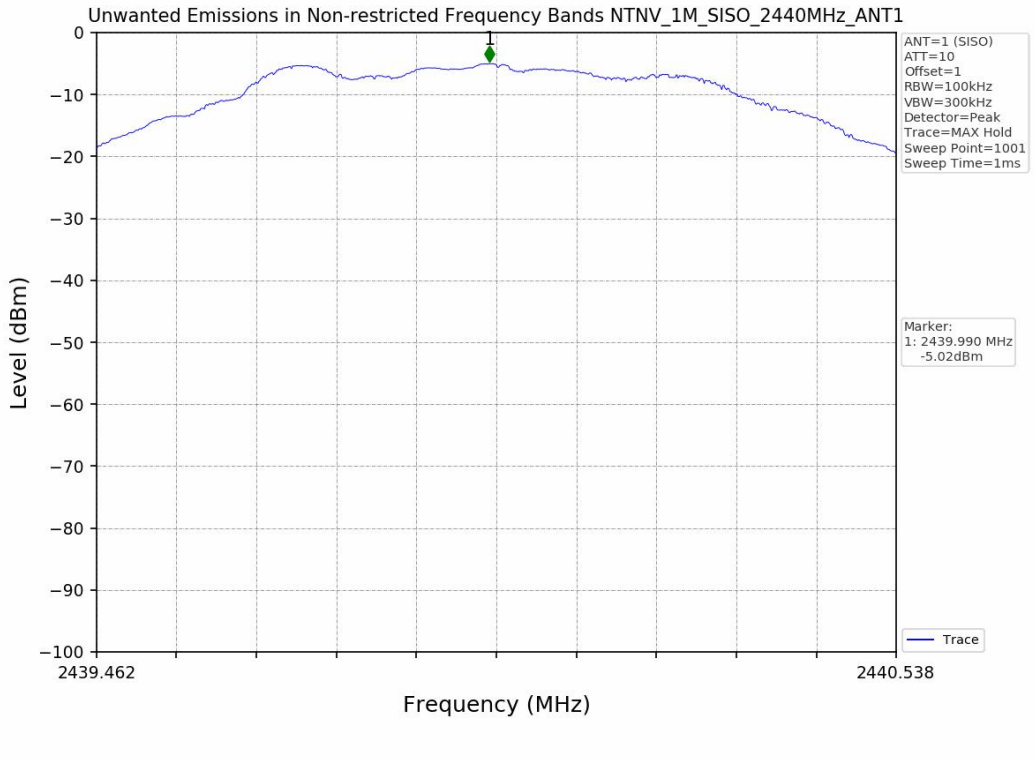

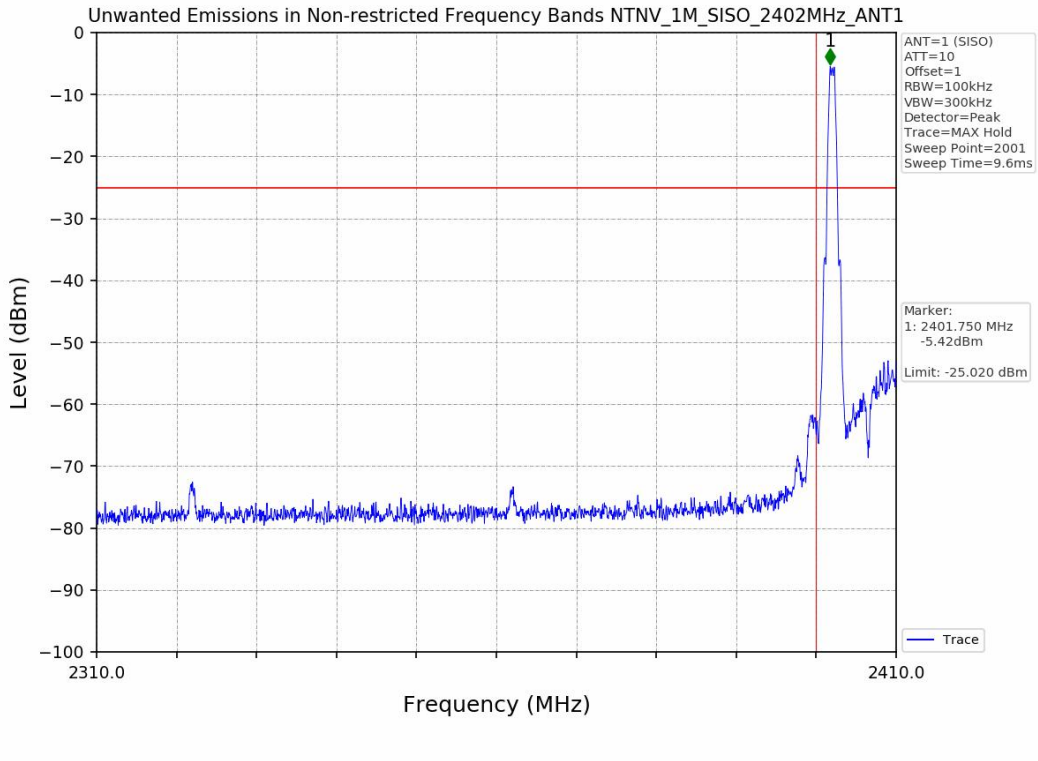

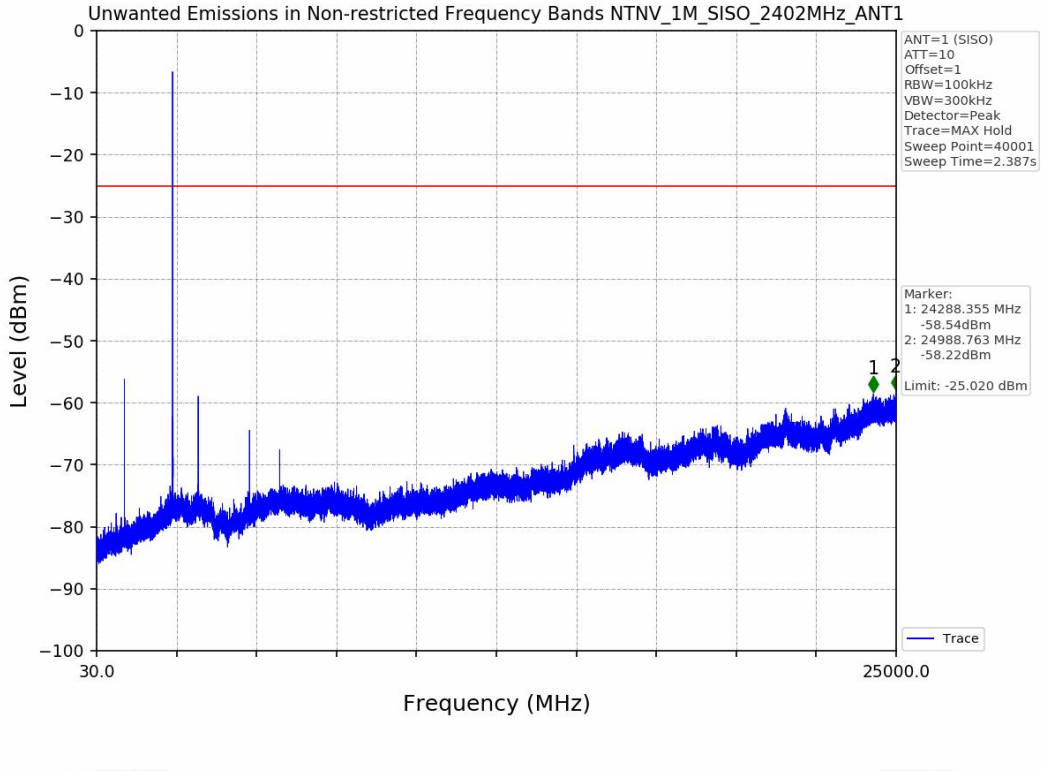
Unwanted Emissions in Non-restricted Frequency Bands NTNV_1M_SISO_2402MHz_ANT1
ANT=1 (SISO)
ATT=10
Offset=1
RBW=100kHz
VBW=300kHz
Detector=Peak
Trace=MAX Hold
Sweep Point=40001
Sweep Time=2.387s
Marker:
1: 24288.355 MHz
-58.54dBm
2: 24988.763 MHz
-58.22dBm
Limit: -25.020 dBm
Trace
Level (dBm)
Frequency (MHz)
30.0
25000.0

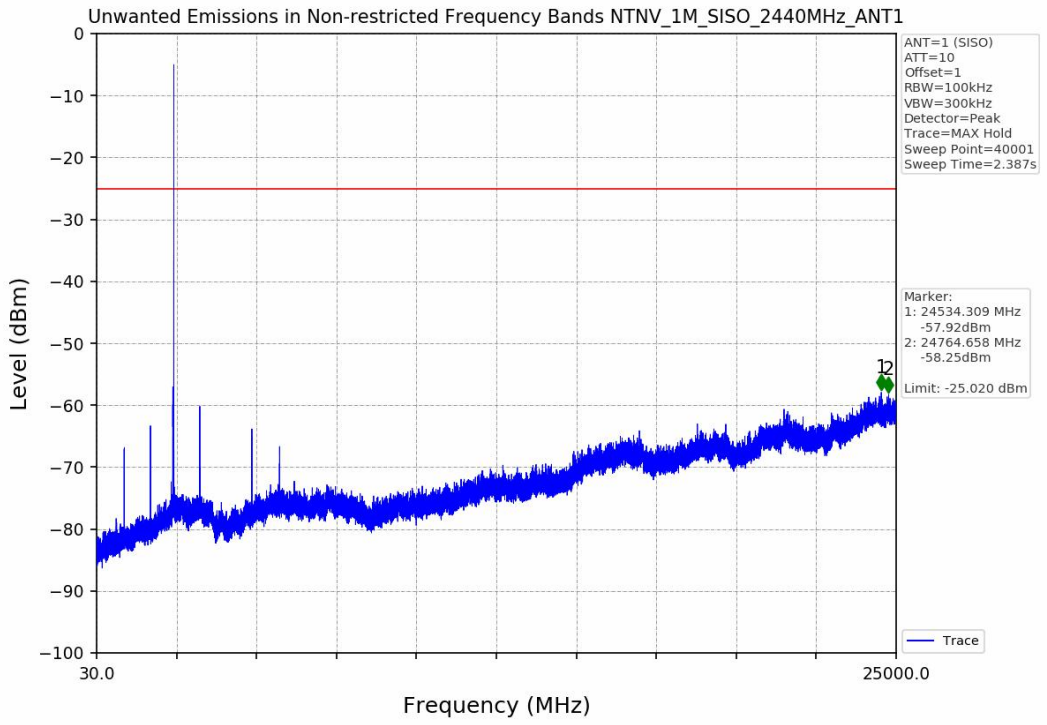
Unwanted Emissions in Non-restricted Frequency Bands NTNV_1M_SISO_2440MHz_ANT1
ANT=1 (SISO)
ATT=10
Offset=1
RBW=100kHz
VBW=300kHz
Detector=Peak
Trace=MAX Hold
Sweep Point=40001
Sweep Time=2.387s
Marker:
1: 24534.309 MHz
-57.92dBm
2: 24764.658 MHz
-58.25dBm
Limit: -25.020 dBm
Trace
Level (dBm)
Frequency (MHz)
30.0
25000.0

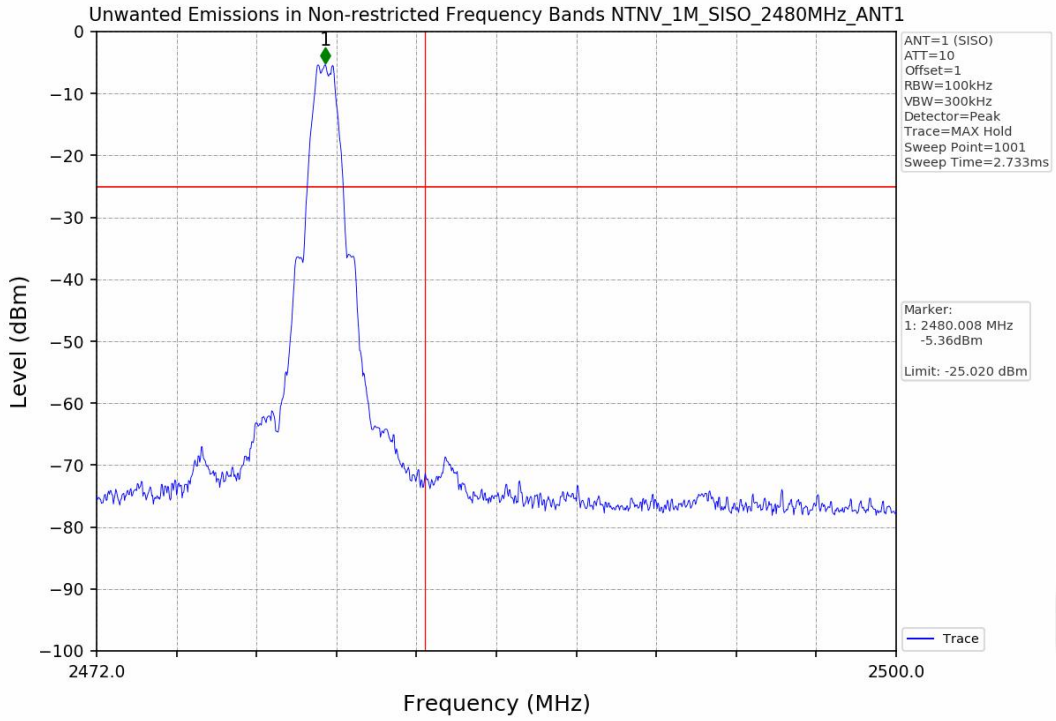
Unwanted Emissions in Non-restricted Frequency Bands NTNV_1M_SISO_2480MHz_ANT1
ANT=1 (SISO)
ATT=10
Offset=1
RBW=100kHz
VBW=300kHz
Detector=Peak
Trace=MAX Hold
Sweep Point=1001
Sweep Time=2.733ms
Marker:
1: 2480.008 MHz
-5.36dBm
Limit: -25.020 dBm
Trace
Level (dBm)
Frequency (MHz)
2472.0
2500.0

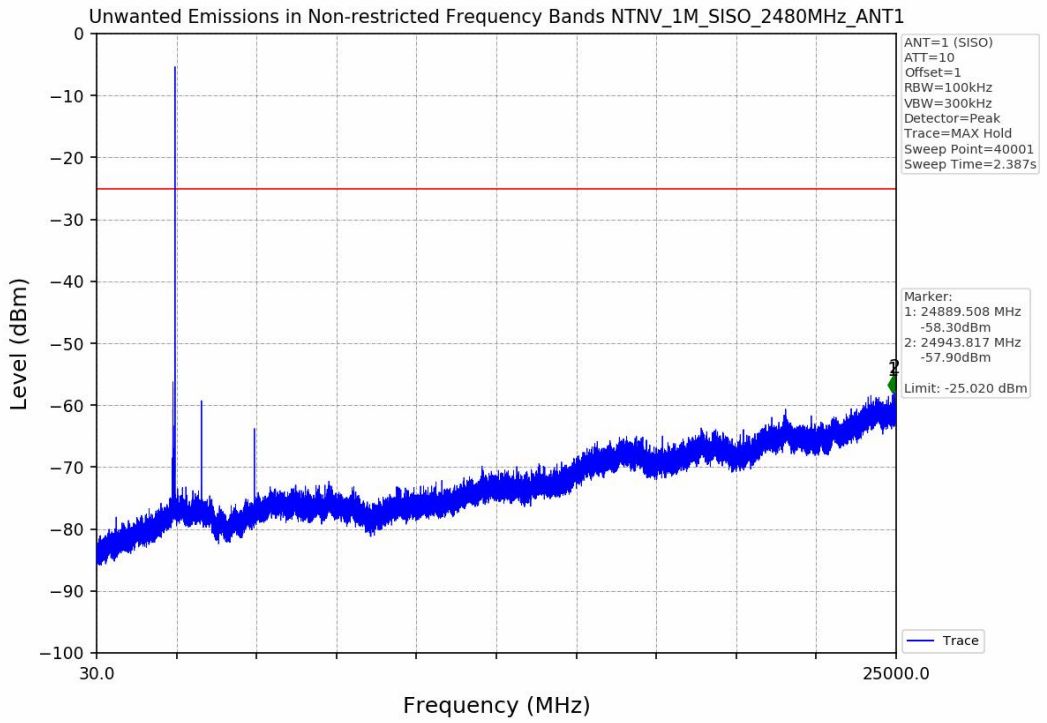
Unwanted Emissions in Non-restricted Frequency Bands NTNV_1M_SISO_2480MHz_ANT1
ANT=1 (SISO)
ATT=10
Offset=1
RBW=100kHz
VBW=300kHz
Detector=Peak
Trace=MAX Hold
Sweep Point=40001
Sweep Time=2.387s
Marker:
1: 24889.508 MHz
-58.30dBm
2: 24943.817 MHz
-57.90dBm
Limit: -25.020 dBm
Trace
Level (dBm)
Frequency (MHz)
0
−10
−20
−30
−40
−50
−60
−70
−80
−90
−100
30.0
25000.0