Appendix A: DTS Bandwidth

Test Result

TestMode	Antenna	Frequency[MHz]	DTS BW [MHz]	FL[MHz]	FH[MHz]	Limit[MHz]	Verdict
BLE_1M	Ant1	2402	0.696	2401.620	2402.316	0.5	PASS
		2440	0.700	2439.632	2440.332	0.5	PASS
		2480	0.700	2479.624	2480.324	0.5	PASS
BLE_2M	Ant1	2402	1.148	2401.408	2402.556	0.5	PASS
		2440	1.148	2439.412	2440.560	0.5	PASS
		2480	1.212	2479.340	2480.552	0.5	PASS

Test Graphs

BLE_1M_Ant1_2402

BLE_1M_Ant1_2440

BLE_1M_Ant1_2480

BLE_2M_Ant1_2402

BLE_2M_Ant1_2440

BLE_2M_Ant1_2480

Appendix B: Occupied Channel Bandwidth

Test Result

TestMode	Antenna	Frequency[MHz]	OCB [MHz]	FL[MHz]	FH[MHz]	Limit[MHz]	Verdict
BLE_1M	Ant1	2402	1.0498	2401.4506	2402.5004	---	---
		2440	1.0520	2439.4514	2440.5034	---	---
		2480	1.0567	2479.4444	2480.5011	---	---
BLE_2M	Ant1	2402	2.0775	2400.9434	2403.0209	---	---
		2440	2.0774	2438.9501	2441.0275	---	---
		2480	2.0761	2478.9470	2481.0231	---	---

Test Graphs

BLE_1M_Ant1_2402

BLE_1M_Ant1_2440

BLE_1M_Ant1_2480

BLE_2M_Ant1_2402

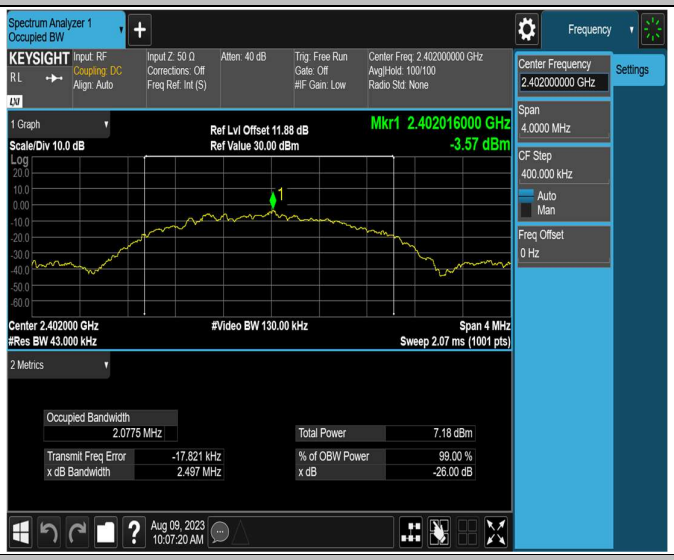

BLE_2M_Ant1_2440

BLE_2M_Ant1_2480

Appendix C: Maximum conducted output power

Test Result Peak

TestMode	Antenna	Frequency[MHz]	Conducted Peak Powert[dBm]	Conducted Limit[dBm]	EIRP[dBm]	EIRP Limit[dBm]	Verdict
BLE_1M	Ant1	2402	1.42	≤30	1.42	≤36	PASS
		2440	1.03	≤30	1.03	≤36	PASS
		2480	1.21	≤30	1.21	≤36	PASS
BLE_2M	Ant1	2402	1.29	≤30	1.29	≤36	PASS
		2440	0.84	≤30	0.84	≤36	PASS
		2480	1.12	≤30	1.12	≤36	PASS

Test Graphs Peak

BLE_1M_Ant1_2402

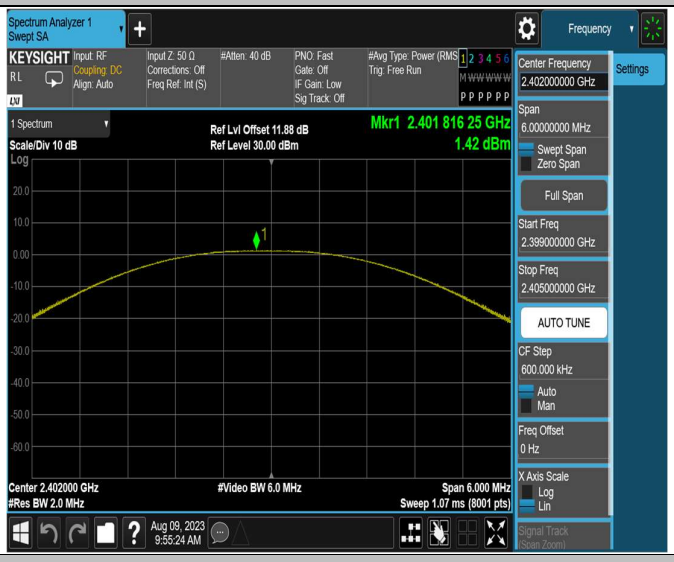

BLE_1M_Ant1_2440

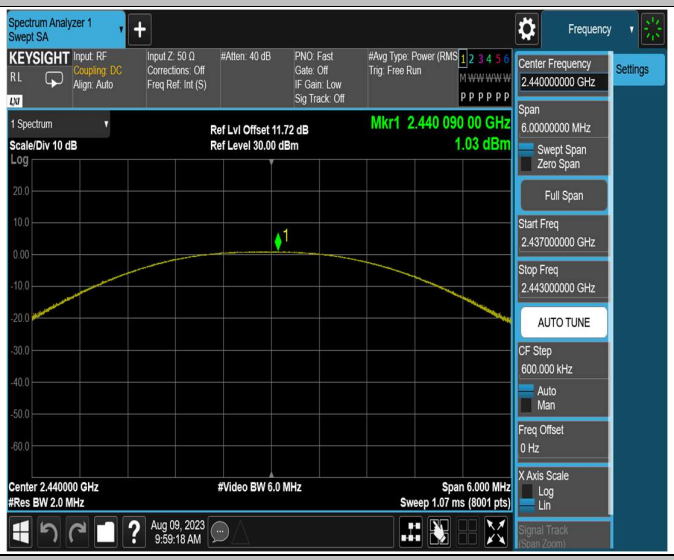

BLE_1M_Ant1_2480

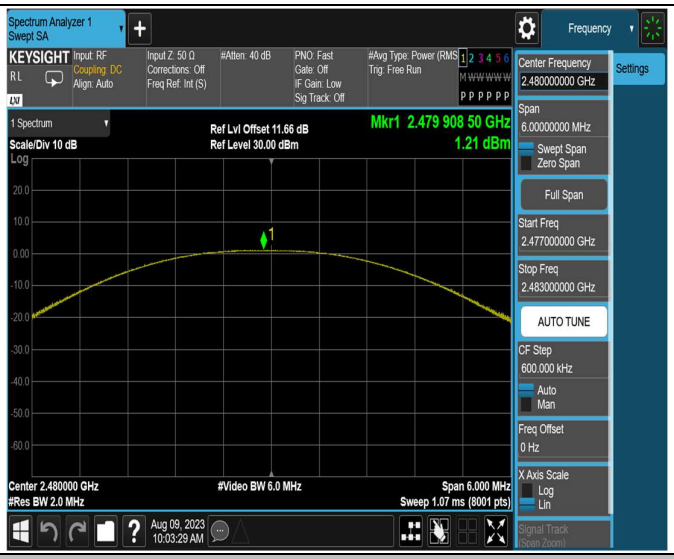

BLE_2M_Ant1_2402

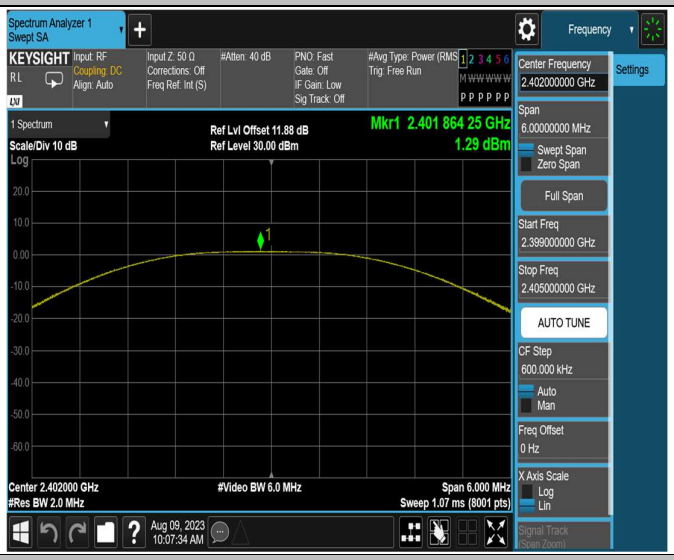

BLE_2M_Ant1_2440

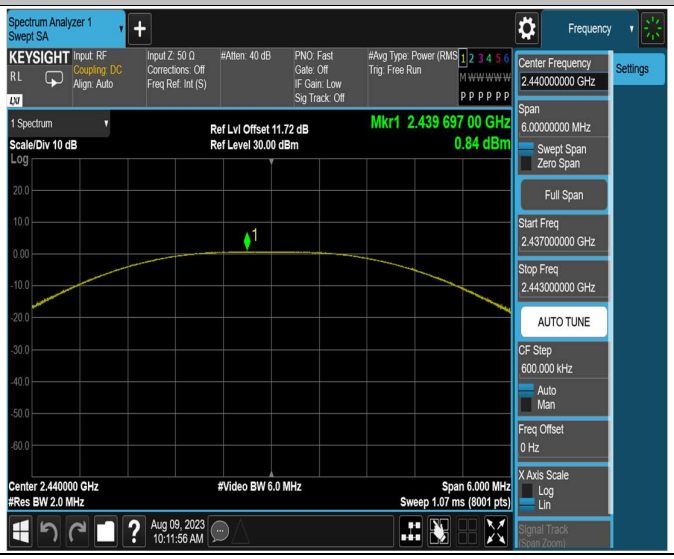

BLE_2M_Ant1_2480

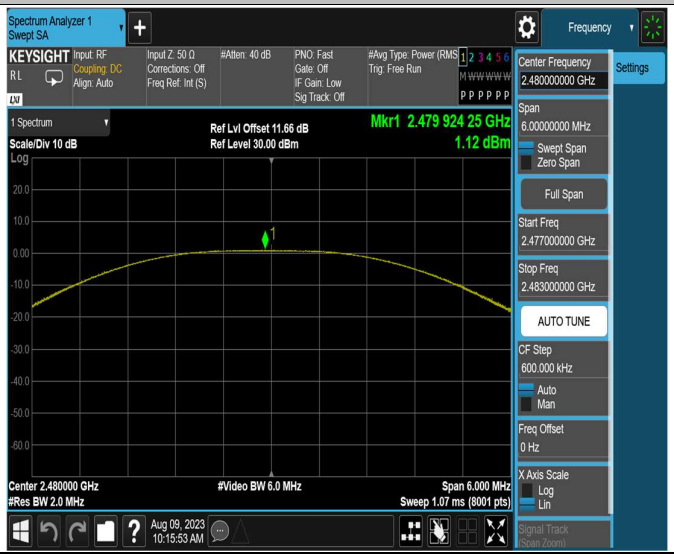

Appendix D: Maximum power spectral density

Test Result

TestMode	Antenna	Frequency[MHz]	Result[dBm/3kHz]	Limit[dBm/3kHz]	Verdict
BLE_1M	Ant1	2402	-14.68	≤8.00	PASS
		2440	-14.94	≤8.00	PASS
		2480	-14.83	≤8.00	PASS
BLE_2M	Ant1	2402	-17.97	≤8.00	PASS
		2440	-18.26	≤8.00	PASS
		2480	-18.28	≤8.00	PASS

Test Graphs

BLE_1M_Ant1_2402

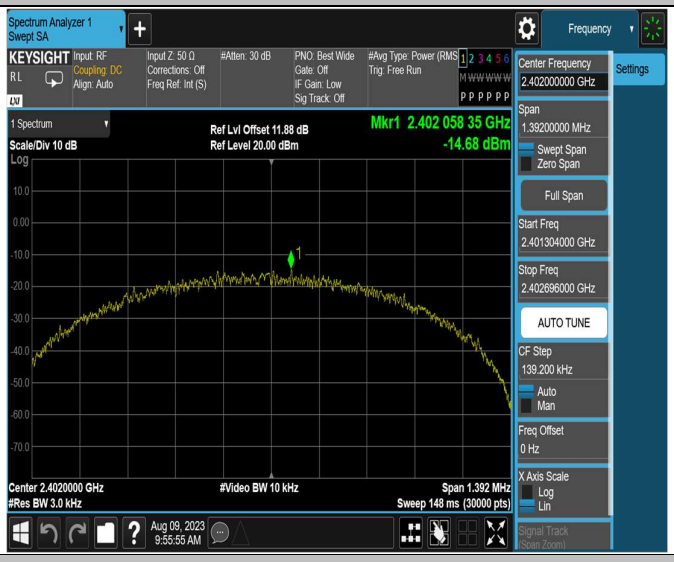

BLE_1M_Ant1_2440

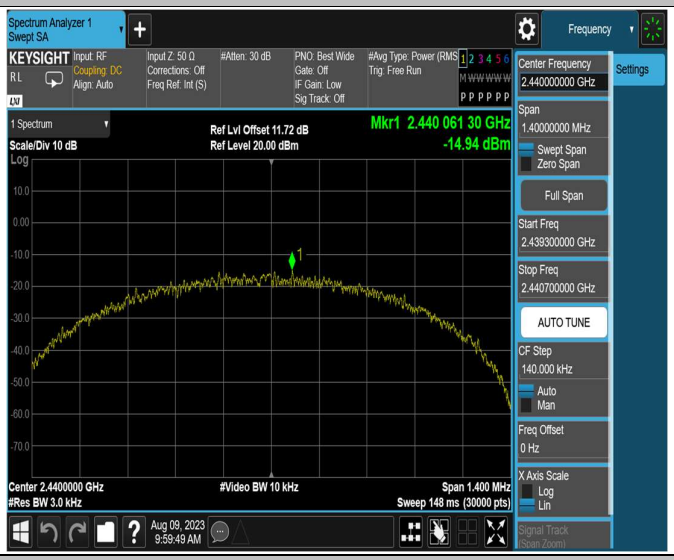

BLE_1M_Ant1_2480

BLE_2M_Ant1_2402

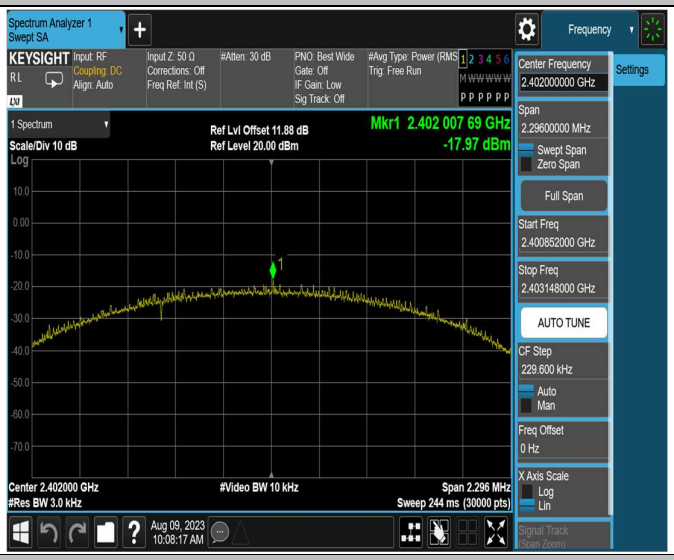

BLE_2M_Ant1_2440

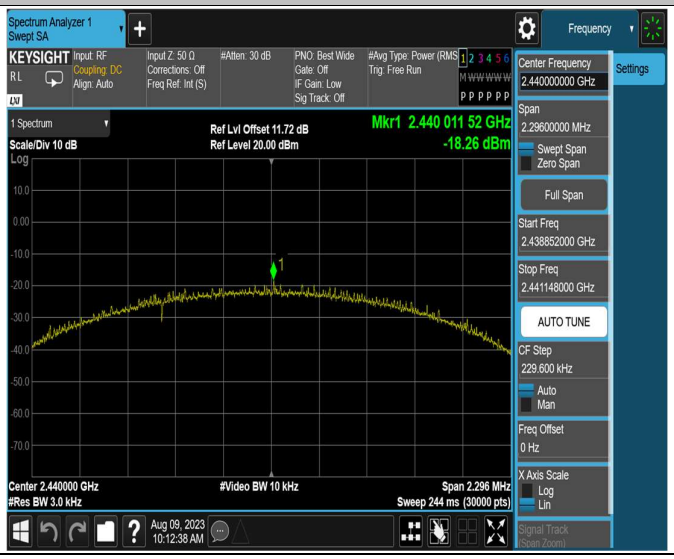

BLE_2M_Ant1_2480

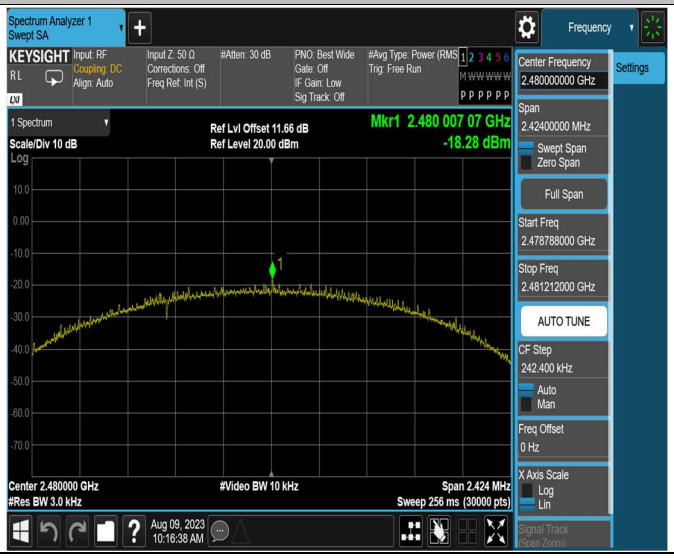

Appendix E: Band edge measurements

Test Result

TestMode	Antenna	ChName	Frequency[MHz]	RefLevel[dBm]	Result[dBm]	Limit[dBm]	Verdict
BLE_1M	Ant1	Low	2402	1.17	-43.5	≤-18.83	PASS
		High	2480	1.65	-41.91	≤-18.35	PASS
BLE_2M	Ant1	Low	2402	0.13	-32.83	≤-19.87	PASS
		High	2480	1.40	-44.63	≤-18.6	PASS

Test Graphs

BLE_1M_Ant1_Low_2402

BLE_1M_Ant1_High_2480

BLE_2M_Ant1_Low_2402

BLE_2M_Ant1_High_2480

Appendix F: Conducted Spurious Emission

Test Result

TestMode	Antenna	Frequency[MHz]	FreqRange [MHz]	RefLevel [dBm]	Result[dBm]	Limit[dBm]	Verdict
BLE_1M	Ant1	2402	Reference	0.09	0.09	---	PASS
			30~1000	0.09	-58.52	≤-19.91	PASS
			1000~26500	0.09	-50.56	≤-19.91	PASS
		2440	Reference	-0.27	-0.27	---	PASS
			30~1000	-0.27	-58.01	≤-20.27	PASS
			1000~26500	-0.27	-50.51	≤-20.27	PASS
		2480	Reference	-0.12	-0.12	---	PASS
			30~1000	-0.12	-58.9	≤-20.12	PASS
			1000~26500	-0.12	-49.96	≤-20.12	PASS
BLE_2M	Ant1	2402	Reference	-0.33	-0.33	---	PASS
			30~1000	-0.33	-58.36	≤-20.33	PASS
			1000~26500	-0.33	-49.76	≤-20.33	PASS
		2440	Reference	-0.72	-0.72	---	PASS
			30~1000	-0.72	-58.67	≤-20.72	PASS
			1000~26500	-0.72	-49.94	≤-20.72	PASS
		2480	Reference	-0.48	-0.48	---	PASS
			30~1000	-0.48	-58.08	≤-20.48	PASS
			1000~26500	-0.48	-50.1	≤-20.48	PASS