EUT	Cassia Bluetooth Router	Date of Test	2021-03-01
Factor	BBHA 9120D	Temp. / Humidity	35.2°C/21.9%
Polarity	Vertical	Site / Test Engineer	AC1 / Jay Chou
Test Mode	Transmit by 802.11a at Channel 5500MHz	Test Voltage	120V/60Hz

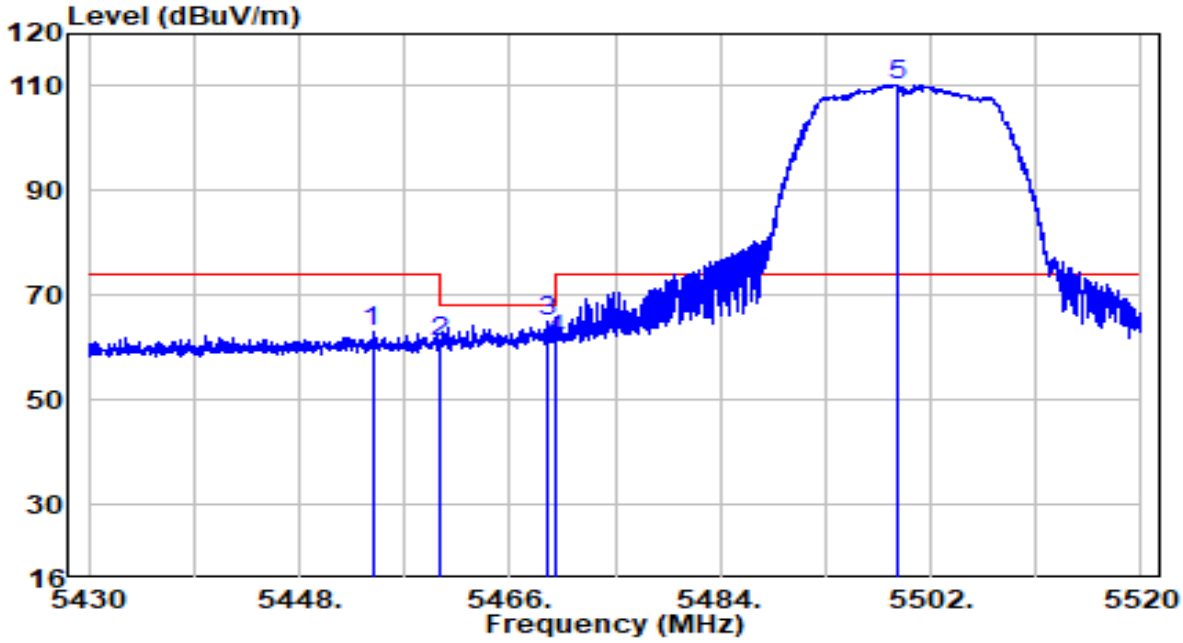

No		Frequency (MHz)	Reading (dBuV)	C.F (dB)	Measurement (dBuV/m)	Margin (dB)	Limit (dBuV/m)	Remark (QP/PK/AV)
1		5454.255	42.98	20.22	63.21	-10.79	74.00	Peak
2		5460.000	40.73	20.23	60.96	-7.24	68.20	Peak
3		5469.285	44.81	20.24	65.05	-3.15	68.20	Peak
4		5470.000	41.18	20.24	61.42	-6.78	68.20	Peak
5	*	5499.120	90.04	20.27	110.31	N/A	N/A	Peak

Note:

1. " *", means this data is the worst emission level.
2. C.F (Correction Factor) = Antenna Factor (dB)+ Cable Loss (dB)– Preamplifier(dB).
3. Measurement(dBuV/m) = Reading(dBuV) + C.F (Correction Factor).
4.The emission levels of other frequencies are very lower than the limit and not show in test report.

EUT	Cassia Bluetooth Router	Date of Test	2021-03-01
Factor	BBHA 9120D	Temp. / Humidity	35.2°C/21.9%
Polarity	Vertical	Site / Test Engineer	AC1 / Jay Chou
Test Mode	Transmit by 802.11a at Channel 5500MHz	Test Voltage	120V/60Hz

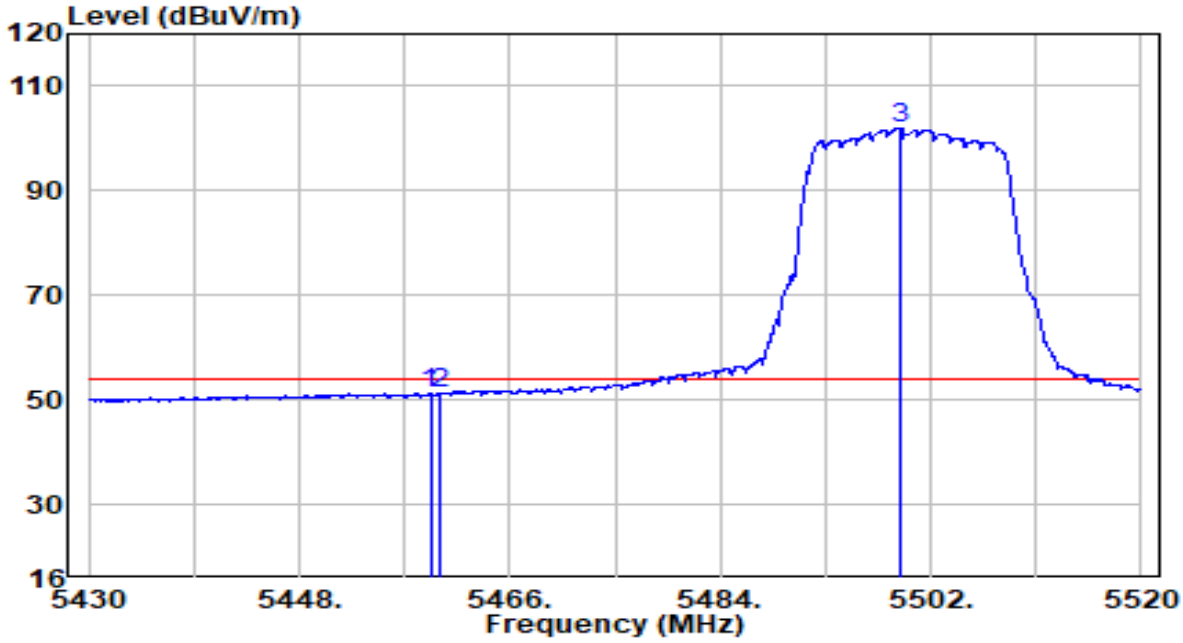

No		Frequency (MHz)	Reading (dBuV)	C.F (dB)	Measurement (dBuV/m)	Margin (dB)	Limit (dBuV/m)	Remark (QP/PK/AV)
1		5459.205	30.99	20.23	51.22	-2.78	54.00	Average
2		5460.000	30.96	20.23	51.19	-2.81	54.00	Average
3	*	5499.300	81.72	20.27	101.99	N/A	N/A	Average

Note:

1. " *", means this data is the worst emission level.
2. C.F (Correction Factor) = Antenna Factor (dB)+ Cable Loss (dB)– Preamplifier(dB).
3. Measurement(dBuV/m) = Reading(dBuV) + C.F (Correction Factor).
4.The emission levels of other frequencies are very lower than the limit and not show in test report.

EUT	Cassia Bluetooth Router	Date of Test	2021-03-01
Factor	BBHA 9120D	Temp. / Humidity	35.2°C/21.9%
Polarity	Horizontal	Site / Test Engineer	AC1 / Jay Chou
Test Mode	Transmit by 802.11a at Channel 5700MHz	Test Voltage	120V/60Hz

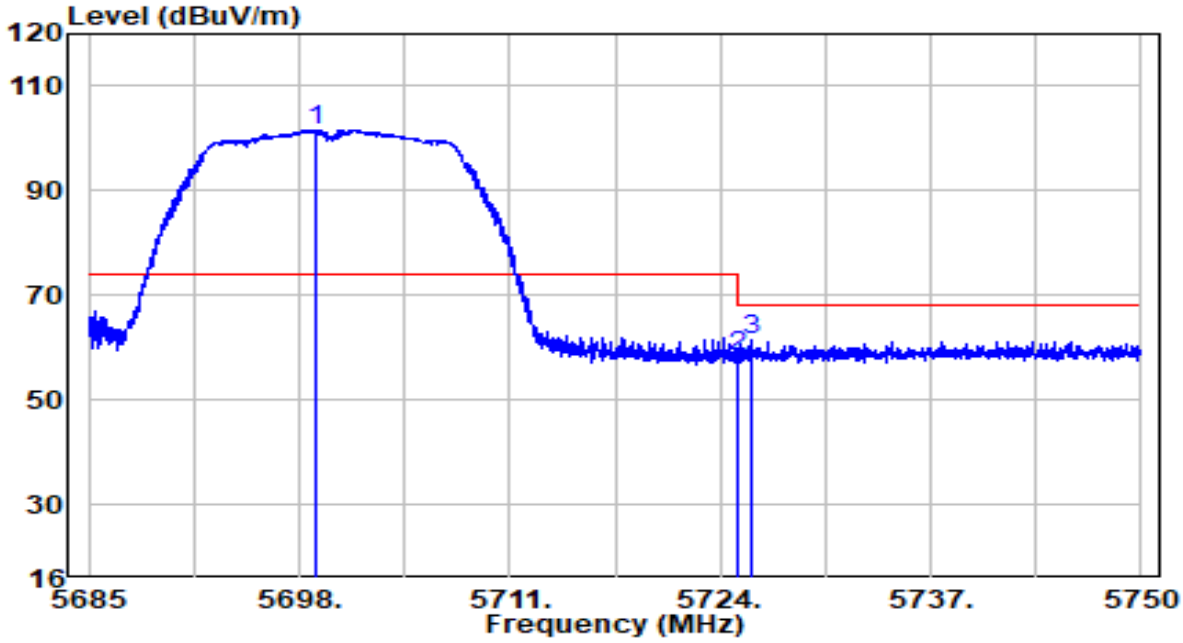

No		Frequency (MHz)	Reading (dBuV)	C.F (dB)	Measurement (dBuV/m)	Margin (dB)	Limit (dBuV/m)	Remark (QP/PK/AV)
1	*	5699.072	80.70	20.92	101.62	N/A	N/A	Peak
2		5725.000	37.55	21.00	58.55	-9.65	68.20	Peak
3		5725.982	40.48	21.00	61.49	-6.71	68.20	Peak

Note:

1. " *", means this data is the worst emission level.
2. C.F (Correction Factor) = Antenna Factor (dB)+ Cable Loss (dB)– Preamplifier(dB).
3. Measurement(dBuV/m) = Reading(dBuV) + C.F (Correction Factor).
4.The emission levels of other frequencies are very lower than the limit and not show in test report.

EUT	Cassia Bluetooth Router	Date of Test	2021-03-01
Factor	BBHA 9120D	Temp. / Humidity	35.2°C/21.9%
Polarity	Vertical	Site / Test Engineer	AC1 / Jay Chou
Test Mode	Transmit by 802.11a at Channel 5700MHz	Test Voltage	120V/60Hz

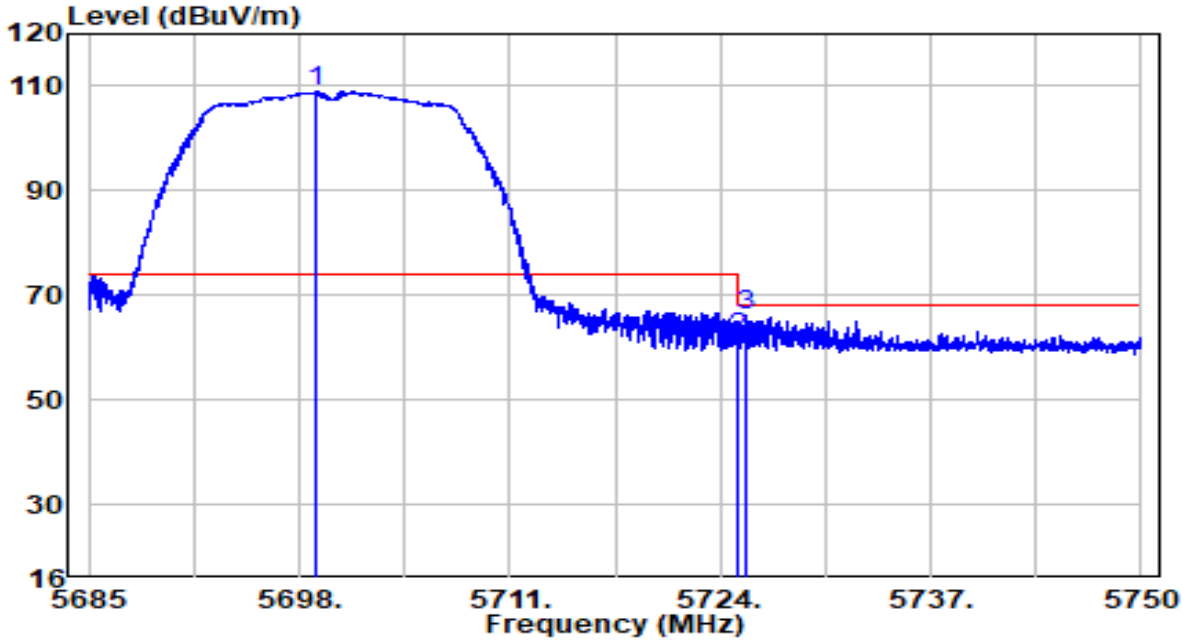

No		Frequency (MHz)	Reading (dBuV)	C.F (dB)	Measurement (dBuV/m)	Margin (dB)	Limit (dBuV/m)	Remark (QP/PK/AV)
1	*	5699.072	87.99	20.92	108.91	N/A	N/A	Peak
2		5725.000	40.85	21.00	61.85	-6.35	68.20	Peak
3		5725.658	45.19	21.00	66.19	-2.01	68.20	Peak

Note:

1. " *", means this data is the worst emission level.
2. C.F (Correction Factor) = Antenna Factor (dB)+ Cable Loss (dB)– Preamplifier(dB).
3. Measurement(dBuV/m) = Reading(dBuV) + C.F (Correction Factor).
4.The emission levels of other frequencies are very lower than the limit and not show in test report.

EUT	Cassia Bluetooth Router	Date of Test	2021-03-01
Factor	BBHA 9120D	Temp. / Humidity	35.2°C/21.9%
Polarity	Horizontal	Site / Test Engineer	AC1 / Jay Chou
Test Mode	Transmit by 802.11a at Channel 5745MHz	Test Voltage	120V/60Hz

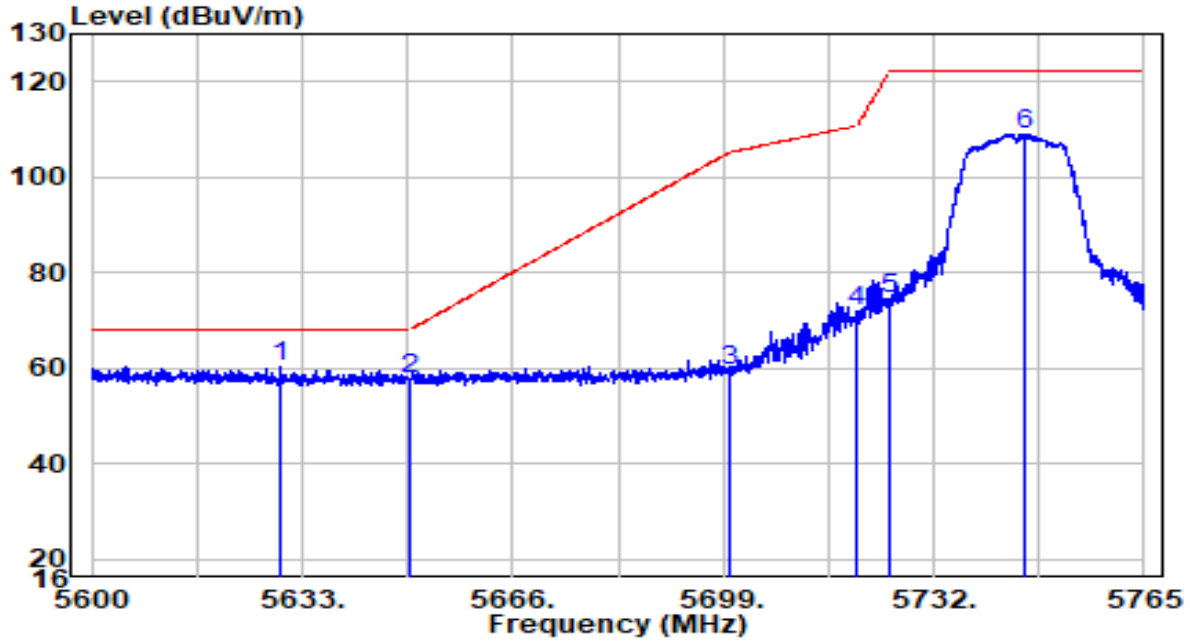

No		Frequency (MHz)	Reading (dBuV)	C.F (dB)	Measurement (dBuV/m)	Margin (dB)	Limit (dBuV/m)	Remark (QP/PK/AV)
1	*	5629.535	39.48	20.69	60.17	-8.03	68.20	Peak
2		5650.000	36.82	20.76	57.58	-10.62	68.20	Peak
3		5700.000	38.43	20.92	59.34	-45.86	105.20	Peak
4		5720.000	50.93	20.98	71.91	-38.89	110.80	Peak
5		5725.000	53.67	21.00	74.67	-47.53	122.20	Peak
6		5746.107	87.99	21.07	109.05	N/A	N/A	Peak

Note:

1. " *", means this data is the worst emission level.
2. C.F (Correction Factor) = Antenna Factor (dB)+ Cable Loss (dB)– Preamplifier(dB).
3. Measurement(dBuV/m) = Reading(dBuV) + C.F (Correction Factor).
4.The emission levels of other frequencies are very lower than the limit and not show in test report.

EUT	Cassia Bluetooth Router	Date of Test	2021-03-01
Factor	BBHA 9120D	Temp. / Humidity	35.2°C/21.9%
Polarity	Vertical	Site / Test Engineer	AC1 / Jay Chou
Test Mode	Transmit by 802.11a at Channel 5745MHz	Test Voltage	120V/60Hz

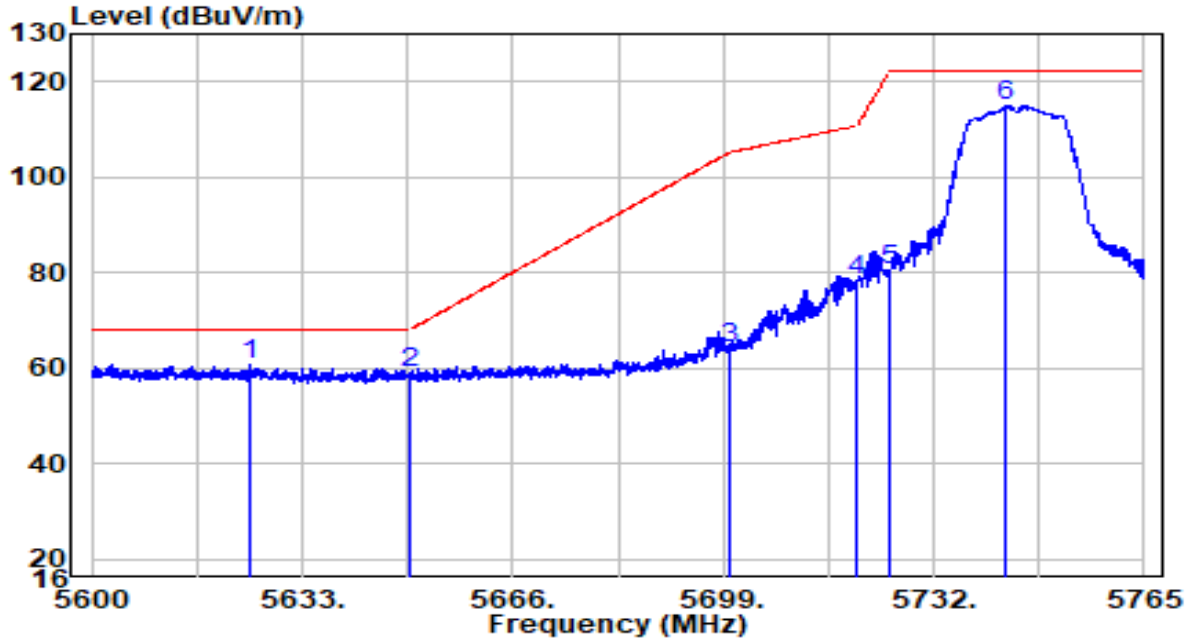

No		Frequency (MHz)	Reading (dBuV)	C.F (dB)	Measurement (dBuV/m)	Margin (dB)	Limit (dBuV/m)	Remark (QP/PK/AV)
1		5624.750	40.12	20.67	60.80	-7.40	68.20	Peak
2		5650.000	38.14	20.76	58.89	-9.31	68.20	Peak
3		5700.000	43.21	20.92	64.13	-41.07	105.20	Peak
4		5720.000	57.59	20.98	78.58	-32.22	110.80	Peak
5		5725.000	59.63	21.00	80.63	-41.57	122.20	Peak
6	*	5743.303	93.85	21.06	114.91	N/A	N/A	Peak

Note:

1. " *", means this data is the worst emission level.
2. C.F (Correction Factor) = Antenna Factor (dB)+ Cable Loss (dB)– Preamplifier(dB).
3. Measurement(dBuV/m) = Reading(dBuV) + C.F (Correction Factor).
4.The emission levels of other frequencies are very lower than the limit and not show in test report.

EUT	Cassia Bluetooth Router	Date of Test	2021-03-01
Factor	BBHA 9120D	Temp. / Humidity	35.2°C/21.9%
Polarity	Horizontal	Site / Test Engineer	AC1 / Jay Chou
Test Mode	Transmit by 802.11a at Channel 5825MHz	Test Voltage	120V/60Hz

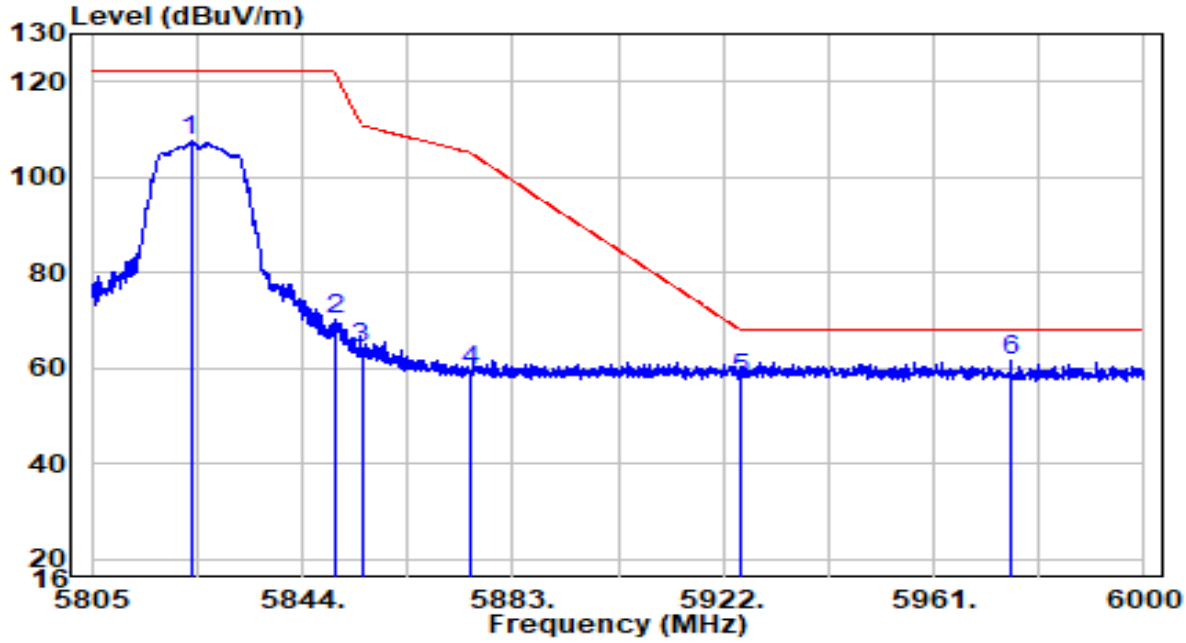

No		Frequency (MHz)	Reading (dBuV)	C.F (dB)	Measurement (dBuV/m)	Margin (dB)	Limit (dBuV/m)	Remark (QP/PK/AV)
1		5823.330	86.10	21.32	107.42	N/A	N/A	Peak
2		5850.000	48.79	21.40	70.19	-52.01	122.20	Peak
3		5855.000	42.93	21.42	64.35	-46.45	110.80	Peak
4		5875.000	37.91	21.49	59.39	-45.81	105.20	Peak
5		5925.000	36.21	21.65	57.85	-10.35	68.20	Peak
6	*	5975.333	39.72	21.81	61.53	-6.67	68.20	Peak

Note:

1. " *", means this data is the worst emission level.
2. C.F (Correction Factor) = Antenna Factor (dB)+ Cable Loss (dB)– Preamplifier(dB).
3. Measurement(dBuV/m) = Reading(dBuV) + C.F (Correction Factor).
4.The emission levels of other frequencies are very lower than the limit and not show in test report.

EUT	Cassia Bluetooth Router	Date of Test	2021-03-01
Factor	BBHA 9120D	Temp. / Humidity	35.2°C/21.9%
Polarity	Vertical	Site / Test Engineer	AC1 / Jay Chou
Test Mode	Transmit by 802.11a at Channel 5825MHz	Test Voltage	120V/60Hz

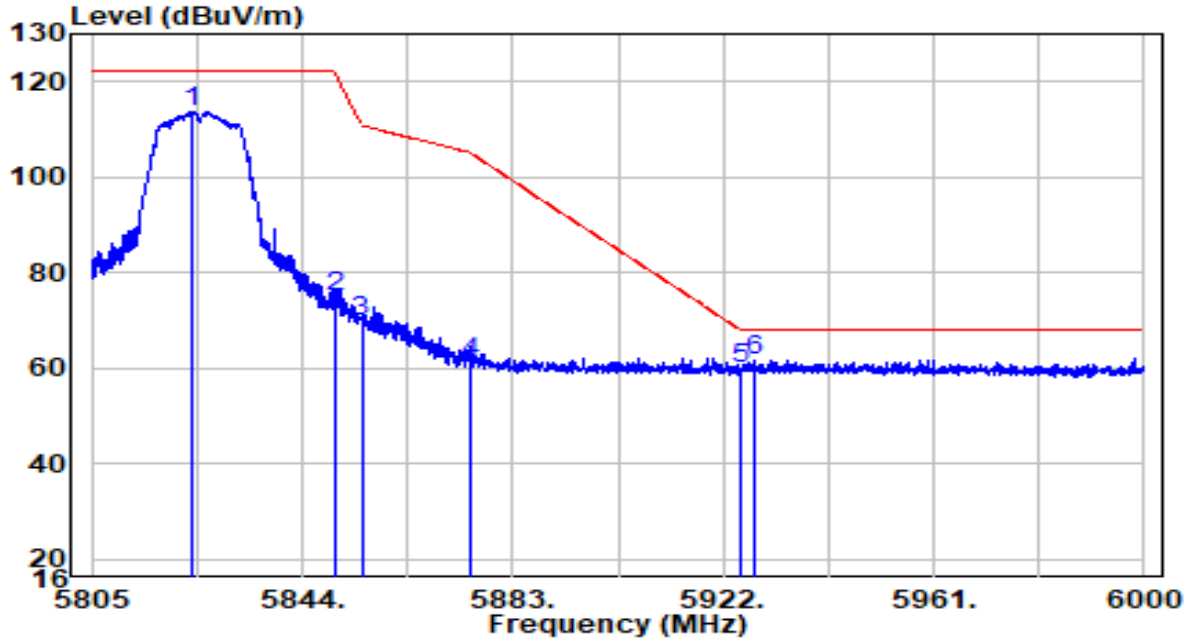

No		Frequency (MHz)	Reading (dBuV)	C.F (dB)	Measurement (dBuV/m)	Margin (dB)	Limit (dBuV/m)	Remark (QP/PK/AV)
1		5823.428	92.47	21.32	113.79	N/A	N/A	Peak
2		5850.000	53.45	21.40	74.85	-47.35	122.20	Peak
3		5855.000	48.36	21.42	69.78	-41.02	110.80	Peak
4		5875.000	39.85	21.49	61.34	-43.86	105.20	Peak
5		5925.000	38.16	21.65	59.81	-8.39	68.20	Peak
6	*	5927.752	39.82	21.66	61.48	-6.72	68.20	Peak

Note:

1. " *", means this data is the worst emission level.
2. C.F (Correction Factor) = Antenna Factor (dB)+ Cable Loss (dB)– Preamplifier(dB).
3. Measurement(dBuV/m) = Reading(dBuV) + C.F (Correction Factor).
4.The emission levels of other frequencies are very lower than the limit and not show in test report.

EUT	Cassia Bluetooth Router	Date of Test	2021-03-01
Factor	BBHA 9120D	Temp. / Humidity	35.2°C/21.9%
Polarity	Horizontal	Site / Test Engineer	AC1 / Jay Chou
Test Mode	Transmit by 802.11ac-VHT20 at Channel 5180MHz	Test Voltage	120V/60Hz

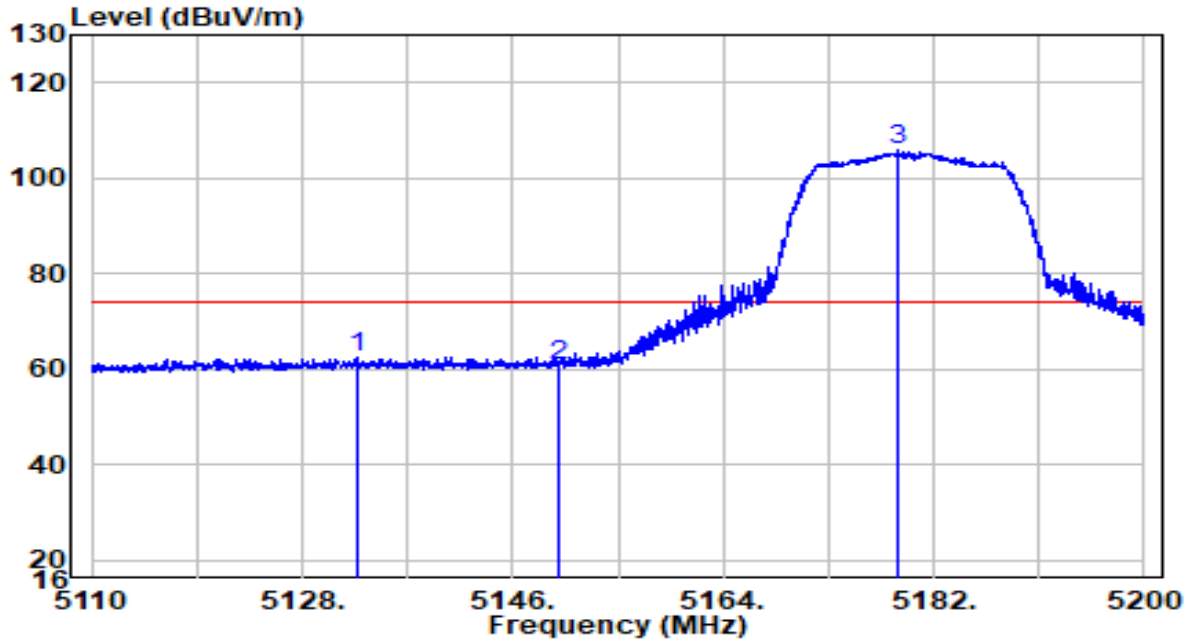

No		Frequency (MHz)	Reading (dBuV)	C.F (dB)	Measurement (dBuV/m)	Margin (dB)	Limit (dBuV/m)	Remark (QP/PK/AV)
1		5132.635	42.75	19.89	62.64	-11.36	74.00	Peak
2		5150.005	40.73	19.91	60.64	-13.36	74.00	Peak
3	*	5179.030	86.00	19.94	105.94	N/A	N/A	Peak

Note:

1. " *", means this data is the worst emission level.
2. C.F (Correction Factor) = Antenna Factor (dB)+ Cable Loss (dB)– Preamplifier(dB).
3. Measurement(dBuV/m) = Reading(dBuV) + C.F (Correction Factor).
4.The emission levels of other frequencies are very lower than the limit and not show in test report.

EUT	Cassia Bluetooth Router	Date of Test	2021-03-01
Factor	BBHA 9120D	Temp. / Humidity	35.2°C/21.9%
Polarity	Horizontal	Site / Test Engineer	AC1 / Jay Chou
Test Mode	Transmit by 802.11ac-VHT20 at Channel 5180MHz	Test Voltage	120V/60Hz

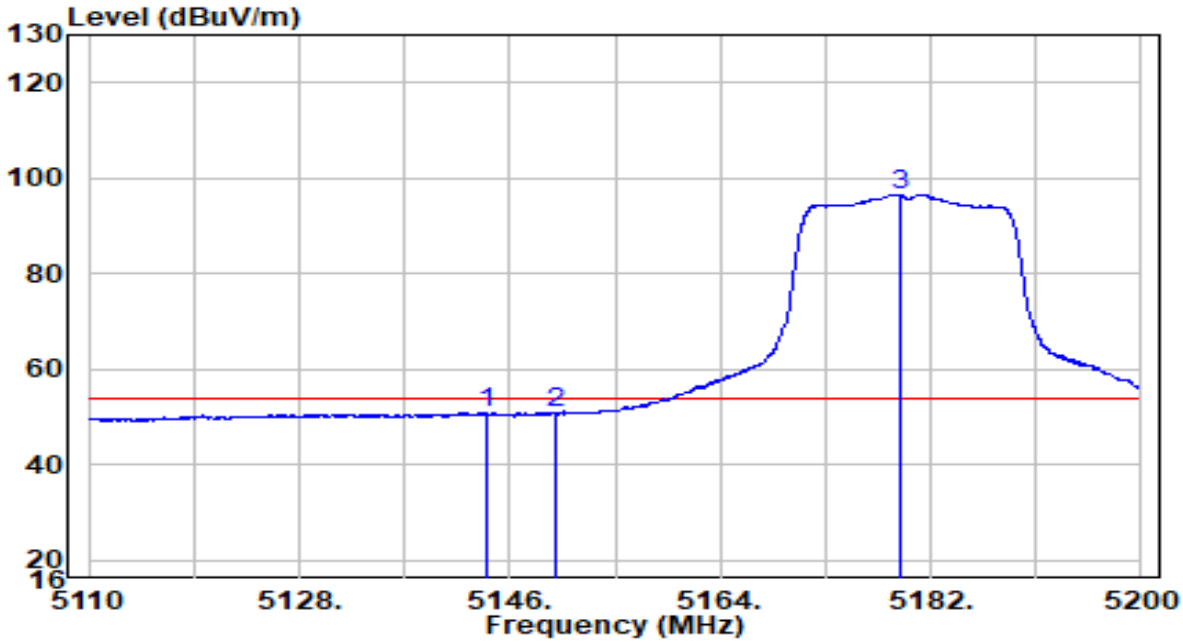

No		Frequency (MHz)	Reading (dBuV)	C.F (dB)	Measurement (dBuV/m)	Margin (dB)	Limit (dBuV/m)	Remark (QP/PK/AV)
1		5144.020	30.99	19.90	50.89	-3.11	54.00	Average
2		5150.000	30.83	19.91	50.74	-3.26	54.00	Average
3	*	5179.345	76.65	19.94	96.59	N/A	N/A	Average

Note:

1. " *", means this data is the worst emission level.
2. C.F (Correction Factor) = Antenna Factor (dB)+ Cable Loss (dB)– Preamplifier(dB).
3. Measurement(dBuV/m) = Reading(dBuV) + C.F (Correction Factor).
4.The emission levels of other frequencies are very lower than the limit and not show in test report.

EUT	Cassia Bluetooth Router	Date of Test	2021-03-01
Factor	BBHA 9120D	Temp. / Humidity	35.2°C/21.9%
Polarity	Vertical	Site / Test Engineer	AC1 / Jay Chou
Test Mode	Transmit by 802.11ac-VHT20 at Channel 5180MHz	Test Voltage	120V/60Hz

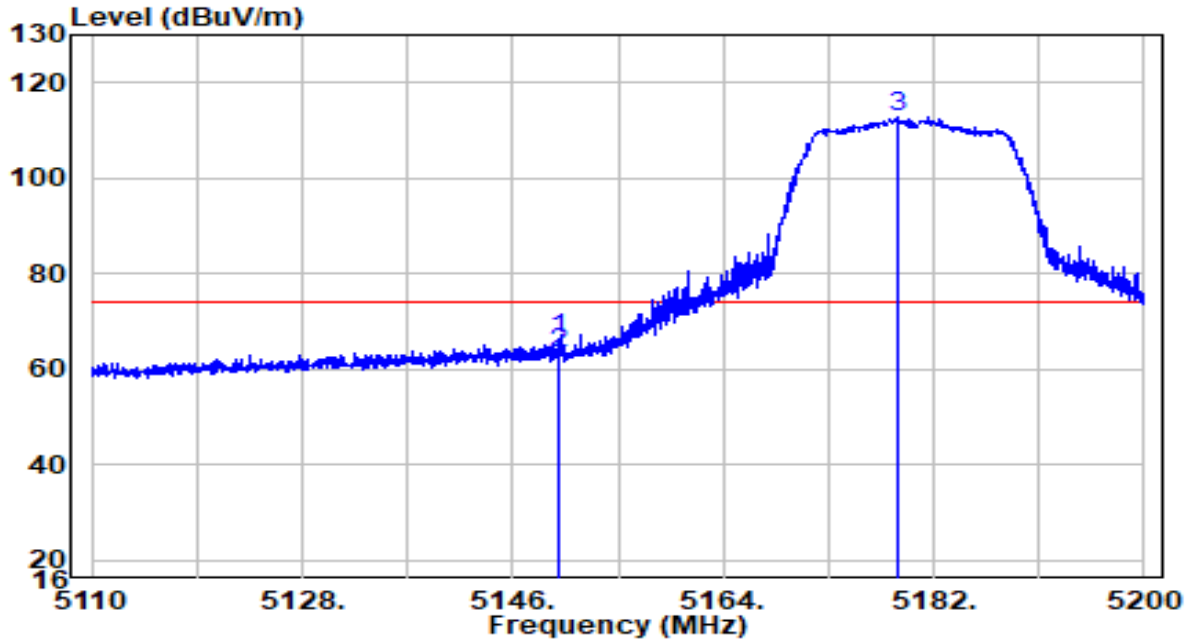

No		Frequency (MHz)	Reading (dBuV)	C.F (dB)	Measurement (dBuV/m)	Margin (dB)	Limit (dBuV/m)	Remark (QP/PK/AV)
1		5149.960	46.41	19.91	66.31	-7.69	74.00	Peak
2		5150.000	43.55	19.91	63.46	-10.54	74.00	Peak
3	*	5178.985	92.75	19.94	112.69	N/A	N/A	Peak

Note:

1. " *", means this data is the worst emission level.
2. C.F (Correction Factor) = Antenna Factor (dB)+ Cable Loss (dB)– Preamplifier(dB).
3. Measurement(dBuV/m) = Reading(dBuV) + C.F (Correction Factor).
4.The emission levels of other frequencies are very lower than the limit and not show in test report.

EUT	Cassia Bluetooth Router	Date of Test	2021-03-01
Factor	BBHA 9120D	Temp. / Humidity	35.2°C/21.9%
Polarity	Vertical	Site / Test Engineer	AC1 / Jay Chou
Test Mode	Transmit by 802.11ac-VHT20 at Channel 5180MHz	Test Voltage	120V/60Hz

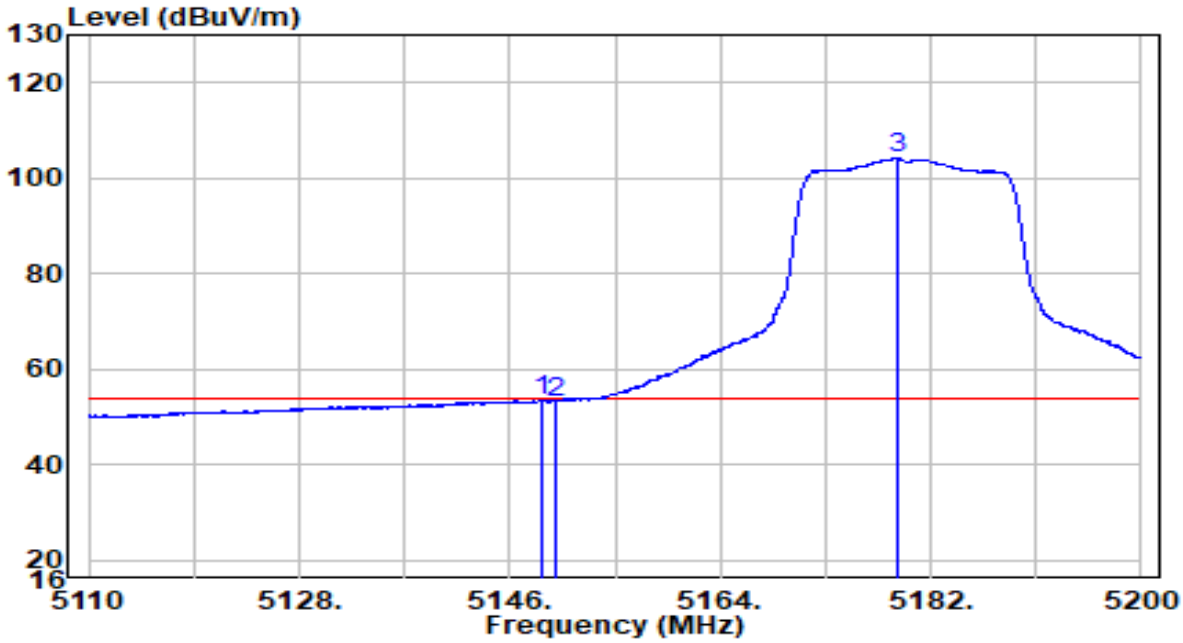

No		Frequency (MHz)	Reading (dBuV)	C.F (dB)	Measurement (dBuV/m)	Margin (dB)	Limit (dBuV/m)	Remark (QP/PK/AV)
1		5148.790	33.60	19.90	53.50	-0.50	54.00	Average
2		5150.000	33.27	19.91	53.18	-0.82	54.00	Average
3	*	5179.075	84.39	19.94	104.33	N/A	N/A	Average

Note:

1. " *", means this data is the worst emission level.
2. C.F (Correction Factor) = Antenna Factor (dB)+ Cable Loss (dB)– Preamplifier(dB).
3. Measurement(dBuV/m) = Reading(dBuV) + C.F (Correction Factor).
4.The emission levels of other frequencies are very lower than the limit and not show in test report.

EUT	Cassia Bluetooth Router	Date of Test	2021-03-01
Factor	BBHA 9120D	Temp. / Humidity	35.2°C/21.9%
Polarity	Horizontal	Site / Test Engineer	AC1 / Jay Chou
Test Mode	Transmit by 802.11ac-VHT20 at Channel 5240MHz	Test Voltage	120V/60Hz

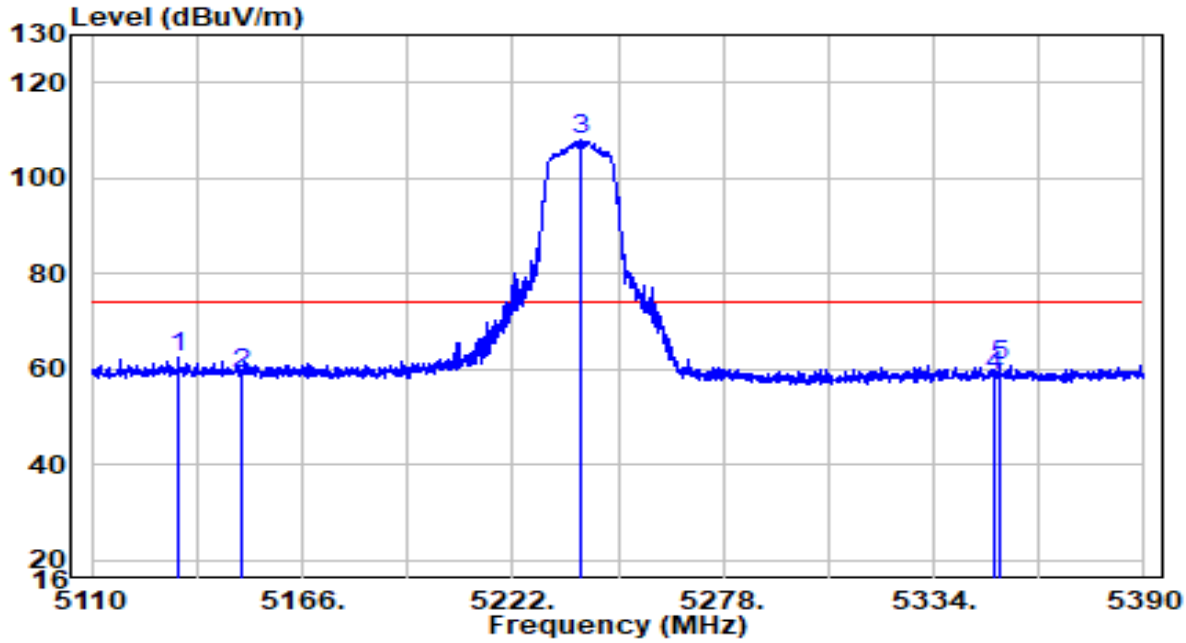

No		Frequency (MHz)	Reading (dBuV)	C.F (dB)	Measurement (dBuV/m)	Margin (dB)	Limit (dBuV/m)	Remark (QP/PK/AV)
1		5132.960	42.74	19.89	62.63	-11.37	74.00	Peak
2		5150.000	39.06	19.91	58.97	-15.03	74.00	Peak
3	*	5240.340	88.10	20.00	108.10	N/A	N/A	Peak
4		5350.000	38.62	20.11	58.73	-15.27	74.00	Peak
5		5351.500	40.57	20.12	60.69	-13.31	74.00	Peak

Note:

1. " *", means this data is the worst emission level.
2. C.F (Correction Factor) = Antenna Factor (dB)+ Cable Loss (dB)– Preamplifier(dB).
3. Measurement(dBuV/m) = Reading(dBuV) + C.F (Correction Factor).
4.The emission levels of other frequencies are very lower than the limit and not show in test report.

EUT	Cassia Bluetooth Router	Date of Test	2021-03-01
Factor	BBHA 9120D	Temp. / Humidity	35.2°C/21.9%
Polarity	Horizontal	Site / Test Engineer	AC1 / Jay Chou
Test Mode	Transmit by 802.11ac-VHT20 at Channel 5240MHz	Test Voltage	120V/60Hz

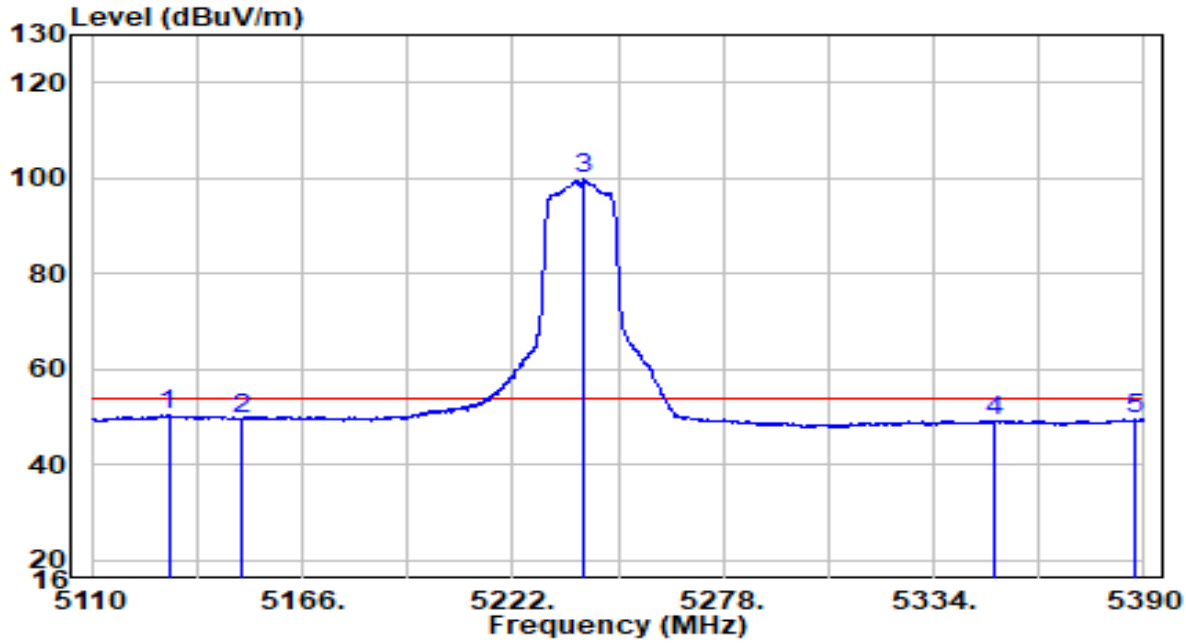

No		Frequency (MHz)	Reading (dBuV)	C.F (dB)	Measurement (dBuV/m)	Margin (dB)	Limit (dBuV/m)	Remark (QP/PK/AV)
1		5130.440	30.54	19.89	50.43	-3.57	54.00	Average
2		5150.000	29.81	19.91	49.72	-4.28	54.00	Average
3	*	5241.040	79.69	20.00	99.69	N/A	N/A	Average
4		5350.000	28.96	20.11	49.08	-4.92	54.00	Average
5		5387.480	29.30	20.15	49.46	-4.54	54.00	Average

Note:

1. " *", means this data is the worst emission level.
2. C.F (Correction Factor) = Antenna Factor (dB)+ Cable Loss (dB)– Preamplifier(dB).
3. Measurement(dBuV/m) = Reading(dBuV) + C.F (Correction Factor).
4.The emission levels of other frequencies are very lower than the limit and not show in test report.

EUT	Cassia Bluetooth Router	Date of Test	2021-03-01
Factor	BBHA 9120D	Temp. / Humidity	35.2°C/21.9%
Polarity	Vertical	Site / Test Engineer	AC1 / Jay Chou
Test Mode	Transmit by 802.11ac-VHT20 at Channel 5240MHz	Test Voltage	120V/60Hz

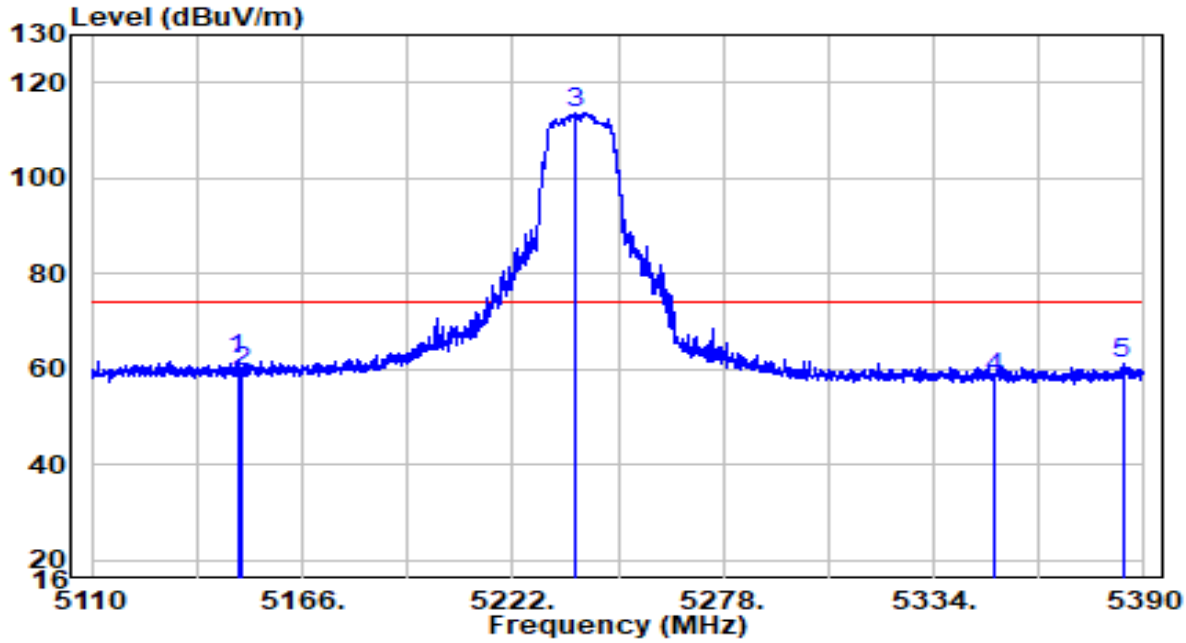

No		Frequency (MHz)	Reading (dBuV)	C.F (dB)	Measurement (dBuV/m)	Margin (dB)	Limit (dBuV/m)	Remark (QP/PK/AV)
1		5148.780	42.14	19.90	62.05	-11.95	74.00	Peak
2		5150.000	39.34	19.91	59.24	-14.76	74.00	Peak
3	*	5238.660	93.83	20.00	113.83	N/A	N/A	Peak
4		5350.000	38.09	20.11	58.21	-15.79	74.00	Peak
5		5384.260	40.87	20.15	61.02	-12.98	74.00	Peak

Note:

1. " *", means this data is the worst emission level.
2. C.F (Correction Factor) = Antenna Factor (dB)+ Cable Loss (dB)– Preamplifier(dB).
3. Measurement(dBuV/m) = Reading(dBuV) + C.F (Correction Factor).
4.The emission levels of other frequencies are very lower than the limit and not show in test report.

EUT	Cassia Bluetooth Router	Date of Test	2021-03-01
Factor	BBHA 9120D	Temp. / Humidity	35.2°C/21.9%
Polarity	Vertical	Site / Test Engineer	AC1 / Jay Chou
Test Mode	Transmit by 802.11ac-VHT20 at Channel 5240MHz	Test Voltage	120V/60Hz

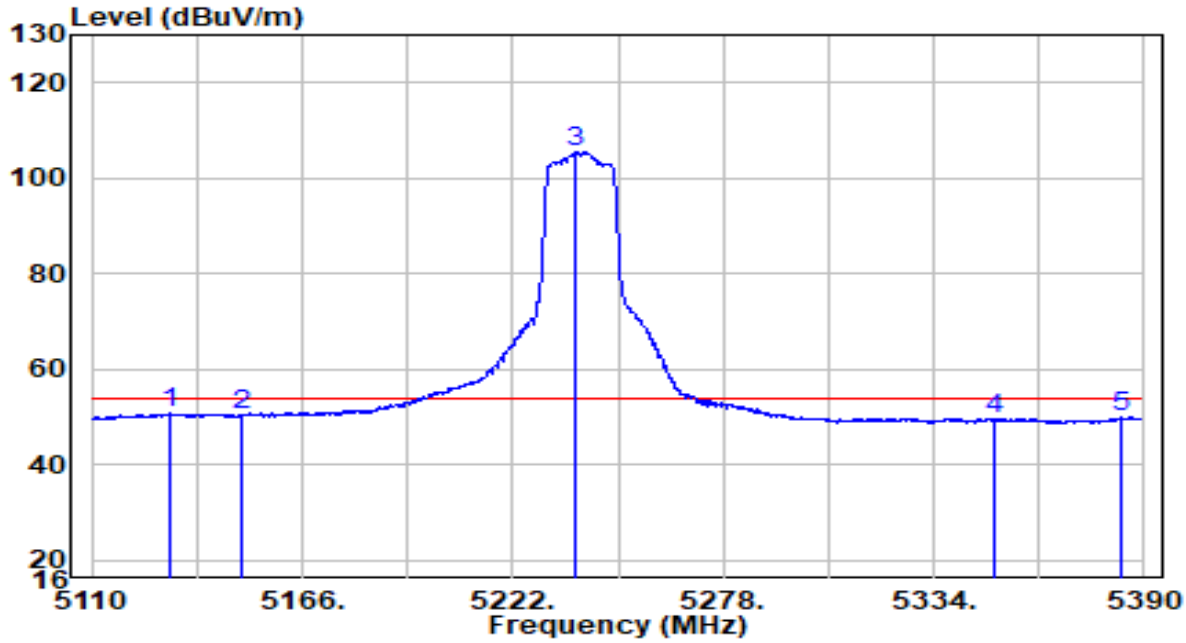

No		Frequency (MHz)	Reading (dBuV)	C.F (dB)	Measurement (dBuV/m)	Margin (dB)	Limit (dBuV/m)	Remark (QP/PK/AV)
1		5131.140	30.79	19.89	50.67	-3.33	54.00	Average
2		5150.000	30.38	19.91	50.29	-3.71	54.00	Average
3	*	5238.800	85.58	20.00	105.58	N/A	N/A	Average
4		5350.000	29.25	20.11	49.37	-4.63	54.00	Average
5		5384.120	29.70	20.15	49.85	-4.15	54.00	Average

Note:

1. " *", means this data is the worst emission level.
2. C.F (Correction Factor) = Antenna Factor (dB)+ Cable Loss (dB)– Preamplifier(dB).
3. Measurement(dBuV/m) = Reading(dBuV) + C.F (Correction Factor).
4.The emission levels of other frequencies are very lower than the limit and not show in test report.

EUT	Cassia Bluetooth Router	Date of Test	2021-03-01
Factor	BBHA 9120D	Temp. / Humidity	35.2°C/21.9%
Polarity	Horizontal	Site / Test Engineer	AC1 / Jay Chou
Test Mode	Transmit by 802.11ac-VHT20 at Channel 5320MHz	Test Voltage	120V/60Hz

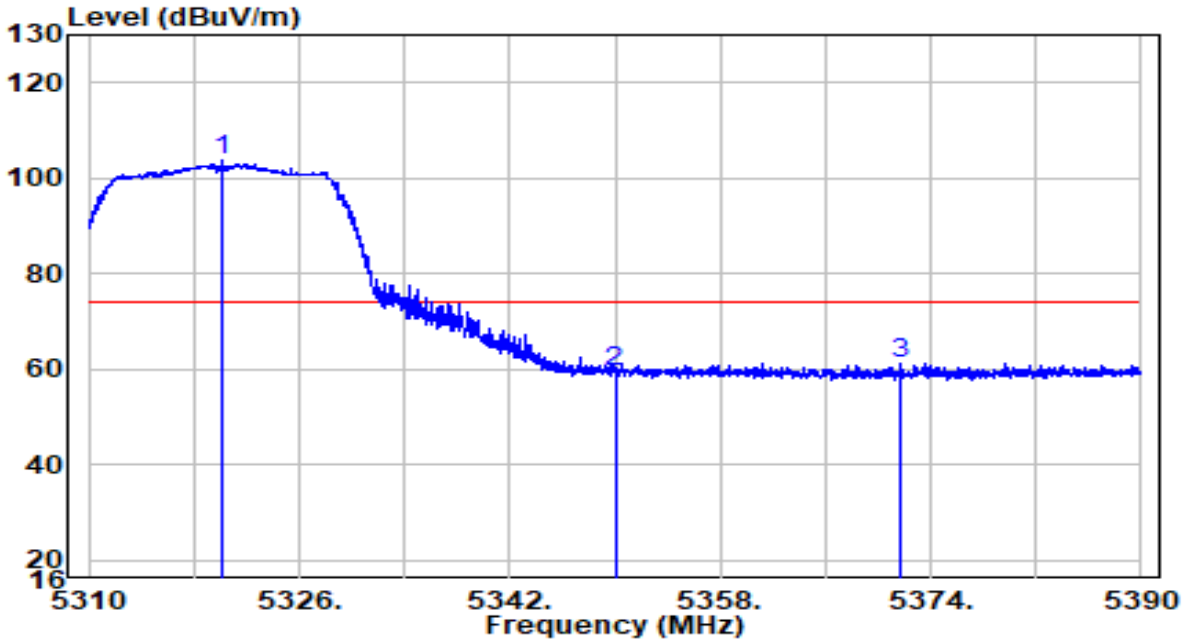

No		Frequency (MHz)	Reading (dBuV)	C.F (dB)	Measurement (dBuV/m)	Margin (dB)	Limit (dBuV/m)	Remark (QP/PK/AV)
1	*	5320.080	83.52	20.08	103.60	N/A	N/A	Peak
2		5350.000	39.28	20.11	59.39	-14.61	74.00	Peak
3		5371.680	41.14	20.14	61.28	-12.72	74.00	Peak

Note:

1. " *", means this data is the worst emission level.
2. C.F (Correction Factor) = Antenna Factor (dB)+ Cable Loss (dB)– Preamplifier(dB).
3. Measurement(dBuV/m) = Reading(dBuV) + C.F (Correction Factor).
4.The emission levels of other frequencies are very lower than the limit and not show in test report.

EUT	Cassia Bluetooth Router	Date of Test	2021-03-01
Factor	BBHA 9120D	Temp. / Humidity	35.2°C/21.9%
Polarity	Horizontal	Site / Test Engineer	AC1 / Jay Chou
Test Mode	Transmit by 802.11ac-VHT20 at Channel 5320MHz	Test Voltage	120V/60Hz

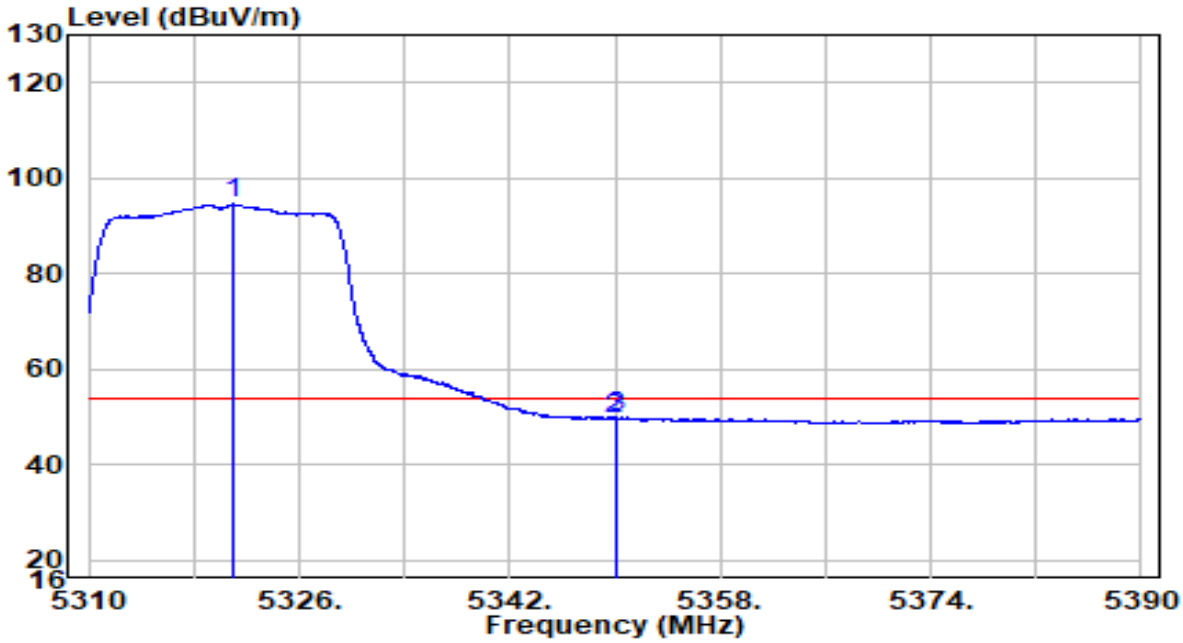

No		Frequency (MHz)	Reading (dBuV)	C.F (dB)	Measurement (dBuV/m)	Margin (dB)	Limit (dBuV/m)	Remark (QP/PK/AV)
1	*	5320.960	74.44	20.08	94.53	N/A	N/A	Average
2		5350.000	29.63	20.11	49.74	-4.26	54.00	Average
3		5350.160	29.75	20.11	49.86	-4.14	54.00	Average

Note:

1. " *", means this data is the worst emission level.
2. C.F (Correction Factor) = Antenna Factor (dB)+ Cable Loss (dB)– Preamplifier(dB).
3. Measurement(dBuV/m) = Reading(dBuV) + C.F (Correction Factor).
4.The emission levels of other frequencies are very lower than the limit and not show in test report.

EUT	Cassia Bluetooth Router	Date of Test	2021-03-01
Factor	BBHA 9120D	Temp. / Humidity	35.2°C/21.9%
Polarity	Vertical	Site / Test Engineer	AC1 / Jay Chou
Test Mode	Transmit by 802.11ac-VHT20 at Channel 5320MHz	Test Voltage	120V/60Hz

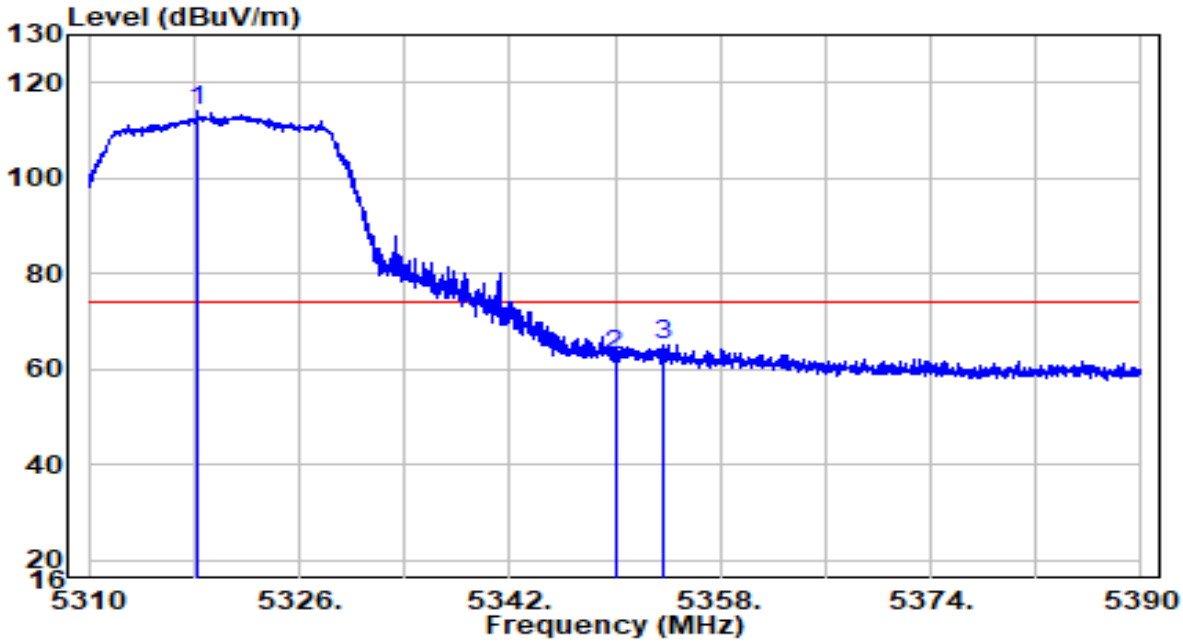

No		Frequency (MHz)	Reading (dBuV)	C.F (dB)	Measurement (dBuV/m)	Margin (dB)	Limit (dBuV/m)	Remark (QP/PK/AV)
1	*	5318.280	93.86	20.08	113.94	N/A	N/A	Peak
2		5350.000	42.95	20.11	63.06	-10.94	74.00	Peak
3		5353.680	45.10	20.12	65.22	-8.78	74.00	Peak

Note:

1. " *", means this data is the worst emission level.
2. C.F (Correction Factor) = Antenna Factor (dB)+ Cable Loss (dB)– Preamplifier(dB).
3. Measurement(dBuV/m) = Reading(dBuV) + C.F (Correction Factor).
4.The emission levels of other frequencies are very lower than the limit and not show in test report.

EUT	Cassia Bluetooth Router	Date of Test	2021-03-01
Factor	BBHA 9120D	Temp. / Humidity	35.2°C/21.9%
Polarity	Vertical	Site / Test Engineer	AC1 / Jay Chou
Test Mode	Transmit by 802.11ac-VHT20 at Channel 5320MHz	Test Voltage	120V/60Hz

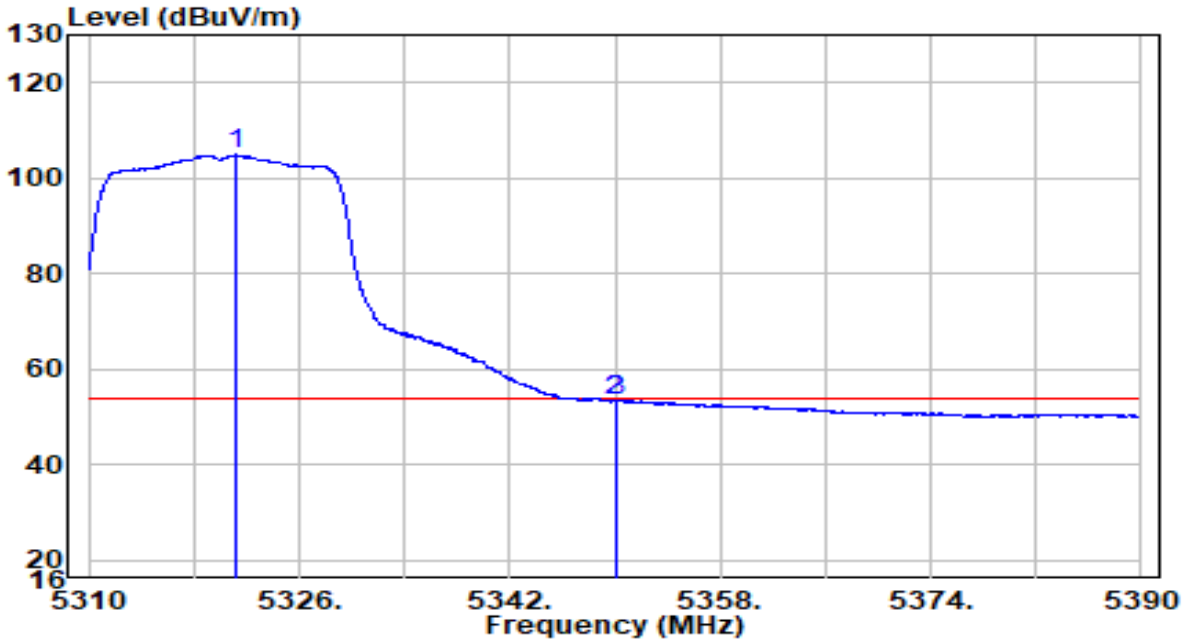

No		Frequency (MHz)	Reading (dBuV)	C.F (dB)	Measurement (dBuV/m)	Margin (dB)	Limit (dBuV/m)	Remark (QP/PK/AV)
1	*	5321.120	84.78	20.08	104.87	N/A	N/A	Average
2		5350.000	33.23	20.11	53.34	-0.66	54.00	Average
3		5350.200	33.33	20.11	53.45	-0.55	54.00	Average

Note:

1. " *", means this data is the worst emission level.
2. C.F (Correction Factor) = Antenna Factor (dB)+ Cable Loss (dB)– Preamplifier(dB).
3. Measurement(dBuV/m) = Reading(dBuV) + C.F (Correction Factor).
4.The emission levels of other frequencies are very lower than the limit and not show in test report.

EUT	Cassia Bluetooth Router	Date of Test	2021-03-01
Factor	BBHA 9120D	Temp. / Humidity	35.2°C/21.9%
Polarity	Horizontal	Site / Test Engineer	AC1 / Jay Chou
Test Mode	Transmit by 802.11ac-VHT20 at Channel 5500MHz	Test Voltage	120V/60Hz

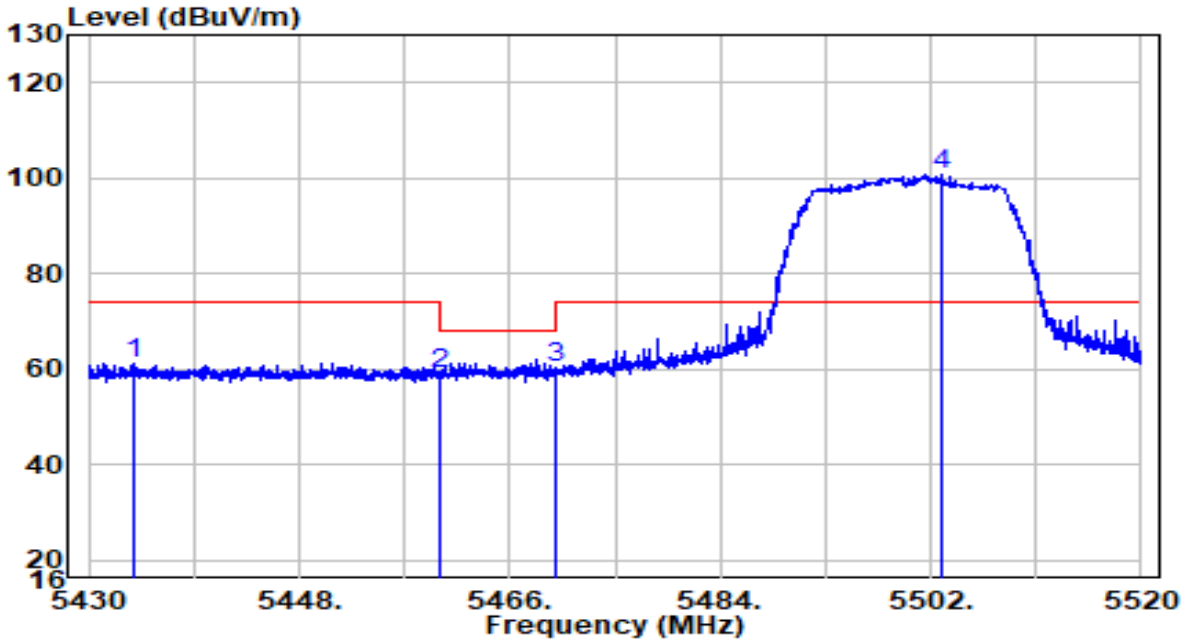

No		Frequency (MHz)	Reading (dBuV)	C.F (dB)	Measurement (dBuV/m)	Margin (dB)	Limit (dBuV/m)	Remark (QP/PK/AV)
1		5433.780	40.97	20.20	61.17	-12.83	74.00	Peak
2		5460.000	38.77	20.23	59.00	-9.20	68.20	Peak
3		5470.000	40.06	20.24	60.30	-7.90	68.20	Peak
4	*	5502.900	80.35	20.28	100.63	N/A	N/A	Peak

Note:

1. " *", means this data is the worst emission level.
2. C.F (Correction Factor) = Antenna Factor (dB)+ Cable Loss (dB)– Preamplifier(dB).
3. Measurement(dBuV/m) = Reading(dBuV) + C.F (Correction Factor).
4.The emission levels of other frequencies are very lower than the limit and not show in test report.

EUT	Cassia Bluetooth Router	Date of Test	2021-03-01
Factor	BBHA 9120D	Temp. / Humidity	35.2°C/21.9%
Polarity	Horizontal	Site / Test Engineer	AC1 / Jay Chou
Test Mode	Transmit by 802.11ac-VHT20 at Channel 5500MHz	Test Voltage	120V/60Hz

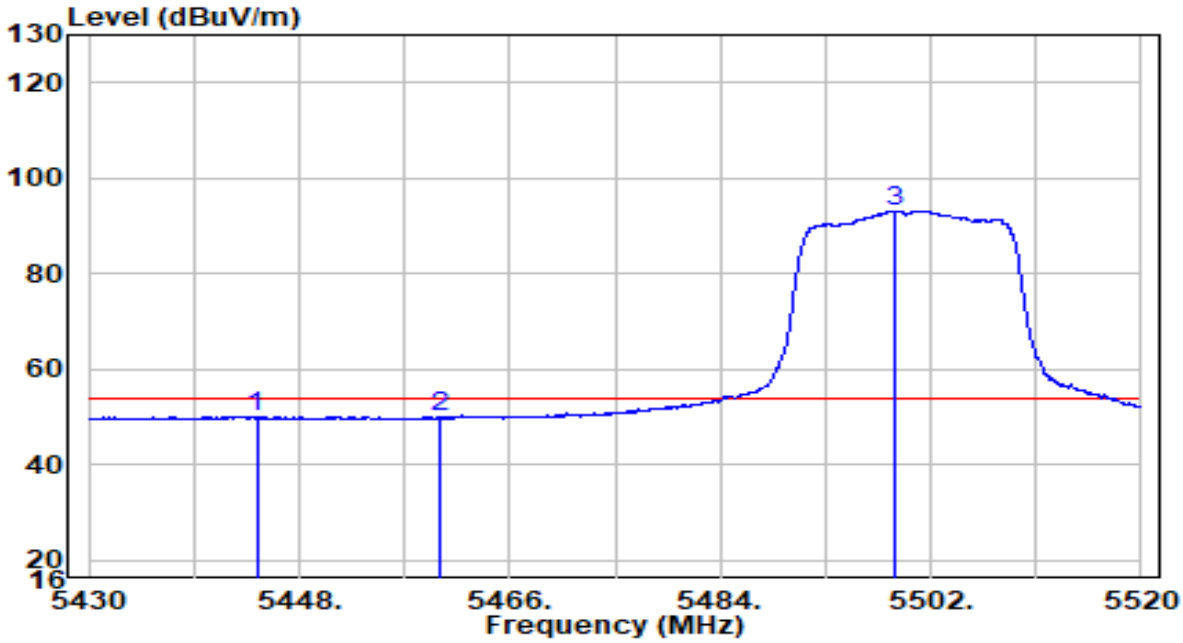

No		Frequency (MHz)	Reading (dBuV)	C.F (dB)	Measurement (dBuV/m)	Margin (dB)	Limit (dBuV/m)	Remark (QP/PK/AV)
1		5444.355	29.88	20.21	50.09	-3.91	54.00	Average
2		5460.000	29.63	20.23	49.86	-4.14	54.00	Average
3	*	5498.985	72.95	20.27	93.22	N/A	N/A	Average

Note:

1. " *", means this data is the worst emission level.
2. C.F (Correction Factor) = Antenna Factor (dB)+ Cable Loss (dB)– Preamplifier(dB).
3. Measurement(dBuV/m) = Reading(dBuV) + C.F (Correction Factor).
4.The emission levels of other frequencies are very lower than the limit and not show in test report.

EUT	Cassia Bluetooth Router	Date of Test	2021-03-01
Factor	BBHA 9120D	Temp. / Humidity	35.2°C/21.9%
Polarity	Vertical	Site / Test Engineer	AC1 / Jay Chou
Test Mode	Transmit by 802.11ac-VHT20 at Channel 5500MHz	Test Voltage	120V/60Hz

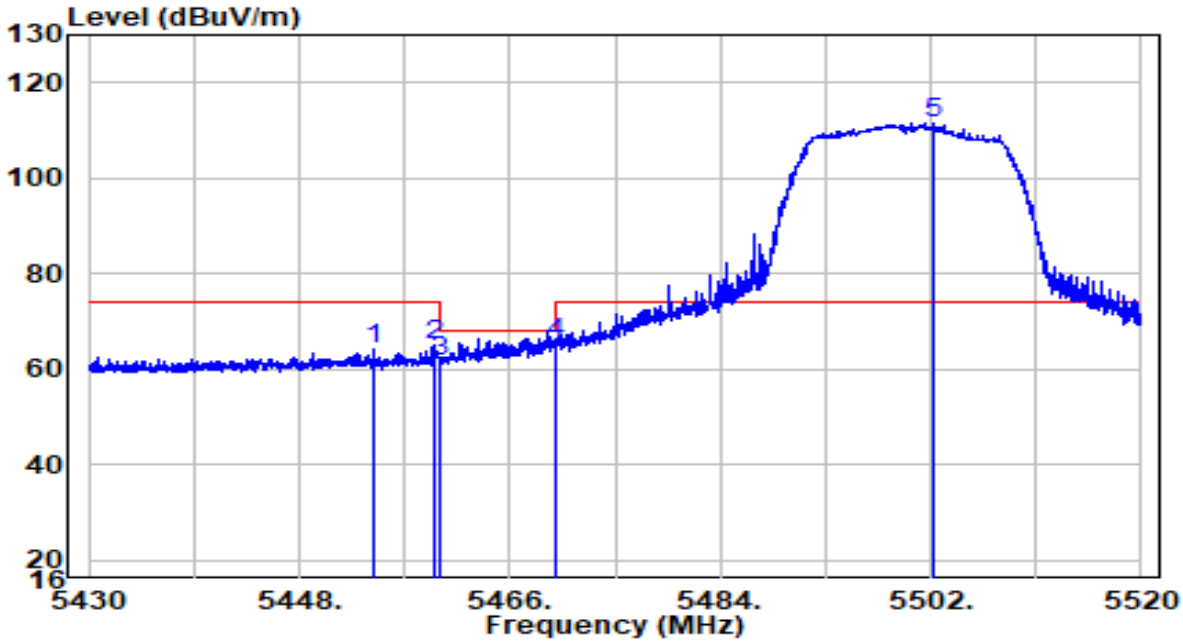

No		Frequency (MHz)	Reading (dBuV)	C.F (dB)	Measurement (dBuV/m)	Margin (dB)	Limit (dBuV/m)	Remark (QP/PK/AV)
1		5454.345	44.09	20.22	64.31	-9.69	74.00	Peak
2		5459.565	44.82	20.23	65.04	-8.96	74.00	Peak
3		5460.015	41.20	20.23	61.43	-6.77	68.20	Peak
4		5470.000	45.04	20.24	65.27	-2.93	68.20	Peak
5	*	5502.270	91.26	20.28	111.54	N/A	N/A	Peak

Note:

1. " *", means this data is the worst emission level.
2. C.F (Correction Factor) = Antenna Factor (dB)+ Cable Loss (dB)– Preamplifier(dB).
3. Measurement(dBuV/m) = Reading(dBuV) + C.F (Correction Factor).
4.The emission levels of other frequencies are very lower than the limit and not show in test report.

EUT	Cassia Bluetooth Router	Date of Test	2021-03-01
Factor	BBHA 9120D	Temp. / Humidity	35.2°C/21.9%
Polarity	Vertical	Site / Test Engineer	AC1 / Jay Chou
Test Mode	Transmit by 802.11ac-VHT20 at Channel 5500MHz	Test Voltage	120V/60Hz

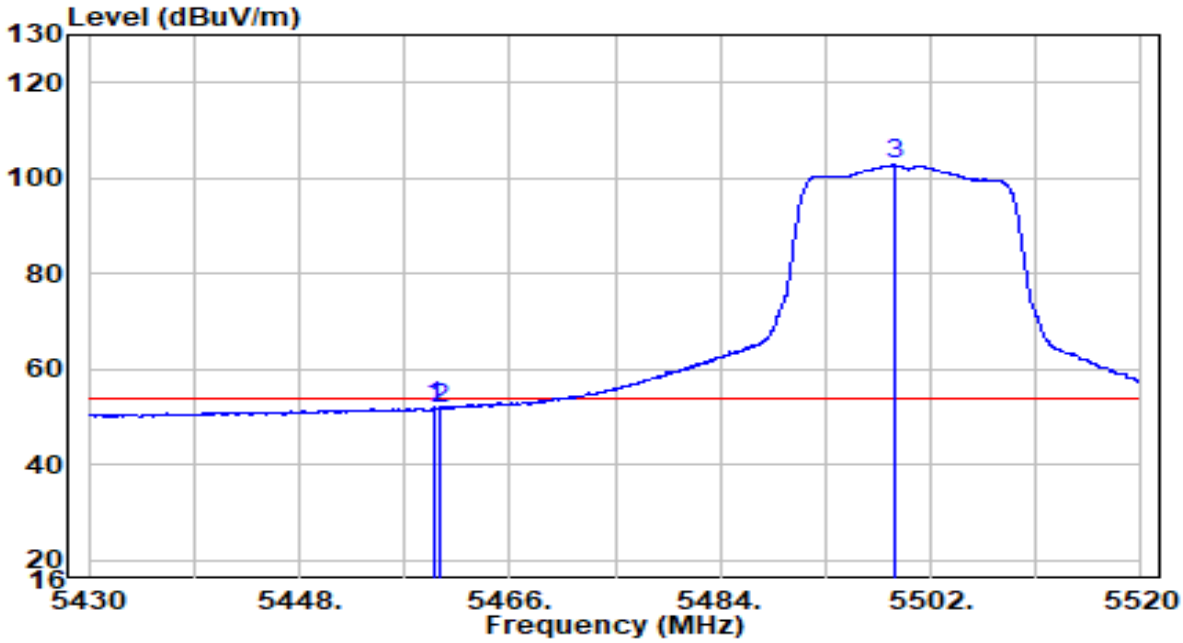

No		Frequency (MHz)	Reading (dBuV)	C.F (dB)	Measurement (dBuV/m)	Margin (dB)	Limit (dBuV/m)	Remark (QP/PK/AV)
1		5459.655	31.76	20.23	51.98	-2.02	54.00	Average
2		5460.000	31.64	20.23	51.87	-2.13	54.00	Average
3	*	5498.940	82.51	20.27	102.77	N/A	N/A	Average

Note:

1. " *", means this data is the worst emission level.
2. C.F (Correction Factor) = Antenna Factor (dB)+ Cable Loss (dB)– Preamplifier(dB).
3. Measurement(dBuV/m) = Reading(dBuV) + C.F (Correction Factor).
4.The emission levels of other frequencies are very lower than the limit and not show in test report.

EUT	Cassia Bluetooth Router	Date of Test	2021-03-01
Factor	BBHA 9120D	Temp. / Humidity	35.2°C/21.9%
Polarity	Horizontal	Site / Test Engineer	AC1 / Jay Chou
Test Mode	Transmit by 802.11ac-VHT20 at Channel 5700MHz	Test Voltage	120V/60Hz

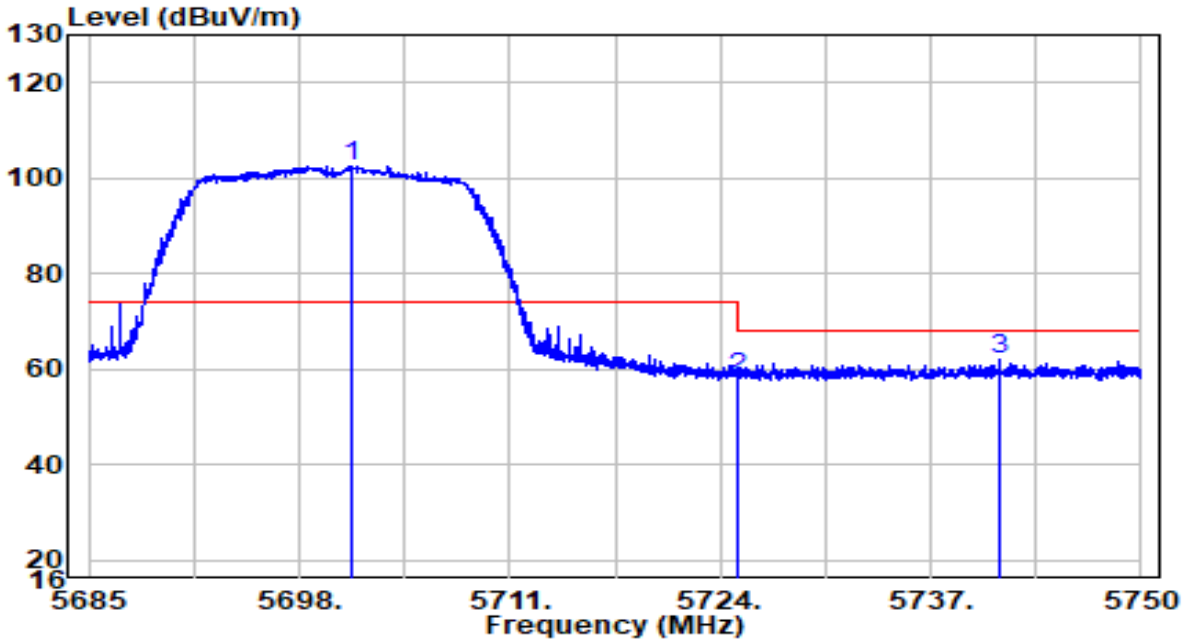

No		Frequency (MHz)	Reading (dBuV)	C.F (dB)	Measurement (dBuV/m)	Margin (dB)	Limit (dBuV/m)	Remark (QP/PK/AV)
1	*	5701.217	81.71	20.92	102.63	N/A	N/A	Peak
2		5725.000	37.20	21.00	58.19	-10.01	68.20	Peak
3		5741.290	41.00	21.05	62.05	-6.15	68.20	Peak

Note:

1. " *", means this data is the worst emission level.
2. C.F (Correction Factor) = Antenna Factor (dB)+ Cable Loss (dB)– Preamplifier(dB).
3. Measurement(dBuV/m) = Reading(dBuV) + C.F (Correction Factor).
4.The emission levels of other frequencies are very lower than the limit and not show in test report.

EUT	Cassia Bluetooth Router	Date of Test	2021-03-01
Factor	BBHA 9120D	Temp. / Humidity	35.2°C/21.9%
Polarity	Vertical	Site / Test Engineer	AC1 / Jay Chou
Test Mode	Transmit by 802.11ac-VHT20 at Channel 5700MHz	Test Voltage	120V/60Hz

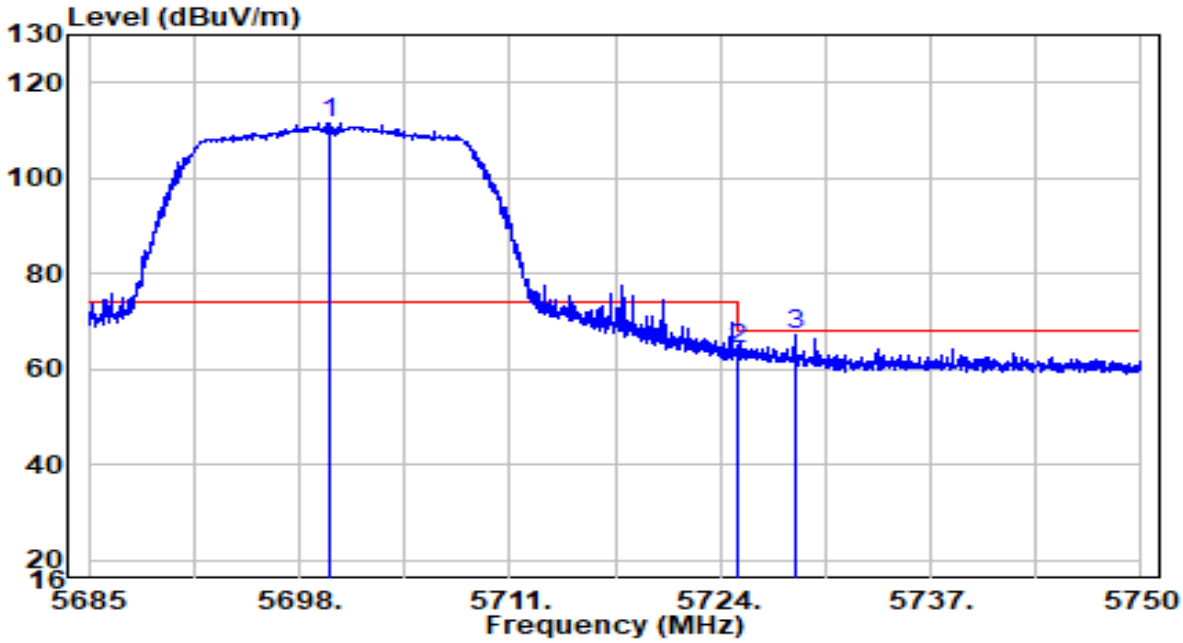

No		Frequency (MHz)	Reading (dBuV)	C.F (dB)	Measurement (dBuV/m)	Margin (dB)	Limit (dBuV/m)	Remark (QP/PK/AV)
1	*	5699.820	90.63	20.92	111.55	N/A	N/A	Peak
2		5725.000	43.33	21.00	64.32	-3.88	68.20	Peak
3		5728.583	46.00	21.01	67.01	-1.19	68.20	Peak

Note:

1. " *", means this data is the worst emission level.
2. C.F (Correction Factor) = Antenna Factor (dB)+ Cable Loss (dB)– Preamplifier(dB).
3. Measurement(dBuV/m) = Reading(dBuV) + C.F (Correction Factor).
4.The emission levels of other frequencies are very lower than the limit and not show in test report.

EUT	Cassia Bluetooth Router	Date of Test	2021-03-01
Factor	BBHA 9120D	Temp. / Humidity	35.2°C/21.9%
Polarity	Horizontal	Site / Test Engineer	AC1 / Jay Chou
Test Mode	Transmit by 802.11ac-VHT20 at Channel 5745MHz	Test Voltage	120V/60Hz

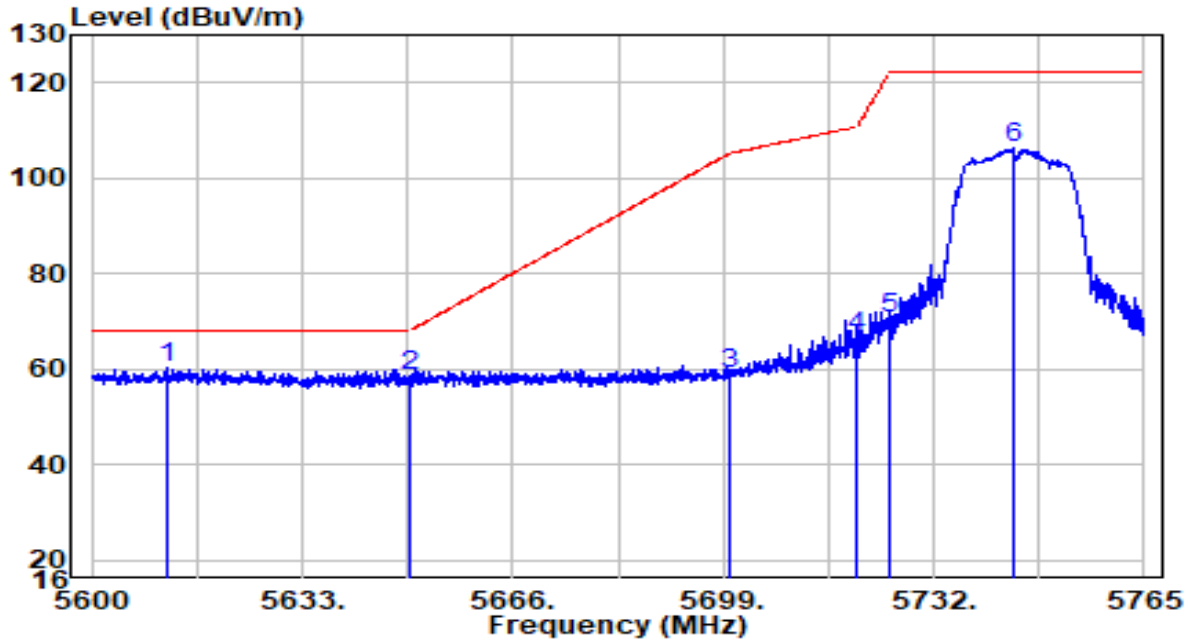

No		Frequency (MHz)	Reading (dBuV)	C.F (dB)	Measurement (dBuV/m)	Margin (dB)	Limit (dBuV/m)	Remark (QP/PK/AV)
1	*	5611.797	39.84	20.63	60.48	-7.72	68.20	Peak
2		5650.000	37.80	20.76	58.55	-9.65	68.20	Peak
3		5700.000	37.94	20.92	58.86	-46.34	105.20	Peak
4		5720.000	45.69	20.98	66.68	-44.12	110.80	Peak
5		5725.000	49.75	21.00	70.75	-51.45	122.20	Peak
6		5744.375	85.35	21.06	106.41	N/A	N/A	Peak

Note:

1. " *", means this data is the worst emission level.
2. C.F (Correction Factor) = Antenna Factor (dB)+ Cable Loss (dB)– Preamplifier(dB).
3. Measurement(dBuV/m) = Reading(dBuV) + C.F (Correction Factor).
4.The emission levels of other frequencies are very lower than the limit and not show in test report.

EUT	Cassia Bluetooth Router	Date of Test	2021-03-01
Factor	BBHA 9120D	Temp. / Humidity	35.2°C/21.9%
Polarity	Vertical	Site / Test Engineer	AC1 / Jay Chou
Test Mode	Transmit by 802.11ac-VHT20 at Channel 5745MHz	Test Voltage	120V/60Hz

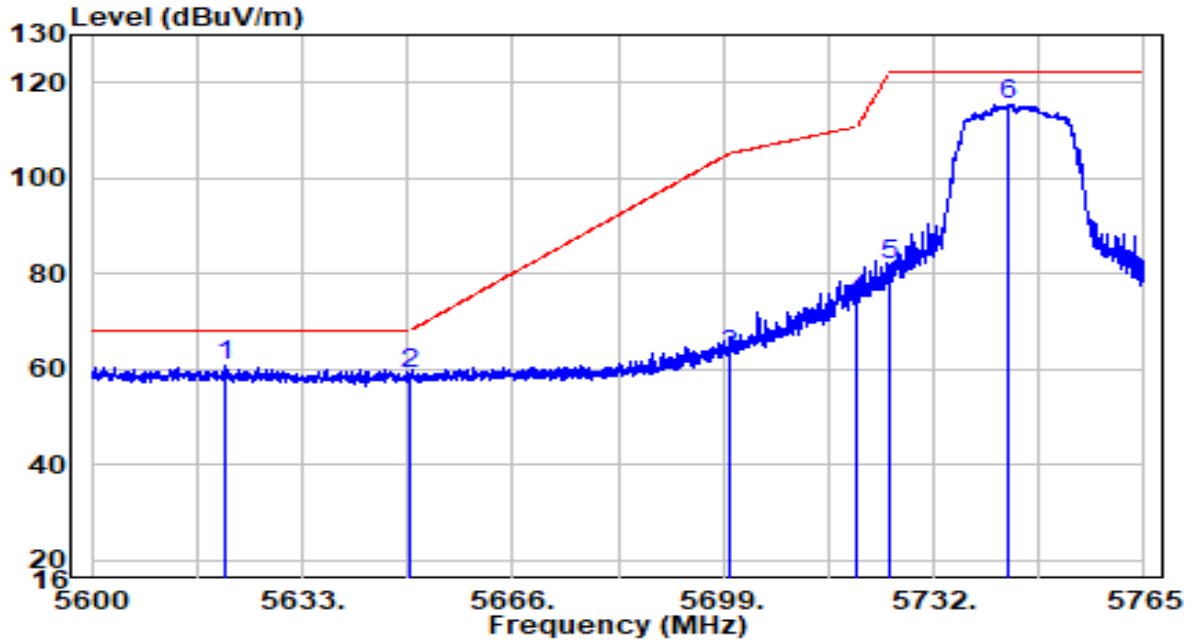

No		Frequency (MHz)	Reading (dBuV)	C.F (dB)	Measurement (dBuV/m)	Margin (dB)	Limit (dBuV/m)	Remark (QP/PK/AV)
1		5620.790	40.02	20.66	60.68	-7.52	68.20	Peak
2		5650.000	38.25	20.76	59.00	-9.20	68.20	Peak
3		5700.000	41.77	20.92	62.69	-42.51	105.20	Peak
4		5720.000	53.00	20.98	73.99	-36.81	110.80	Peak
5		5725.000	60.92	21.00	81.92	-40.28	122.20	Peak
6	*	5743.467	94.47	21.06	115.53	N/A	N/A	Peak

Note:

1. " *", means this data is the worst emission level.
2. C.F (Correction Factor) = Antenna Factor (dB)+ Cable Loss (dB)– Preamplifier(dB).
3. Measurement(dBuV/m) = Reading(dBuV) + C.F (Correction Factor).
4.The emission levels of other frequencies are very lower than the limit and not show in test report.

EUT	Cassia Bluetooth Router	Date of Test	2021-03-01
Factor	BBHA 9120D	Temp. / Humidity	35.2°C/21.9%
Polarity	Horizontal	Site / Test Engineer	AC1 / Jay Chou
Test Mode	Transmit by 802.11ac-VHT20 at Channel 5825MHz	Test Voltage	120V/60Hz

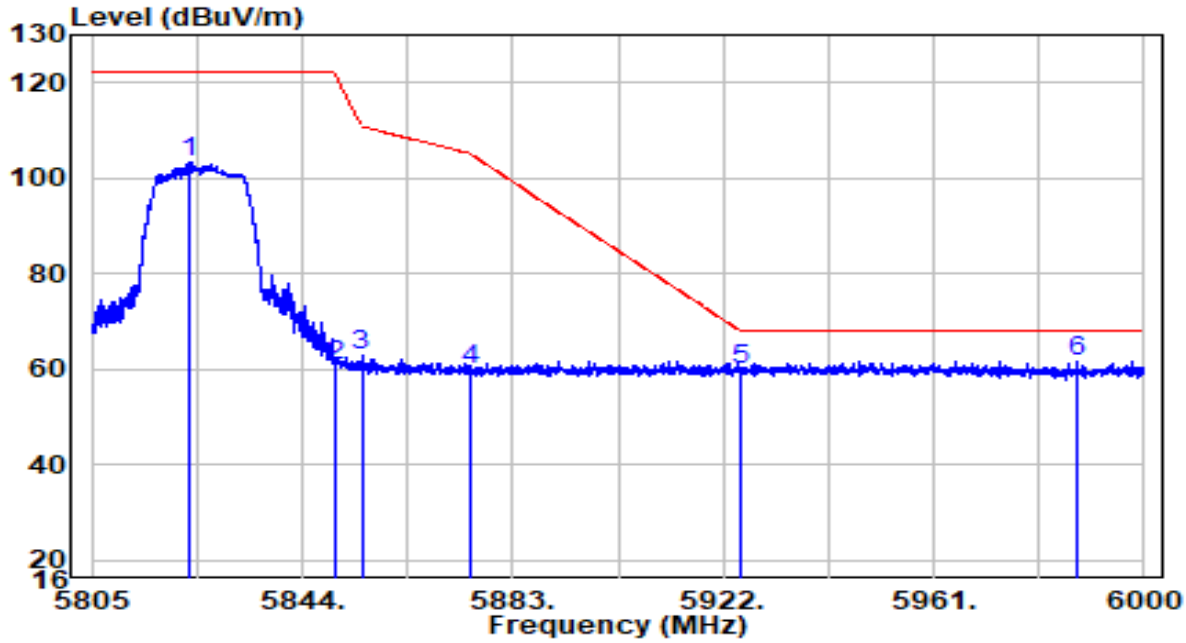

No		Frequency (MHz)	Reading (dBuV)	C.F (dB)	Measurement (dBuV/m)	Margin (dB)	Limit (dBuV/m)	Remark (QP/PK/AV)
1		5823.038	81.97	21.32	103.28	N/A	N/A	Peak
2		5850.000	39.53	21.40	60.93	-61.27	122.20	Peak
3		5855.000	41.42	21.42	62.84	-47.96	110.80	Peak
4		5875.000	38.20	21.49	59.68	-45.52	105.20	Peak
5		5925.000	38.19	21.65	59.84	-8.36	68.20	Peak
6	*	5987.618	39.82	21.85	61.67	-6.53	68.20	Peak

Note:

1. " *", means this data is the worst emission level.
2. C.F (Correction Factor) = Antenna Factor (dB)+ Cable Loss (dB)– Preamplifier(dB).
3. Measurement(dBuV/m) = Reading(dBuV) + C.F (Correction Factor).
4.The emission levels of other frequencies are very lower than the limit and not show in test report.

EUT	Cassia Bluetooth Router	Date of Test	2021-03-01
Factor	BBHA 9120D	Temp. / Humidity	35.2°C/21.9%
Polarity	Vertical	Site / Test Engineer	AC1 / Jay Chou
Test Mode	Transmit by 802.11ac-VHT20 at Channel 5825MHz	Test Voltage	120V/60Hz

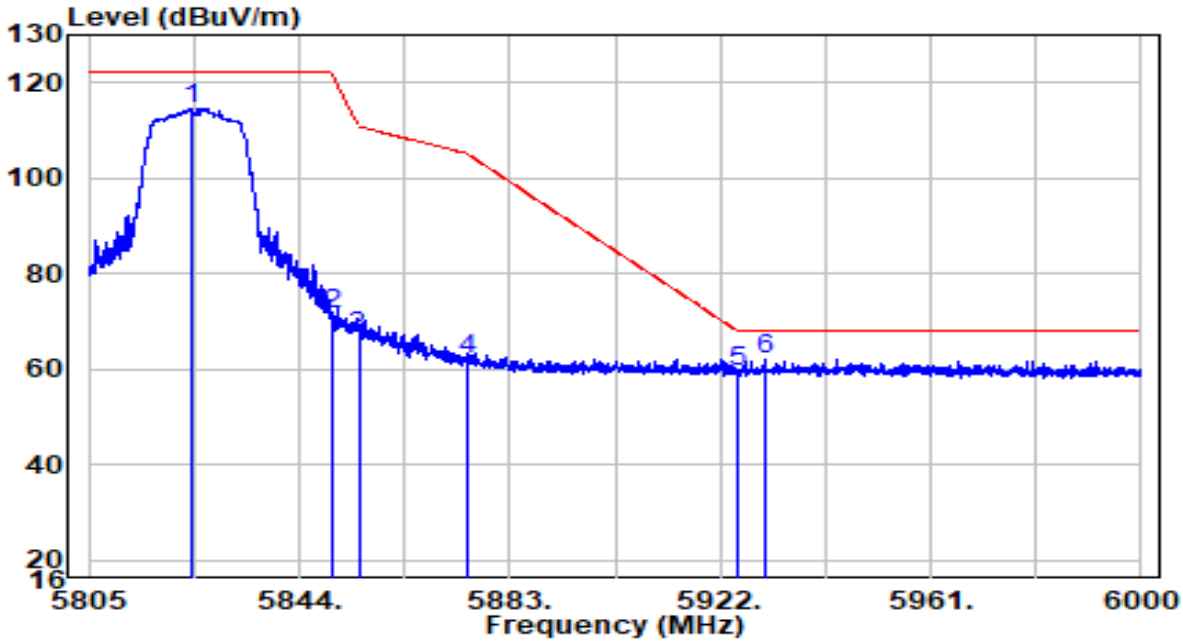

No		Frequency (MHz)	Reading (dBuV)	C.F (dB)	Measurement (dBuV/m)	Margin (dB)	Limit (dBuV/m)	Remark (QP/PK/AV)
1		5823.915	93.36	21.32	114.68	N/A	N/A	Peak
2		5850.000	50.00	21.40	71.40	-50.80	122.20	Peak
3		5855.000	45.53	21.42	66.95	-43.85	110.80	Peak
4		5875.000	40.57	21.49	62.05	-43.15	105.20	Peak
5		5925.000	37.71	21.65	59.36	-8.84	68.20	Peak
6	*	5930.288	40.22	21.66	61.89	-6.31	68.20	Peak

Note:

1. " *", means this data is the worst emission level.
2. C.F (Correction Factor) = Antenna Factor (dB)+ Cable Loss (dB)– Preamplifier(dB).
3. Measurement(dBuV/m) = Reading(dBuV) + C.F (Correction Factor).
4.The emission levels of other frequencies are very lower than the limit and not show in test report.

EUT	Cassia Bluetooth Router	Date of Test	2021-03-01
Factor	BBHA 9120D	Temp. / Humidity	35.2°C/21.9%
Polarity	Horizontal	Site / Test Engineer	AC1 / Jay Chou
Test Mode	Transmit by 802.11ac-VHT40 at Channel 5190MHz	Test Voltage	120V/60Hz

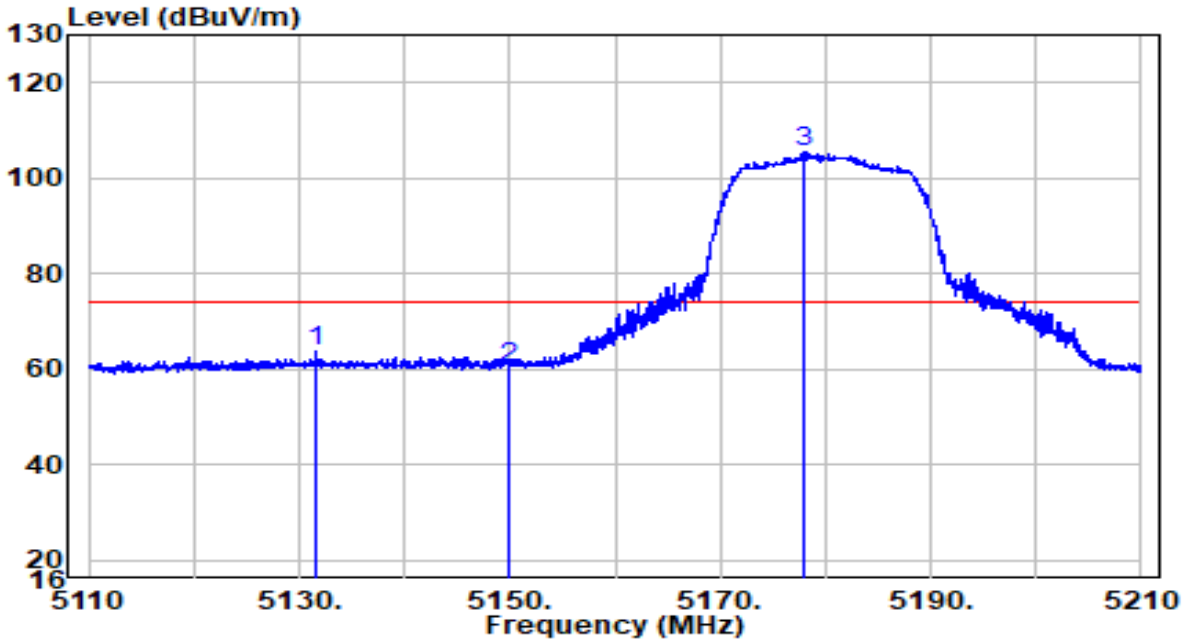

No		Frequency (MHz)	Reading (dBuV)	C.F (dB)	Measurement (dBuV/m)	Margin (dB)	Limit (dBuV/m)	Remark (QP/PK/AV)
1		5131.650	43.66	19.89	63.54	-10.46	74.00	Peak
2		5150.000	40.55	19.91	60.46	-13.54	74.00	Peak
3	*	5178.050	85.50	19.94	105.44	N/A	N/A	Peak

Note:

1. " *", means this data is the worst emission level.
2. C.F (Correction Factor) = Antenna Factor (dB)+ Cable Loss (dB)– Preamplifier(dB).
3. Measurement(dBuV/m) = Reading(dBuV) + C.F (Correction Factor).
4.The emission levels of other frequencies are very lower than the limit and not show in test report.

EUT	Cassia Bluetooth Router	Date of Test	2021-03-01
Factor	BBHA 9120D	Temp. / Humidity	35.2°C/21.9%
Polarity	Horizontal	Site / Test Engineer	AC1 / Jay Chou
Test Mode	Transmit by 802.11ac-VHT40 at Channel 5190MHz	Test Voltage	120V/60Hz

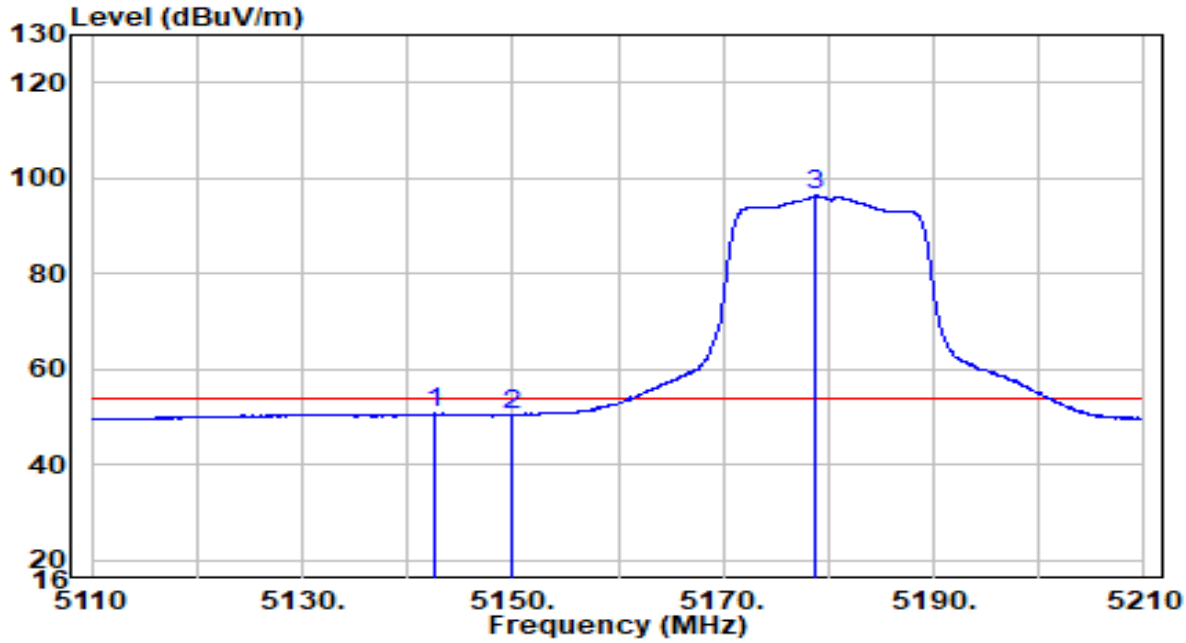

No		Frequency (MHz)	Reading (dBuV)	C.F (dB)	Measurement (dBuV/m)	Margin (dB)	Limit (dBuV/m)	Remark (QP/PK/AV)
1		5142.600	30.76	19.90	50.66	-3.34	54.00	Average
2		5150.000	30.49	19.91	50.39	-3.61	54.00	Average
3	*	5178.850	76.35	19.94	96.29	N/A	N/A	Average

Note:

1. " *", means this data is the worst emission level.
2. C.F (Correction Factor) = Antenna Factor (dB)+ Cable Loss (dB)– Preamplifier(dB).
3. Measurement(dBuV/m) = Reading(dBuV) + C.F (Correction Factor).
4.The emission levels of other frequencies are very lower than the limit and not show in test report.

EUT	Cassia Bluetooth Router	Date of Test	2021-03-01
Factor	BBHA 9120D	Temp. / Humidity	35.2°C/21.9%
Polarity	Vertical	Site / Test Engineer	AC1 / Jay Chou
Test Mode	Transmit by 802.11ac-VHT40 at Channel 5190MHz	Test Voltage	120V/60Hz

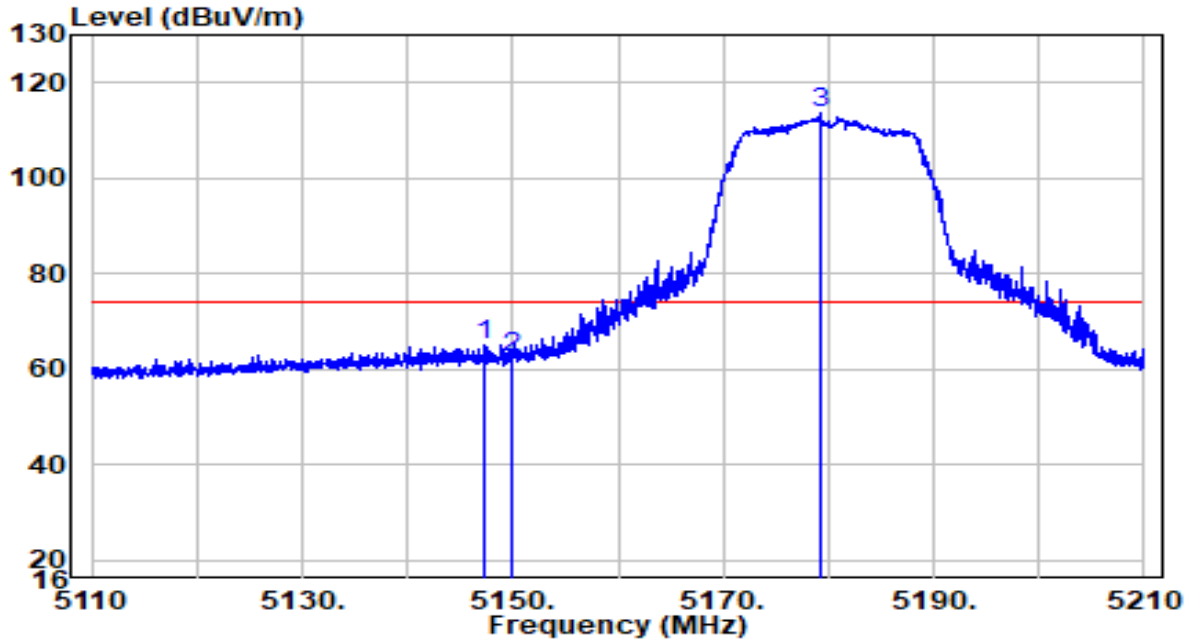

No		Frequency (MHz)	Reading (dBuV)	C.F (dB)	Measurement (dBuV/m)	Margin (dB)	Limit (dBuV/m)	Remark (QP/PK/AV)
1		5147.350	45.17	19.90	65.07	-8.93	74.00	Peak
2		5150.000	42.39	19.91	62.30	-11.70	74.00	Peak
3	*	5179.150	93.66	19.94	113.59	N/A	N/A	Peak

Note:

1. " *", means this data is the worst emission level.
2. C.F (Correction Factor) = Antenna Factor (dB)+ Cable Loss (dB)– Preamplifier(dB).
3. Measurement(dBuV/m) = Reading(dBuV) + C.F (Correction Factor).
4.The emission levels of other frequencies are very lower than the limit and not show in test report.

EUT	Cassia Bluetooth Router	Date of Test	2021-03-01
Factor	BBHA 9120D	Temp. / Humidity	35.2°C/21.9%
Polarity	Vertical	Site / Test Engineer	AC1 / Jay Chou
Test Mode	Transmit by 802.11ac-VHT40 at Channel 5190MHz	Test Voltage	120V/60Hz

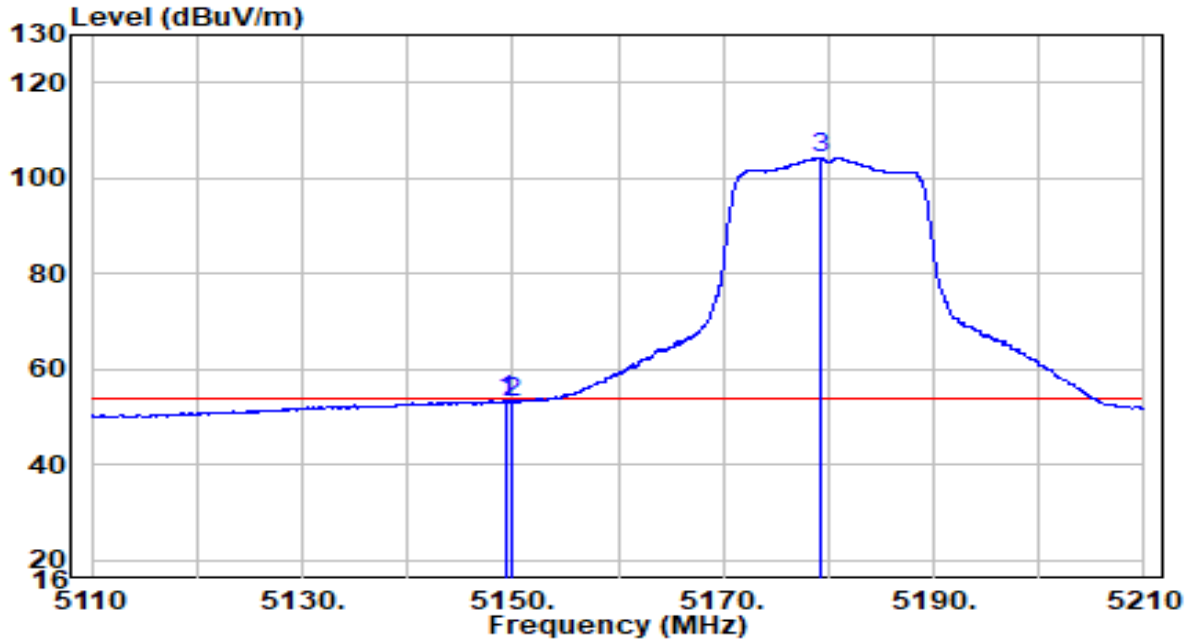

No		Frequency (MHz)	Reading (dBuV)	C.F (dB)	Measurement (dBuV/m)	Margin (dB)	Limit (dBuV/m)	Remark (QP/PK/AV)
1		5149.500	33.47	19.91	53.38	-0.62	54.00	Average
2		5150.000	33.27	19.91	53.17	-0.83	54.00	Average
3	*	5179.200	84.46	19.94	104.39	N/A	N/A	Average

Note:

1. " *", means this data is the worst emission level.
2. C.F (Correction Factor) = Antenna Factor (dB)+ Cable Loss (dB)– Preamplifier(dB).
3. Measurement(dBuV/m) = Reading(dBuV) + C.F (Correction Factor).
4.The emission levels of other frequencies are very lower than the limit and not show in test report.

EUT	Cassia Bluetooth Router	Date of Test	2021-03-01
Factor	BBHA 9120D	Temp. / Humidity	35.2°C/21.9%
Polarity	Horizontal	Site / Test Engineer	AC1 / Jay Chou
Test Mode	Transmit by 802.11ac-HT40 at Channel 5230MHz	Test Voltage	120V/60Hz

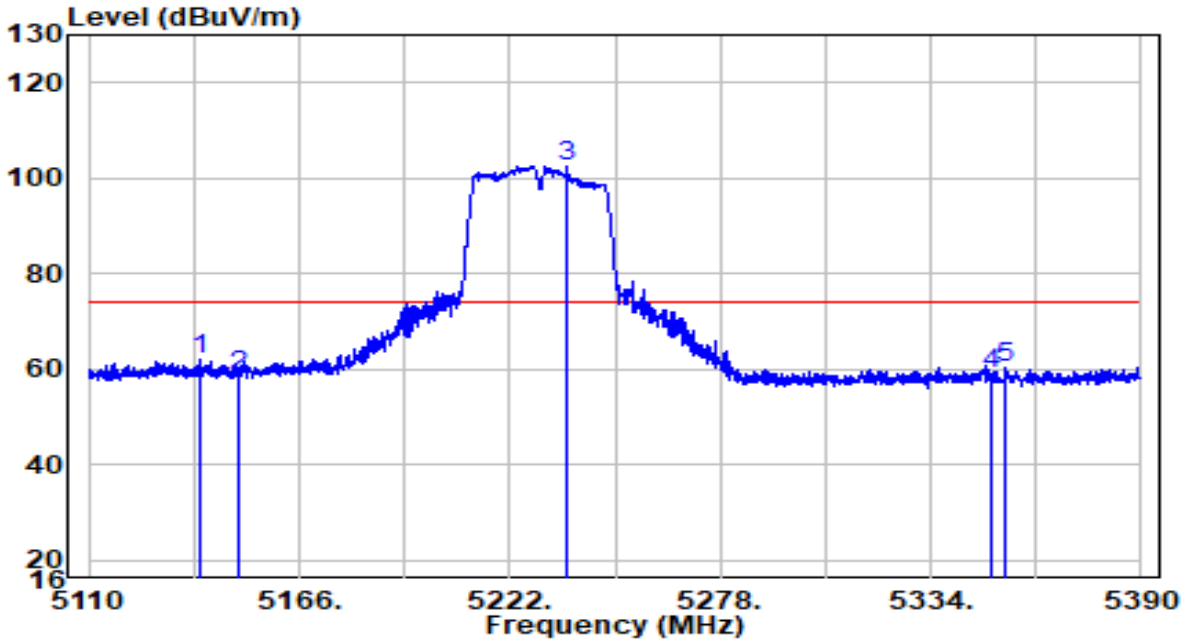

No		Frequency (MHz)	Reading (dBuV)	C.F (dB)	Measurement (dBuV/m)	Margin (dB)	Limit (dBuV/m)	Remark (QP/PK/AV)
1		5139.540	42.07	19.90	61.96	-12.04	74.00	Peak
2		5150.000	38.86	19.91	58.76	-15.24	74.00	Peak
3	*	5236.980	82.47	20.00	102.46	N/A	N/A	Peak
4		5350.000	39.03	20.11	59.14	-14.86	74.00	Peak
5		5353.880	40.01	20.12	60.12	-13.88	74.00	Peak

Note:

1. " *", means this data is the worst emission level.
2. C.F (Correction Factor) = Antenna Factor (dB)+ Cable Loss (dB)– Preamplifier(dB).
3. Measurement(dBuV/m) = Reading(dBuV) + C.F (Correction Factor).
4.The emission levels of other frequencies are very lower than the limit and not show in test report.

EUT	Cassia Bluetooth Router	Date of Test	2021-03-01
Factor	BBHA 9120D	Temp. / Humidity	35.2°C/21.9%
Polarity	Horizontal	Site / Test Engineer	AC1 / Jay Chou
Test Mode	Transmit by 802.11ac-HT40 at Channel 5230MHz	Test Voltage	120V/60Hz

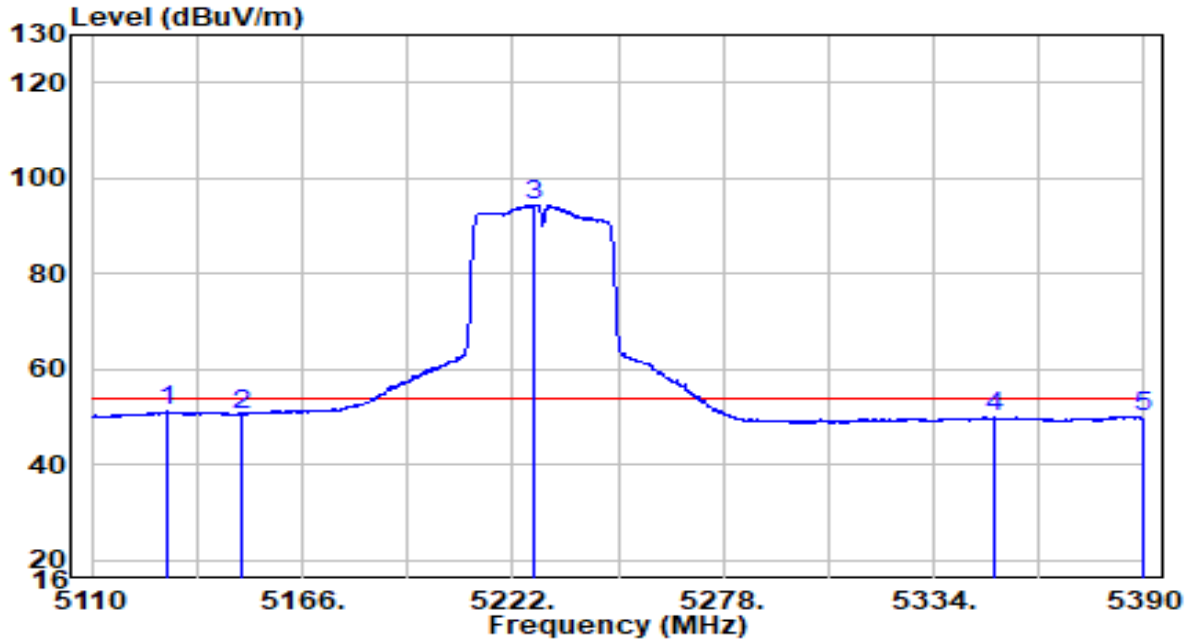

No		Frequency (MHz)	Reading (dBuV)	C.F (dB)	Measurement (dBuV/m)	Margin (dB)	Limit (dBuV/m)	Remark (QP/PK/AV)
1		5129.880	31.28	19.89	51.17	-2.83	54.00	Average
2		5150.000	30.68	19.91	50.59	-3.41	54.00	Average
3	*	5227.460	74.37	19.99	94.35	N/A	N/A	Average
4		5350.000	29.67	20.11	49.78	-4.22	54.00	Average
5		5389.720	29.87	20.16	50.02	-3.98	54.00	Average

Note:

1. " *", means this data is the worst emission level.
2. C.F (Correction Factor) = Antenna Factor (dB)+ Cable Loss (dB)– Preamplifier(dB).
3. Measurement(dBuV/m) = Reading(dBuV) + C.F (Correction Factor).
4.The emission levels of other frequencies are very lower than the limit and not show in test report.

EUT	Cassia Bluetooth Router	Date of Test	2021-03-01
Factor	BBHA 9120D	Temp. / Humidity	35.2°C/21.9%
Polarity	Vertical	Site / Test Engineer	AC1 / Jay Chou
Test Mode	Transmit by 802.11ac-HT40 at Channel 5230MHz	Test Voltage	120V/60Hz

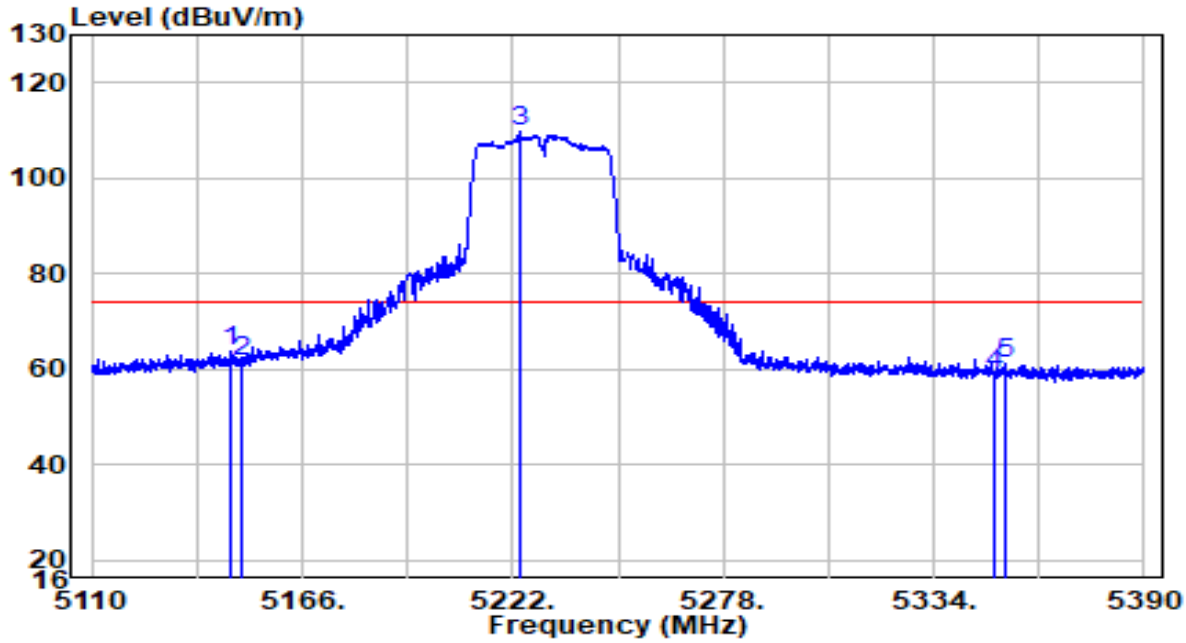

No		Frequency (MHz)	Reading (dBuV)	C.F (dB)	Measurement (dBuV/m)	Margin (dB)	Limit (dBuV/m)	Remark (QP/PK/AV)
1		5147.240	43.93	19.90	63.84	-10.16	74.00	Peak
2		5150.000	41.66	19.91	61.56	-12.44	74.00	Peak
3	*	5223.680	89.77	19.98	109.76	N/A	N/A	Peak
4		5350.000	38.98	20.11	59.09	-14.91	74.00	Peak
5		5353.040	41.18	20.12	61.30	-12.70	74.00	Peak

Note:

1. " *", means this data is the worst emission level.
2. C.F (Correction Factor) = Antenna Factor (dB)+ Cable Loss (dB)– Preamplifier(dB).
3. Measurement(dBuV/m) = Reading(dBuV) + C.F (Correction Factor).
4.The emission levels of other frequencies are very lower than the limit and not show in test report.

EUT	Cassia Bluetooth Router	Date of Test	2021-03-01
Factor	BBHA 9120D	Temp. / Humidity	35.2°C/21.9%
Polarity	Vertical	Site / Test Engineer	AC1 / Jay Chou
Test Mode	Transmit by 802.11ac-HT40 at Channel 5230MHz	Test Voltage	120V/60Hz

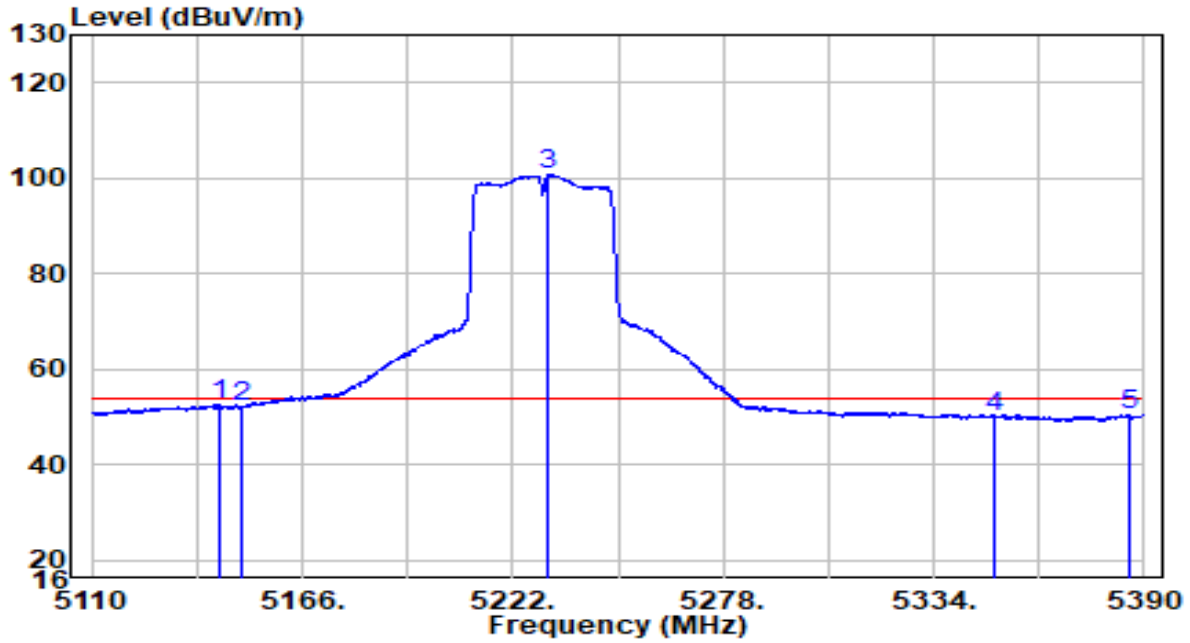

No		Frequency (MHz)	Reading (dBuV)	C.F (dB)	Measurement (dBuV/m)	Margin (dB)	Limit (dBuV/m)	Remark (QP/PK/AV)
1		5144.020	32.67	19.90	52.57	-1.43	54.00	Average
2		5150.000	32.43	19.91	52.34	-1.66	54.00	Average
3	*	5231.660	80.72	19.99	100.71	N/A	N/A	Average
4		5350.000	29.95	20.11	50.06	-3.94	54.00	Average
5		5385.800	30.28	20.15	50.43	-3.57	54.00	Average

Note:

1. " *", means this data is the worst emission level.
2. C.F (Correction Factor) = Antenna Factor (dB)+ Cable Loss (dB)– Preamplifier(dB).
3. Measurement(dBuV/m) = Reading(dBuV) + C.F (Correction Factor).
4.The emission levels of other frequencies are very lower than the limit and not show in test report.

EUT	Cassia Bluetooth Router	Date of Test	2021-03-01
Factor	BBHA 9120D	Temp. / Humidity	35.2°C/21.9%
Polarity	Horizontal	Site / Test Engineer	AC1 / Jay Chou
Test Mode	Transmit by 802.11ac-HT40 at Channel 5310MHz	Test Voltage	120V/60Hz

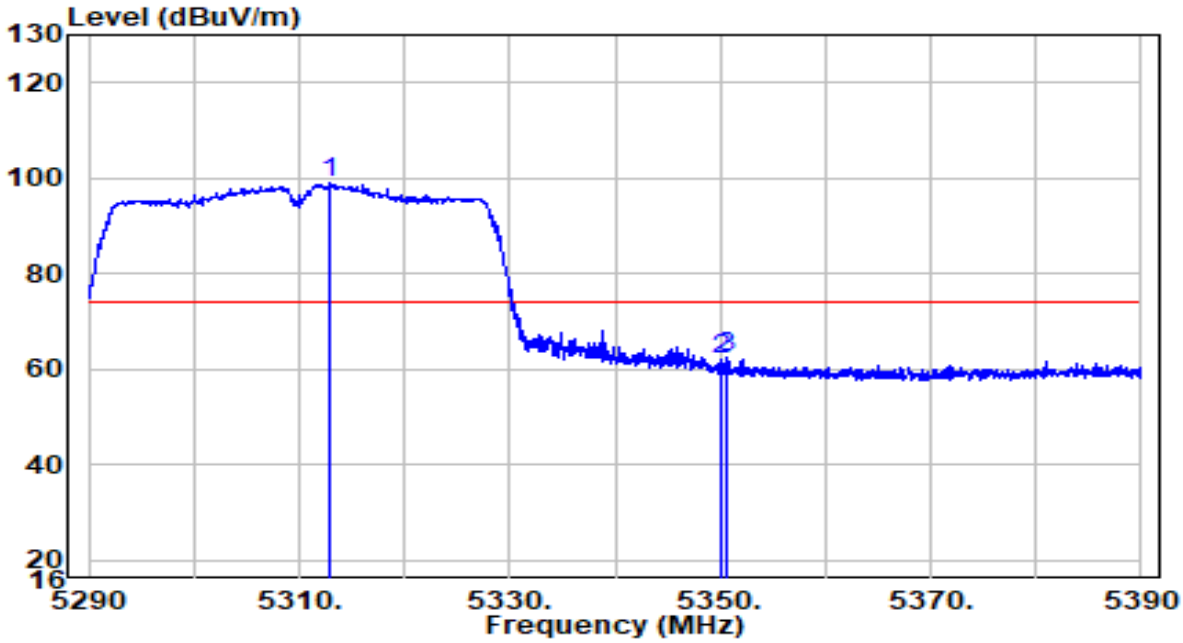

No		Frequency (MHz)	Reading (dBuV)	C.F (dB)	Measurement (dBuV/m)	Margin (dB)	Limit (dBuV/m)	Remark (QP/PK/AV)
1	*	5312.900	78.80	20.08	98.88	N/A	N/A	Peak
2		5350.000	41.79	20.11	61.91	-12.09	74.00	Peak
3		5350.700	42.44	20.11	62.56	-11.44	74.00	Peak

Note:

1. " *", means this data is the worst emission level.
2. C.F (Correction Factor) = Antenna Factor (dB)+ Cable Loss (dB)– Preamplifier(dB).
3. Measurement(dBuV/m) = Reading(dBuV) + C.F (Correction Factor).
4.The emission levels of other frequencies are very lower than the limit and not show in test report.

EUT	Cassia Bluetooth Router	Date of Test	2021-03-01
Factor	BBHA 9120D	Temp. / Humidity	35.2°C/21.9%
Polarity	Horizontal	Site / Test Engineer	AC1 / Jay Chou
Test Mode	Transmit by 802.11ac-HT40 at Channel 5310MHz	Test Voltage	120V/60Hz

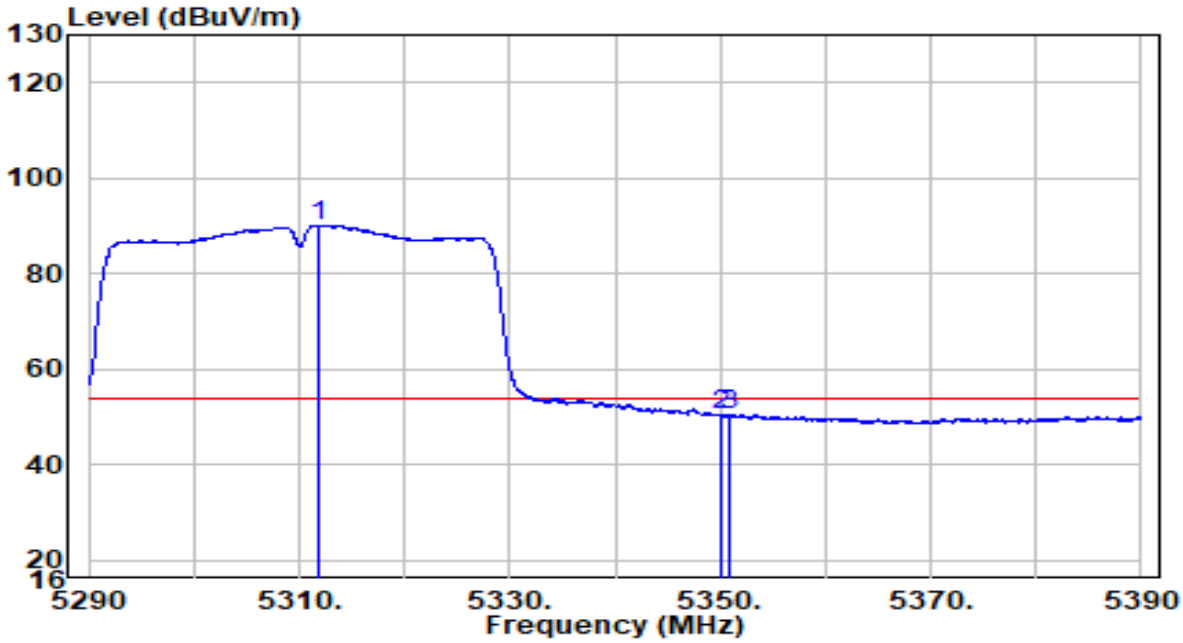

No		Frequency (MHz)	Reading (dBuV)	C.F (dB)	Measurement (dBuV/m)	Margin (dB)	Limit (dBuV/m)	Remark (QP/PK/AV)
1	*	5311.800	70.11	20.07	90.19	N/A	N/A	Average
2		5350.000	30.15	20.11	50.27	-3.73	54.00	Average
3		5350.800	30.30	20.11	50.41	-3.59	54.00	Average

Note:

1. " *", means this data is the worst emission level.
2. C.F (Correction Factor) = Antenna Factor (dB)+ Cable Loss (dB)– Preamplifier(dB).
3. Measurement(dBuV/m) = Reading(dBuV) + C.F (Correction Factor).
4.The emission levels of other frequencies are very lower than the limit and not show in test report.

EUT	Cassia Bluetooth Router	Date of Test	2021-03-01
Factor	BBHA 9120D	Temp. / Humidity	35.2°C/21.9%
Polarity	Vertical	Site / Test Engineer	AC1 / Jay Chou
Test Mode	Transmit by 802.11ac-HT40 at Channel 5310MHz	Test Voltage	120V/60Hz

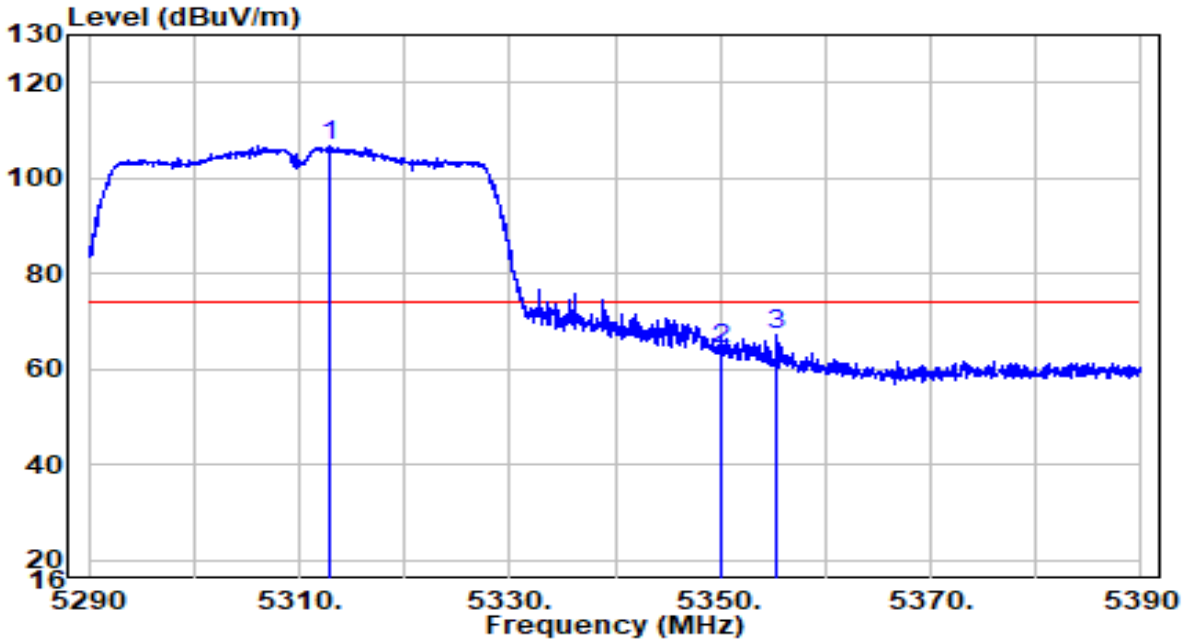

No		Frequency (MHz)	Reading (dBuV)	C.F (dB)	Measurement (dBuV/m)	Margin (dB)	Limit (dBuV/m)	Remark (QP/PK/AV)
1	*	5313.000	86.76	20.08	106.83	N/A	N/A	Peak
2		5350.000	43.95	20.11	64.06	-9.94	74.00	Peak
3		5355.450	47.21	20.12	67.33	-6.67	74.00	Peak

Note:

1. " *", means this data is the worst emission level.
2. C.F (Correction Factor) = Antenna Factor (dB)+ Cable Loss (dB)– Preamplifier(dB).
3. Measurement(dBuV/m) = Reading(dBuV) + C.F (Correction Factor).
4.The emission levels of other frequencies are very lower than the limit and not show in test report.

EUT	Cassia Bluetooth Router	Date of Test	2021-03-01
Factor	BBHA 9120D	Temp. / Humidity	35.2°C/21.9%
Polarity	Vertical	Site / Test Engineer	AC1 / Jay Chou
Test Mode	Transmit by 802.11ac-HT40 at Channel 5310MHz	Test Voltage	120V/60Hz

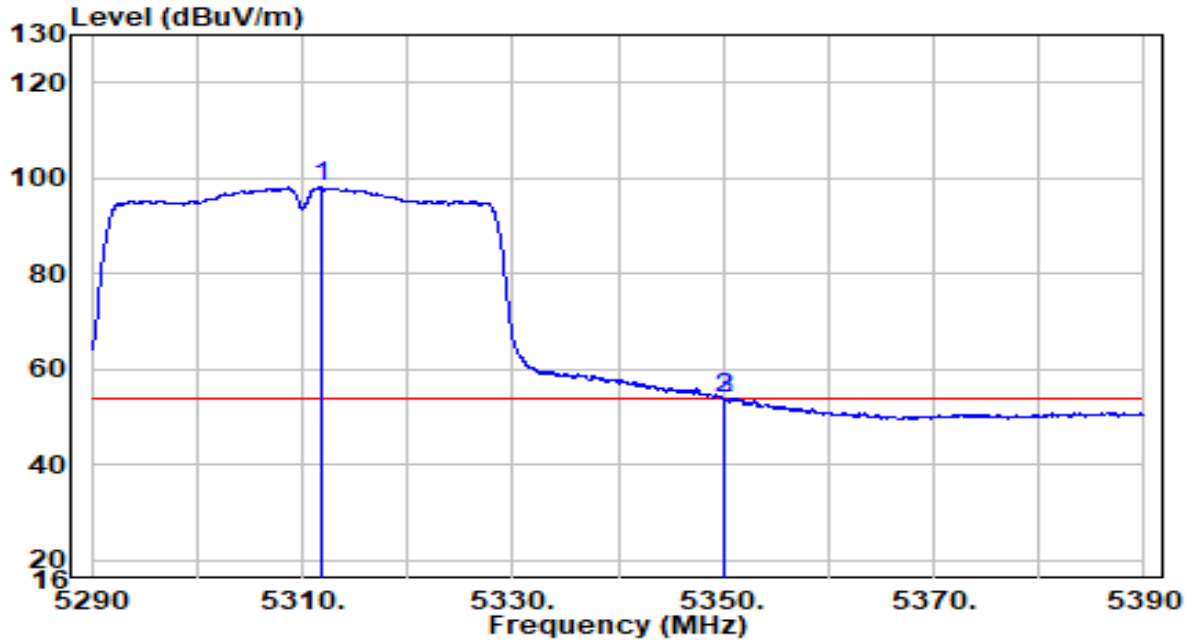

No		Frequency (MHz)	Reading (dBuV)	C.F (dB)	Measurement (dBuV/m)	Margin (dB)	Limit (dBuV/m)	Remark (QP/PK/AV)
1	*	5311.850	77.93	20.07	98.00	N/A	N/A	Average
2		5350.000	33.80	20.11	53.91	-0.09	54.00	Average
3		5350.150	33.73	20.11	53.85	-0.15	54.00	Average

Note:

1. " *", means this data is the worst emission level.
2. C.F (Correction Factor) = Antenna Factor (dB)+ Cable Loss (dB)– Preamplifier(dB).
3. Measurement(dBuV/m) = Reading(dBuV) + C.F (Correction Factor).
4.The emission levels of other frequencies are very lower than the limit and not show in test report.

EUT	Cassia Bluetooth Router	Date of Test	2021-03-01
Factor	BBHA 9120D	Temp. / Humidity	35.2°C/21.9%
Polarity	Horizontal	Site / Test Engineer	AC1 / Jay Chou
Test Mode	Transmit by 802.11ac-HT40 at Channel 5510MHz	Test Voltage	120V/60Hz

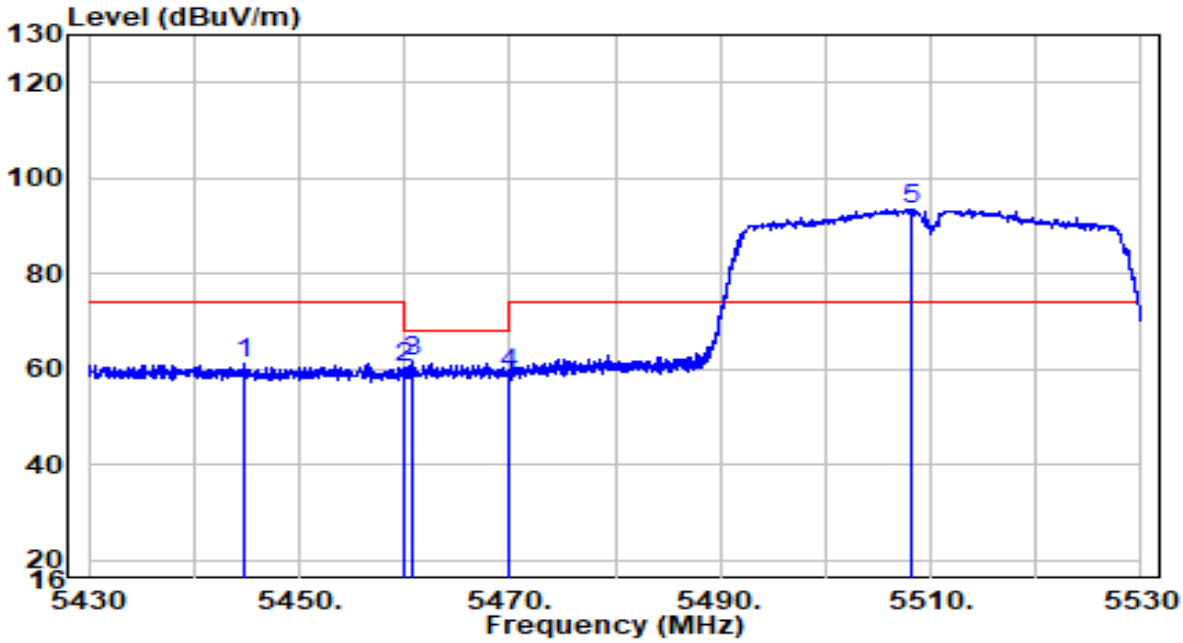

No		Frequency (MHz)	Reading (dBuV)	C.F (dB)	Measurement (dBuV/m)	Margin (dB)	Limit (dBuV/m)	Remark (QP/PK/AV)
1		5444.700	40.97	20.21	61.18	-12.82	74.00	Peak
2		5460.000	40.18	20.23	60.41	-7.79	68.20	Peak
3		5460.650	41.36	20.23	61.58	-6.62	68.20	Peak
4		5470.000	38.83	20.24	59.07	-9.13	68.20	Peak
5	*	5508.050	73.26	20.30	93.56	N/A	N/A	Peak

Note:

1. " *", means this data is the worst emission level.
2. C.F (Correction Factor) = Antenna Factor (dB)+ Cable Loss (dB)– Preamplifier(dB).
3. Measurement(dBuV/m) = Reading(dBuV) + C.F (Correction Factor).
4.The emission levels of other frequencies are very lower than the limit and not show in test report.

EUT	Cassia Bluetooth Router	Date of Test	2021-03-01
Factor	BBHA 9120D	Temp. / Humidity	35.2°C/21.9%
Polarity	Horizontal	Site / Test Engineer	AC1 / Jay Chou
Test Mode	Transmit by 802.11ac-HT40 at Channel 5510MHz	Test Voltage	120V/60Hz

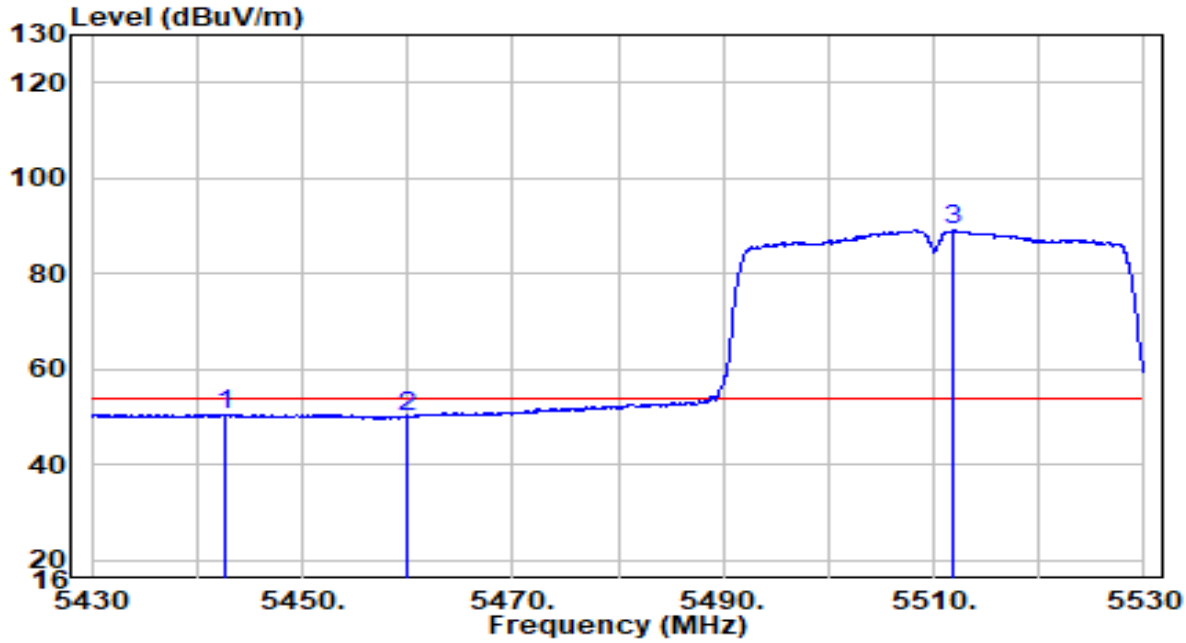

No		Frequency (MHz)	Reading (dBuV)	C.F (dB)	Measurement (dBuV/m)	Margin (dB)	Limit (dBuV/m)	Remark (QP/PK/AV)
1		5442.750	30.40	20.21	50.61	-3.39	54.00	Average
2		5460.000	29.77	20.23	50.00	-4.00	54.00	Average
3	*	5511.800	68.73	20.31	89.03	N/A	N/A	Average

Note:

1. " *", means this data is the worst emission level.
2. C.F (Correction Factor) = Antenna Factor (dB)+ Cable Loss (dB)– Preamplifier(dB).
3. Measurement(dBuV/m) = Reading(dBuV) + C.F (Correction Factor).
4.The emission levels of other frequencies are very lower than the limit and not show in test report.

EUT	Cassia Bluetooth Router	Date of Test	2021-03-01
Factor	BBHA 9120D	Temp. / Humidity	35.2°C/21.9%
Polarity	Vertical	Site / Test Engineer	AC1 / Jay Chou
Test Mode	Transmit by 802.11ac-HT40 at Channel 5510MHz	Test Voltage	120V/60Hz

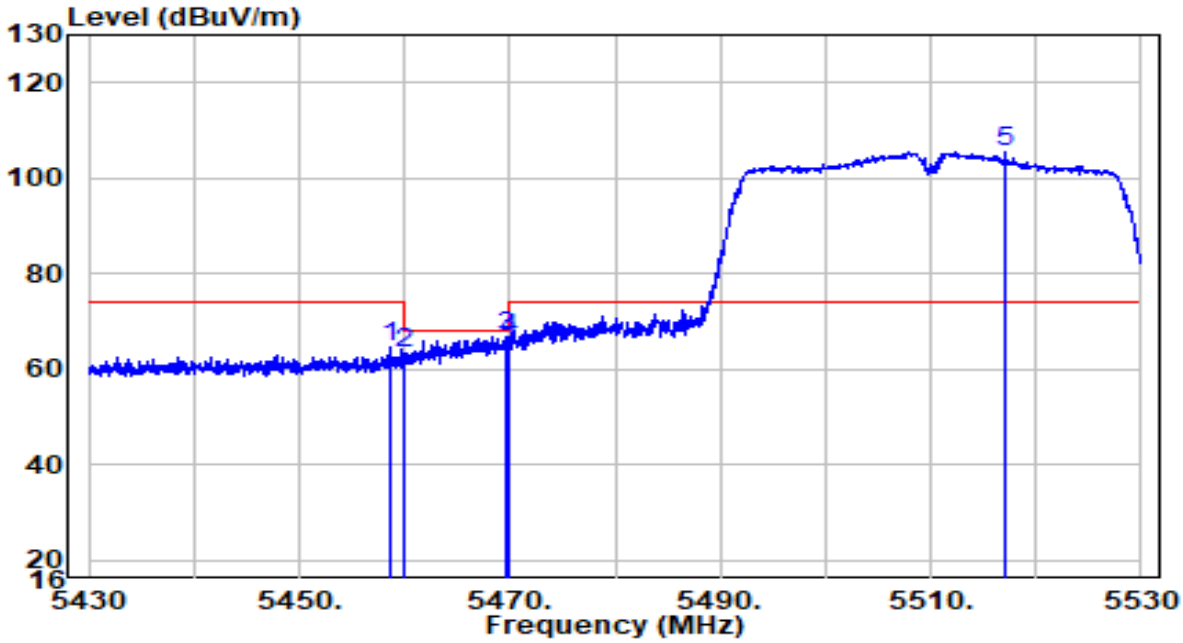

No		Frequency (MHz)	Reading (dBuV)	C.F (dB)	Measurement (dBuV/m)	Margin (dB)	Limit (dBuV/m)	Remark (QP/PK/AV)
1		5458.750	44.22	20.23	64.44	-9.56	74.00	Peak
2		5460.000	43.17	20.23	63.40	-4.80	68.20	Peak
3		5469.700	46.71	20.24	66.95	-1.25	68.20	Peak
4		5470.000	46.09	20.24	66.33	-1.87	68.20	Peak
5	*	5517.150	85.11	20.33	105.44	N/A	N/A	Peak

Note:

1. " *", means this data is the worst emission level.
2. C.F (Correction Factor) = Antenna Factor (dB)+ Cable Loss (dB)– Preamplifier(dB).
3. Measurement(dBuV/m) = Reading(dBuV) + C.F (Correction Factor).
4.The emission levels of other frequencies are very lower than the limit and not show in test report.

EUT	Cassia Bluetooth Router	Date of Test	2021-03-01
Factor	BBHA 9120D	Temp. / Humidity	35.2°C/21.9%
Polarity	Vertical	Site / Test Engineer	AC1 / Jay Chou
Test Mode	Transmit by 802.11ac-HT40 at Channel 5510MHz	Test Voltage	120V/60Hz

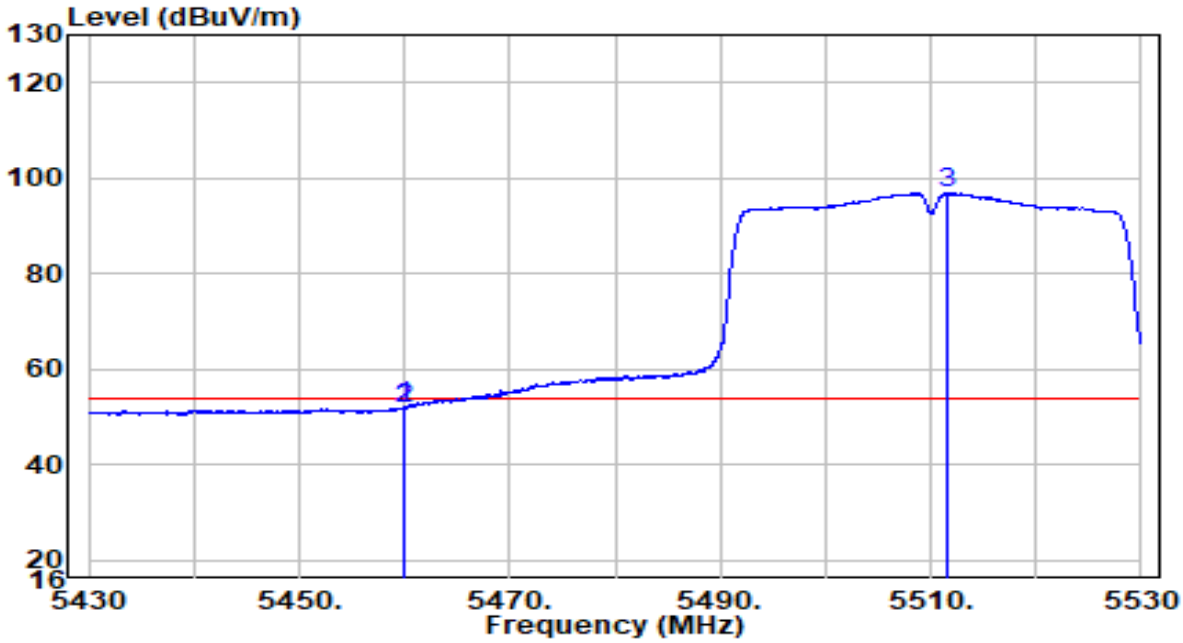

No		Frequency (MHz)	Reading (dBuV)	C.F (dB)	Measurement (dBuV/m)	Margin (dB)	Limit (dBuV/m)	Remark (QP/PK/AV)
1		5459.900	31.73	20.23	51.96	-2.04	54.00	Average
2		5460.000	31.51	20.23	51.74	-2.26	54.00	Average
3	*	5511.600	76.60	20.31	96.90	N/A	N/A	Average

Note:

1. " *", means this data is the worst emission level.
2. C.F (Correction Factor) = Antenna Factor (dB)+ Cable Loss (dB)– Preamplifier(dB).
3. Measurement(dBuV/m) = Reading(dBuV) + C.F (Correction Factor).
4.The emission levels of other frequencies are very lower than the limit and not show in test report.

EUT	Cassia Bluetooth Router	Date of Test	2021-03-01
Factor	BBHA 9120D	Temp. / Humidity	35.2°C/21.9%
Polarity	Horizontal	Site / Test Engineer	AC1 / Jay Chou
Test Mode	Transmit by 802.11ac-HT40 at Channel 5670MHz	Test Voltage	120V/60Hz

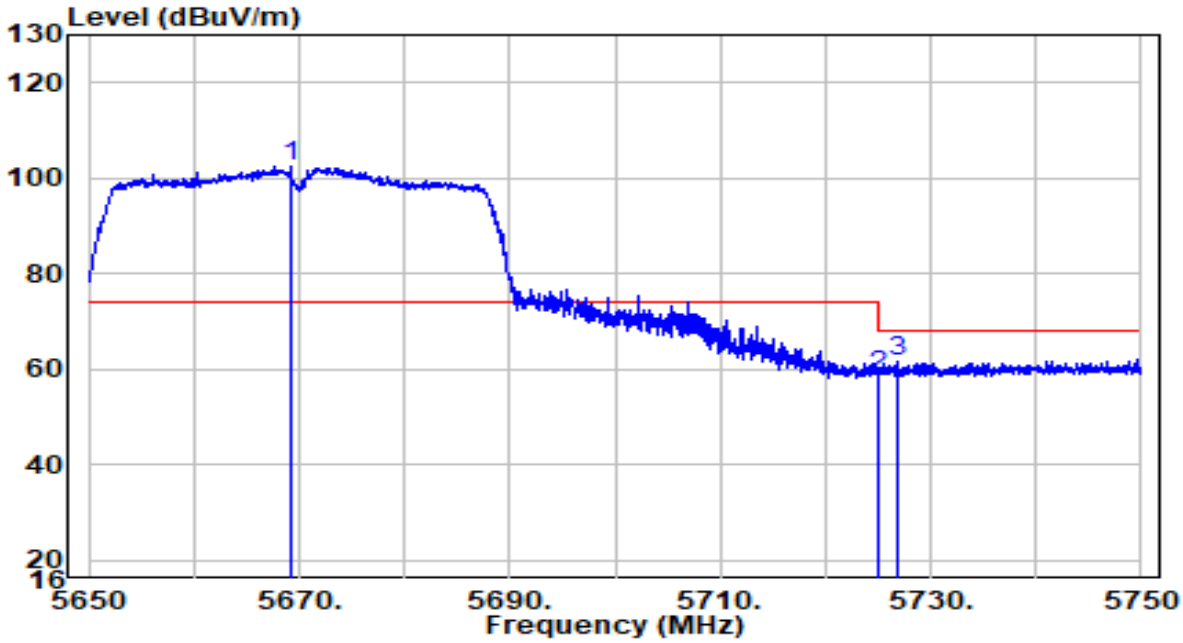

No		Frequency (MHz)	Reading (dBuV)	C.F (dB)	Measurement (dBuV/m)	Margin (dB)	Limit (dBuV/m)	Remark (QP/PK/AV)
1	*	5669.100	81.50	20.82	102.32	N/A	N/A	Peak
2		5725.000	37.68	21.00	58.68	-9.52	68.20	Peak
3		5726.750	40.58	21.00	61.59	-6.61	68.20	Peak

Note:

1. " *", means this data is the worst emission level.
2. C.F (Correction Factor) = Antenna Factor (dB)+ Cable Loss (dB)– Preamplifier(dB).
3. Measurement(dBuV/m) = Reading(dBuV) + C.F (Correction Factor).
4.The emission levels of other frequencies are very lower than the limit and not show in test report.

EUT	Cassia Bluetooth Router	Date of Test	2021-03-01
Factor	BBHA 9120D	Temp. / Humidity	35.2°C/21.9%
Polarity	Vertical	Site / Test Engineer	AC1 / Jay Chou
Test Mode	Transmit by 802.11ac-HT40 at Channel 5670MHz	Test Voltage	120V/60Hz

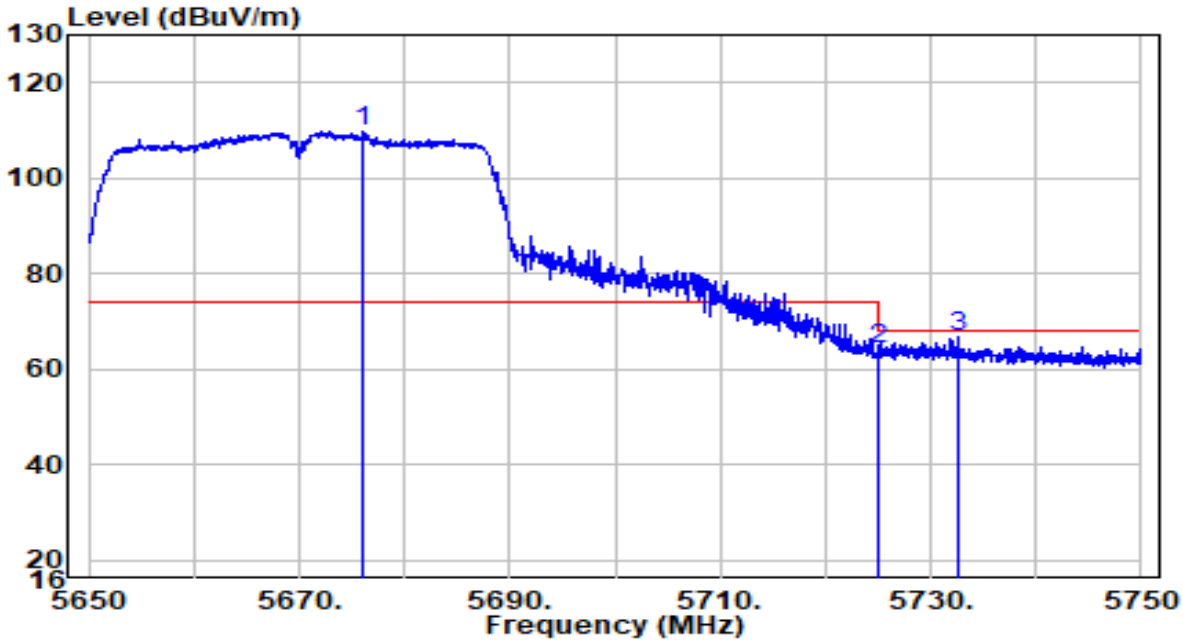

No		Frequency (MHz)	Reading (dBuV)	C.F (dB)	Measurement (dBuV/m)	Margin (dB)	Limit (dBuV/m)	Remark (QP/PK/AV)
1	*	5675.950	88.98	20.84	109.82	N/A	N/A	Peak
2		5725.000	43.10	21.00	64.10	-4.10	68.20	Peak
3		5732.500	45.54	21.02	66.56	-1.64	68.20	Peak

Note:

1. " *", means this data is the worst emission level.
2. C.F (Correction Factor) = Antenna Factor (dB)+ Cable Loss (dB)– Preamplifier(dB).
3. Measurement(dBuV/m) = Reading(dBuV) + C.F (Correction Factor).
4.The emission levels of other frequencies are very lower than the limit and not show in test report.

EUT	Cassia Bluetooth Router	Date of Test	2021-03-01
Factor	BBHA 9120D	Temp. / Humidity	35.2°C/21.9%
Polarity	Horizontal	Site / Test Engineer	AC1 / Jay Chou
Test Mode	Transmit by 802.11ac-HT40 at Channel 5755MHz	Test Voltage	120V/60Hz

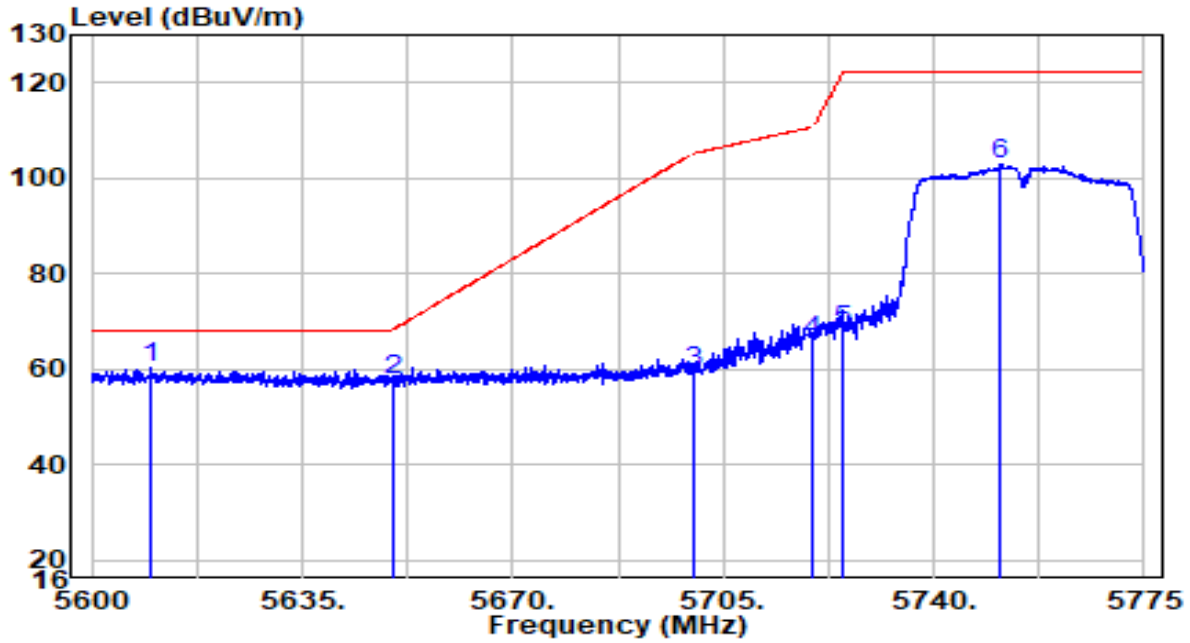

No		Frequency (MHz)	Reading (dBuV)	C.F (dB)	Measurement (dBuV/m)	Margin (dB)	Limit (dBuV/m)	Remark (QP/PK/AV)
1	*	5609.800	39.72	20.63	60.35	-7.85	68.20	Peak
2		5650.000	37.16	20.76	57.92	-10.28	68.20	Peak
3		5700.000	38.48	20.92	59.39	-45.81	105.20	Peak
4		5720.000	45.00	20.98	65.99	-44.81	110.80	Peak
5		5725.000	47.22	21.00	68.22	-53.98	122.20	Peak
6		5750.938	81.61	21.08	102.69	N/A	N/A	Peak

Note:

1. " *", means this data is the worst emission level.
2. C.F (Correction Factor) = Antenna Factor (dB)+ Cable Loss (dB)– Preamplifier(dB).
3. Measurement(dBuV/m) = Reading(dBuV) + C.F (Correction Factor).
4.The emission levels of other frequencies are very lower than the limit and not show in test report.

EUT	Cassia Bluetooth Router	Date of Test	2021-03-01
Factor	BBHA 9120D	Temp. / Humidity	35.2°C/21.9%
Polarity	Vertical	Site / Test Engineer	AC1 / Jay Chou
Test Mode	Transmit by 802.11ac-HT40 at Channel 5755MHz	Test Voltage	120V/60Hz

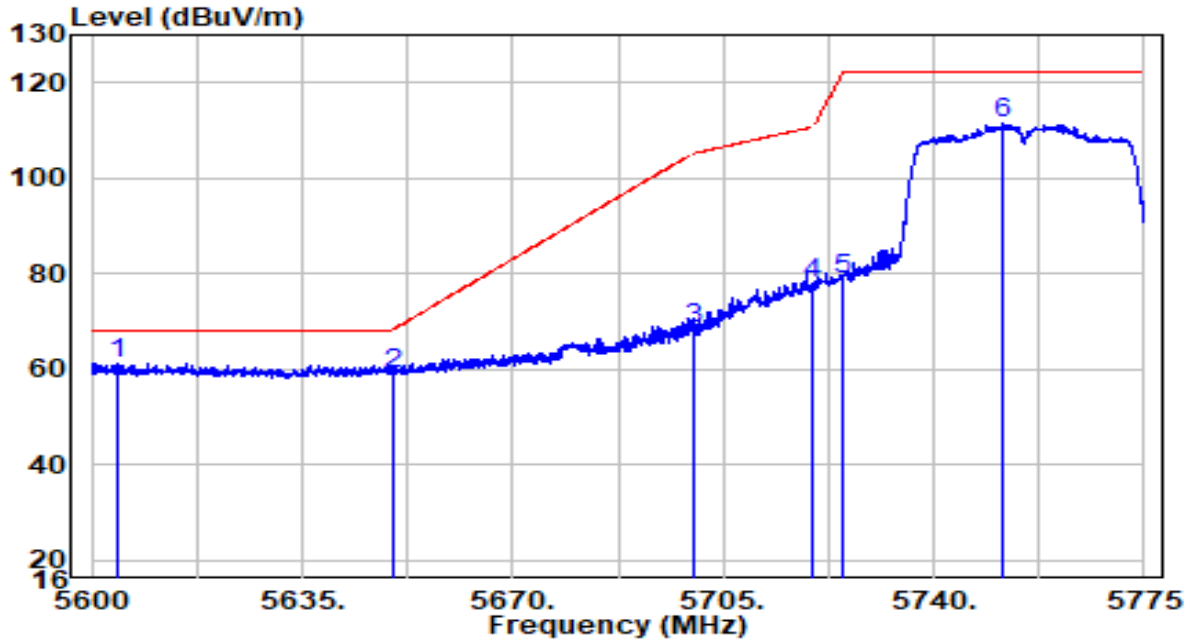

No		Frequency (MHz)	Reading (dBuV)	C.F (dB)	Measurement (dBuV/m)	Margin (dB)	Limit (dBuV/m)	Remark (QP/PK/AV)
1	*	5604.200	40.73	20.61	61.34	-6.86	68.20	Peak
2		5650.000	38.26	20.76	59.02	-9.18	68.20	Peak
3		5700.000	47.75	20.92	68.67	-36.53	105.20	Peak
4		5720.000	57.18	20.98	78.16	-32.64	110.80	Peak
5		5725.000	57.76	21.00	78.76	-43.44	122.20	Peak
6		5751.375	90.28	21.08	111.37	N/A	N/A	Peak

Note:

1. " *", means this data is the worst emission level.
2. C.F (Correction Factor) = Antenna Factor (dB)+ Cable Loss (dB)– Preamplifier(dB).
3. Measurement(dBuV/m) = Reading(dBuV) + C.F (Correction Factor).
4.The emission levels of other frequencies are very lower than the limit and not show in test report.

EUT	Cassia Bluetooth Router	Date of Test	2021-03-01
Factor	BBHA 9120D	Temp. / Humidity	35.2°C/21.9%
Polarity	Horizontal	Site / Test Engineer	AC1 / Jay Chou
Test Mode	Transmit by 802.11ac-HT40 at Channel 5795MHz	Test Voltage	120V/60Hz

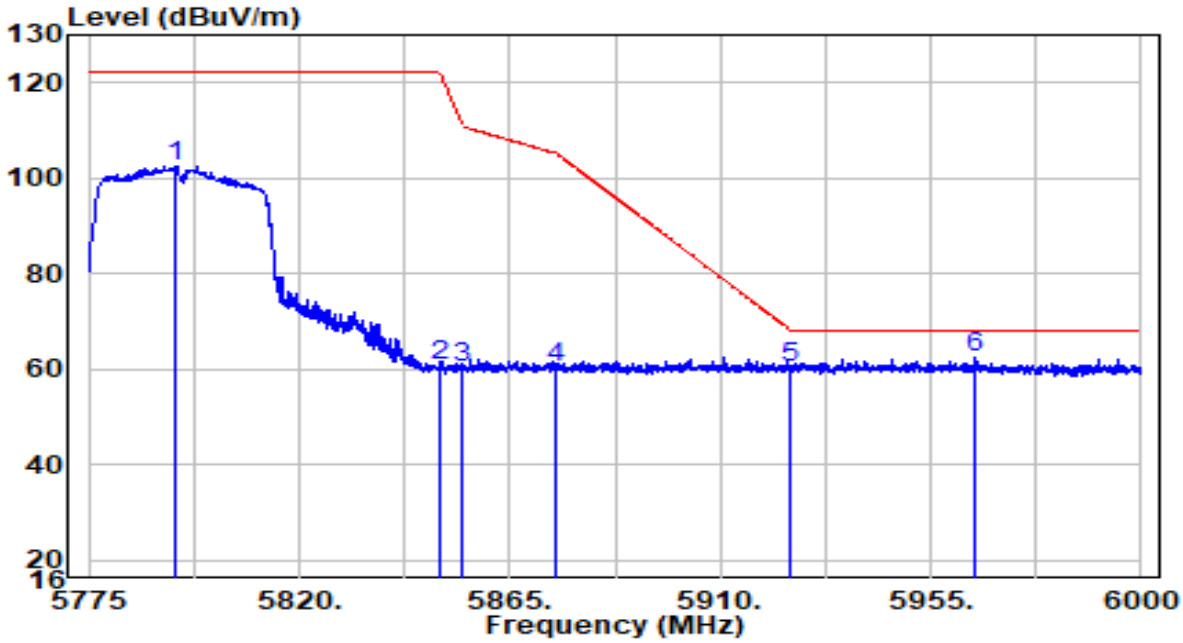

No		Frequency (MHz)	Reading (dBuV)	C.F (dB)	Measurement (dBuV/m)	Margin (dB)	Limit (dBuV/m)	Remark (QP/PK/AV)
1		5793.225	81.25	21.22	102.47	N/A	N/A	Peak
2		5850.000	39.20	21.40	60.61	-61.59	122.20	Peak
3		5855.000	38.80	21.42	60.22	-50.58	110.80	Peak
4		5875.000	39.04	21.49	60.52	-44.68	105.20	Peak
5		5925.000	38.74	21.65	60.39	-7.81	68.20	Peak
6	*	5964.675	40.60	21.78	62.37	-5.83	68.20	Peak

Note:

1. " *", means this data is the worst emission level.
2. C.F (Correction Factor) = Antenna Factor (dB)+ Cable Loss (dB)– Preamplifier(dB).
3. Measurement(dBuV/m) = Reading(dBuV) + C.F (Correction Factor).
4.The emission levels of other frequencies are very lower than the limit and not show in test report.

EUT	Cassia Bluetooth Router	Date of Test	2021-03-01
Factor	BBHA 9120D	Temp. / Humidity	35.2°C/21.9%
Polarity	Vertical	Site / Test Engineer	AC1 / Jay Chou
Test Mode	Transmit by 802.11ac-HT40 at Channel 5795MHz	Test Voltage	120V/60Hz

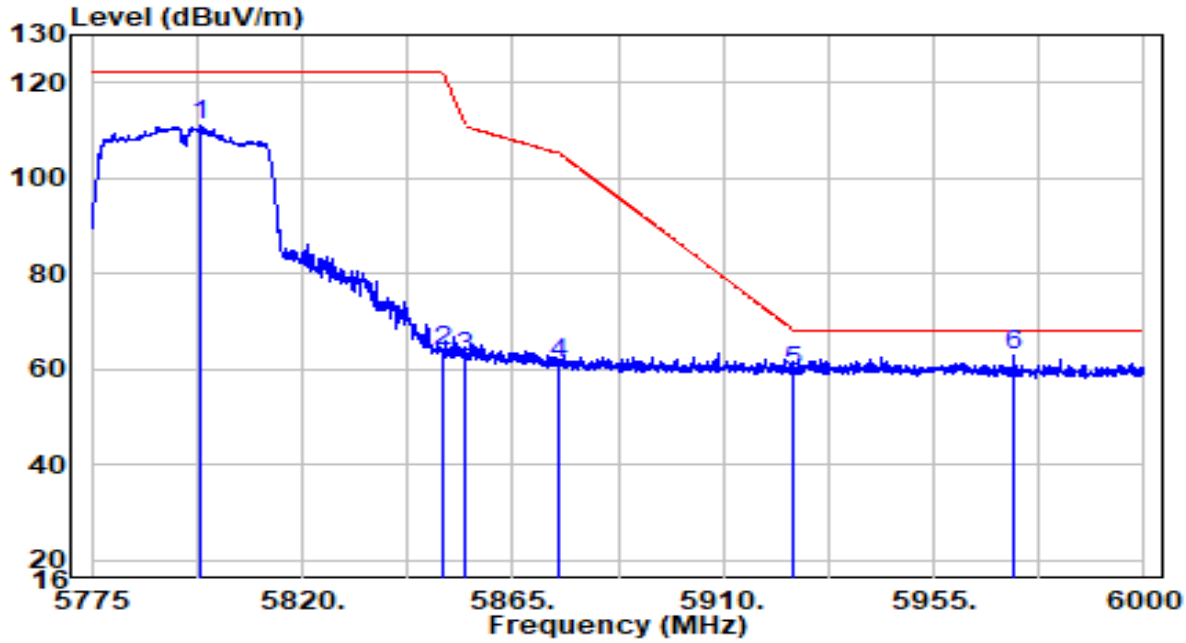

No		Frequency (MHz)	Reading (dBuV)	C.F (dB)	Measurement (dBuV/m)	Margin (dB)	Limit (dBuV/m)	Remark (QP/PK/AV)
1		5798.288	89.89	21.24	111.13	N/A	N/A	Peak
2		5850.000	42.34	21.40	63.74	-58.46	122.20	Peak
3		5855.000	40.93	21.42	62.35	-48.45	110.80	Peak
4		5875.000	39.64	21.49	61.13	-44.07	105.20	Peak
5		5925.000	37.63	21.65	59.28	-8.92	68.20	Peak
6	*	5972.325	40.91	21.80	62.71	-5.49	68.20	Peak

Note:

1. " *", means this data is the worst emission level.
2. C.F (Correction Factor) = Antenna Factor (dB)+ Cable Loss (dB)– Preamplifier(dB).
3. Measurement(dBuV/m) = Reading(dBuV) + C.F (Correction Factor).
4.The emission levels of other frequencies are very lower than the limit and not show in test report.

EUT	Cassia Bluetooth Router	Date of Test	2021-03-01
Factor	BBHA 9120D	Temp. / Humidity	35.2°C/21.9%
Polarity	Horizontal	Site / Test Engineer	AC1 / Jay Chou
Test Mode	Transmit by 802.11ac-HT80 at Channel 5210MHz	Test Voltage	120V/60Hz

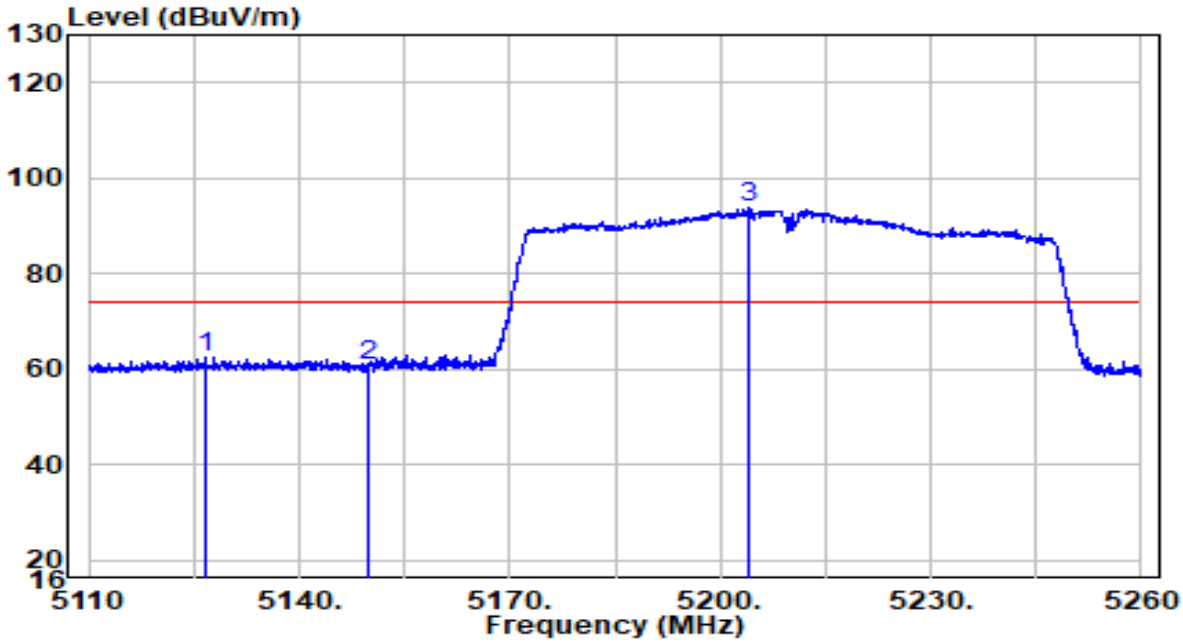

No		Frequency (MHz)	Reading (dBuV)	C.F (dB)	Measurement (dBuV/m)	Margin (dB)	Limit (dBuV/m)	Remark (QP/PK/AV)
1		5126.575	42.69	19.88	62.57	-11.43	74.00	Peak
2		5150.000	40.64	19.91	60.54	-13.46	74.00	Peak
3	*	5203.900	74.11	19.96	94.07	N/A	N/A	Peak

Note:

1. " *", means this data is the worst emission level.
2. C.F (Correction Factor) = Antenna Factor (dB)+ Cable Loss (dB)– Preamplifier(dB).
3. Measurement(dBuV/m) = Reading(dBuV) + C.F (Correction Factor).
4.The emission levels of other frequencies are very lower than the limit and not show in test report.

EUT	Cassia Bluetooth Router	Date of Test	2021-03-01
Factor	BBHA 9120D	Temp. / Humidity	35.2°C/21.9%
Polarity	Horizontal	Site / Test Engineer	AC1 / Jay Chou
Test Mode	Transmit by 802.11ac-HT80 at Channel 5210MHz	Test Voltage	120V/60Hz

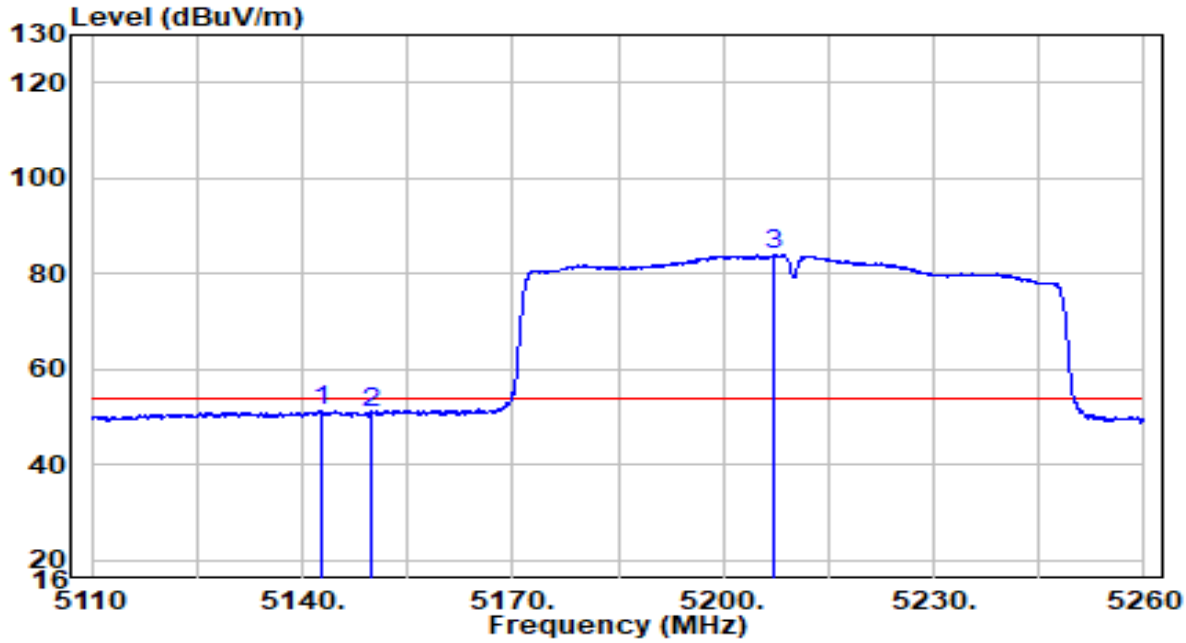

No		Frequency (MHz)	Reading (dBuV)	C.F (dB)	Measurement (dBuV/m)	Margin (dB)	Limit (dBuV/m)	Remark (QP/PK/AV)
1		5142.625	31.57	19.90	51.47	-2.53	54.00	Average
2		5150.000	30.97	19.91	50.88	-3.12	54.00	Average
3	*	5207.125	63.94	19.97	83.90	N/A	N/A	Average

Note:

1. " *", means this data is the worst emission level.
2. C.F (Correction Factor) = Antenna Factor (dB)+ Cable Loss (dB)– Preamplifier(dB).
3. Measurement(dBuV/m) = Reading(dBuV) + C.F (Correction Factor).
4.The emission levels of other frequencies are very lower than the limit and not show in test report.

EUT	Cassia Bluetooth Router	Date of Test	2021-03-01
Factor	BBHA 9120D	Temp. / Humidity	35.2°C/21.9%
Polarity	Vertical	Site / Test Engineer	AC1 / Jay Chou
Test Mode	Transmit by 802.11ac-HT80 at Channel 5210MHz	Test Voltage	120V/60Hz

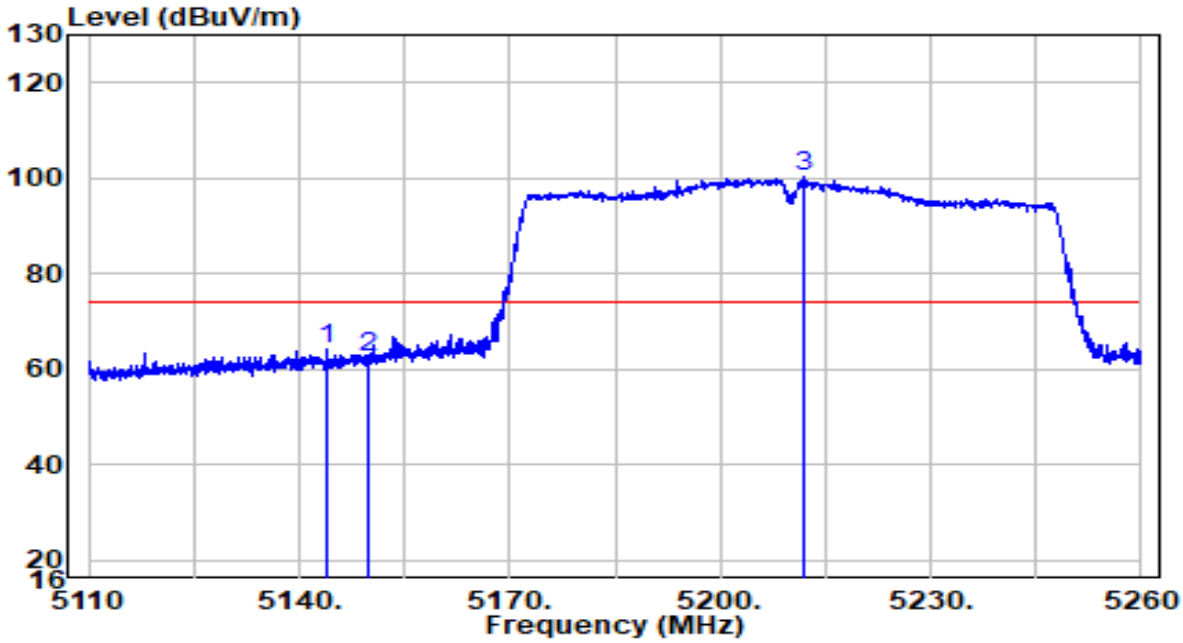

No		Frequency (MHz)	Reading (dBuV)	C.F (dB)	Measurement (dBuV/m)	Margin (dB)	Limit (dBuV/m)	Remark (QP/PK/AV)
1		5143.900	44.13	19.90	64.03	-9.97	74.00	Peak
2		5150.000	42.51	19.91	62.42	-11.58	74.00	Peak
3	*	5212.075	80.16	19.97	100.13	N/A	N/A	Peak

Note:

1. " *", means this data is the worst emission level.
2. C.F (Correction Factor) = Antenna Factor (dB)+ Cable Loss (dB)– Preamplifier(dB).
3. Measurement(dBuV/m) = Reading(dBuV) + C.F (Correction Factor).
4.The emission levels of other frequencies are very lower than the limit and not show in test report.

EUT	Cassia Bluetooth Router	Date of Test	2021-03-01
Factor	BBHA 9120D	Temp. / Humidity	35.2°C/21.9%
Polarity	Vertical	Site / Test Engineer	AC1 / Jay Chou
Test Mode	Transmit by 802.11ac-HT80 at Channel 5210MHz	Test Voltage	120V/60Hz

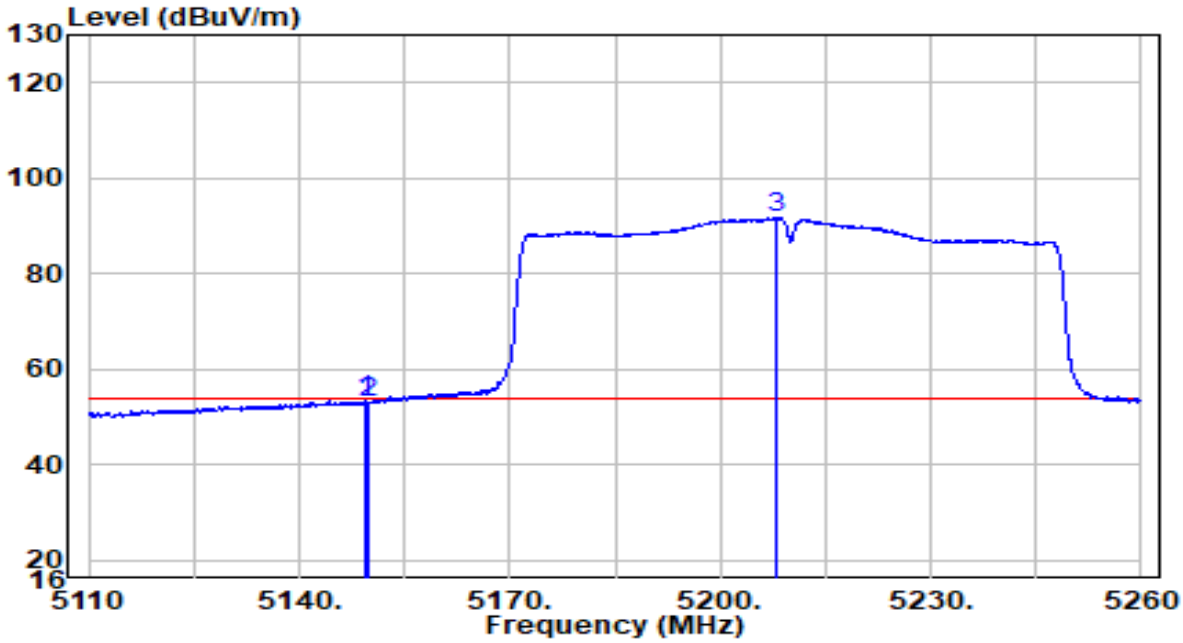

No		Frequency (MHz)	Reading (dBuV)	C.F (dB)	Measurement (dBuV/m)	Margin (dB)	Limit (dBuV/m)	Remark (QP/PK/AV)
1		5149.300	33.50	19.91	53.40	-0.60	54.00	Average
2		5150.000	33.00	19.91	52.91	-1.09	54.00	Average
3	*	5207.950	71.90	19.97	91.86	N/A	N/A	Average

Note:

1. " *", means this data is the worst emission level.
2. C.F (Correction Factor) = Antenna Factor (dB)+ Cable Loss (dB)– Preamplifier(dB).
3. Measurement(dBuV/m) = Reading(dBuV) + C.F (Correction Factor).
4.The emission levels of other frequencies are very lower than the limit and not show in test report.

EUT	Cassia Bluetooth Router	Date of Test	2021-03-01
Factor	BBHA 9120D	Temp. / Humidity	35.2°C/21.9%
Polarity	Horizontal	Site / Test Engineer	AC1 / Jay Chou
Test Mode	Transmit by 802.11ac-HT80 at Channel 5290MHz	Test Voltage	120V/60Hz

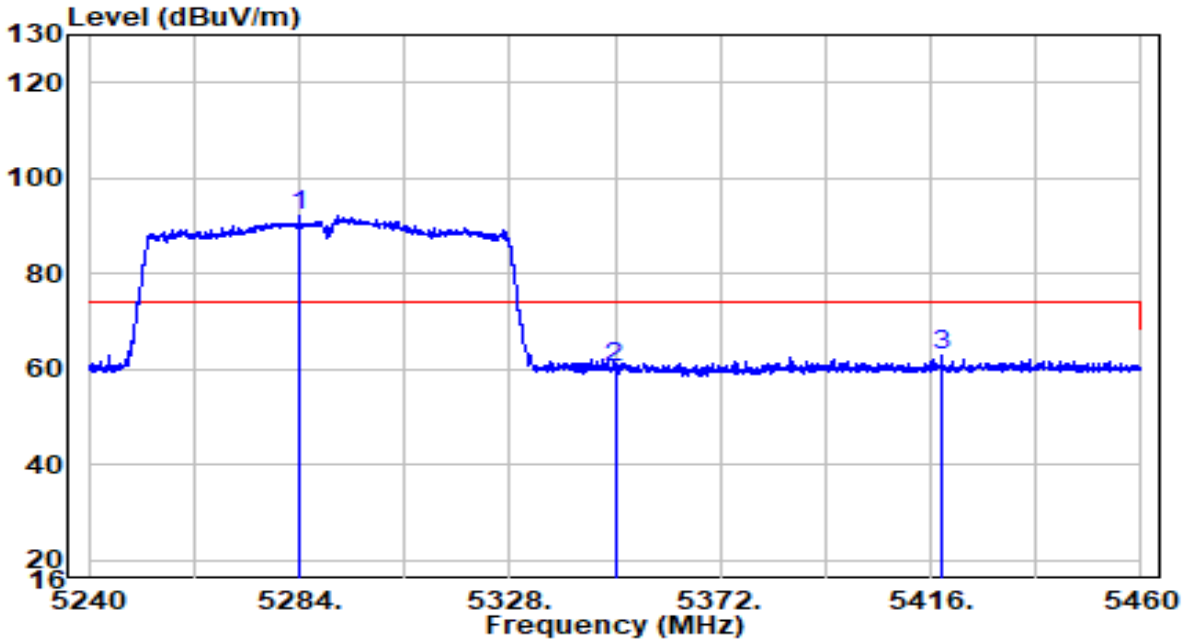

No		Frequency (MHz)	Reading (dBuV)	C.F (dB)	Measurement (dBuV/m)	Margin (dB)	Limit (dBuV/m)	Remark (QP/PK/AV)
1	*	5284.000	72.22	20.05	92.26	N/A	N/A	Peak
2		5350.000	40.01	20.11	60.13	-13.87	74.00	Peak
3		5418.200	42.60	20.18	62.79	-11.21	74.00	Peak

Note:

1. " *", means this data is the worst emission level.
2. C.F (Correction Factor) = Antenna Factor (dB)+ Cable Loss (dB)– Preamplifier(dB).
3. Measurement(dBuV/m) = Reading(dBuV) + C.F (Correction Factor).
4.The emission levels of other frequencies are very lower than the limit and not show in test report.

EUT	Cassia Bluetooth Router	Date of Test	2021-03-01
Factor	BBHA 9120D	Temp. / Humidity	35.2°C/21.9%
Polarity	Horizontal	Site / Test Engineer	AC1 / Jay Chou
Test Mode	Transmit by 802.11ac-HT80 at Channel 5290MHz	Test Voltage	120V/60Hz

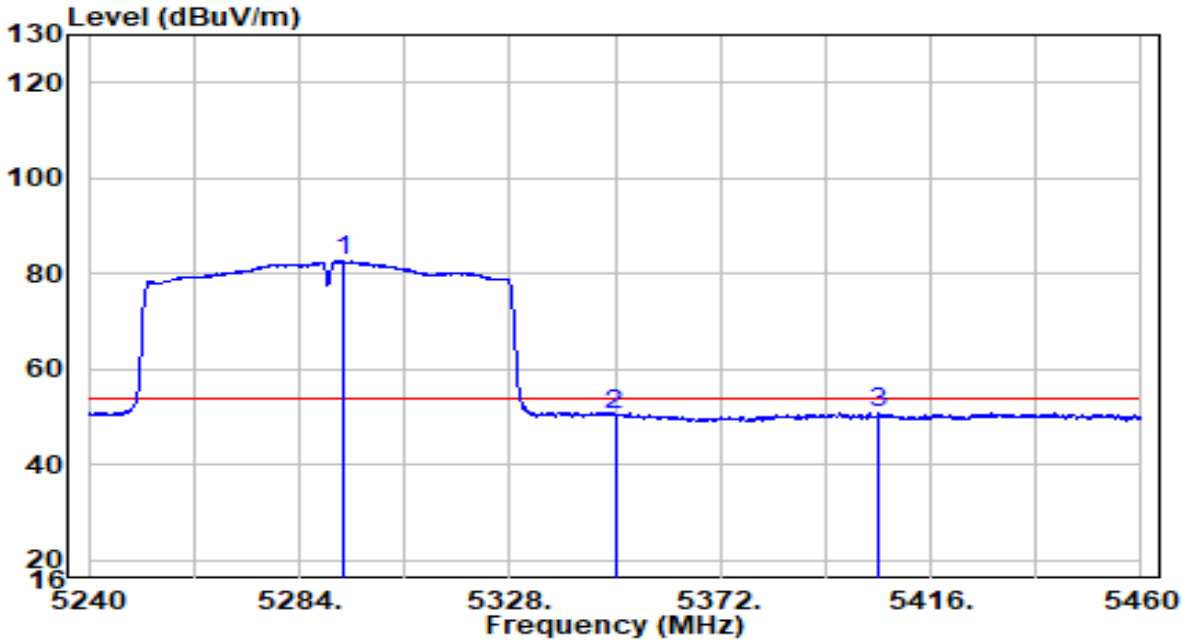

No		Frequency (MHz)	Reading (dBuV)	C.F (dB)	Measurement (dBuV/m)	Margin (dB)	Limit (dBuV/m)	Remark (QP/PK/AV)
1	*	5293.240	62.61	20.05	82.66	N/A	N/A	Average
2		5350.000	30.34	20.11	50.46	-3.54	54.00	Average
3		5405.110	30.53	20.17	50.70	-3.30	54.00	Average

Note:

1. " *", means this data is the worst emission level.
2. C.F (Correction Factor) = Antenna Factor (dB)+ Cable Loss (dB)– Preamplifier(dB).
3. Measurement(dBuV/m) = Reading(dBuV) + C.F (Correction Factor).
4.The emission levels of other frequencies are very lower than the limit and not show in test report.

EUT	Cassia Bluetooth Router	Date of Test	2021-03-01
Factor	BBHA 9120D	Temp. / Humidity	35.2°C/21.9%
Polarity	Vertical	Site / Test Engineer	AC1 / Jay Chou
Test Mode	Transmit by 802.11ac-HT80 at Channel 5290MHz	Test Voltage	120V/60Hz

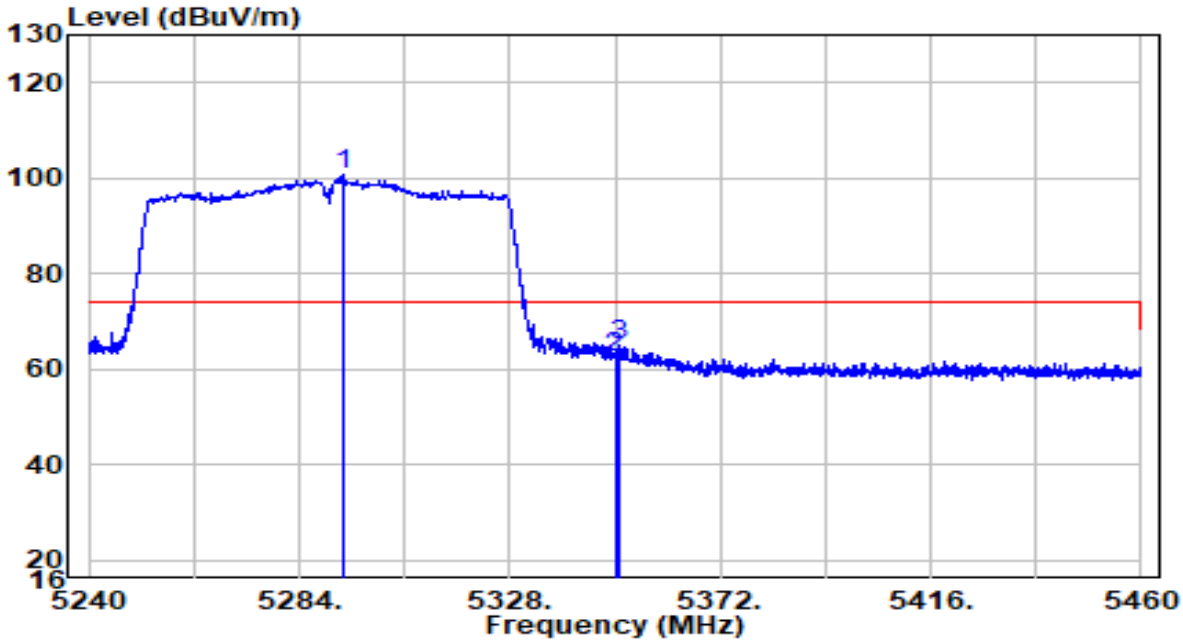

No		Frequency (MHz)	Reading (dBuV)	C.F (dB)	Measurement (dBuV/m)	Margin (dB)	Limit (dBuV/m)	Remark (QP/PK/AV)
1	*	5293.350	80.68	20.06	100.74	N/A	N/A	Peak
2		5350.000	42.25	20.11	62.36	-11.64	74.00	Peak
3		5350.770	44.95	20.11	65.07	-8.93	74.00	Peak

Note:

1. " *", means this data is the worst emission level.
2. C.F (Correction Factor) = Antenna Factor (dB)+ Cable Loss (dB)– Preamplifier(dB).
3. Measurement(dBuV/m) = Reading(dBuV) + C.F (Correction Factor).
4.The emission levels of other frequencies are very lower than the limit and not show in test report.

EUT	Cassia Bluetooth Router	Date of Test	2021-03-01
Factor	BBHA 9120D	Temp. / Humidity	35.2°C/21.9%
Polarity	Vertical	Site / Test Engineer	AC1 / Jay Chou
Test Mode	Transmit by 802.11ac-HT80 at Channel 5290MHz	Test Voltage	120V/60Hz

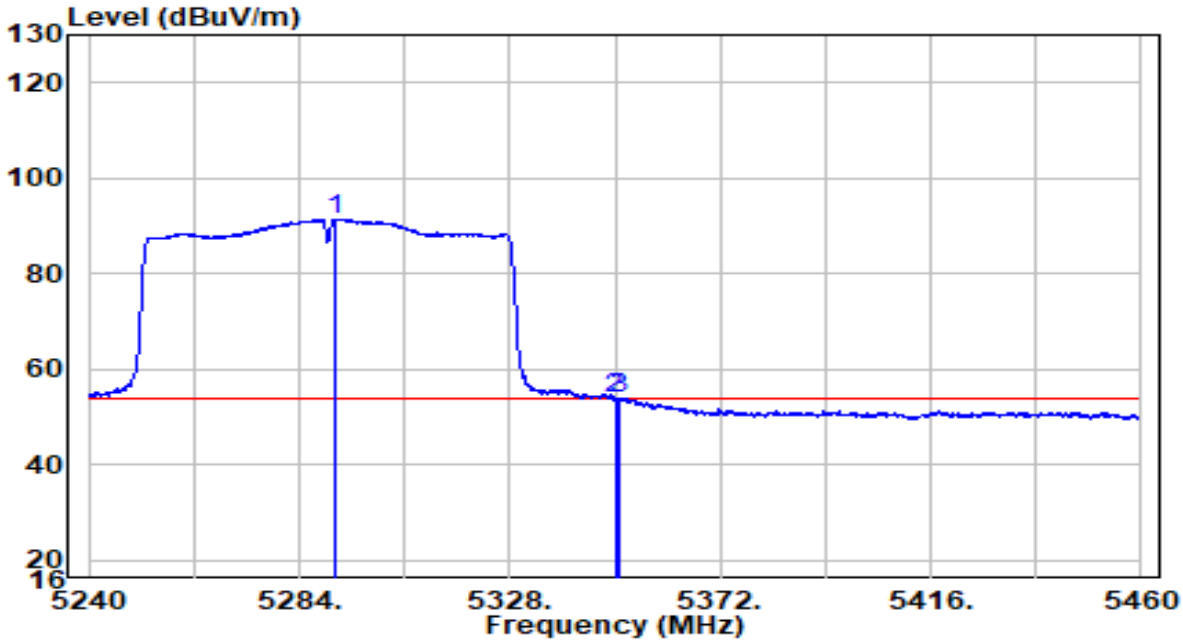

No		Frequency (MHz)	Reading (dBuV)	C.F (dB)	Measurement (dBuV/m)	Margin (dB)	Limit (dBuV/m)	Remark (QP/PK/AV)
1	*	5291.590	71.30	20.05	91.36	N/A	N/A	Average
2		5350.000	33.60	20.11	53.71	-0.29	54.00	Average
3		5350.880	33.78	20.11	53.90	-0.10	54.00	Average

Note:

1. " *", means this data is the worst emission level.
2. C.F (Correction Factor) = Antenna Factor (dB)+ Cable Loss (dB)– Preamplifier(dB).
3. Measurement(dBuV/m) = Reading(dBuV) + C.F (Correction Factor).
4.The emission levels of other frequencies are very lower than the limit and not show in test report.

EUT	Cassia Bluetooth Router	Date of Test	2021-03-01
Factor	BBHA 9120D	Temp. / Humidity	35.2°C/21.9%
Polarity	Horizontal	Site / Test Engineer	AC1 / Jay Chou
Test Mode	Transmit by 802.11ac-HT80 at Channel 5530MHz	Test Voltage	120V/60Hz

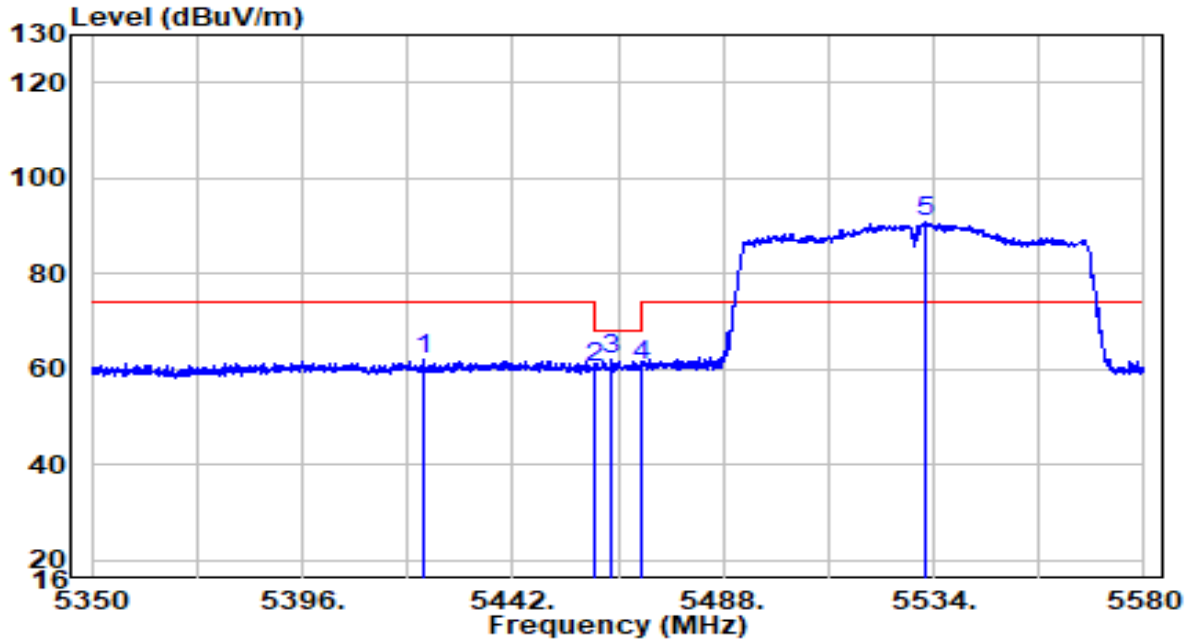

No		Frequency (MHz)	Reading (dBuV)	C.F (dB)	Measurement (dBuV/m)	Margin (dB)	Limit (dBuV/m)	Remark (QP/PK/AV)
1		5422.565	41.79	20.19	61.98	-12.02	74.00	Peak
2		5460.000	40.11	20.23	60.33	-7.87	68.20	Peak
3		5463.505	41.62	20.23	61.85	-6.35	68.20	Peak
4		5470.000	40.35	20.24	60.58	-7.62	68.20	Peak
5	*	5532.390	70.28	20.37	90.65	N/A	N/A	Peak

Note:

1. " *", means this data is the worst emission level.
2. C.F (Correction Factor) = Antenna Factor (dB)+ Cable Loss (dB)– Preamplifier(dB).
3. Measurement(dBuV/m) = Reading(dBuV) + C.F (Correction Factor).
4.The emission levels of other frequencies are very lower than the limit and not show in test report.

EUT	Cassia Bluetooth Router	Date of Test	2021-03-01
Factor	BBHA 9120D	Temp. / Humidity	35.2°C/21.9%
Polarity	Horizontal	Site / Test Engineer	AC1 / Jay Chou
Test Mode	Transmit by 802.11ac-HT80 at Channel 5530MHz	Test Voltage	120V/60Hz

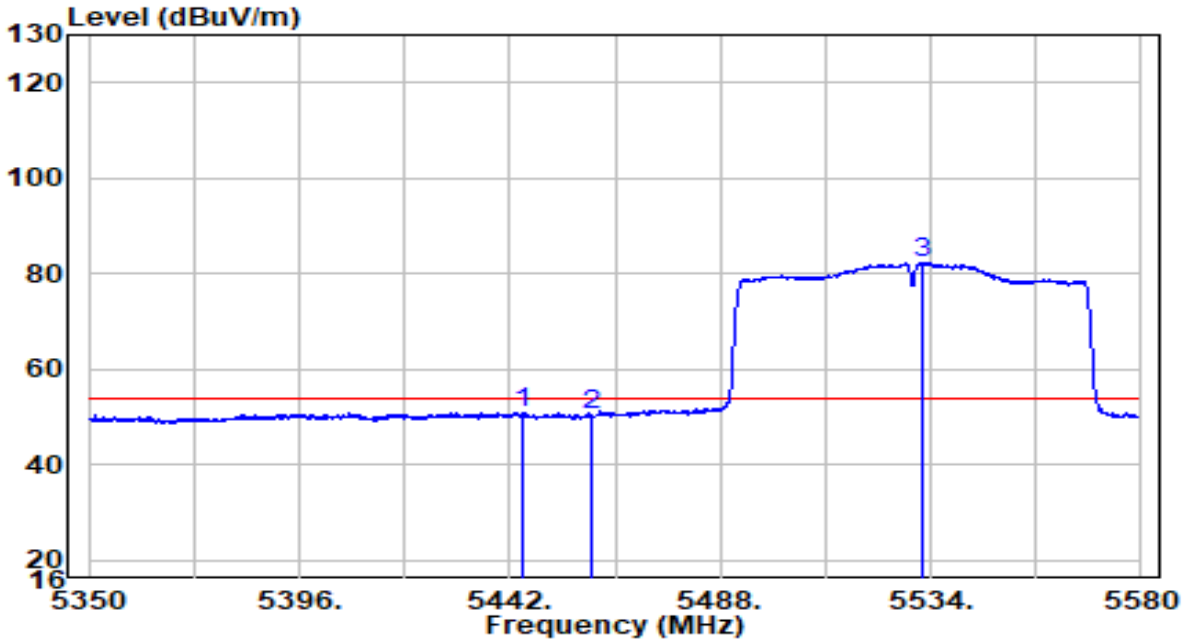

No		Frequency (MHz)	Reading (dBuV)	C.F (dB)	Measurement (dBuV/m)	Margin (dB)	Limit (dBuV/m)	Remark (QP/PK/AV)
1		5445.105	30.69	20.21	50.90	-3.10	54.00	Average
2		5460.000	30.33	20.23	50.55	-3.45	54.00	Average
3	*	5532.160	61.91	20.37	82.28	N/A	N/A	Average

Note:

1. " *", means this data is the worst emission level.
2. C.F (Correction Factor) = Antenna Factor (dB)+ Cable Loss (dB)– Preamplifier(dB).
3. Measurement(dBuV/m) = Reading(dBuV) + C.F (Correction Factor).
4.The emission levels of other frequencies are very lower than the limit and not show in test report.

EUT	Cassia Bluetooth Router	Date of Test	2021-03-01
Factor	BBHA 9120D	Temp. / Humidity	35.2°C/21.9%
Polarity	Vertical	Site / Test Engineer	AC1 / Jay Chou
Test Mode	Transmit by 802.11ac-HT80 at Channel 5530MHz	Test Voltage	120V/60Hz

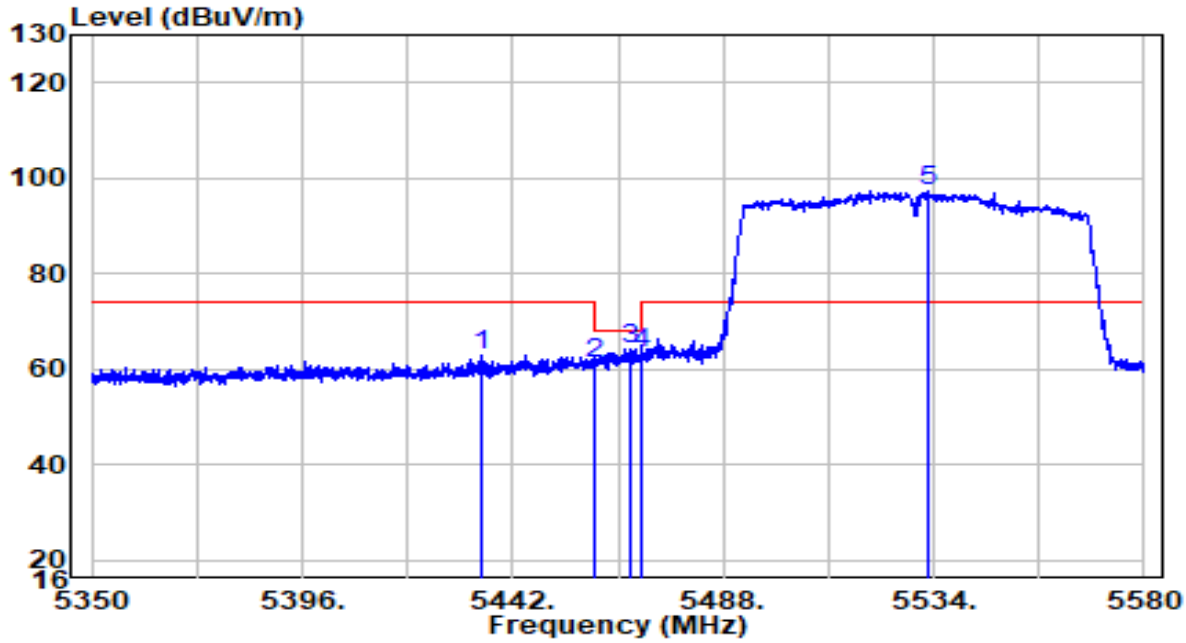

No		Frequency (MHz)	Reading (dBuV)	C.F (dB)	Measurement (dBuV/m)	Margin (dB)	Limit (dBuV/m)	Remark (QP/PK/AV)
1		5434.985	42.84	20.20	63.04	-10.96	74.00	Peak
2		5460.000	40.91	20.23	61.14	-7.06	68.20	Peak
3		5467.530	43.95	20.24	64.19	-4.01	68.20	Peak
4		5470.000	42.99	20.24	63.23	-4.97	68.20	Peak
5	*	5532.965	76.79	20.38	97.17	N/A	N/A	Peak

Note:

1. " *", means this data is the worst emission level.
2. C.F (Correction Factor) = Antenna Factor (dB)+ Cable Loss (dB)– Preamplifier(dB).
3. Measurement(dBuV/m) = Reading(dBuV) + C.F (Correction Factor).
4.The emission levels of other frequencies are very lower than the limit and not show in test report.

EUT	Cassia Bluetooth Router	Date of Test	2021-03-01
Factor	BBHA 9120D	Temp. / Humidity	35.2°C/21.9%
Polarity	Vertical	Site / Test Engineer	AC1 / Jay Chou
Test Mode	Transmit by 802.11ac-HT80 at Channel 5530MHz	Test Voltage	120V/60Hz

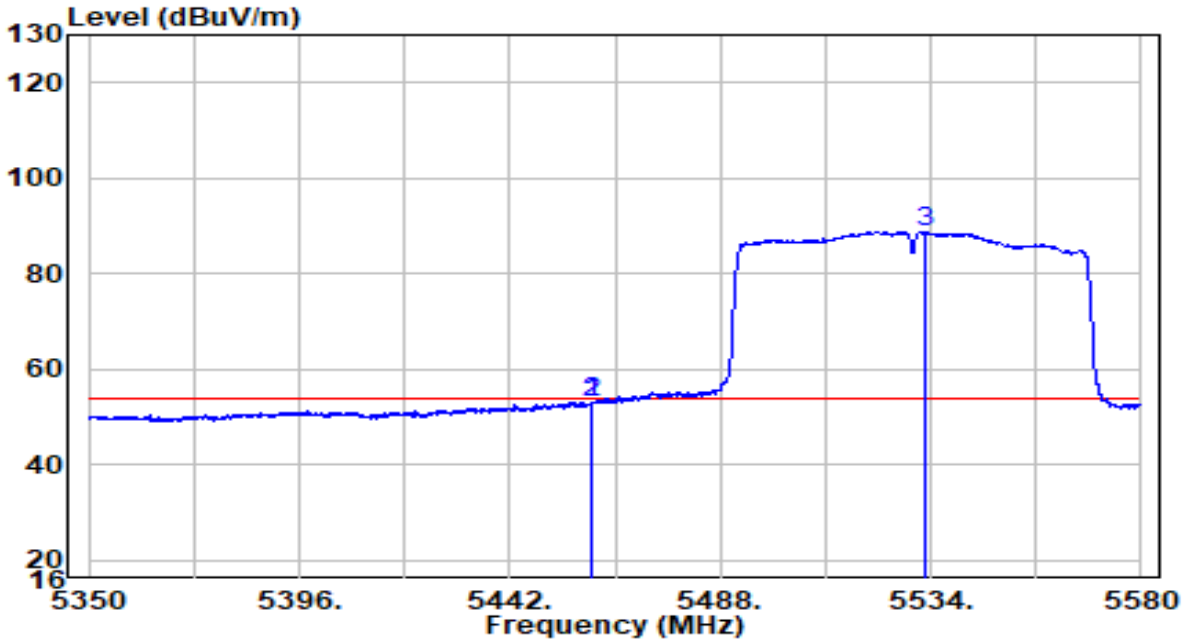

No		Frequency (MHz)	Reading (dBuV)	C.F (dB)	Measurement (dBuV/m)	Margin (dB)	Limit (dBuV/m)	Remark (QP/PK/AV)
1		5459.825	32.92	20.23	53.15	-0.85	54.00	Average
2		5460.000	32.62	20.23	52.85	-1.15	54.00	Average
3	*	5532.620	68.53	20.38	88.90	N/A	N/A	Average

Note:

1. " *", means this data is the worst emission level.
2. C.F (Correction Factor) = Antenna Factor (dB)+ Cable Loss (dB)– Preamplifier(dB).
3. Measurement(dBuV/m) = Reading(dBuV) + C.F (Correction Factor).
4.The emission levels of other frequencies are very lower than the limit and not show in test report.

EUT	Cassia Bluetooth Router	Date of Test	2021-03-01
Factor	BBHA 9120D	Temp. / Humidity	35.2°C/21.9%
Polarity	Horizontal	Site / Test Engineer	AC1 / Jay Chou
Test Mode	Transmit by 802.11ac-HT80 at Channel 5610MHz	Test Voltage	120V/60Hz

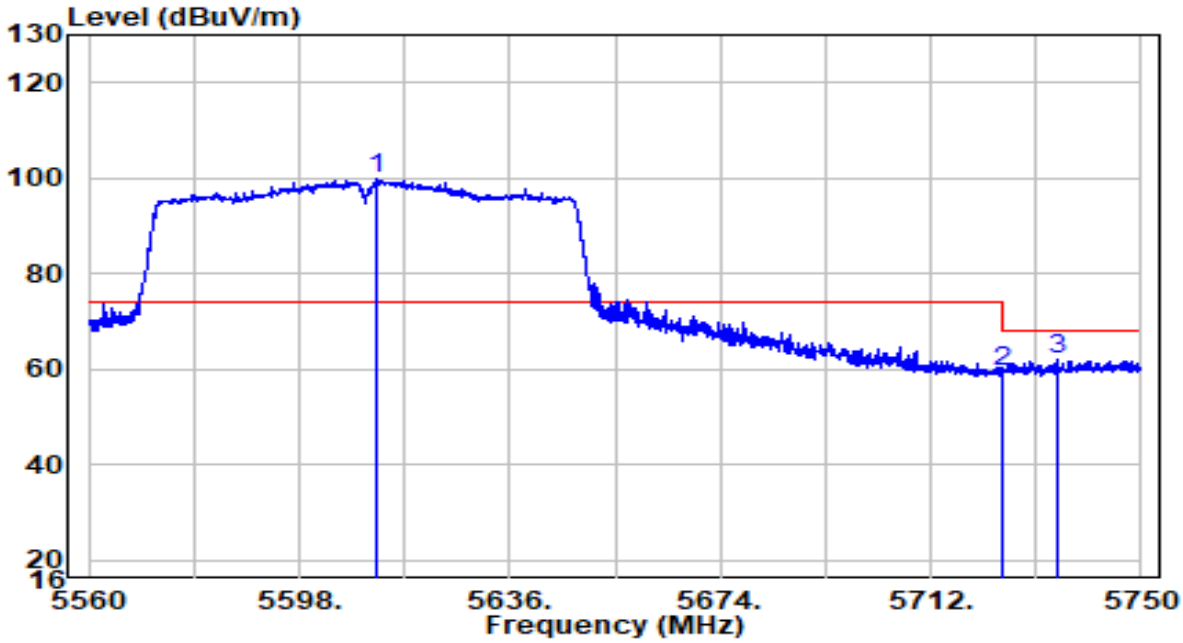

No		Frequency (MHz)	Reading (dBuV)	C.F (dB)	Measurement (dBuV/m)	Margin (dB)	Limit (dBuV/m)	Remark (QP/PK/AV)
1	*	5611.870	79.05	20.63	99.68	N/A	N/A	Peak
2		5725.015	38.66	21.00	59.66	-8.54	68.20	Peak
3		5734.895	41.09	21.03	62.13	-6.07	68.20	Peak

Note:

1. " *", means this data is the worst emission level.
2. C.F (Correction Factor) = Antenna Factor (dB)+ Cable Loss (dB)– Preamplifier(dB).
3. Measurement(dBuV/m) = Reading(dBuV) + C.F (Correction Factor).
4.The emission levels of other frequencies are very lower than the limit and not show in test report.

EUT	Cassia Bluetooth Router	Date of Test	2021-03-01
Factor	BBHA 9120D	Temp. / Humidity	35.2°C/21.9%
Polarity	Vertical	Site / Test Engineer	AC1 / Jay Chou
Test Mode	Transmit by 802.11ac-HT80 at Channel 5610MHz	Test Voltage	120V/60Hz

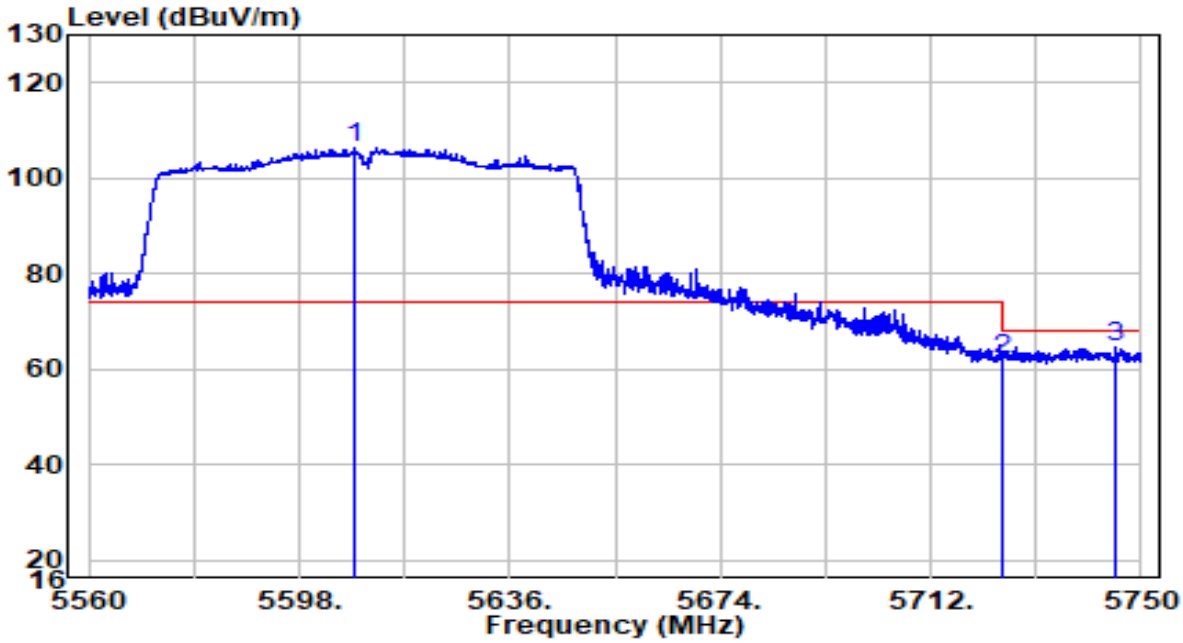

No		Frequency (MHz)	Reading (dBuV)	C.F (dB)	Measurement (dBuV/m)	Margin (dB)	Limit (dBuV/m)	Remark (QP/PK/AV)
1	*	5608.165	85.58	20.62	106.20	N/A	N/A	Peak
2		5725.000	41.13	21.00	62.13	-6.07	68.20	Peak
3		5745.250	43.62	21.06	64.68	-3.52	68.20	Peak

Note:

1. " *", means this data is the worst emission level.
2. C.F (Correction Factor) = Antenna Factor (dB)+ Cable Loss (dB)– Preamplifier(dB).
3. Measurement(dBuV/m) = Reading(dBuV) + C.F (Correction Factor).
4.The emission levels of other frequencies are very lower than the limit and not show in test report.

EUT	Cassia Bluetooth Router	Date of Test	2021-03-01
Factor	BBHA 9120D	Temp. / Humidity	35.2°C/21.9%
Polarity	Horizontal	Site / Test Engineer	AC1 / Jay Chou
Test Mode	Transmit by 802.11ac-HT80 at Channel 5775MHz	Test Voltage	120V/60Hz

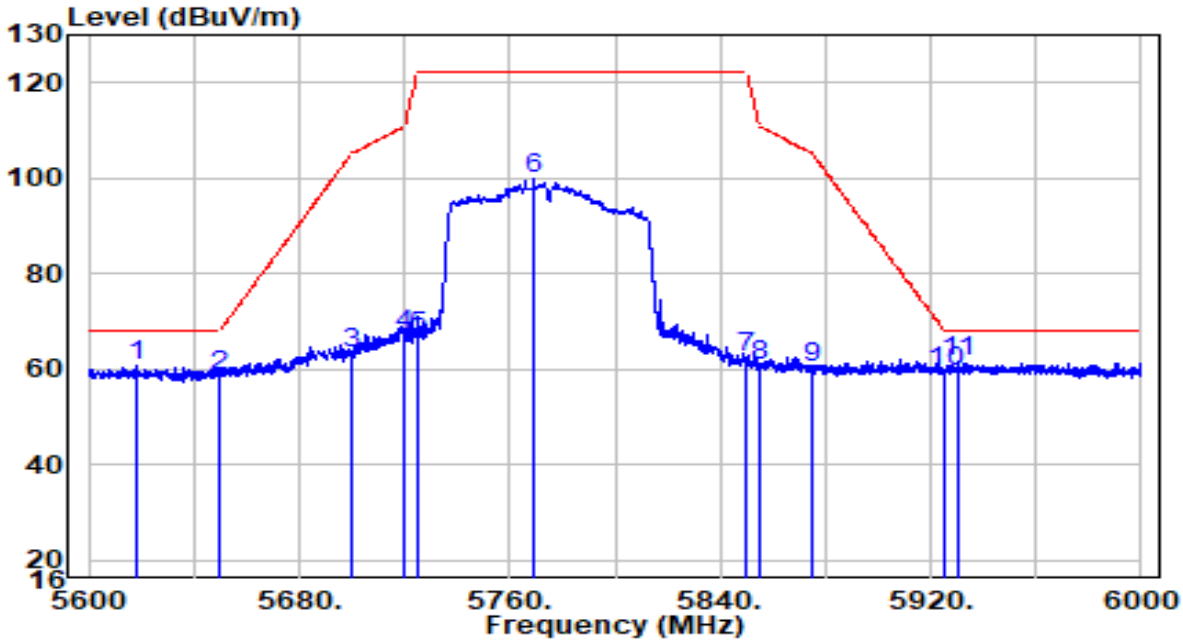

No		Frequency (MHz)	Reading (dBuV)	C.F (dB)	Measurement (dBuV/m)	Margin (dB)	Limit (dBuV/m)	Remark (QP/PK/AV)
1		5617.800	39.96	20.65	60.61	-7.59	68.20	Peak
2		5650.000	37.91	20.76	58.66	-9.54	68.20	Peak
3		5700.000	42.24	20.92	63.16	-42.04	105.20	Peak
4		5720.000	46.22	20.98	67.21	-43.59	110.80	Peak
5		5725.000	45.68	21.00	66.68	-55.52	122.20	Peak
6		5769.000	78.60	21.14	99.74	N/A	N/A	Peak
7		5850.000	40.85	21.40	62.26	-59.94	122.20	Peak
8		5855.000	39.50	21.42	60.92	-49.88	110.80	Peak
9		5875.000	38.83	21.49	60.31	-44.89	105.20	Peak
10		5925.000	37.97	21.65	59.61	-8.59	68.20	Peak
11	*	5930.600	40.04	21.67	61.70	-6.50	68.20	Peak

Note:

1. " *", means this data is the worst emission level.

2. C.F (Correction Factor) = Antenna Factor (dB)+ Cable Loss (dB)– Preamplifier(dB).

3. Measurement(dBuV/m) = Reading(dBuV) + C.F (Correction Factor).

4.The emission levels of other frequencies are very lower than the limit and not show in test report.

EUT	Cassia Bluetooth Router	Date of Test	2021-03-01
Factor	BBHA 9120D	Temp. / Humidity	35.2°C/21.9%
Polarity	Vertical	Site / Test Engineer	AC1 / Jay Chu
Test Mode	Transmit by 802.11ac-HT80 at Channel 5775Mhz	Test Voltage	120V/60Hz

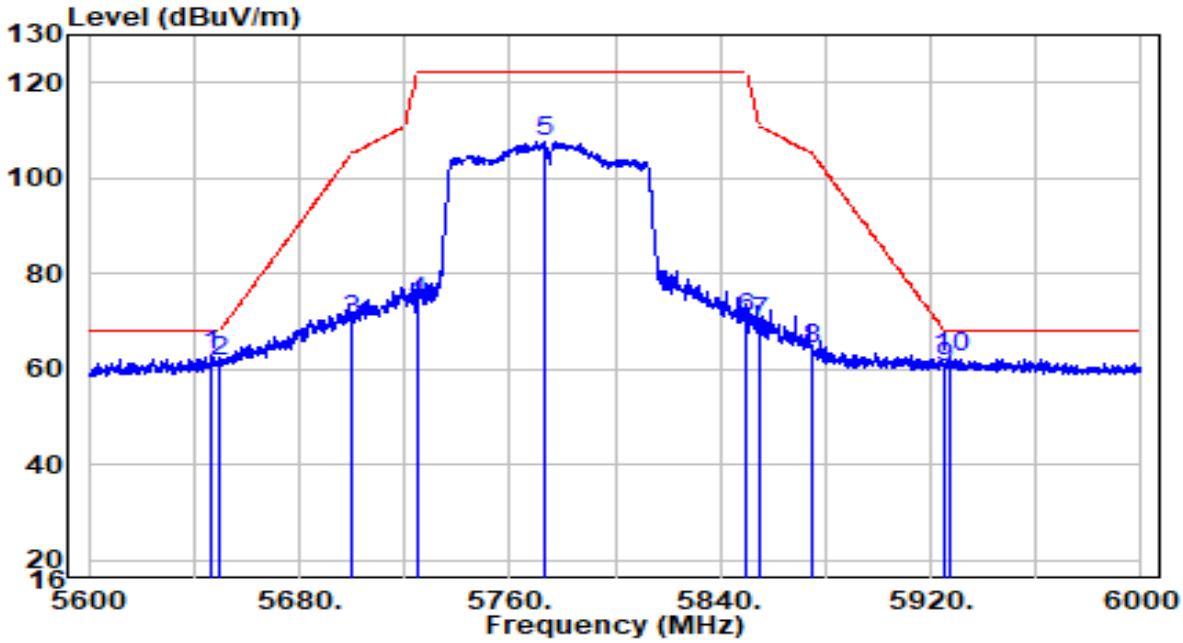

No		Frequency (MHz)	Reading (dBuV)	C.F (dB)	Measurement (dBuV/m)	Margin (dB)	Limit (dBuV/m)	Remark (QP/PK/AV)
1	*	5646.600	42.34	20.74	63.09	-5.11	68.20	Peak
2		5650.000	40.97	20.76	61.72	-6.48	68.20	Peak
3		5700.000	49.43	20.92	70.35	-34.85	105.20	Peak
4		5725.000	53.17	21.00	74.17	-48.03	122.20	Peak
5		5773.400	86.50	21.16	107.66	N/A	N/A	Peak
6		5850.000	49.34	21.40	70.74	-51.46	122.20	Peak
7		5855.000	48.44	21.42	69.86	-40.94	110.80	Peak
8		5875.000	42.70	21.49	64.18	-41.02	105.20	Peak
9		5925.000	38.54	21.65	60.19	-8.01	68.20	Peak
10		5927.800	40.98	21.66	62.63	-5.57	68.20	Peak

Note:

1. " *", means this data is the worst emission level.
2. C.F (Correction Factor) = Antenna Factor (dB)+ Cable Loss (dB)– Preamplifier(dB) + 16dB Attenuation.
3. Measurement(dBuV/m) = Reading(dBuV) + C.F (Correction Factor).
4.The emission levels of other frequencies are very lower than the limit and not show in test report.

7.10. AC Conducted Emissions Measurement

7.10.1.TestLimit

FCC Part 15.207 Limits		
Frequency (MHz)	QP (dBμV)	AV (dBμV)
0.15 - 0.50	66 - 56	56 - 46
0.50 - 5.0	56	46
5.0 - 30	60	50

Note 1: The lower limit shall apply at the transition frequencies.

Note 2: The limit decreases linearly with the logarithm of the frequency in the range 0.15MHz to 0.5MHz.

7.10.2.Test Procedure

The EUT was setup according to ANSI C63.4, 2009 and tested according to KDB 789033 for compliance to FCC 47CFR 15.247 requirements. The EUT was placed on a platform of nominal size, 1 m by 1.5 m, raised 80 cm above the conducting ground plane. The vertical conducting plane was located 40 cm to the rear of the EUT. All other surfaces of EUT were at least 80 cm from any other grounded conducting surface. The EUT and simulators are connected to the main power through a line impedance stabilization network (LISN). The LISN provides a 50 ohm /50uH coupling impedance for the measuring equipment. The peripheral devices are also connected to the main power through a LISN. (Please refer to the block diagram of the test setup and photographs)Each current-carrying conductor of the EUT power cord, except the ground (safety) conductor, was individually connected through a LISN to the input power source.

The excess length of the power cord between the EUT and the LISN receptacle were folded back and forth at the center of the lead to form a bundle not exceeding 40 cm in length.

Conducted emissions were investigated over the frequency range from 0.15MHz to 30MHz using a receiver bandwidth of 9kHz.

7.10.3.Test Setup

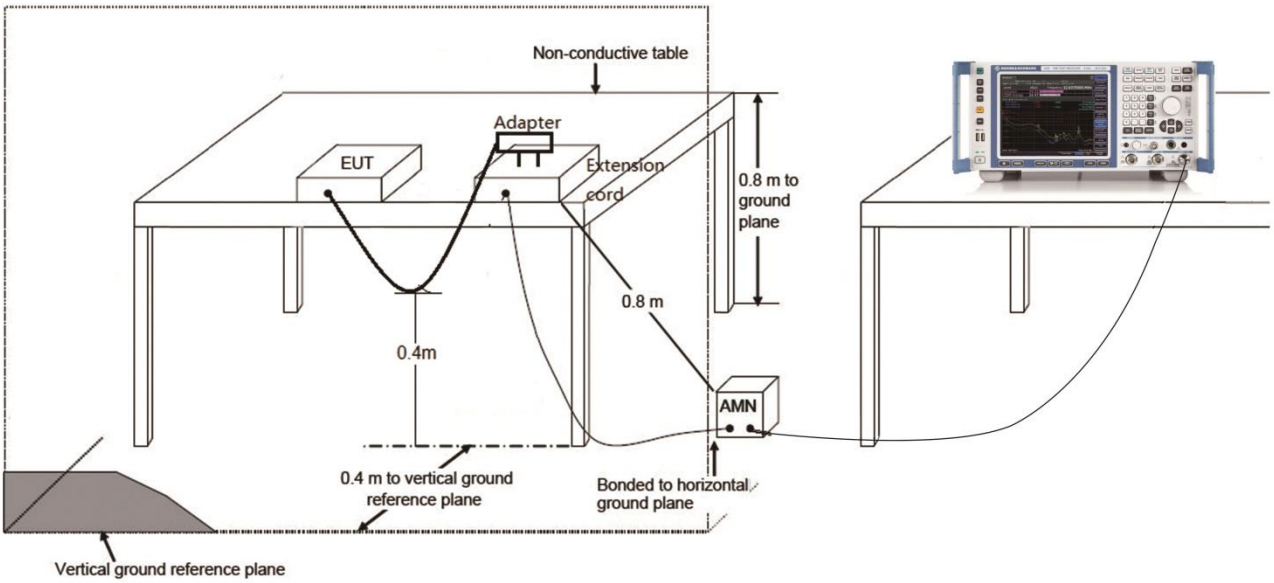

7.10.4.Test Result

EUT	Cassia Bluetooth Router	Date of Test	2021-03-02
Factor	CE_ENV216-L1 (Filter ON)	Temp. / Humidity	20.3°C /42%
Polarity	Line1	Site / Test Engineer	SR2 / Peter Xu
Test Mode	Transmit by 802.11a at channel 5320MHz	Test Voltage	120V/60Hz

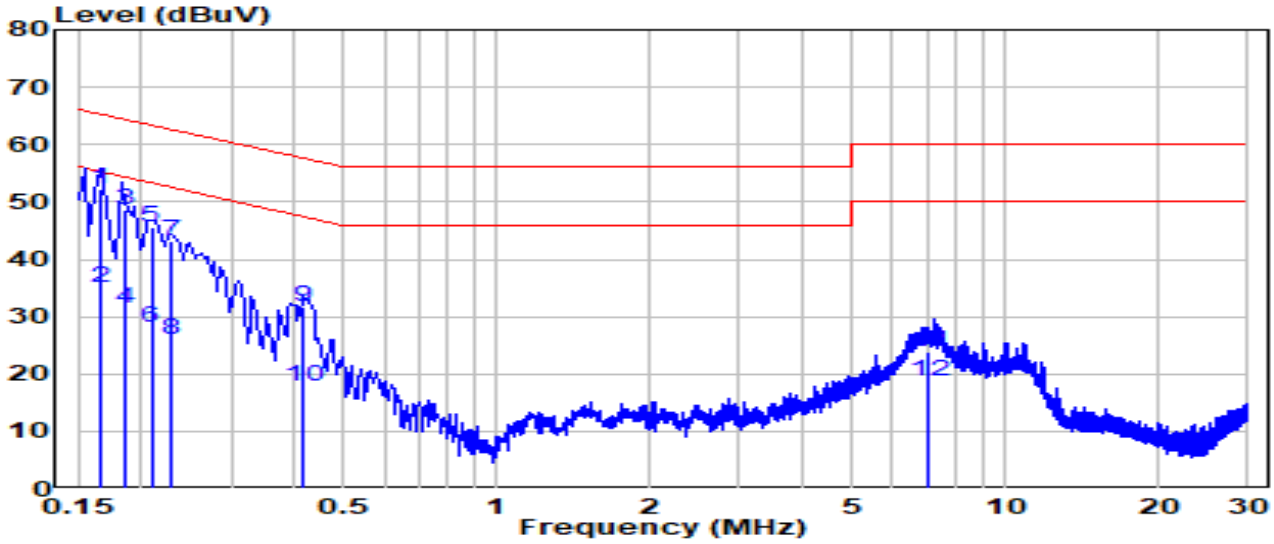

No		Frequency (MHz)	Reading (dBuV)	C.F (dB)	Measurement (dBuV/m)	Margin (dB)	Limit (dBuV/m)	Remark (QP/PK/AV)
1	*	0.165	42.71	9.61	52.32	-12.88	65.20	QP
2		0.165	25.51	9.61	35.12	-20.08	55.20	Average
3		0.186	39.12	9.61	48.73	-15.47	64.20	QP
4		0.186	21.72	9.61	31.33	-22.87	54.20	Average
5		0.209	35.93	9.61	45.54	-17.70	63.24	QP
6		0.209	18.53	9.61	28.14	-25.10	53.24	Average
7		0.229	33.63	9.61	43.24	-19.24	62.49	QP
8		0.229	16.43	9.61	26.04	-26.44	52.49	Average
9		0.417	22.06	9.63	31.68	-25.83	57.51	QP
10		0.417	8.16	9.63	17.78	-29.73	47.51	Average
11		7.070	14.06	9.80	23.86	-36.14	60.00	QP
12		7.070	8.86	9.80	18.66	-31.34	50.00	Average

Note:

1. " *", means this data is the worst emission level.
2. C.F (Correction Factor) = LISN Factor (dB)+ Cable Loss (dB).
3. Measurement(dBuV/m) = Reading(dBuV) + C.F (Correction Factor).

EUT	Cassia Bluetooth Router	Date of Test	2021-03-02
Factor	CE_ENV216-N (Filter ON)	Temp. / Humidity	20.3°C /42%
Polarity	Neutral	Site / Test Engineer	SR2 / Peter Xu
Test Mode	Transmit by 802.11a at channel 5320MHz	Test Voltage	120V/60Hz

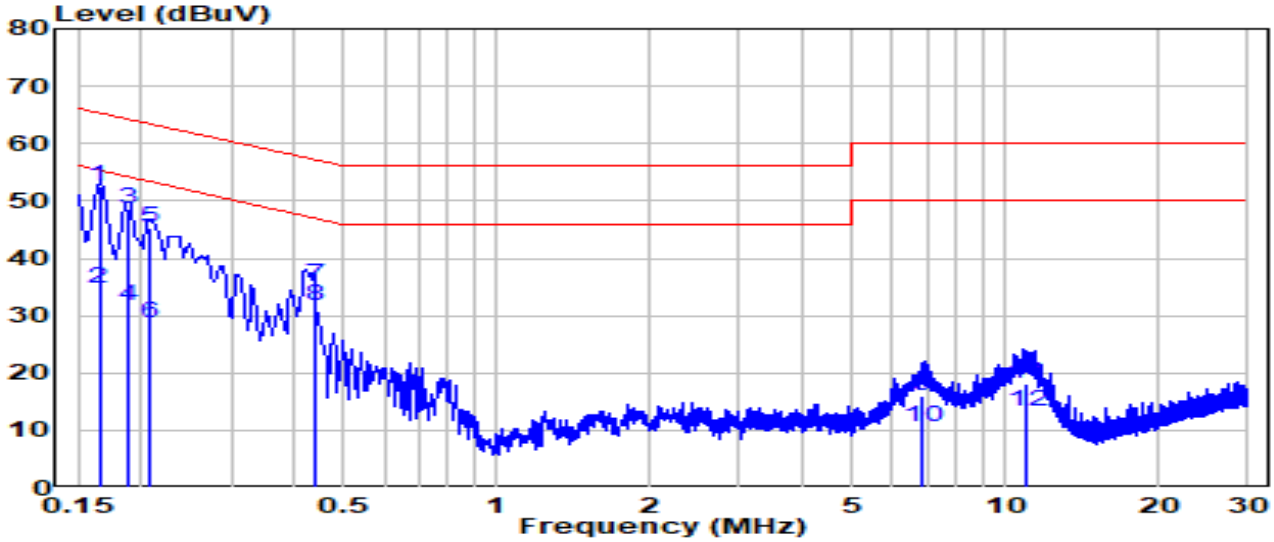

No		Frequency (MHz)	Reading (dBuV)	C.F (dB)	Measurement (dBuV/m)	Margin (dB)	Limit (dBuV/m)	Remark (QP/PK/AV)
1	*	0.165	42.79	9.62	52.41	-12.80	65.21	QP
2		0.165	25.19	9.62	34.81	-20.40	55.21	Average
3		0.188	38.90	9.62	48.52	-15.63	64.15	QP
4		0.188	22.20	9.62	31.82	-22.33	54.15	Average
5		0.209	35.81	9.62	45.43	-17.82	63.25	QP
6		0.209	18.91	9.62	28.53	-24.72	53.25	Average
7		0.437	25.74	9.64	35.37	-21.74	57.12	QP
8		0.437	22.04	9.64	31.67	-15.44	47.12	Average
9		6.880	6.23	9.80	16.04	-43.96	60.00	QP
10		6.880	0.73	9.80	10.54	-39.46	50.00	Average
11		10.970	8.27	9.91	18.18	-41.82	60.00	QP
12		10.970	3.27	9.91	13.18	-36.82	50.00	Average

Note:

1. " *", means this data is the worst emission level.
2. C.F (Correction Factor) = LISN Factor (dB)+ Cable Loss (dB).
3. Measurement(dBuV/m) = Reading(dBuV) + C.F (Correction Factor).

8. CONCLUSION

The data collected relate only the item(s) tested and show that the device is in compliance with Part 15E of the FCC Rules.

The End

Appendix A - Test Setup Photograph

Refer to “2012TW0006-Setup Photo” file.

Appendix B - External Photograph

Refer to “2012TW0006-External Photo” file.

Appendix C - Internal Photograph

Refer to “2012TW0006-Internal Photo” file.