Site: AC2	Time: 2019/11/16 - 12:58
Limit: FCC_Part15.209_RSE(3m)	Engineer: Yeto Yin
Probe: AC2_BBHA9120D_1-18GHz	Polarity: Vertical
EUT: HAN Access Point	Power: By PoE
Test Mode: Transmit by 802.11n-HT20 at Channel 5320 MHz with AP361	

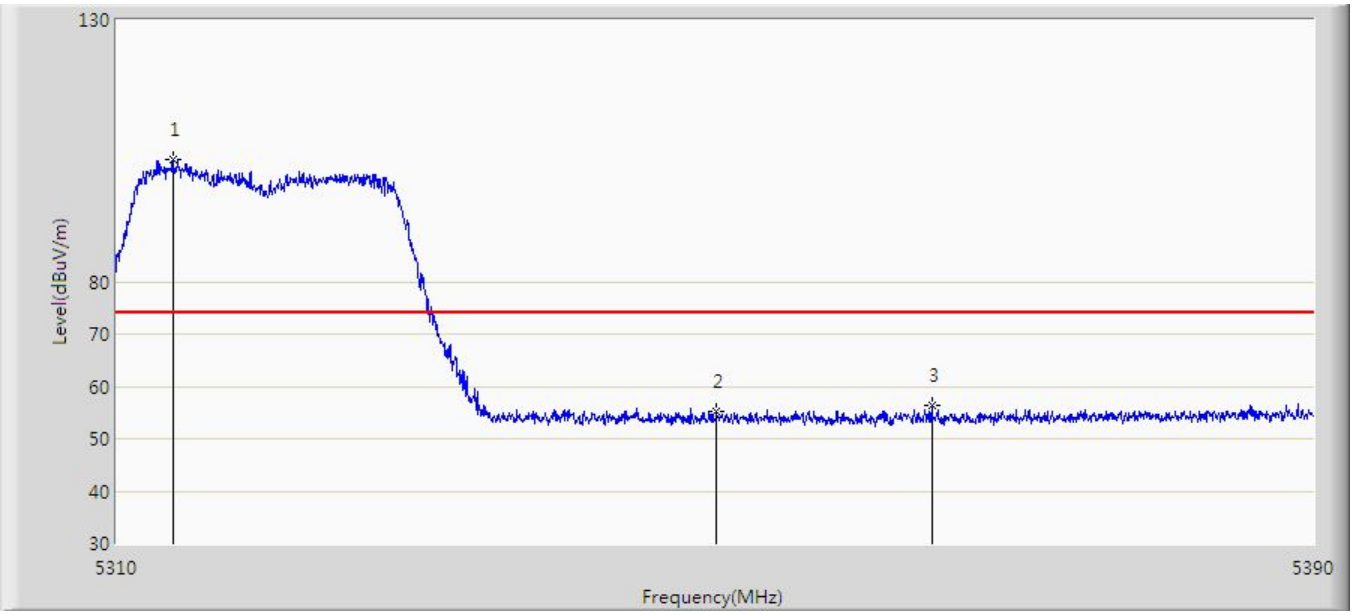

No	Flag	Mark	Frequency (MHz)	Measure Level (dBuV/m)	Reading Level (dBuV)	Margin (dB)	Limit (dBuV/m)	Factor (dB)	Type
1		*	5313.760	103.433	99.273	N/A	N/A	4.160	PK
2			5350.000	55.263	51.086	-18.737	74.000	4.177	PK
3			5364.400	56.493	52.263	-17.507	74.000	4.231	PK

Note: Measure Level (dBμV/m) = Reading Level (dBμV) + Factor (dB)

Factor (dB) = Cable Loss (dB) + Antenna Factor (dB/m) - Pre_Amplifier Gain (dB)

Site: AC2	Time: 2019/11/16 - 13:00
Limit: FCC_Part15.209_RSE(3m)	Engineer: Yeto Yin
Probe: AC2_BBHA9120D_1-18GHz	Polarity: Vertical
EUT: HAN Access Point	Power: By PoE
Test Mode: Transmit by 802.11n-HT20 at Channel 5320 MHz with AP361	

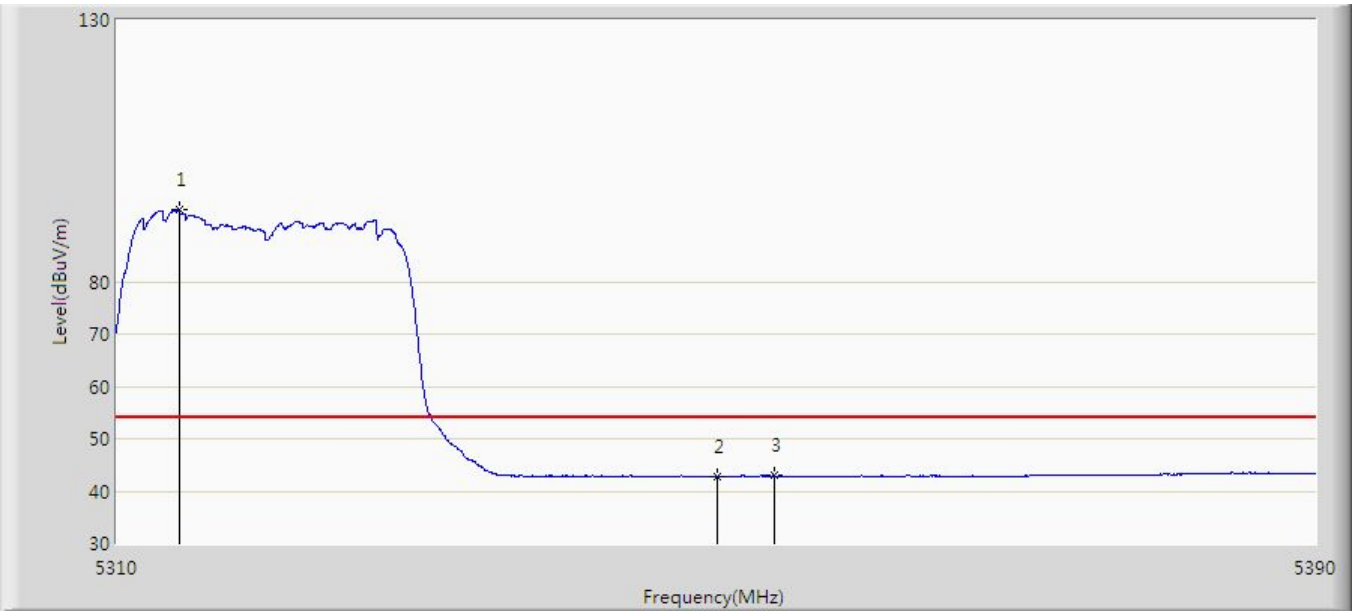

No	Flag	Mark	Frequency (MHz)	Measure Level (dBuV/m)	Reading Level (dBuV)	Margin (dB)	Limit (dBuV/m)	Factor (dB)	Type
1		*	5314.160	93.660	89.509	N/A	N/A	4.151	AV
2			5350.000	42.832	38.655	-11.168	54.000	4.177	AV
3			5353.720	42.963	38.767	-11.037	54.000	4.197	AV

Note: Measure Level (dBμV/m) = Reading Level (dBμV) + Factor (dB)

Factor (dB) = Cable Loss (dB) + Antenna Factor (dB/m) - Pre_Amplifier Gain (dB)

Site: AC2	Time: 2019/11/16 - 13:01
Limit: FCC_Part15.209_RSE(3m)	Engineer: Yeto Yin
Probe: AC2_BBHA9120D_1-18GHz	Polarity: Horizontal
EUT: HAN Access Point	Power: By PoE
Test Mode: Transmit by 802.11n-HT20 at Channel 5500 MHz with AP361	

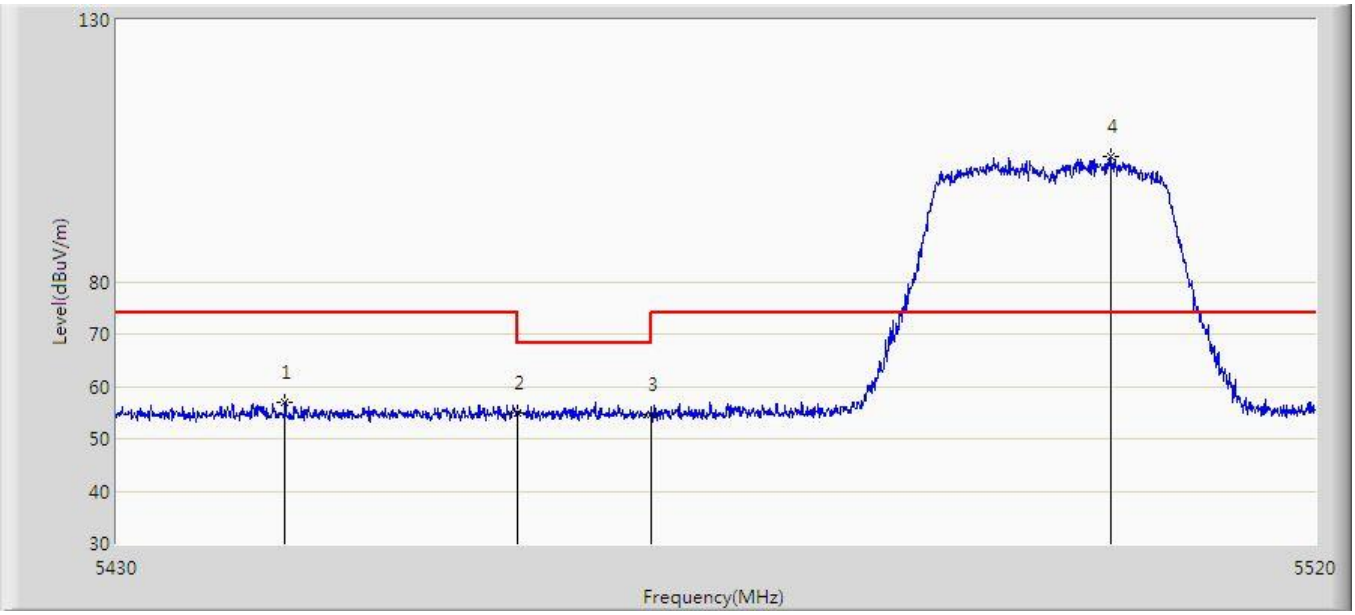

No	Flag	Mark	Frequency (MHz)	Measure Level (dBuV/m)	Reading Level (dBuV)	Margin (dB)	Limit (dBuV/m)	Factor (dB)	Type
1			5442.555	56.905	52.287	-17.095	74.000	4.618	PK
2			5460.000	55.019	50.579	-18.981	74.000	4.440	PK
3			5470.000	54.725	50.269	-13.475	68.200	4.455	PK
4		*	5504.520	103.929	99.494	N/A	N/A	4.435	PK

Note: Measure Level (dBμV/m) = Reading Level (dBμV) + Factor (dB)

Factor (dB) = Cable Loss (dB) + Antenna Factor (dB/m) - Pre_Amplifier Gain (dB)

Site: AC2	Time: 2019/11/16 - 13:03
Limit: FCC_Part15.209_RSE(3m)	Engineer: Yeto Yin
Probe: AC2_BBHA9120D_1-18GHz	Polarity: Horizontal
EUT: HAN Access Point	Power: By PoE
Test Mode: Transmit by 802.11n-HT20 at Channel 5500 MHz with AP361	

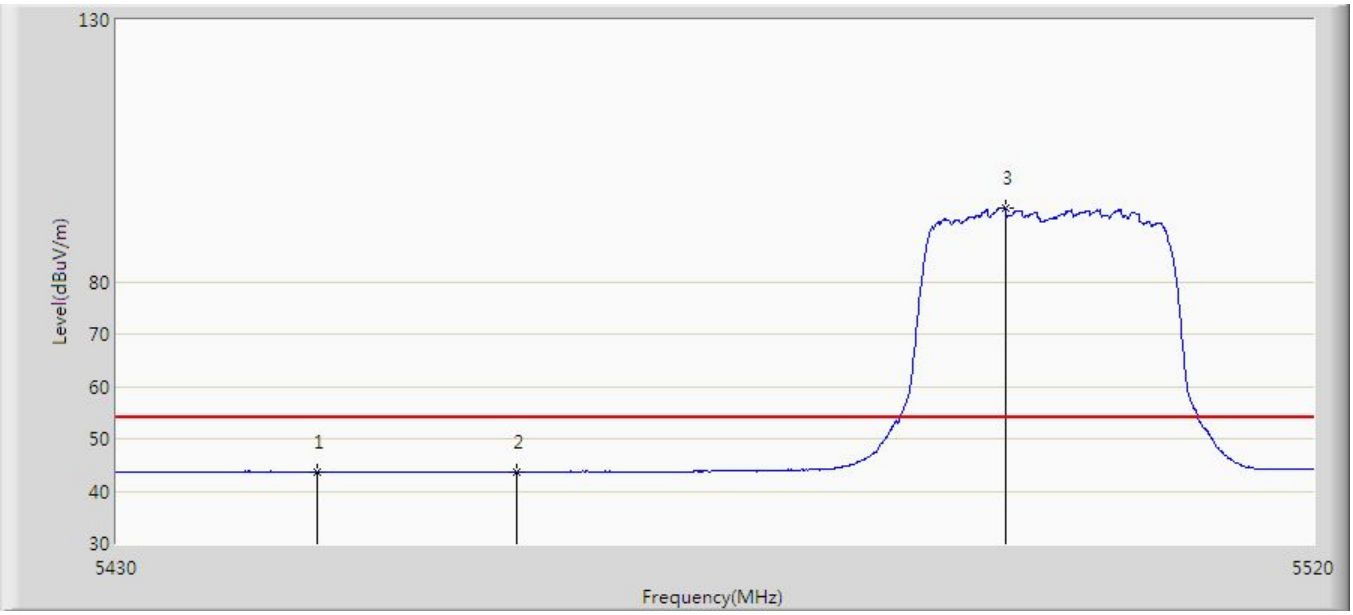

No	Flag	Mark	Frequency (MHz)	Measure Level (dBuV/m)	Reading Level (dBuV)	Margin (dB)	Limit (dBuV/m)	Factor (dB)	Type
1			5444.985	43.644	39.066	-10.356	54.000	4.578	AV
2			5460.000	43.595	39.155	-10.405	54.000	4.440	AV
3		*	5496.690	94.157	89.650	N/A	N/A	4.507	AV

Note: Measure Level (dBμV/m) = Reading Level (dBμV) + Factor (dB)

Factor (dB) = Cable Loss (dB) + Antenna Factor (dB/m) - Pre_Amplifier Gain (dB)

Site: AC2	Time: 2019/11/16 - 13:04
Limit: FCC_Part15.209_RSE(3m)	Engineer: Yeto Yin
Probe: AC2_BBHA9120D_1-18GHz	Polarity: Vertical
EUT: HAN Access Point	Power: By PoE
Test Mode: Transmit by 802.11n-HT20 at Channel 5500 MHz with AP361	

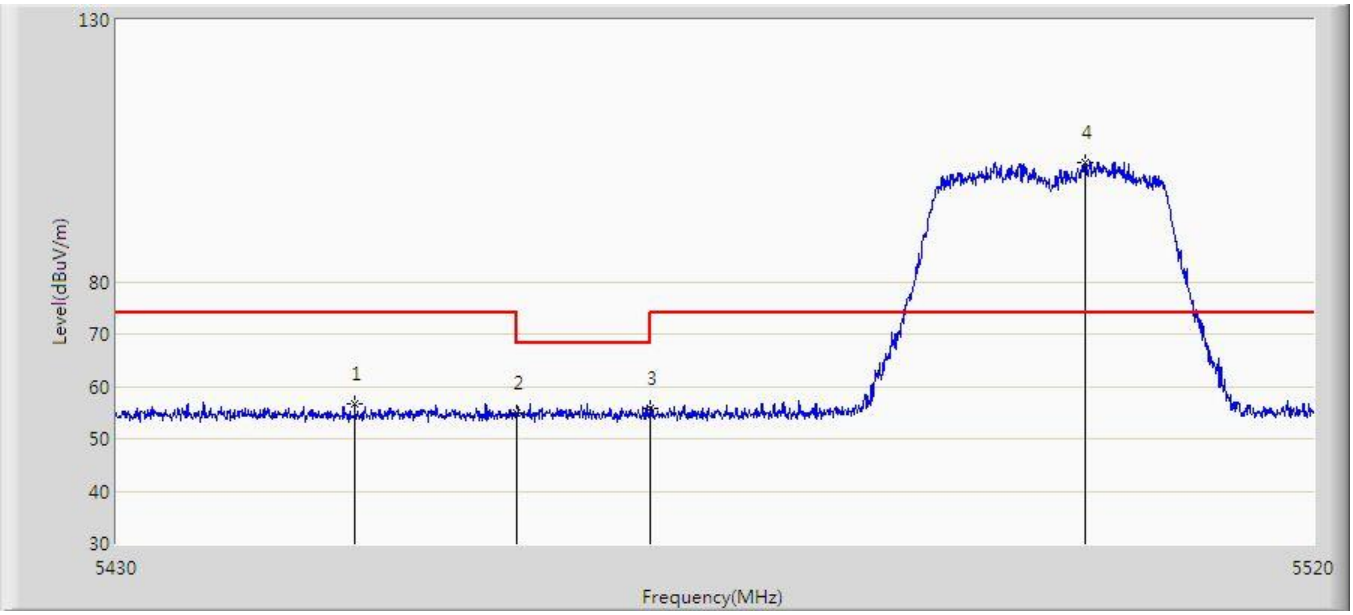

No	Flag	Mark	Frequency (MHz)	Measure Level (dBuV/m)	Reading Level (dBuV)	Margin (dB)	Limit (dBuV/m)	Factor (dB)	Type
1			5447.820	56.757	52.225	-17.243	74.000	4.532	PK
2			5460.000	54.895	50.455	-19.105	74.000	4.440	PK
3			5470.000	55.913	51.457	-12.287	68.200	4.455	PK
4		*	5502.765	102.862	98.411	N/A	N/A	4.452	PK

Note: Measure Level (dBµV/m) = Reading Level (dBµV) + Factor (dB)

Factor (dB) = Cable Loss (dB) + Antenna Factor (dB/m) - Pre_Amplifier Gain (dB)

Site: AC2	Time: 2019/11/16 - 13:05
Limit: FCC_Part15.209_RSE(3m)	Engineer: Yeto Yin
Probe: AC2_BBHA9120D_1-18GHz	Polarity: Vertical
EUT: HAN Access Point	Power: By PoE
Test Mode: Transmit by 802.11n-HT20 at Channel 5500 MHz with AP361	

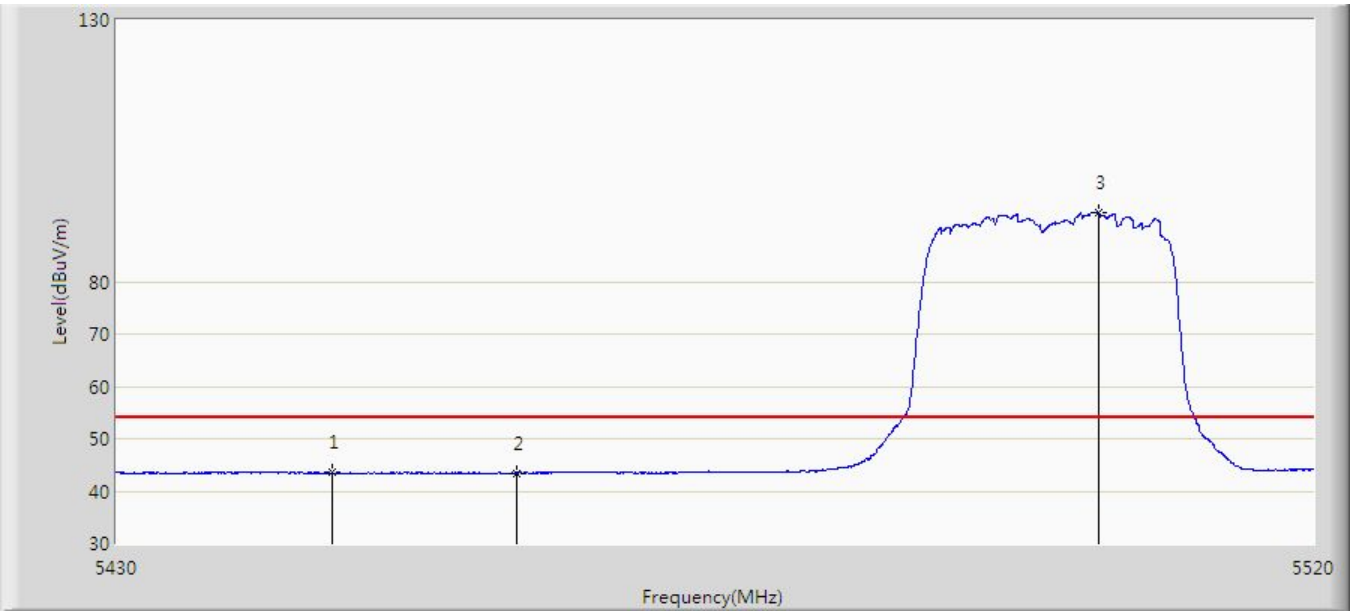

No	Flag	Mark	Frequency (MHz)	Measure Level (dBuV/m)	Reading Level (dBuV)	Margin (dB)	Limit (dBuV/m)	Factor (dB)	Type
1			5446.155	43.518	38.959	-10.482	54.000	4.559	AV
2			5460.000	43.475	39.035	-10.525	54.000	4.440	AV
3		*	5503.755	93.271	88.829	N/A	N/A	4.443	AV

Note: Measure Level (dBμV/m) = Reading Level (dBμV) + Factor (dB)

Factor (dB) = Cable Loss (dB) + Antenna Factor (dB/m) - Pre_Amplifier Gain (dB)

Site: AC2	Time: 2019/11/16 - 13:07
Limit: FCC_Part15.209_RSE(3m)	Engineer: Yeto Yin
Probe: AC2_BBHA9120D_1-18GHz	Polarity: Horizontal
EUT: HAN Access Point	Power: By PoE
Test Mode: Transmit by 802.11n-HT20 at Channel 5700 MHz with AP361	

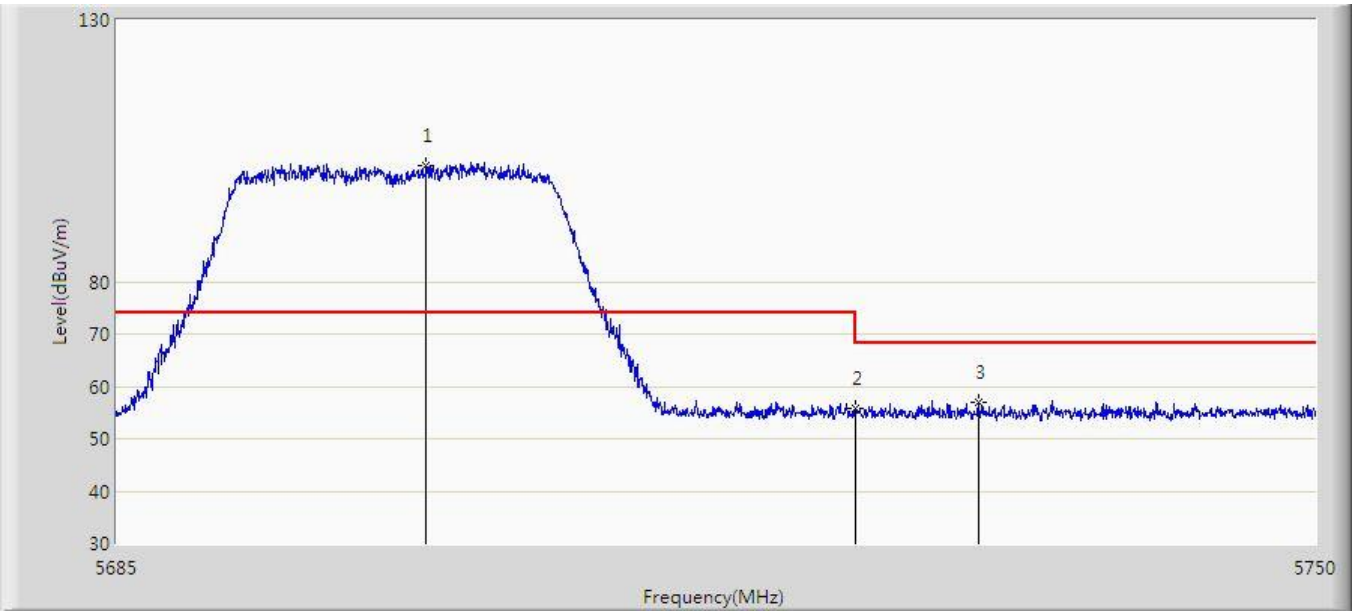

No	Flag	Mark	Frequency (MHz)	Measure Level (dBuV/m)	Reading Level (dBuV)	Margin (dB)	Limit (dBuV/m)	Factor (dB)	Type
1		*	5701.737	102.219	96.873	N/A	N/A	5.346	PK
2			5725.000	55.746	50.268	-12.454	68.200	5.478	PK
3			5731.703	57.082	51.573	-11.118	68.200	5.509	PK

Note: Measure Level (dBµV/m) = Reading Level (dBµV) + Factor (dB)

Factor (dB) = Cable Loss (dB) + Antenna Factor (dB/m) - Pre_Amplifier Gain (dB)

Site: AC2	Time: 2019/11/16 - 13:12
Limit: FCC_Part15.209_RSE(3m)	Engineer: Yeto Yin
Probe: AC2_BBHA9120D_1-18GHz	Polarity: Vertical
EUT: HAN Access Point	Power: By PoE
Test Mode: Transmit by 802.11n-HT20 at Channel 5700 MHz with AP361	

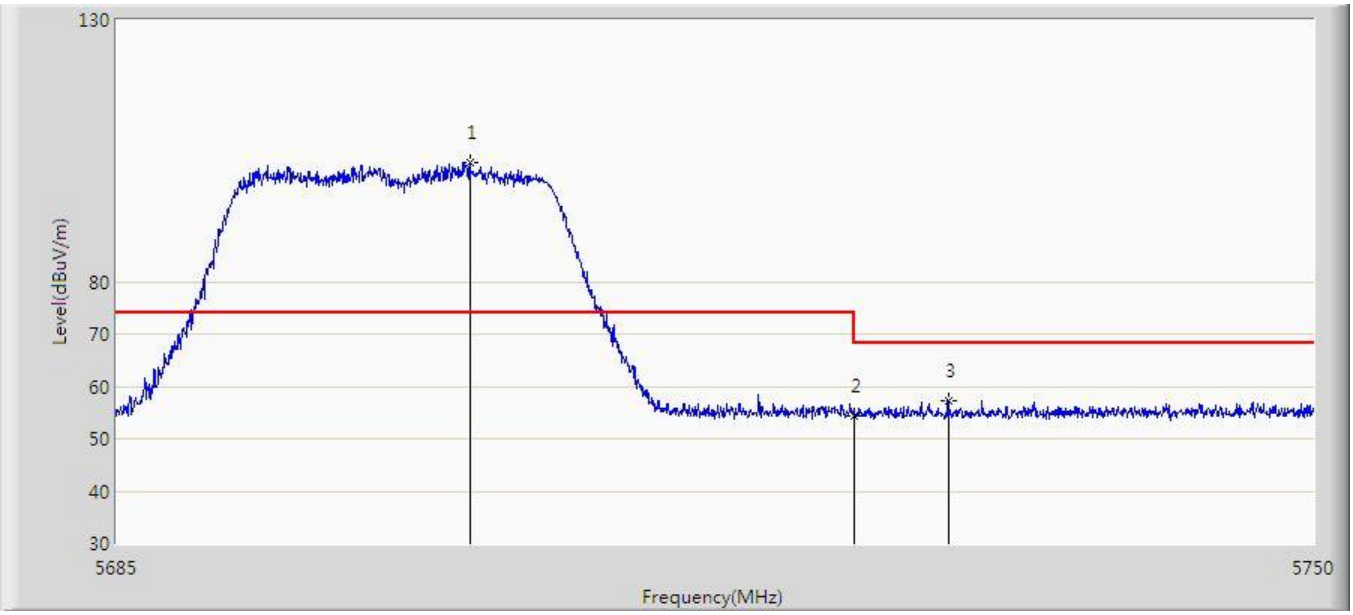

No	Flag	Mark	Frequency (MHz)	Measure Level (dBuV/m)	Reading Level (dBuV)	Margin (dB)	Limit (dBuV/m)	Factor (dB)	Type
1		*	5704.143	102.670	97.284	N/A	N/A	5.386	PK
2			5725.000	54.384	48.906	-13.816	68.200	5.478	PK
3			5730.110	57.281	51.781	-10.919	68.200	5.501	PK

Note: Measure Level (dBμV/m) = Reading Level (dBμV) + Factor (dB)

Factor (dB) = Cable Loss (dB) + Antenna Factor (dB/m) - Pre_Amplifier Gain (dB)

Site: AC2	Time: 2019/11/16 - 13:16
Limit: FCC_Part15.209_RSE(3m)	Engineer: Yeto Yin
Probe: AC2_BBHA9120D_1-18GHz	Polarity: Horizontal
EUT: HAN Access Point	Power: By PoE
Test Mode: Transmit by 802.11n-HT40 at Channel 5310 MHz with AP361	

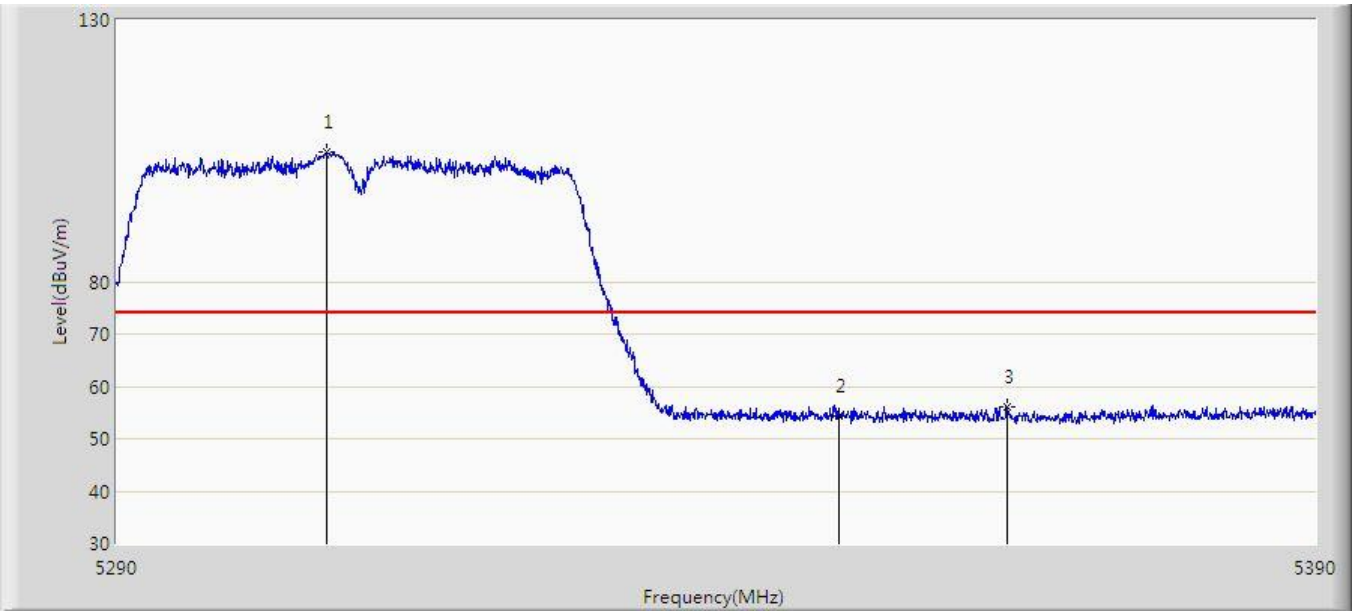

No	Flag	Mark	Frequency (MHz)	Measure Level (dBuV/m)	Reading Level (dBuV)	Margin (dB)	Limit (dBuV/m)	Factor (dB)	Type
1		*	5307.450	104.727	100.437	N/A	N/A	4.290	PK
2			5350.000	54.249	50.072	-19.751	74.000	4.177	PK
3			5364.100	56.174	51.945	-17.826	74.000	4.229	PK

Note: Measure Level (dBμV/m) = Reading Level (dBμV) + Factor (dB)

Factor (dB) = Cable Loss (dB) + Antenna Factor (dB/m) - Pre_Amplifier Gain (dB)

Site: AC2	Time: 2019/11/16 - 13:19
Limit: FCC_Part15.209_RSE(3m)	Engineer: Yeto Yin
Probe: AC2_BBHA9120D_1-18GHz	Polarity: Horizontal
EUT: HAN Access Point	Power: By PoE
Test Mode: Transmit by 802.11n-HT40 at Channel 5310 MHz with AP361	

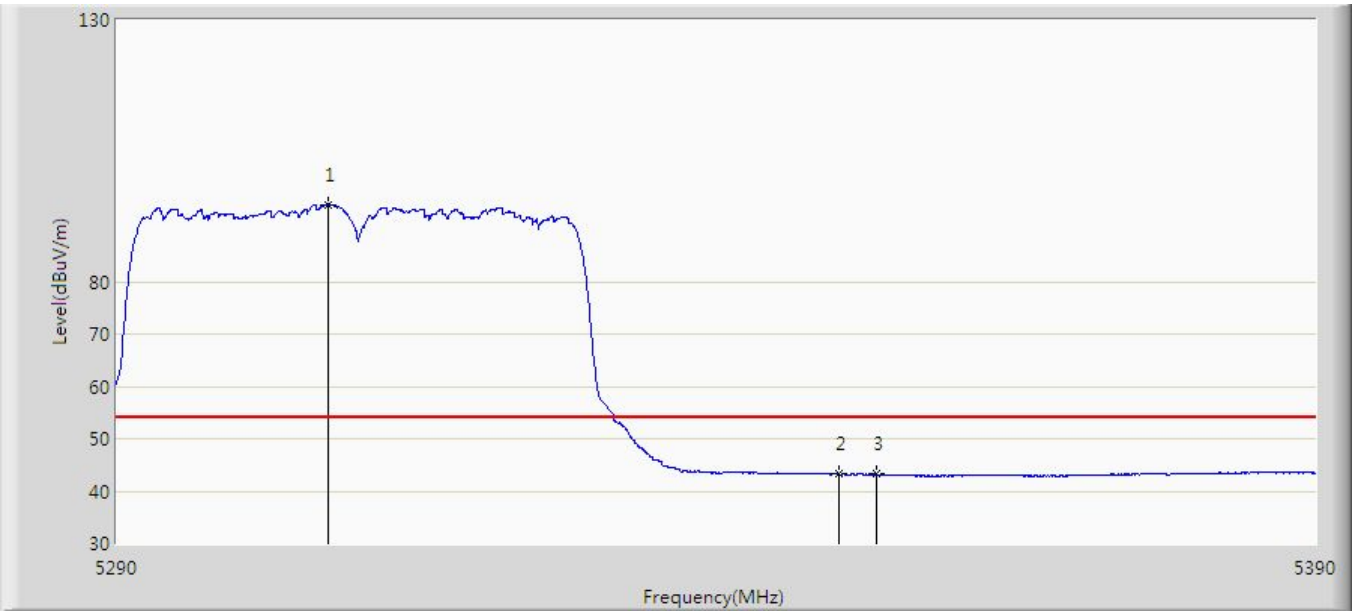

No	Flag	Mark	Frequency (MHz)	Measure Level (dBuV/m)	Reading Level (dBuV)	Margin (dB)	Limit (dBuV/m)	Factor (dB)	Type
1		*	5307.550	94.764	90.476	N/A	N/A	4.288	AV
2			5350.000	43.228	39.051	-10.772	54.000	4.177	AV
3			5353.250	43.240	39.045	-10.760	54.000	4.195	AV

Note: Measure Level (dBμV/m) = Reading Level (dBμV) + Factor (dB)

Factor (dB) = Cable Loss (dB) + Antenna Factor (dB/m) - Pre_Amplifier Gain (dB)

Site: AC2	Time: 2019/11/16 - 13:22
Limit: FCC_Part15.209_RSE(3m)	Engineer: Yeto Yin
Probe: AC2_BBHA9120D_1-18GHz	Polarity: Vertical
EUT: HAN Access Point	Power: By PoE
Test Mode: Transmit by 802.11n-HT40 at Channel 5310 MHz with AP361	

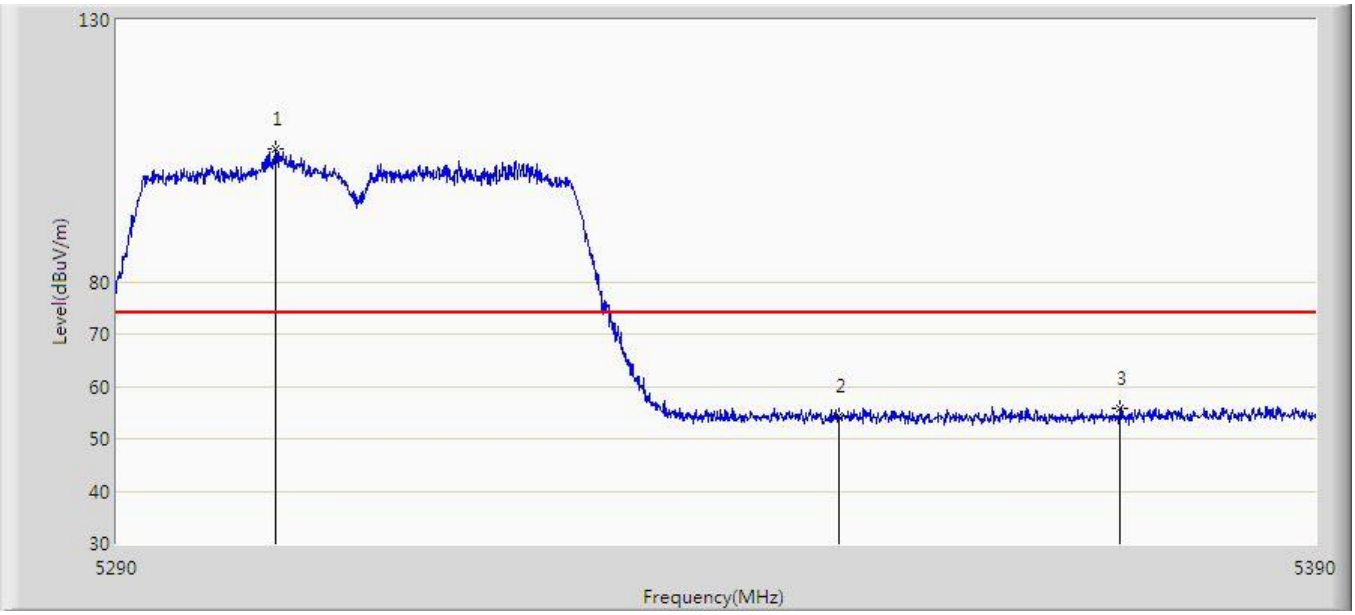

No	Flag	Mark	Frequency (MHz)	Measure Level (dBuV/m)	Reading Level (dBuV)	Margin (dB)	Limit (dBuV/m)	Factor (dB)	Type
1		*	5303.200	105.391	101.013	N/A	N/A	4.378	PK
2			5350.000	54.204	50.027	-19.796	74.000	4.177	PK
3			5373.600	55.895	51.551	-18.105	74.000	4.344	PK

Note: Measure Level (dBμV/m) = Reading Level (dBμV) + Factor (dB)

Factor (dB) = Cable Loss (dB) + Antenna Factor (dB/m) - Pre_Amplifier Gain (dB)

Site: AC2	Time: 2019/11/16 - 13:23
Limit: FCC_Part15.209_RSE(3m)	Engineer: Yeto Yin
Probe: AC2_BBHA9120D_1-18GHz	Polarity: Vertical
EUT: HAN Access Point	Power: By PoE
Test Mode: Transmit by 802.11n-HT40 at Channel 5310 MHz with AP361	

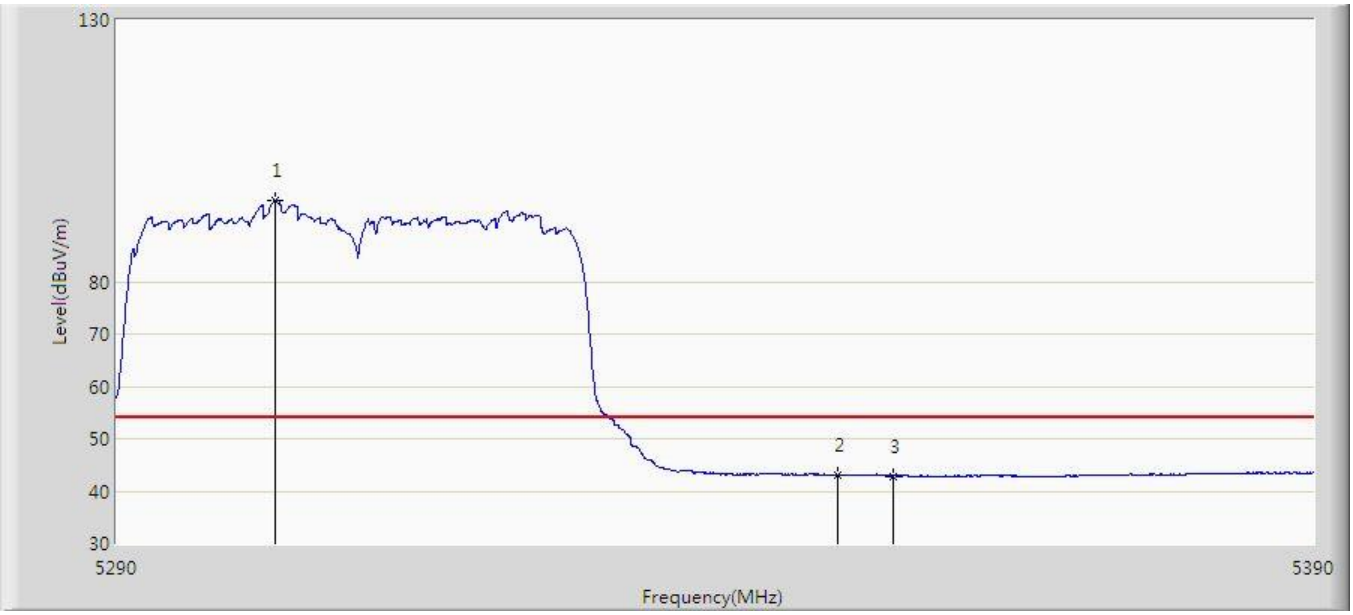

No	Flag	Mark	Frequency (MHz)	Measure Level (dBuV/m)	Reading Level (dBuV)	Margin (dB)	Limit (dBuV/m)	Factor (dB)	Type
1		*	5303.200	95.603	91.225	N/A	N/A	4.378	AV
2			5350.000	43.014	38.837	-10.986	54.000	4.177	AV
3			5354.750	42.888	38.689	-11.112	54.000	4.199	AV

Note: Measure Level (dBμV/m) = Reading Level (dBμV) + Factor (dB)

Factor (dB) = Cable Loss (dB) + Antenna Factor (dB/m) - Pre_Amplifier Gain (dB)

Site: AC2	Time: 2019/11/16 - 13:25
Limit: FCC_Part15.209_RSE(3m)	Engineer: Yeto Yin
Probe: AC2_BBHA9120D_1-18GHz	Polarity: Horizontal
EUT: HAN Access Point	Power: By PoE
Test Mode: Transmit by 802.11n-HT40 at Channel 5510 MHz with AP361	

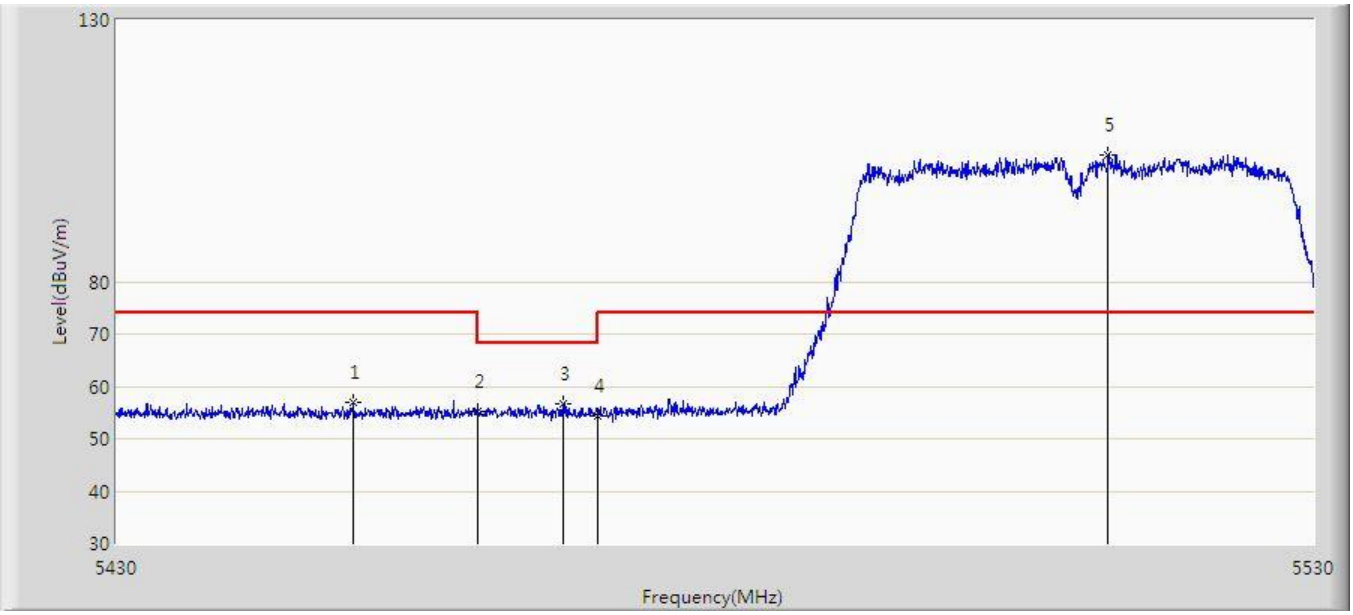

No	Flag	Mark	Frequency (MHz)	Measure Level (dBuV/m)	Reading Level (dBuV)	Margin (dB)	Limit (dBuV/m)	Factor (dB)	Type
1			5449.650	56.894	52.392	-17.106	74.000	4.502	PK
2			5460.000	55.277	50.837	-18.723	74.000	4.440	PK
3			5467.100	56.561	52.110	-11.639	68.200	4.451	PK
4			5470.000	54.345	49.889	-13.855	68.200	4.455	PK
5		*	5512.750	104.162	99.542	N/A	N/A	4.620	PK

Note: Measure Level (dBμV/m) = Reading Level (dBμV) + Factor (dB)

Factor (dB) = Cable Loss (dB) + Antenna Factor (dB/m) - Pre_Amplifier Gain (dB)

Site: AC2	Time: 2019/11/16 - 13:29
Limit: FCC_Part15.209_RSE(3m)	Engineer: Yeto Yin
Probe: AC2_BBHA9120D_1-18GHz	Polarity: Horizontal
EUT: HAN Access Point	Power: By PoE
Test Mode: Transmit by 802.11n-HT40 at Channel 5510 MHz with AP361	

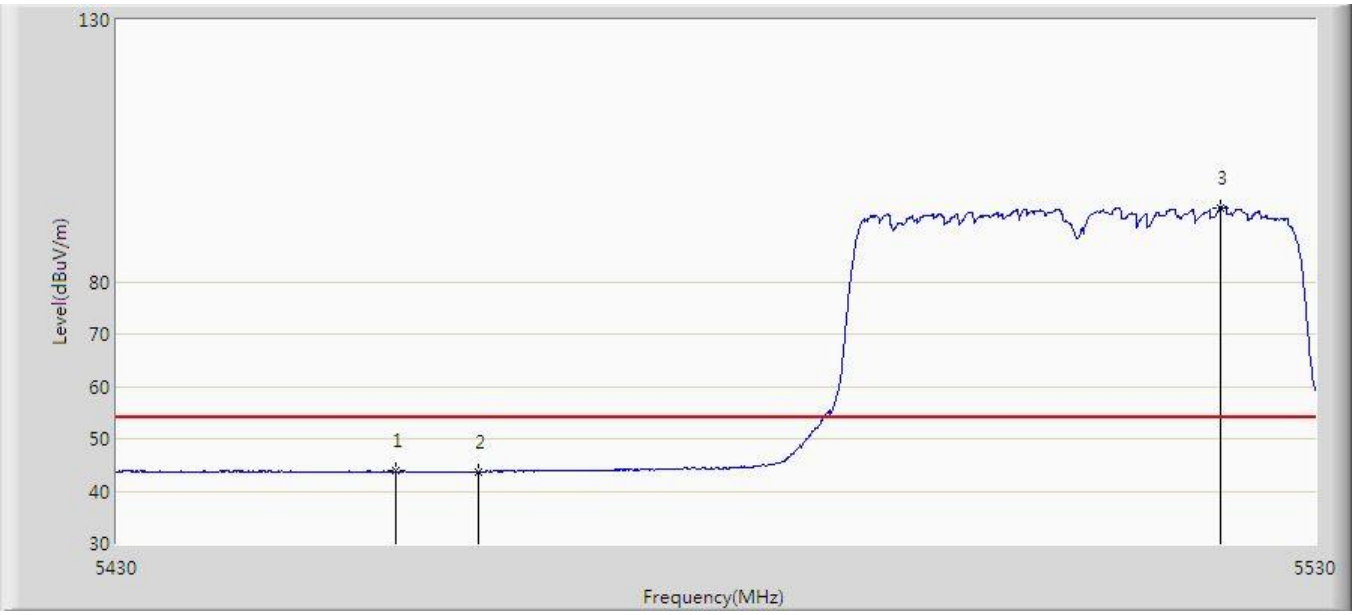

No	Flag	Mark	Frequency (MHz)	Measure Level (dBuV/m)	Reading Level (dBuV)	Margin (dB)	Limit (dBuV/m)	Factor (dB)	Type
1			5453.150	43.824	39.380	-10.176	54.000	4.444	AV
2			5460.000	43.742	39.302	-10.258	54.000	4.440	AV
3		*	5522.050	94.190	89.345	N/A	N/A	4.845	AV

Note: Measure Level (dBμV/m) = Reading Level (dBμV) + Factor (dB)

Factor (dB) = Cable Loss (dB) + Antenna Factor (dB/m) - Pre_Amplifier Gain (dB)

Site: AC2	Time: 2019/11/16 - 13:30
Limit: FCC_Part15.209_RSE(3m)	Engineer: Yeto Yin
Probe: AC2_BBHA9120D_1-18GHz	Polarity: Vertical
EUT: HAN Access Point	Power: By PoE
Test Mode: Transmit by 802.11n-HT40 at Channel 5510 MHz with AP361	

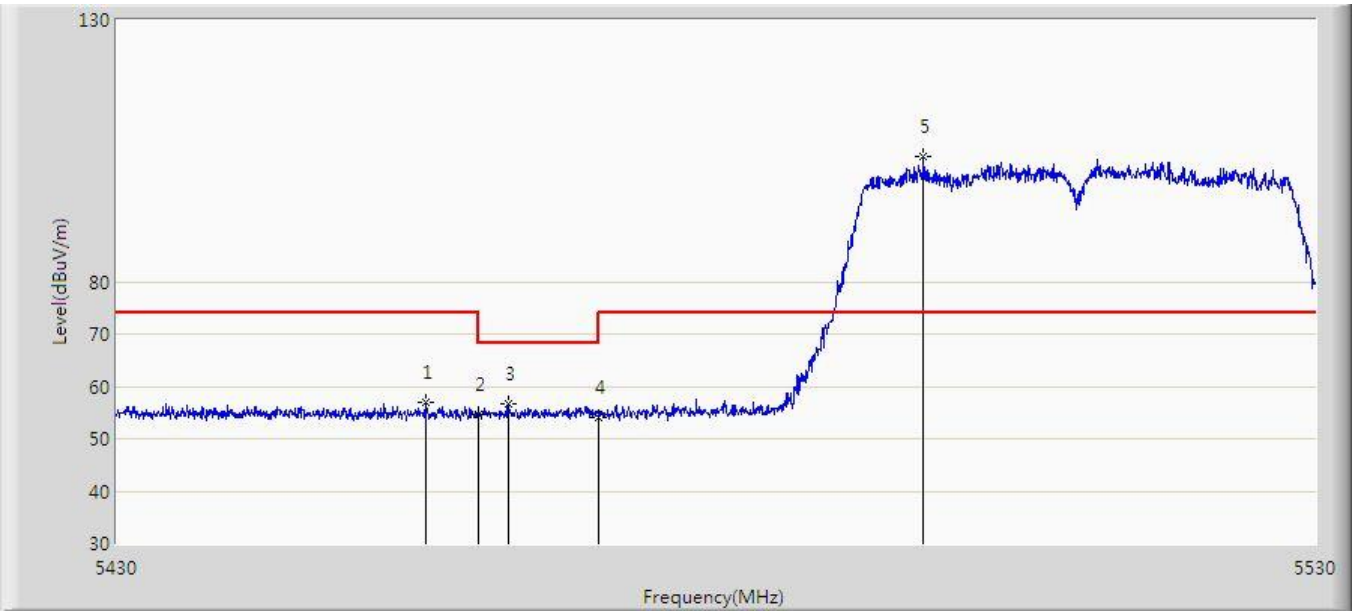

No	Flag	Mark	Frequency (MHz)	Measure Level (dBuV/m)	Reading Level (dBuV)	Margin (dB)	Limit (dBuV/m)	Factor (dB)	Type
1			5455.650	57.044	52.611	-16.956	74.000	4.433	PK
2			5460.000	54.678	50.238	-19.322	74.000	4.440	PK
3			5462.450	56.551	52.107	-11.649	68.200	4.444	PK
4			5470.000	54.191	49.735	-14.009	68.200	4.455	PK
5		*	5497.150	103.805	99.302	N/A	N/A	4.502	PK

Note: Measure Level (dBμV/m) = Reading Level (dBμV) + Factor (dB)

Factor (dB) = Cable Loss (dB) + Antenna Factor (dB/m) - Pre_Amplifier Gain (dB)

Site: AC2	Time: 2019/11/16 - 13:31
Limit: FCC_Part15.209_RSE(3m)	Engineer: Yeto Yin
Probe: AC2_BBHA9120D_1-18GHz	Polarity: Vertical
EUT: HAN Access Point	Power: By PoE
Test Mode: Transmit by 802.11n-HT40 at Channel 5510 MHz with AP361	

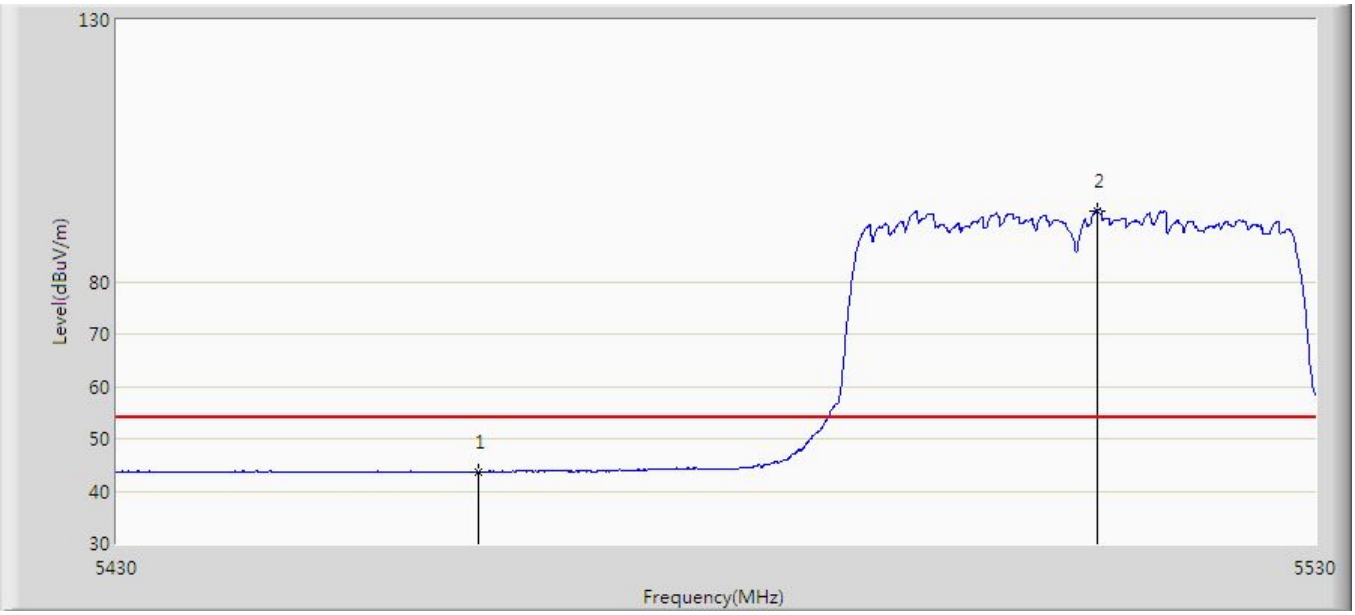

No	Flag	Mark	Frequency (MHz)	Measure Level (dBuV/m)	Reading Level (dBuV)	Margin (dB)	Limit (dBuV/m)	Factor (dB)	Type
1			5460.000	43.624	39.184	-10.376	54.000	4.440	AV
2		*	5511.700	93.524	88.930	N/A	N/A	4.594	AV

Note: Measure Level (dBμV/m) = Reading Level (dBμV) + Factor (dB)

Factor (dB) = Cable Loss (dB) + Antenna Factor (dB/m) - Pre_Amplifier Gain (dB)

Site: AC2	Time: 2019/11/16 - 13:33
Limit: FCC_Part15.209_RSE(3m)	Engineer: Yeto Yin
Probe: AC2_BBHA9120D_1-18GHz	Polarity: Horizontal
EUT: HAN Access Point	Power: By PoE
Test Mode: Transmit by 802.11n-HT40 at Channel 5670 MHz with AP361	

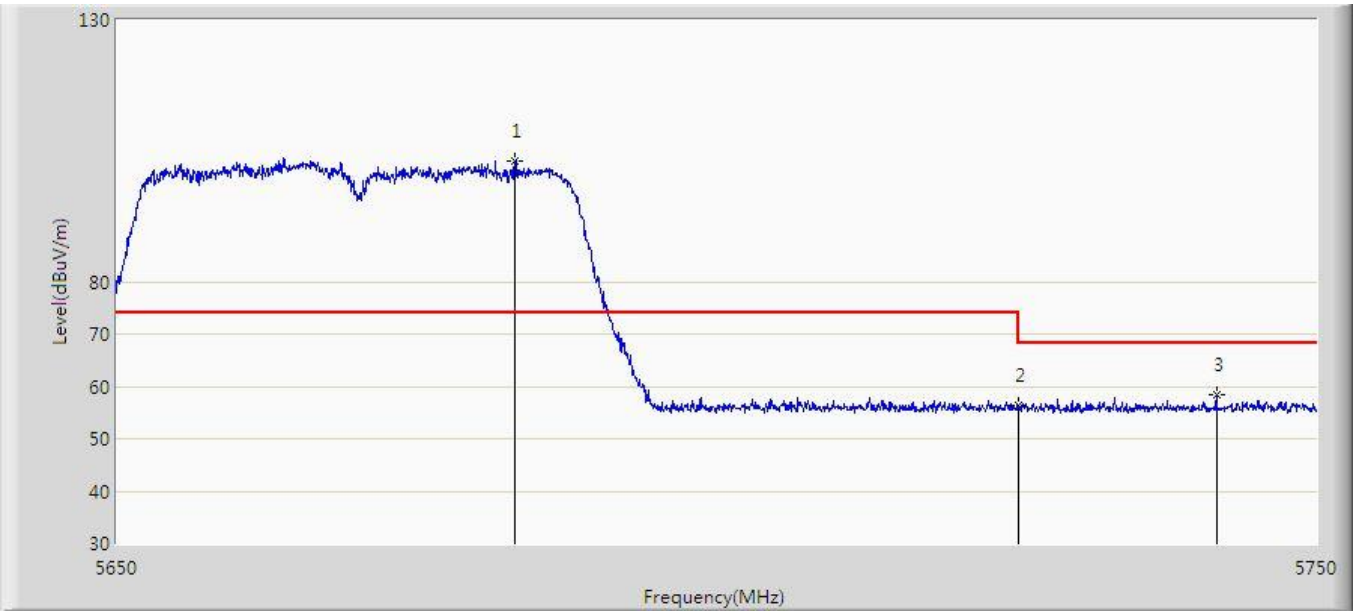

No	Flag	Mark	Frequency (MHz)	Measure Level (dBuV/m)	Reading Level (dBuV)	Margin (dB)	Limit (dBuV/m)	Factor (dB)	Type
1		*	5683.050	103.115	97.804	N/A	N/A	5.310	PK
2			5725.000	56.233	50.755	-11.967	68.200	5.478	PK
3			5741.600	58.281	52.721	-9.919	68.200	5.561	PK

Note: Measure Level (dBμV/m) = Reading Level (dBμV) + Factor (dB)

Factor (dB) = Cable Loss (dB) + Antenna Factor (dB/m) - Pre_Amplifier Gain (dB)

Site: AC2	Time: 2019/11/16 - 13:36
Limit: FCC_Part15.209_RSE(3m)	Engineer: Yeto Yin
Probe: AC2_BBHA9120D_1-18GHz	Polarity: Vertical
EUT: HAN Access Point	Power: By PoE
Test Mode: Transmit by 802.11n-HT40 at Channel 5670 MHz with AP361	

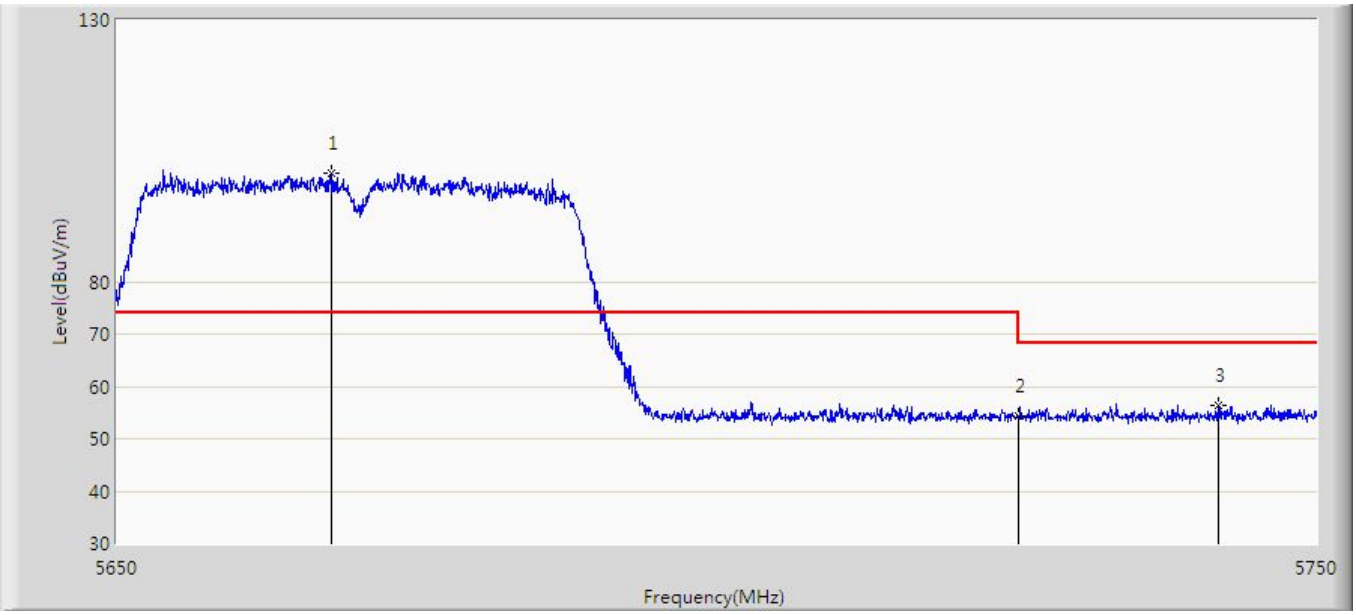

No	Flag	Mark	Frequency (MHz)	Measure Level (dBuV/m)	Reading Level (dBuV)	Margin (dB)	Limit (dBuV/m)	Factor (dB)	Type
1		*	5667.750	100.714	95.273	N/A	N/A	5.441	PK
2			5725.000	54.225	48.747	-13.975	68.200	5.478	PK
3			5741.850	56.427	50.865	-11.773	68.200	5.562	PK

Note: Measure Level (dBμV/m) = Reading Level (dBμV) + Factor (dB)

Factor (dB) = Cable Loss (dB) + Antenna Factor (dB/m) - Pre_Amplifier Gain (dB)

Site: AC2	Time: 2020/03/07 - 03:02
Limit: FCC_Part15.209_RSE(3m)	Engineer: Dillon Diao
Probe: AC2_BBHA9120D_1-18GHz	Polarity: Horizontal
EUT: HAN Access Point	Power: By PoE
Test Mode: Transmit by 802.11ax-HE20 at channel 5320MHz with AP361	

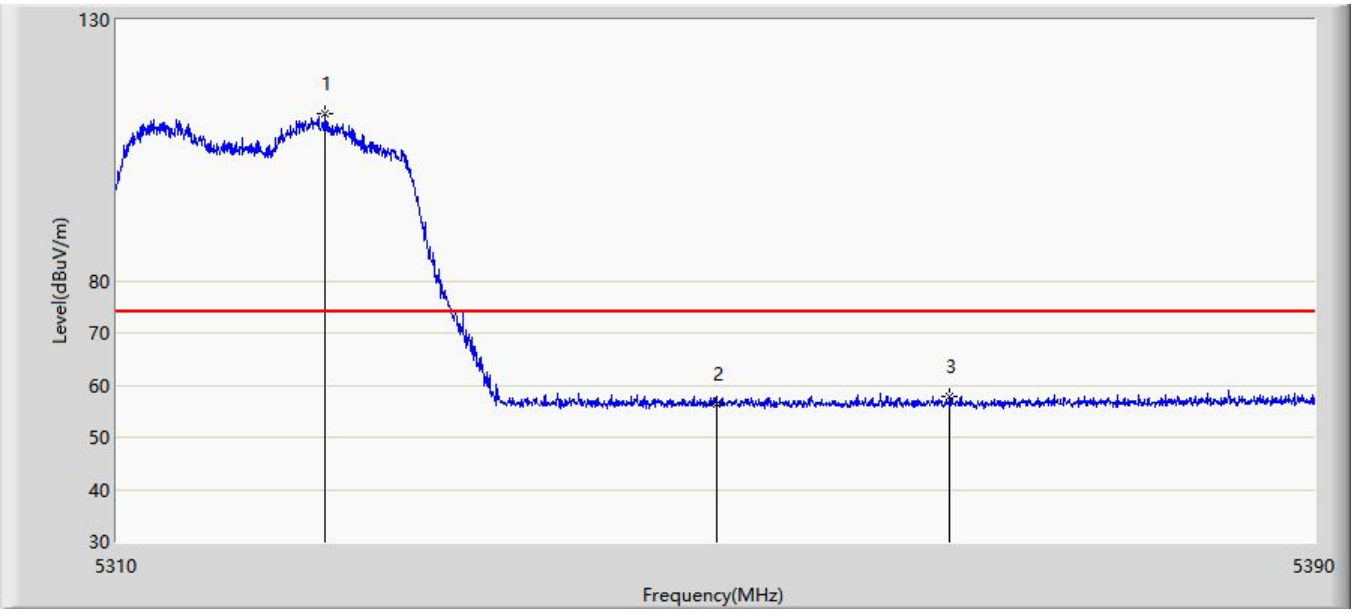

No	Flag	Mark	Frequency (MHz)	Measure Level (dBuV/m)	Reading Level (dBuV)	Margin (dB)	Limit (dBuV/m)	Factor (dB)	Type
1		*	5323.800	111.996	107.923	N/A	N/A	4.072	PK
2			5350.000	56.258	52.081	-17.742	74.000	4.177	PK
3			5365.560	57.844	53.610	-16.156	74.000	4.234	PK

Note: Measure Level (dBμV/m) = Reading Level (dBμV) + Factor (dB)

Factor (dB) = Cable Loss (dB) + Antenna Factor (dB/m) - Pre_Amplifier Gain (dB)

Site: AC2	Time: 2020/03/07 - 03:03
Limit: FCC_Part15.209_RSE(3m)	Engineer: Dillon Diao
Probe: AC2_BBHA9120D_1-18GHz	Polarity: Horizontal
EUT: HAN Access Point	Power: By PoE
Test Mode: Transmit by 802.11ax-HE20 at channel 5320MHz with AP361	

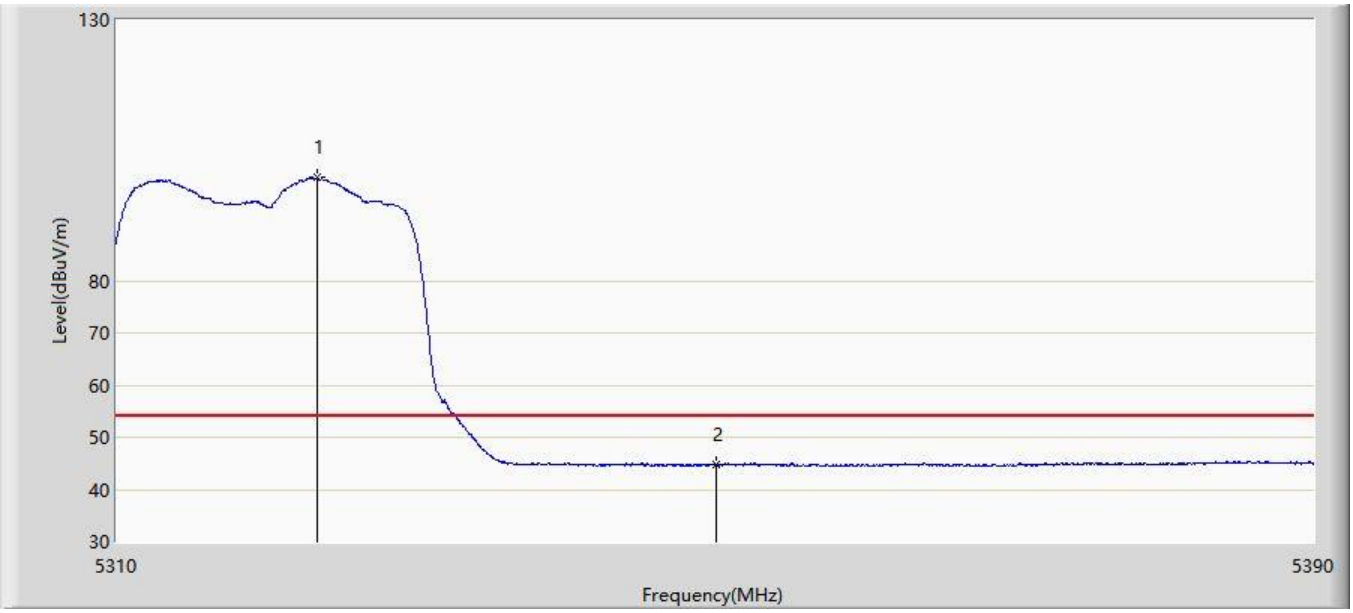

No	Flag	Mark	Frequency (MHz)	Measure Level (dBuV/m)	Reading Level (dBuV)	Margin (dB)	Limit (dBuV/m)	Factor (dB)	Type
1		*	5323.320	99.740	95.667	N/A	N/A	4.073	AV
2			5350.000	44.724	40.547	-9.276	54.000	4.177	AV

Note: Measure Level (dBµV/m) = Reading Level (dBµV) + Factor (dB)

Factor (dB) = Cable Loss (dB) + Antenna Factor (dB/m) - Pre_Amplifier Gain (dB)

Site: AC2	Time: 2020/03/07 - 03:04
Limit: FCC_Part15.209_RSE(3m)	Engineer: Dillon Diao
Probe: AC2_BBHA9120D_1-18GHz	Polarity: Vertical
EUT: HAN Access Point	Power: By PoE
Test Mode: Transmit by 802.11ax-HE20 at channel 5320MHz with AP361	

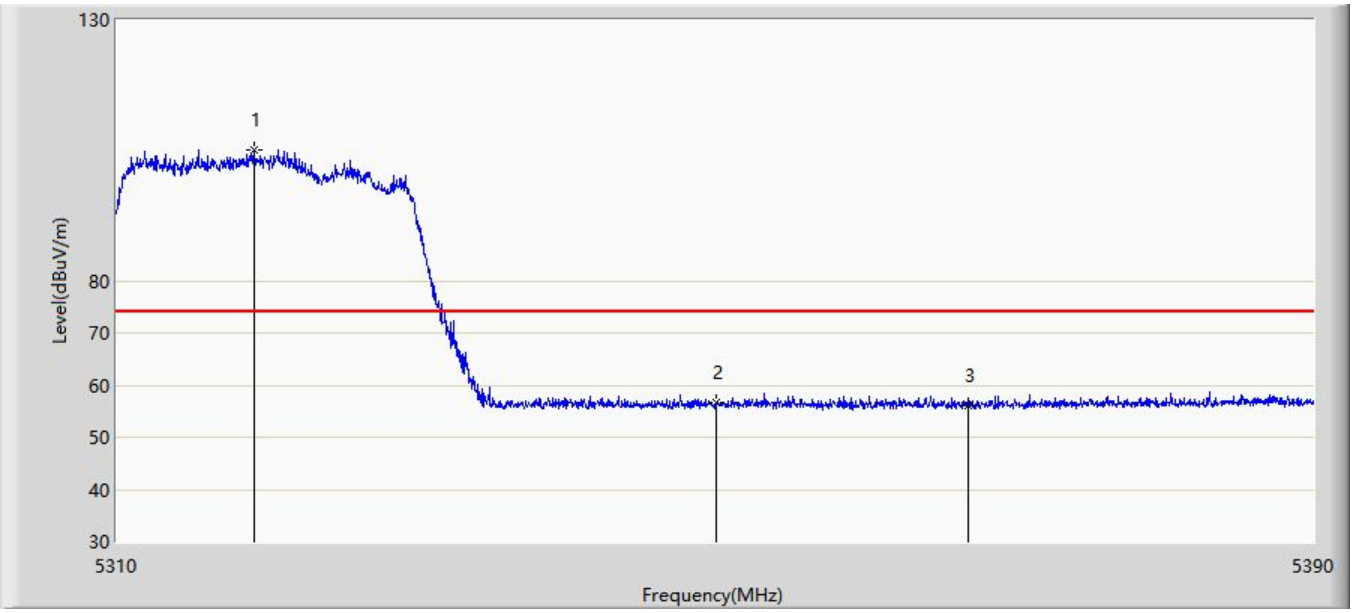

No	Flag	Mark	Frequency (MHz)	Measure Level (dBuV/m)	Reading Level (dBuV)	Margin (dB)	Limit (dBuV/m)	Factor (dB)	Type
1		*	5319.160	105.160	101.088	N/A	N/A	4.072	PK
2			5350.000	56.750	52.573	-17.250	74.000	4.177	PK
3			5366.800	55.948	51.710	-18.052	74.000	4.238	PK

Note: Measure Level (dBµV/m) = Reading Level (dBµV) + Factor (dB)

Factor (dB) = Cable Loss (dB) + Antenna Factor (dB/m) - Pre_Amplifier Gain (dB)

Site: AC2	Time: 2020/03/07 - 03:04
Limit: FCC_Part15.209_RSE(3m)	Engineer: Dillon Diao
Probe: AC2_BBHA9120D_1-18GHz	Polarity: Vertical
EUT: HAN Access Point	Power: By PoE
Test Mode: Transmit by 802.11ax-HE20 at channel 5320MHz with AP361	

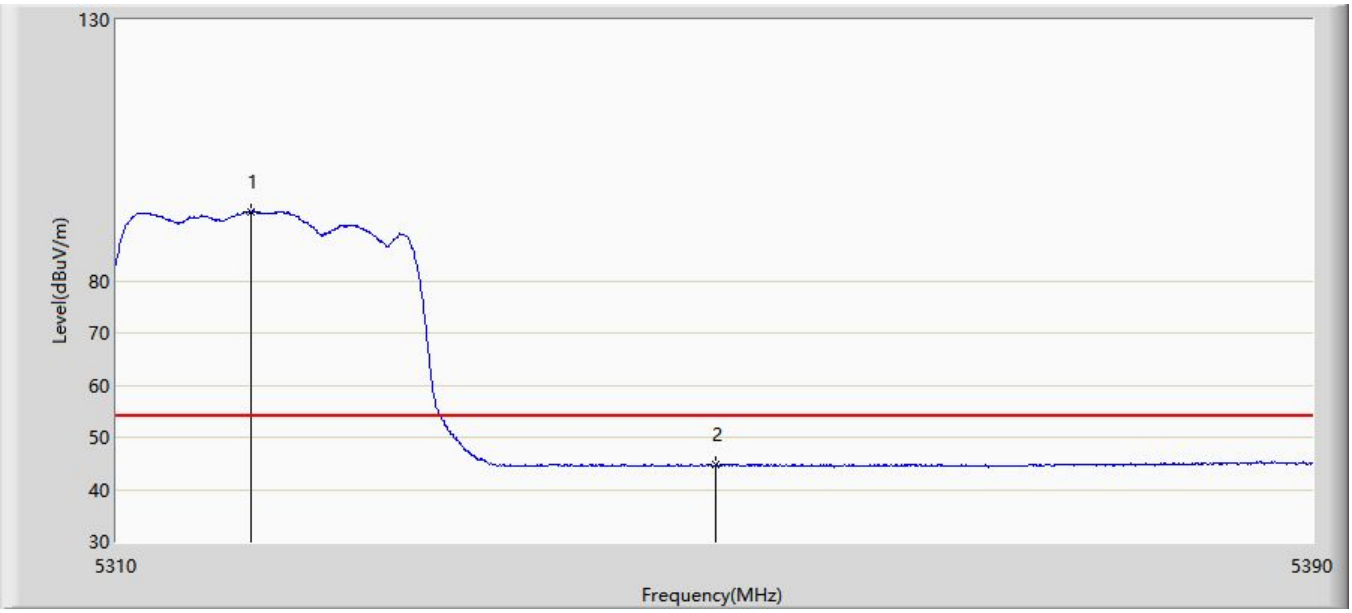

No	Flag	Mark	Frequency (MHz)	Measure Level (dBuV/m)	Reading Level (dBuV)	Margin (dB)	Limit (dBuV/m)	Factor (dB)	Type
1		*	5319.000	93.235	89.163	N/A	N/A	4.072	AV
2			5350.000	44.719	40.542	-9.281	54.000	4.177	AV

Note: Measure Level (dBµV/m) = Reading Level (dBµV) + Factor (dB)

Factor (dB) = Cable Loss (dB) + Antenna Factor (dB/m) - Pre_Amplifier Gain (dB)

Site: AC2	Time: 2020/03/07 - 03:05
Limit: FCC_Part15.209_RSE(3m)	Engineer: Dillon Diao
Probe: AC2_BBHA9120D_1-18GHz	Polarity: Horizontal
EUT: HAN Access Point	Power: By PoE
Test Mode: Transmit by 802.11ax-HE20 at channel 5500MHz with AP361	

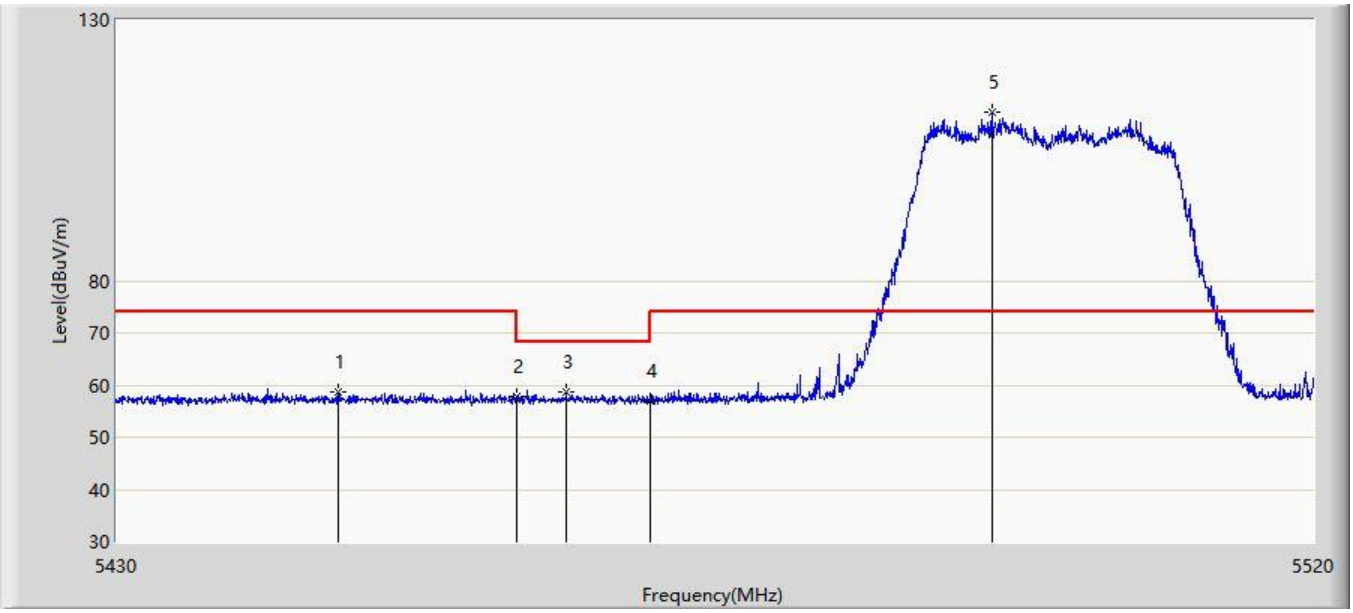

No	Flag	Mark	Frequency (MHz)	Measure Level (dBuV/m)	Reading Level (dBuV)	Margin (dB)	Limit (dBuV/m)	Factor (dB)	Type
1			5446.560	58.631	54.079	-15.369	74.000	4.551	PK
2			5460.000	57.695	53.255	-16.305	74.000	4.440	PK
3			5463.660	58.806	54.360	-9.394	68.200	4.446	PK
4			5470.000	57.091	52.635	-11.109	68.200	4.455	PK
5		*	5495.700	112.176	107.660	N/A	N/A	4.516	PK

Note: Measure Level (dBμV/m) = Reading Level (dBμV) + Factor (dB)

Factor (dB) = Cable Loss (dB) + Antenna Factor (dB/m) - Pre_Amplifier Gain (dB)

Site: AC2	Time: 2020/03/07 - 03:07
Limit: FCC_Part15.209_RSE(3m)	Engineer: Dillon Diao
Probe: AC2_BBHA9120D_1-18GHz	Polarity: Horizontal
EUT: HAN Access Point	Power: By PoE
Test Mode: Transmit by 802.11ax-HE20 at channel 5500MHz with AP361	

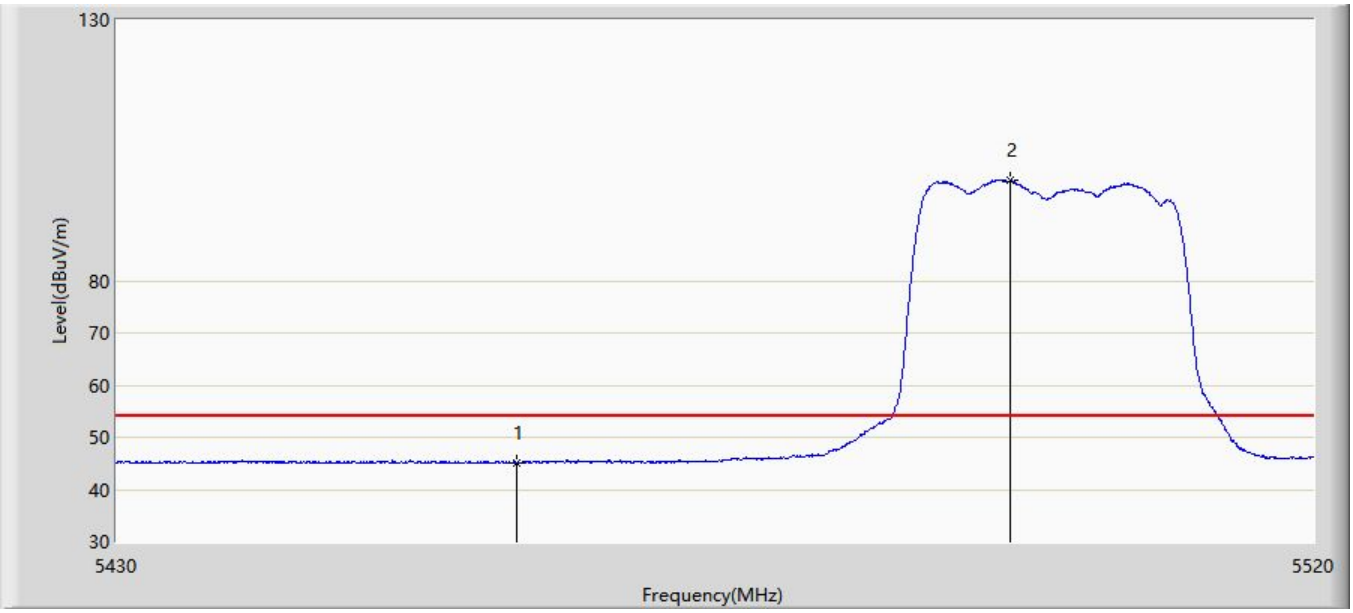

No	Flag	Mark	Frequency (MHz)	Measure Level (dBuV/m)	Reading Level (dBuV)	Margin (dB)	Limit (dBuV/m)	Factor (dB)	Type
1			5460.000	45.099	40.659	-8.901	54.000	4.440	AV
2		*	5497.050	99.215	94.712	N/A	N/A	4.504	AV

Note: Measure Level (dBµV/m) = Reading Level (dBµV) + Factor (dB)

Factor (dB) = Cable Loss (dB) + Antenna Factor (dB/m) - Pre_Amplifier Gain (dB)

Site: AC2	Time: 2020/03/07 - 03:08
Limit: FCC_Part15.209_RSE(3m)	Engineer: Dillon Diao
Probe: AC2_BBHA9120D_1-18GHz	Polarity: Vertical
EUT: HAN Access Point	Power: By PoE
Test Mode: Transmit by 802.11ax-HE20 at channel 5500MHz with AP361	

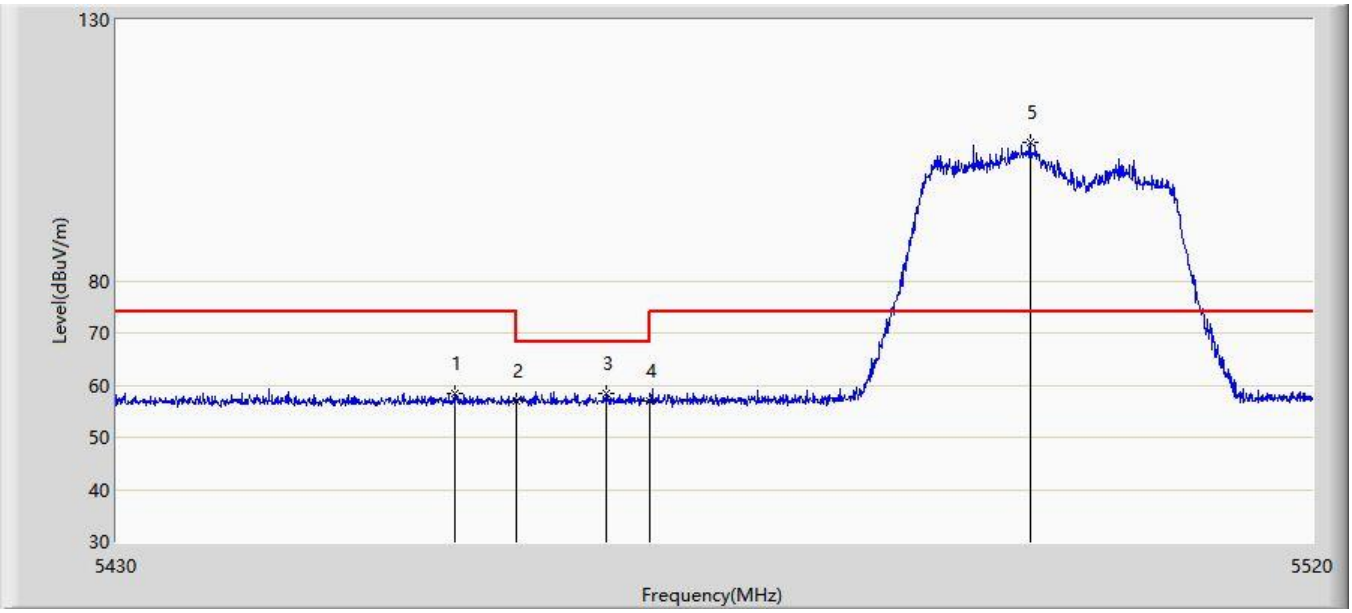

No	Flag	Mark	Frequency (MHz)	Measure Level (dBuV/m)	Reading Level (dBuV)	Margin (dB)	Limit (dBuV/m)	Factor (dB)	Type
1			5455.290	58.477	54.044	-15.523	74.000	4.433	PK
2			5460.000	57.052	52.612	-16.948	74.000	4.440	PK
3			5466.720	58.413	53.963	-9.787	68.200	4.451	PK
4			5470.000	57.073	52.617	-11.127	68.200	4.455	PK
5		*	5498.625	106.604	102.115	N/A	N/A	4.489	PK

Note: Measure Level (dBμV/m) = Reading Level (dBμV) + Factor (dB)

Factor (dB) = Cable Loss (dB) + Antenna Factor (dB/m) - Pre_Amplifier Gain (dB)

Site: AC2	Time: 2020/03/07 - 03:08
Limit: FCC_Part15.209_RSE(3m)	Engineer: Dillon Diao
Probe: AC2_BBHA9120D_1-18GHz	Polarity: Vertical
EUT: HAN Access Point	Power: By PoE
Test Mode: Transmit by 802.11ax-HE20 at channel 5500MHz with AP361	

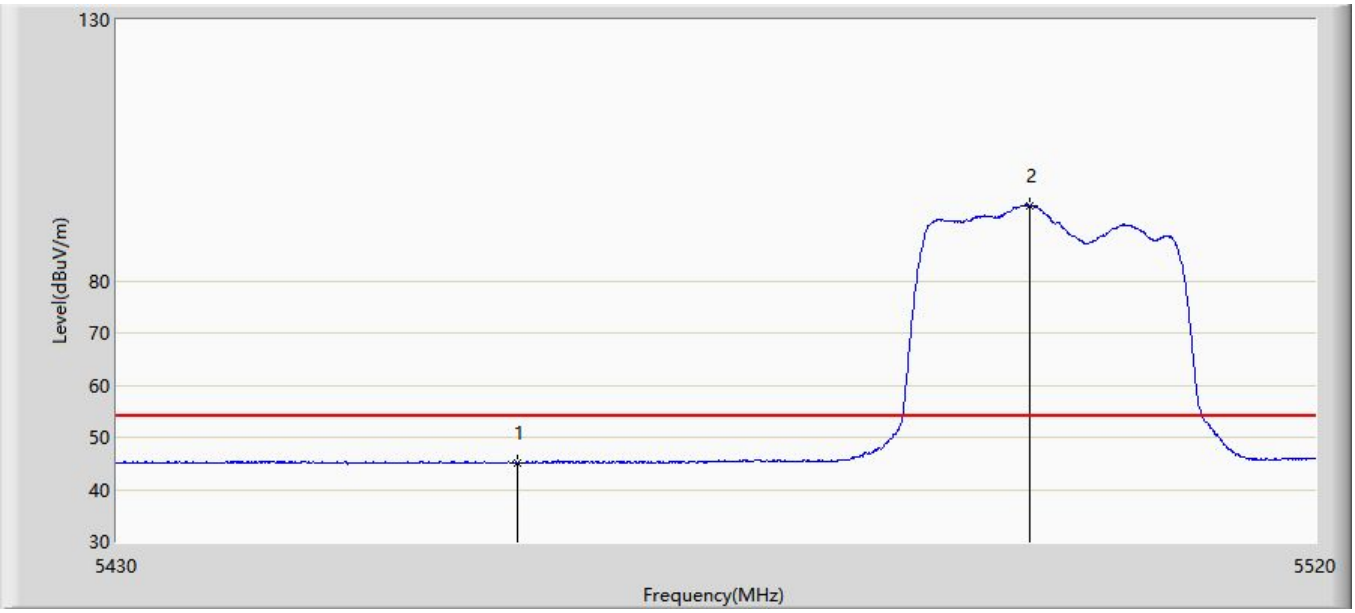

No	Flag	Mark	Frequency (MHz)	Measure Level (dBuV/m)	Reading Level (dBuV)	Margin (dB)	Limit (dBuV/m)	Factor (dB)	Type
1			5460.000	45.133	40.693	-8.867	54.000	4.440	AV
2		*	5498.400	94.476	89.985	N/A	N/A	4.491	AV

Note: Measure Level (dBµV/m) = Reading Level (dBµV) + Factor (dB)

Factor (dB) = Cable Loss (dB) + Antenna Factor (dB/m) - Pre_Amplifier Gain (dB)

Site: AC2	Time: 2020/03/07 - 03:10
Limit: FCC_Part15.209_RSE(3m)	Engineer: Dillon Diao
Probe: AC2_BBHA9120D_1-18GHz	Polarity: Horizontal
EUT: HAN Access Point	Power: By PoE
Test Mode: Transmit by 802.11ax-HE20 at channel 5700MHz with AP361	

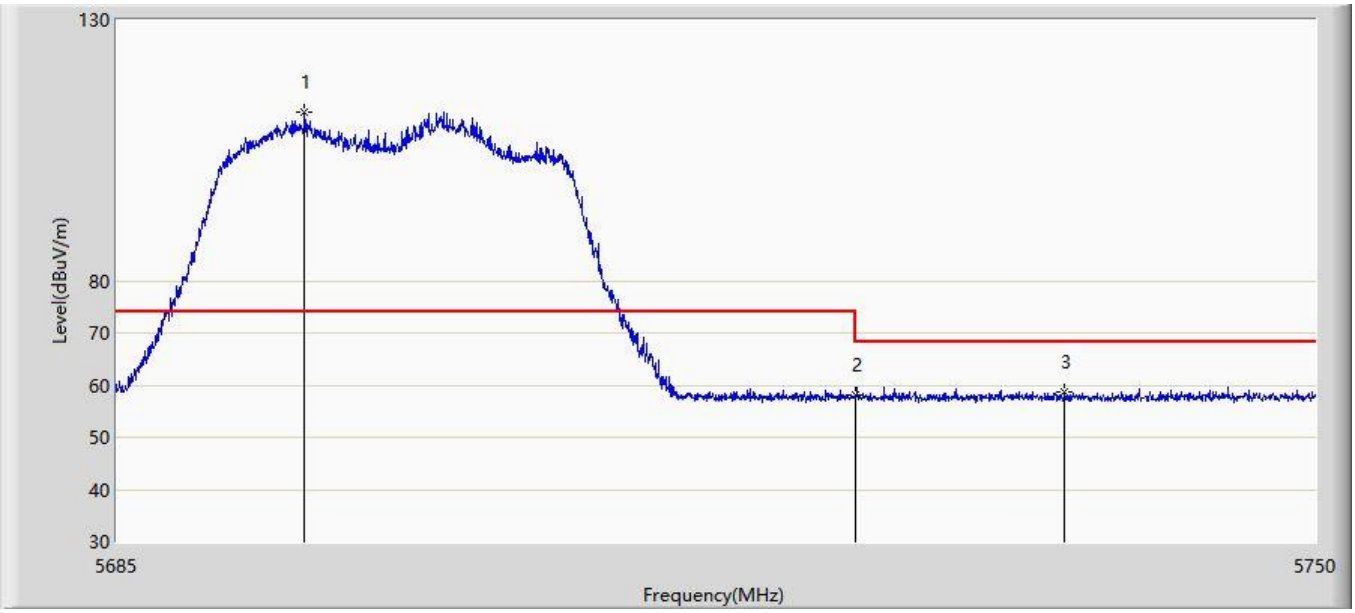

No	Flag	Mark	Frequency (MHz)	Measure Level (dBuV/m)	Reading Level (dBuV)	Margin (dB)	Limit (dBuV/m)	Factor (dB)	Type
1		*	5695.172	112.375	107.136	N/A	N/A	5.239	PK
2			5725.000	57.977	52.499	-10.223	68.200	5.478	PK
3			5736.350	58.589	53.056	-9.611	68.200	5.533	PK

Note: Measure Level (dBµV/m) = Reading Level (dBµV) + Factor (dB)

Factor (dB) = Cable Loss (dB) + Antenna Factor (dB/m) - Pre_Amplifier Gain (dB)

Site: AC2	Time: 2020/03/07 - 03:11
Limit: FCC_Part15.209_RSE(3m)	Engineer: Dillon Diao
Probe: AC2_BBHA9120D_1-18GHz	Polarity: Vertical
EUT: HAN Access Point	Power: By PoE
Test Mode: Transmit by 802.11ax-HE20 at channel 5700MHz with AP361	

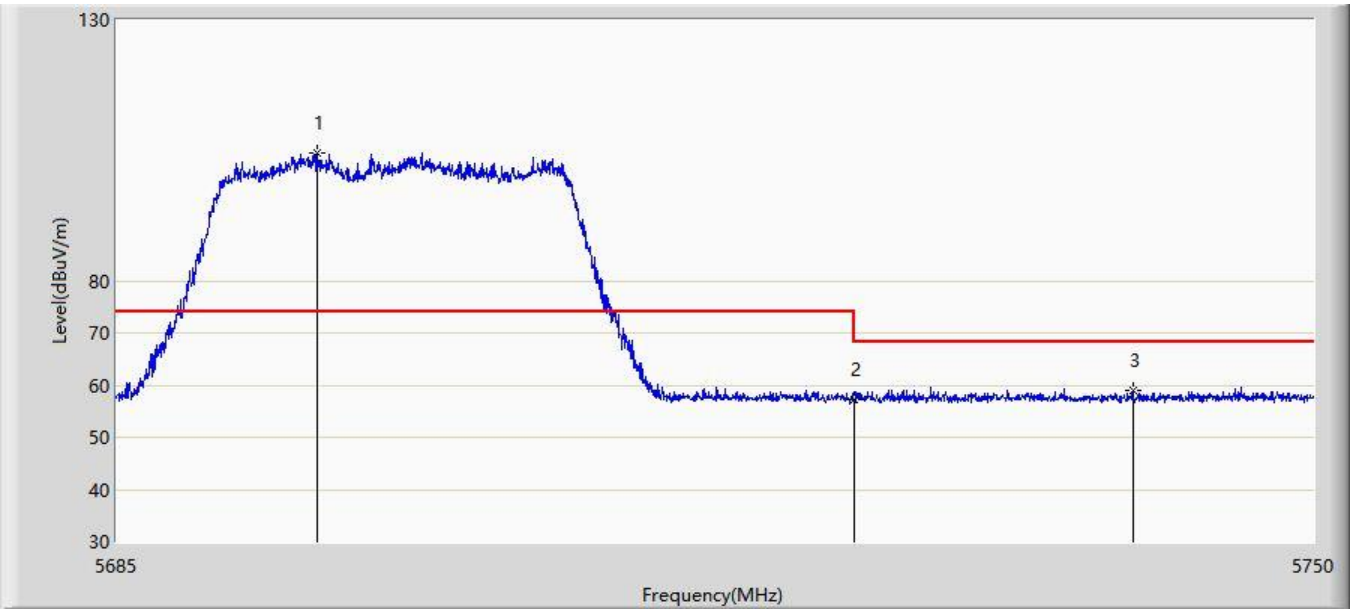

No	Flag	Mark	Frequency (MHz)	Measure Level (dBuV/m)	Reading Level (dBuV)	Margin (dB)	Limit (dBuV/m)	Factor (dB)	Type
1		*	5695.888	104.598	99.347	N/A	N/A	5.250	PK
2			5725.000	57.257	51.779	-10.943	68.200	5.478	PK
3			5740.152	59.107	53.554	-9.093	68.200	5.552	PK

Note: Measure Level (dBμV/m) = Reading Level (dBμV) + Factor (dB)

Factor (dB) = Cable Loss (dB) + Antenna Factor (dB/m) - Pre_Amplifier Gain (dB)

Site: AC2	Time: 2019/11/16 - 17:30
Limit: FCC_Part15.209_RSE(3m)	Engineer: Yeto Yin
Probe: AC2_BBHA9120D_1-18GHz	Polarity: Horizontal
EUT: HAN Access Point	Power: By PoE
Test Mode: Transmit by 802.11ax-HE40 at Channel 5310 MHz with AP361	

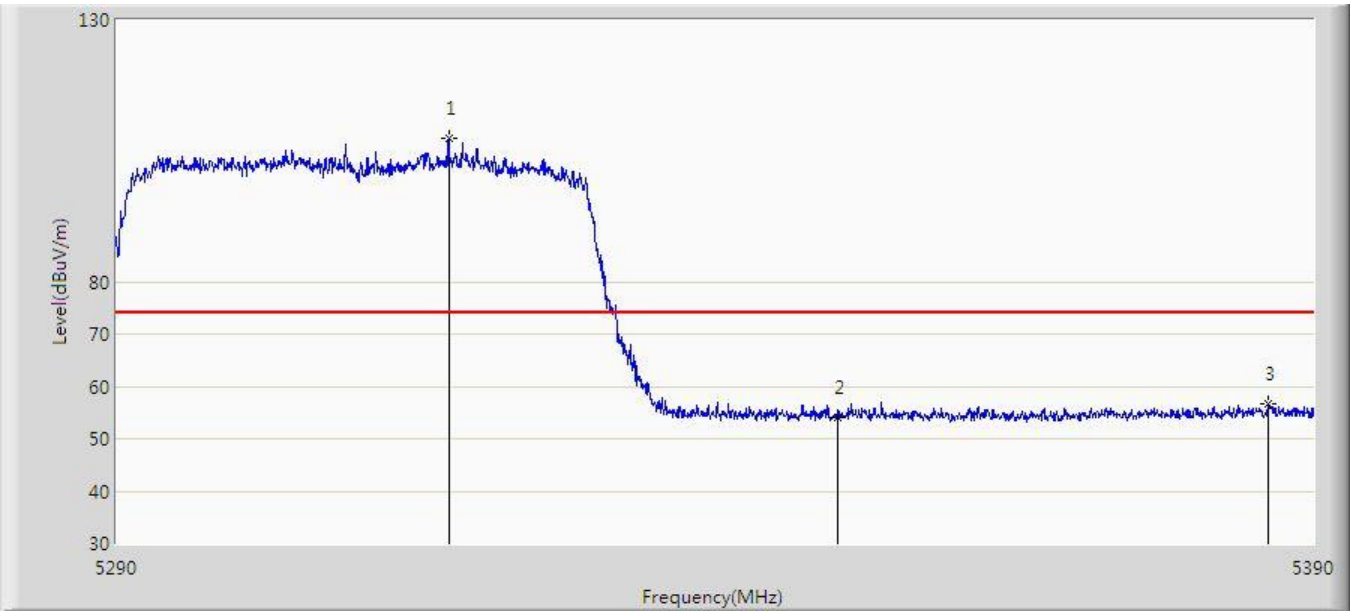

No	Flag	Mark	Frequency (MHz)	Measure Level (dBuV/m)	Reading Level (dBuV)	Margin (dB)	Limit (dBuV/m)	Factor (dB)	Type
1		*	5317.600	107.532	103.452	N/A	N/A	4.080	PK
2			5350.000	54.150	49.973	-19.850	74.000	4.177	PK
3			5386.200	56.577	51.965	-17.423	74.000	4.612	PK

Note: Measure Level (dBμV/m) = Reading Level (dBμV) + Factor (dB)

Factor (dB) = Cable Loss (dB) + Antenna Factor (dB/m) - Pre_Amplifier Gain (dB)

Site: AC2	Time: 2019/11/16 - 17:33
Limit: FCC_Part15.209_RSE(3m)	Engineer: Yeto Yin
Probe: AC2_BBHA9120D_1-18GHz	Polarity: Horizontal
EUT: HAN Access Point	Power: By PoE
Test Mode: Transmit by 802.11ax-HE40 at Channel 5310 MHz with AP361	

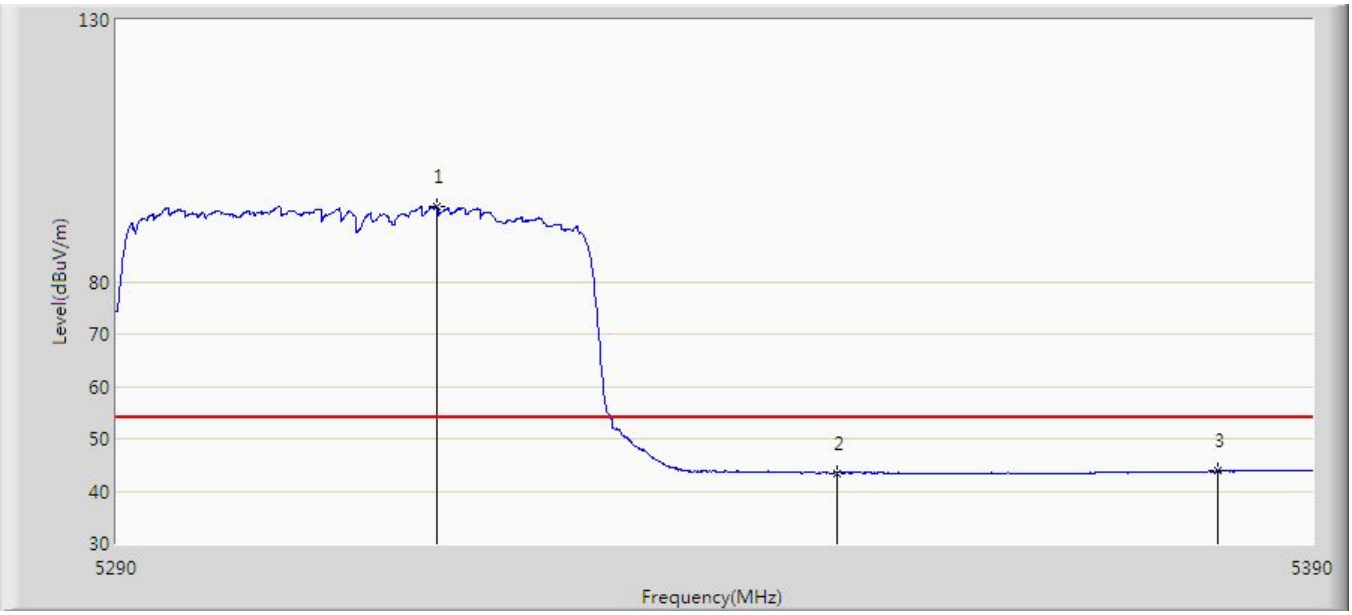

No	Flag	Mark	Frequency (MHz)	Measure Level (dBuV/m)	Reading Level (dBuV)	Margin (dB)	Limit (dBuV/m)	Factor (dB)	Type
1		*	5316.650	94.274	90.174	N/A	N/A	4.100	AV
2			5350.000	43.466	39.289	-10.534	54.000	4.177	AV
3			5382.100	43.821	39.294	-10.179	54.000	4.527	AV

Note: Measure Level (dBµV/m) = Reading Level (dBµV) + Factor (dB)

Factor (dB) = Cable Loss (dB) + Antenna Factor (dB/m) - Pre_Amplifier Gain (dB)

Site: AC2	Time: 2019/11/16 - 17:36
Limit: FCC_Part15.209_RSE(3m)	Engineer: Yeto Yin
Probe: AC2_BBHA9120D_1-18GHz	Polarity: Vertical
EUT: HAN Access Point	Power: By PoE
Test Mode: Transmit by 802.11ax-HE40 at Channel 5310 MHz with AP361	

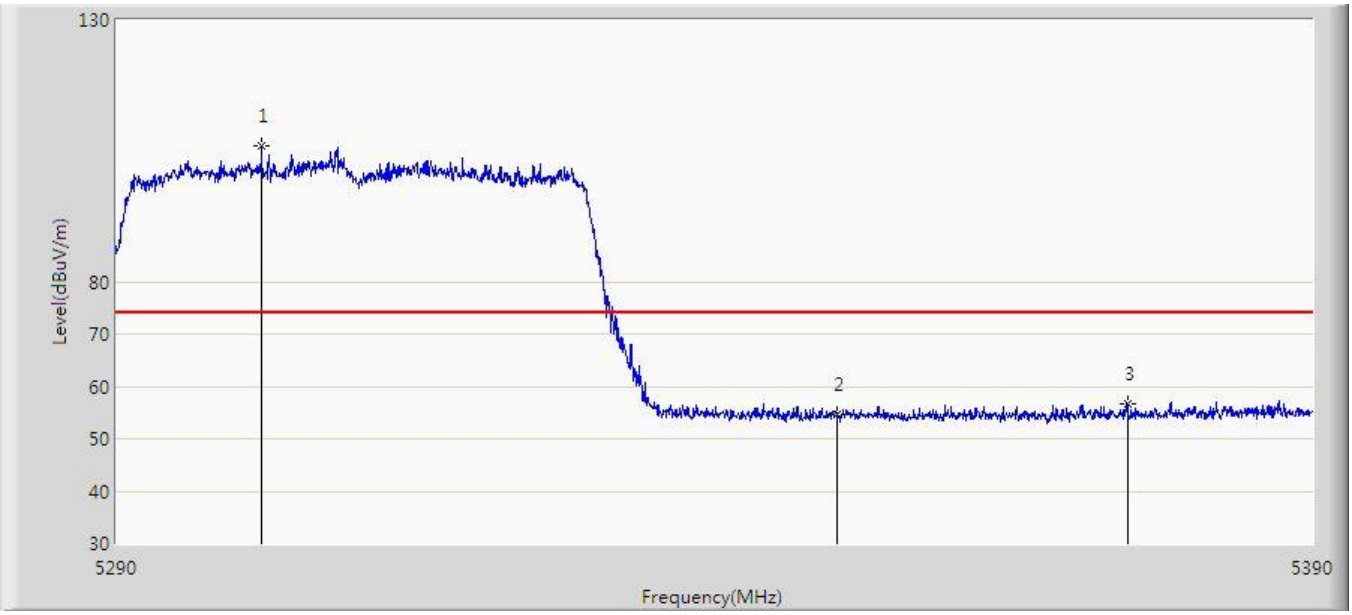

No	Flag	Mark	Frequency (MHz)	Measure Level (dBuV/m)	Reading Level (dBuV)	Margin (dB)	Limit (dBuV/m)	Factor (dB)	Type
1		*	5302.050	105.960	101.559	N/A	N/A	4.402	PK
2			5350.000	54.534	50.357	-19.466	74.000	4.177	PK
3			5374.450	56.631	52.269	-17.369	74.000	4.362	PK

Note: Measure Level (dBμV/m) = Reading Level (dBμV) + Factor (dB)

Factor (dB) = Cable Loss (dB) + Antenna Factor (dB/m) - Pre_Amplifier Gain (dB)

Site: AC2	Time: 2019/11/16 - 17:37
Limit: FCC_Part15.209_RSE(3m)	Engineer: Yeto Yin
Probe: AC2_BBHA9120D_1-18GHz	Polarity: Vertical
EUT: HAN Access Point	Power: By PoE
Test Mode: Transmit by 802.11ax-HE40 at Channel 5310 MHz with AP361	

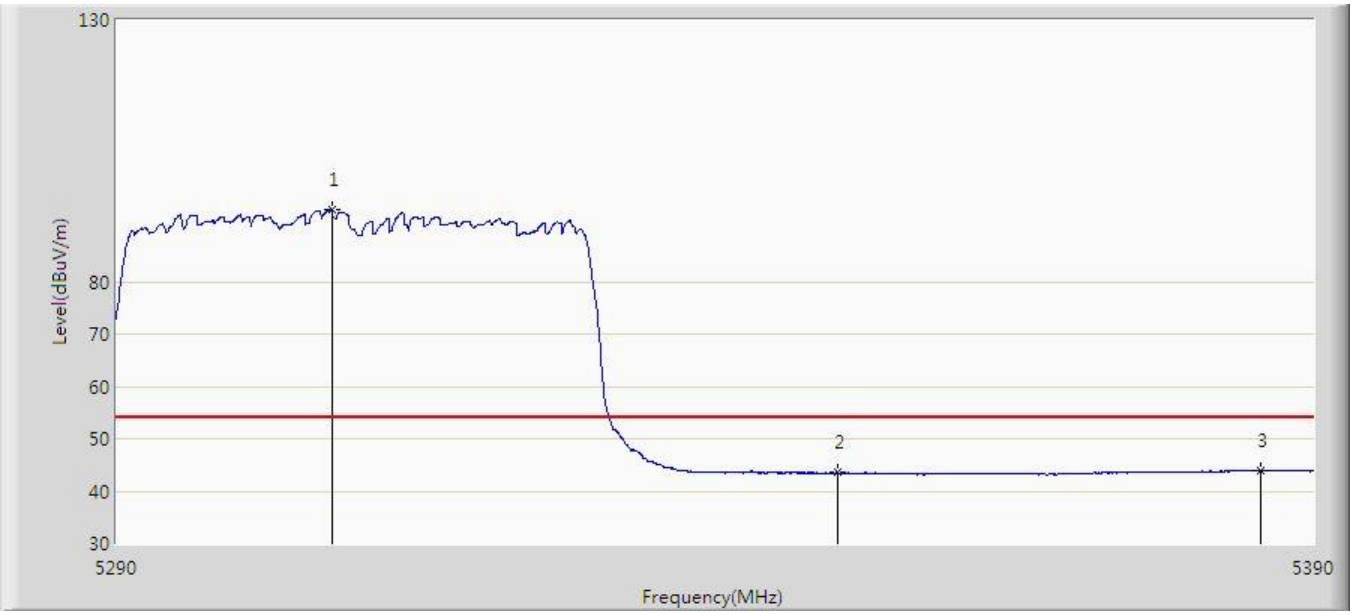

No	Flag	Mark	Frequency (MHz)	Measure Level (dBuV/m)	Reading Level (dBuV)	Margin (dB)	Limit (dBuV/m)	Factor (dB)	Type
1		*	5307.850	93.725	89.443	N/A	N/A	4.281	AV
2			5350.000	43.551	39.374	-10.449	54.000	4.177	AV
3			5385.550	43.838	39.236	-10.162	54.000	4.601	AV

Note: Measure Level (dBμV/m) = Reading Level (dBμV) + Factor (dB)

Factor (dB) = Cable Loss (dB) + Antenna Factor (dB/m) - Pre_Amplifier Gain (dB)

Site: AC2	Time: 2019/11/16 - 17:39
Limit: FCC_Part15.209_RSE(3m)	Engineer: Yeto Yin
Probe: AC2_BBHA9120D_1-18GHz	Polarity: Horizontal
EUT: HAN Access Point	Power: By PoE
Test Mode: Transmit by 802.11ax-HE40 at Channel 5510 MHz with AP361	

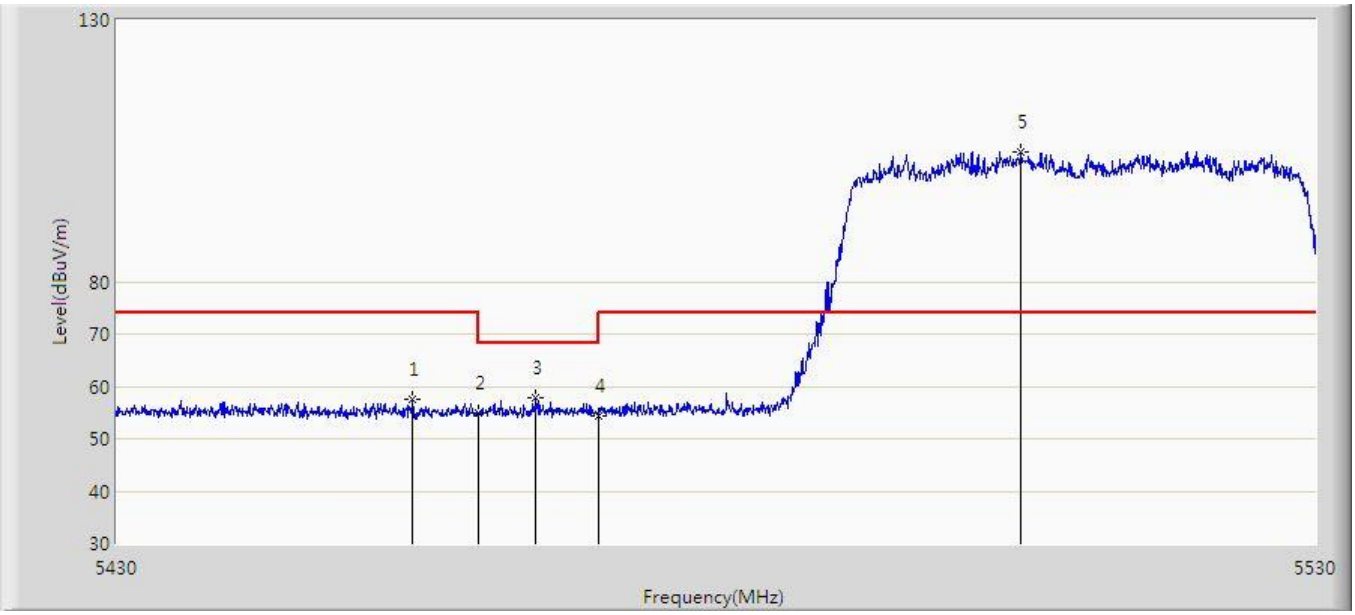

No	Flag	Mark	Frequency (MHz)	Measure Level (dBuV/m)	Reading Level (dBuV)	Margin (dB)	Limit (dBuV/m)	Factor (dB)	Type
1			5454.550	57.488	53.057	-16.512	74.000	4.431	PK
2			5460.000	54.839	50.399	-19.161	74.000	4.440	PK
3			5464.750	57.732	53.285	-10.468	68.200	4.448	PK
4			5470.000	54.430	49.974	-13.770	68.200	4.455	PK
5		*	5505.300	104.847	100.409	N/A	N/A	4.439	PK

Note: Measure Level (dBμV/m) = Reading Level (dBμV) + Factor (dB)

Factor (dB) = Cable Loss (dB) + Antenna Factor (dB/m) - Pre_Amplifier Gain (dB)

Site: AC2	Time: 2019/11/16 - 17:40
Limit: FCC_Part15.209_RSE(3m)	Engineer: Yeto Yin
Probe: AC2_BBHA9120D_1-18GHz	Polarity: Horizontal
EUT: HAN Access Point	Power: By PoE
Test Mode: Transmit by 802.11ax-HE40 at Channel 5510 MHz with AP361	

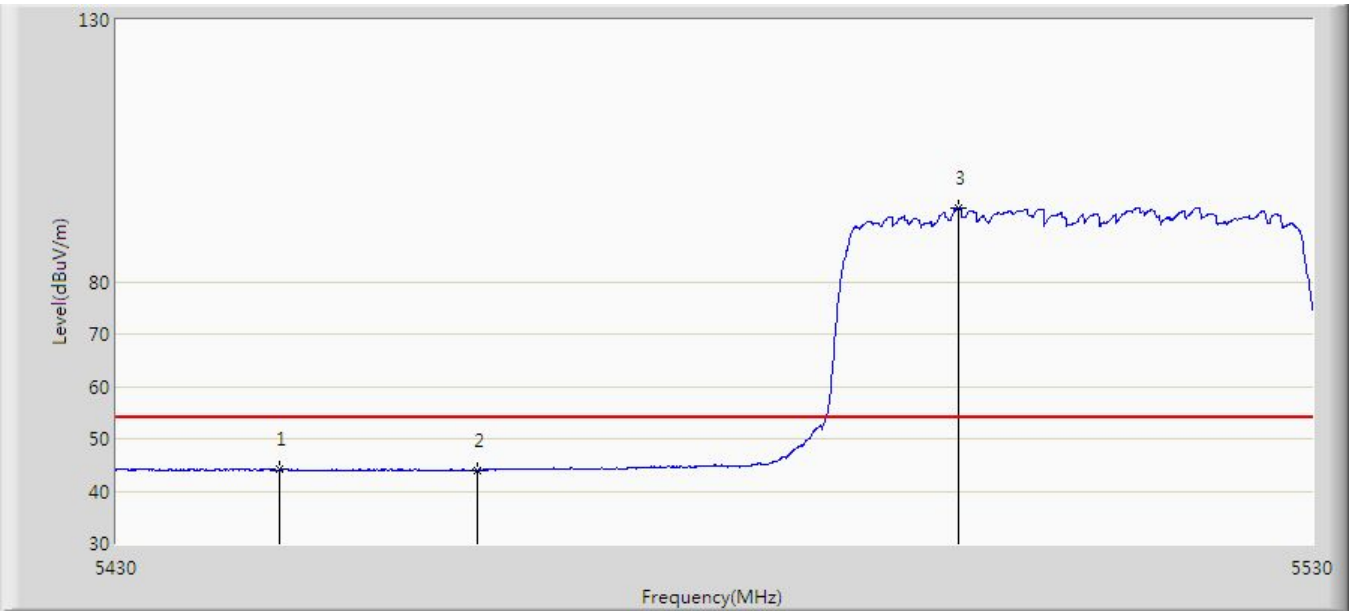

No	Flag	Mark	Frequency (MHz)	Measure Level (dBuV/m)	Reading Level (dBuV)	Margin (dB)	Limit (dBuV/m)	Factor (dB)	Type
1			5443.600	44.141	39.540	-9.859	54.000	4.601	AV
2			5460.000	43.985	39.545	-10.015	54.000	4.440	AV
3		*	5500.200	94.140	89.665	N/A	N/A	4.475	AV

Note: Measure Level (dBμV/m) = Reading Level (dBμV) + Factor (dB)

Factor (dB) = Cable Loss (dB) + Antenna Factor (dB/m) - Pre_Amplifier Gain (dB)

Site: AC2	Time: 2019/11/16 - 17:41
Limit: FCC_Part15.209_RSE(3m)	Engineer: Yeto Yin
Probe: AC2_BBHA9120D_1-18GHz	Polarity: Vertical
EUT: HAN Access Point	Power: By PoE
Test Mode: Transmit by 802.11ax-HE40 at Channel 5510 MHz with AP361	

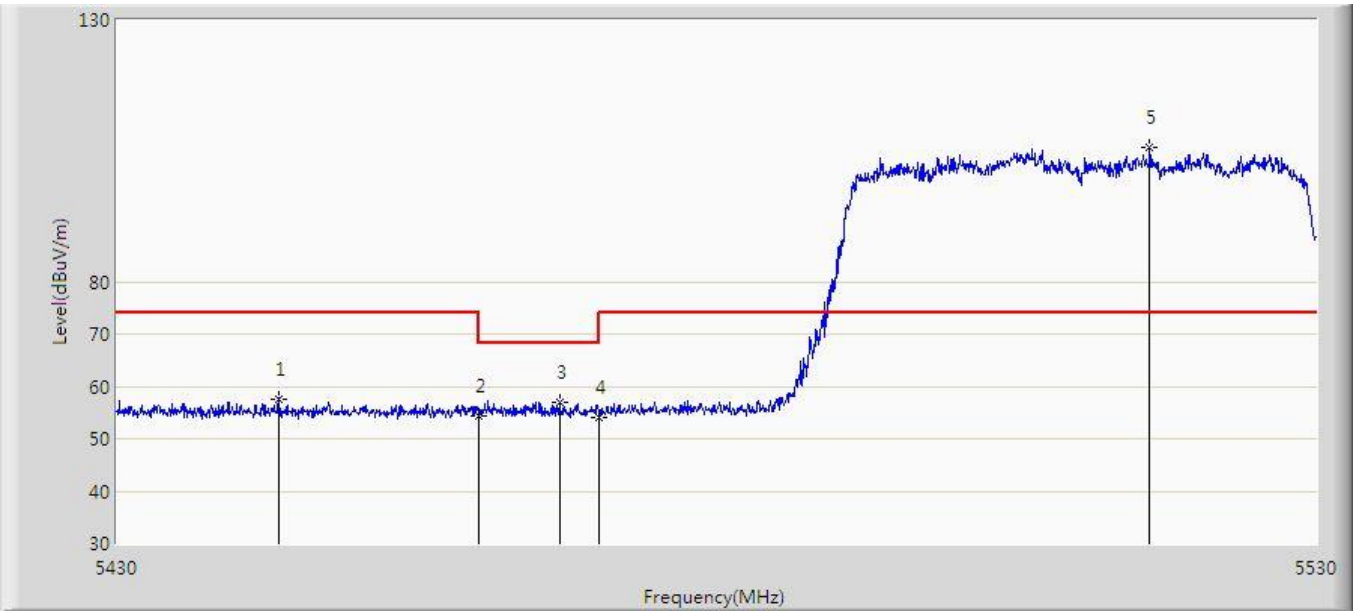

No	Flag	Mark	Frequency (MHz)	Measure Level (dBuV/m)	Reading Level (dBuV)	Margin (dB)	Limit (dBuV/m)	Factor (dB)	Type
1			5443.400	57.580	52.976	-16.420	74.000	4.604	PK
2			5460.000	54.375	49.935	-19.625	74.000	4.440	PK
3			5466.750	57.016	52.565	-11.184	68.200	4.451	PK
4			5470.000	54.101	49.645	-14.099	68.200	4.455	PK
5		*	5516.000	105.666	100.967	N/A	N/A	4.698	PK

Note: Measure Level (dBμV/m) = Reading Level (dBμV) + Factor (dB)

Factor (dB) = Cable Loss (dB) + Antenna Factor (dB/m) - Pre_Amplifier Gain (dB)

Site: AC2	Time: 2019/11/16 - 17:43
Limit: FCC_Part15.209_RSE(3m)	Engineer: Yeto Yin
Probe: AC2_BBHA9120D_1-18GHz	Polarity: Vertical
EUT: HAN Access Point	Power: By PoE
Test Mode: Transmit by 802.11ax-HE40 at Channel 5510 MHz with AP361	

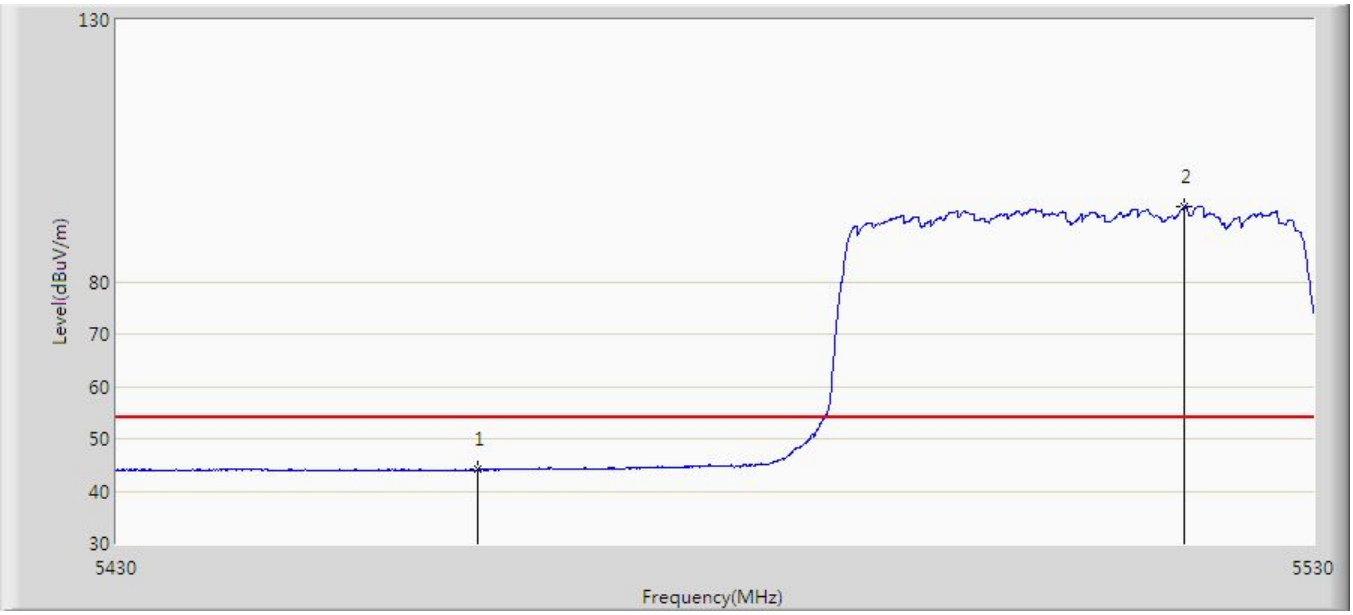

No	Flag	Mark	Frequency (MHz)	Measure Level (dBuV/m)	Reading Level (dBuV)	Margin (dB)	Limit (dBuV/m)	Factor (dB)	Type
1			5460.000	44.108	39.668	-9.892	54.000	4.440	AV
2		*	5519.150	94.206	89.431	N/A	N/A	4.775	AV

Note: Measure Level (dBµV/m) = Reading Level (dBµV) + Factor (dB)

Factor (dB) = Cable Loss (dB) + Antenna Factor (dB/m) - Pre_Amplifier Gain (dB)

Site: AC2	Time: 2019/11/16 - 17:46
Limit: FCC_Part15.209_RSE(3m)	Engineer: Yeto Yin
Probe: AC2_BBHA9120D_1-18GHz	Polarity: Horizontal
EUT: HAN Access Point	Power: By PoE
Test Mode: Transmit by 802.11ax-HE40 at Channel 5670 MHz with AP361	

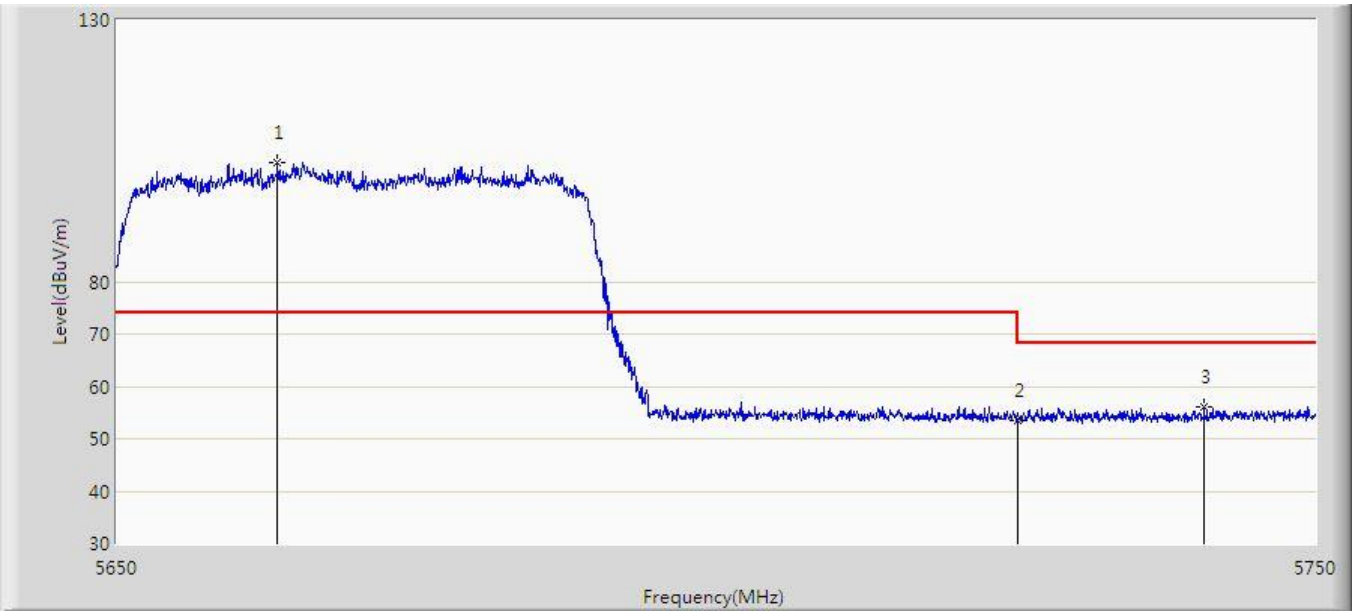

No	Flag	Mark	Frequency (MHz)	Measure Level (dBuV/m)	Reading Level (dBuV)	Margin (dB)	Limit (dBuV/m)	Factor (dB)	Type
1		*	5663.350	102.721	97.268	N/A	N/A	5.453	PK
2			5725.000	53.406	47.928	-14.794	68.200	5.478	PK
3			5740.650	55.976	50.421	-12.224	68.200	5.555	PK

Note: Measure Level (dBμV/m) = Reading Level (dBμV) + Factor (dB)

Factor (dB) = Cable Loss (dB) + Antenna Factor (dB/m) - Pre_Amplifier Gain (dB)

Site: AC2	Time: 2019/11/16 - 17:48
Limit: FCC_Part15.209_RSE(3m)	Engineer: Yeto Yin
Probe: AC2_BBHA9120D_1-18GHz	Polarity: Vertical
EUT: HAN Access Point	Power: By PoE
Test Mode: Transmit by 802.11ax-HE40 at Channel 5670 MHz with AP361	

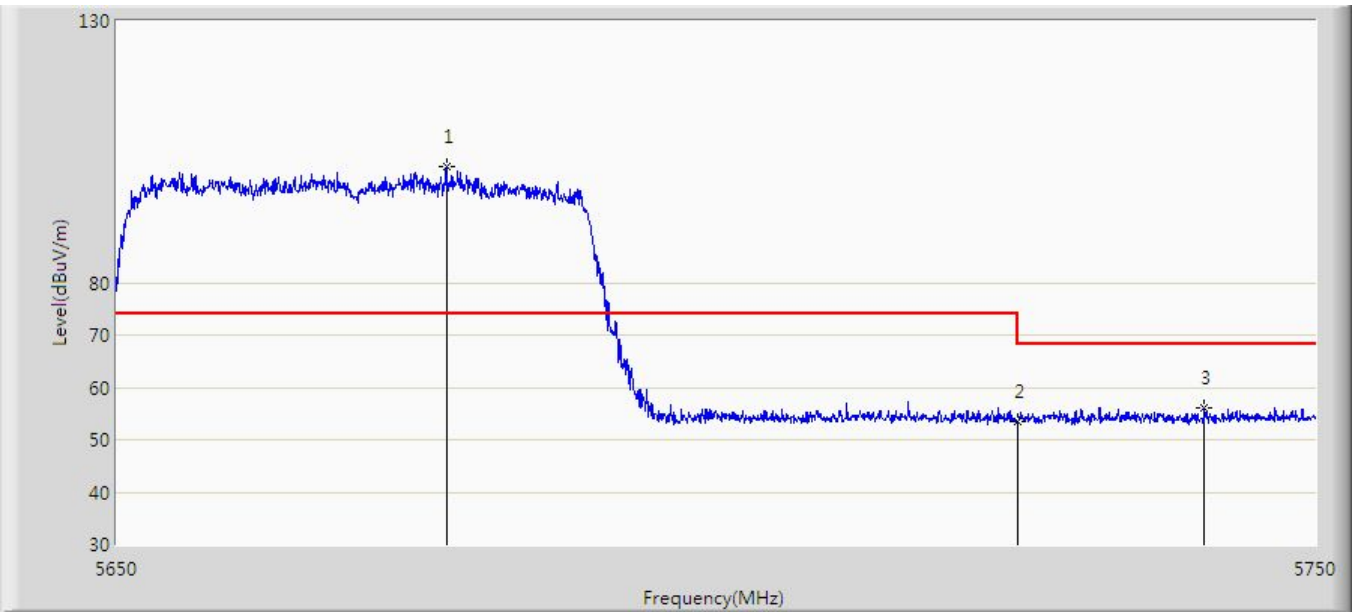

No	Flag	Mark	Frequency (MHz)	Measure Level (dBuV/m)	Reading Level (dBuV)	Margin (dB)	Limit (dBuV/m)	Factor (dB)	Type
1		*	5677.350	102.096	96.706	N/A	N/A	5.390	PK
2			5725.000	53.380	47.902	-14.820	68.200	5.478	PK
3			5740.700	55.944	50.388	-12.256	68.200	5.555	PK

Note: Measure Level (dBμV/m) = Reading Level (dBμV) + Factor (dB)

Factor (dB) = Cable Loss (dB) + Antenna Factor (dB/m) - Pre_Amplifier Gain (dB)

Site: AC2	Time: 2019/11/16 - 17:50
Limit: FCC_Part15.209_RSE(3m)	Engineer: Yeto Yin
Probe: AC2_BBHA9120D_1-18GHz	Polarity: Horizontal
EUT: HAN Access Point	Power: By PoE
Test Mode: Transmit by 802.11ax-HE80 at Channel 5290 MHz with AP361	

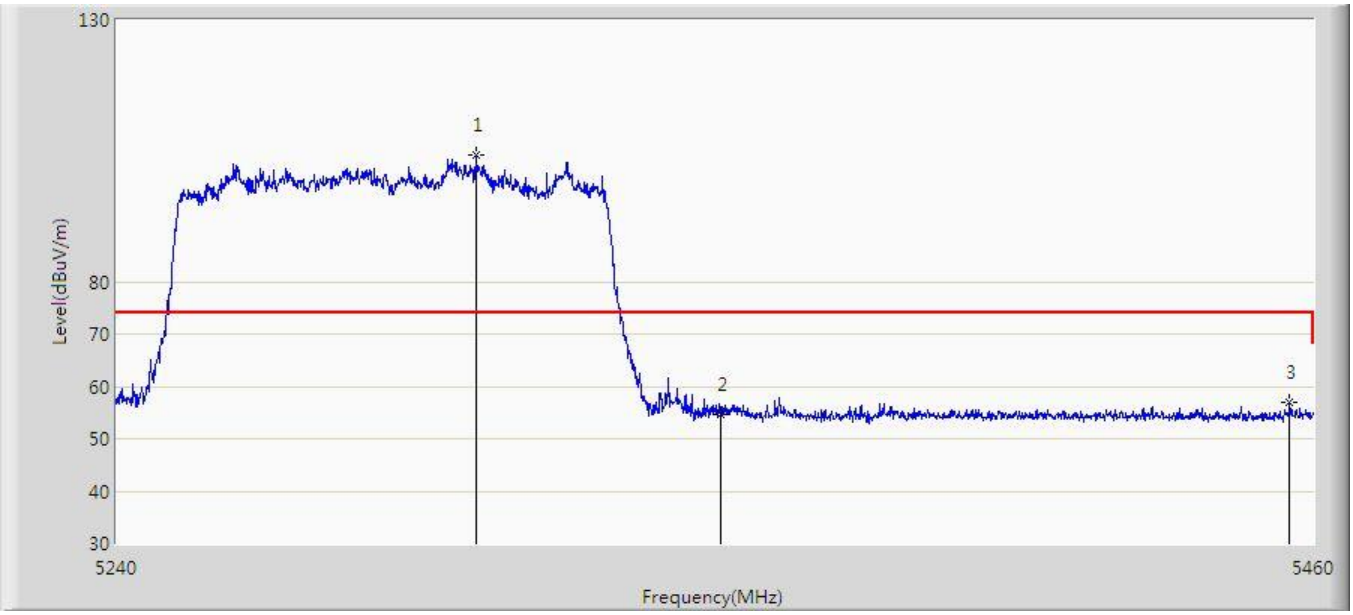

No	Flag	Mark	Frequency (MHz)	Measure Level (dBuV/m)	Reading Level (dBuV)	Margin (dB)	Limit (dBuV/m)	Factor (dB)	Type
1		*	5305.120	104.292	99.954	N/A	N/A	4.338	PK
2			5350.000	54.685	50.508	-19.315	74.000	4.177	PK
3			5455.600	56.887	52.454	-17.113	74.000	4.433	PK

Note: Measure Level (dBμV/m) = Reading Level (dBμV) + Factor (dB)

Factor (dB) = Cable Loss (dB) + Antenna Factor (dB/m) - Pre_Amplifier Gain (dB)

Site: AC2	Time: 2019/11/16 - 17:54
Limit: FCC_Part15.209_RSE(3m)	Engineer: Yeto Yin
Probe: AC2_BBHA9120D_1-18GHz	Polarity: Horizontal
EUT: HAN Access Point	Power: By PoE
Test Mode: Transmit by 802.11ax-HE80 at Channel 5290 MHz with AP361	

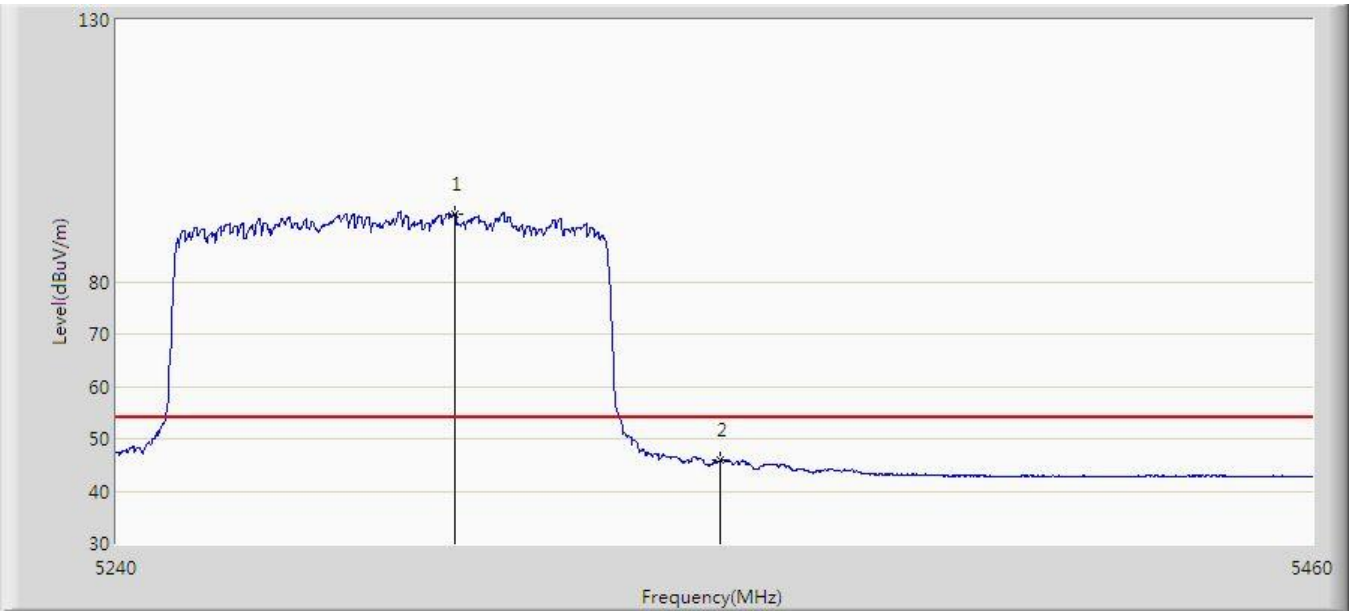

No	Flag	Mark	Frequency (MHz)	Measure Level (dBuV/m)	Reading Level (dBuV)	Margin (dB)	Limit (dBuV/m)	Factor (dB)	Type
1		*	5301.270	93.009	88.591	N/A	N/A	4.418	AV
2			5350.000	45.837	41.660	-8.163	54.000	4.177	AV

Note: Measure Level (dBµV/m) = Reading Level (dBµV) + Factor (dB)

Factor (dB) = Cable Loss (dB) + Antenna Factor (dB/m) - Pre_Amplifier Gain (dB)

Site: AC2	Time: 2019/11/16 - 17:56
Limit: FCC_Part15.209_RSE(3m)	Engineer: Yeto Yin
Probe: AC2_BBHA9120D_1-18GHz	Polarity: Vertical
EUT: HAN Access Point	Power: By PoE
Test Mode: Transmit by 802.11ax-HE80 at Channel 5290 MHz with AP361	

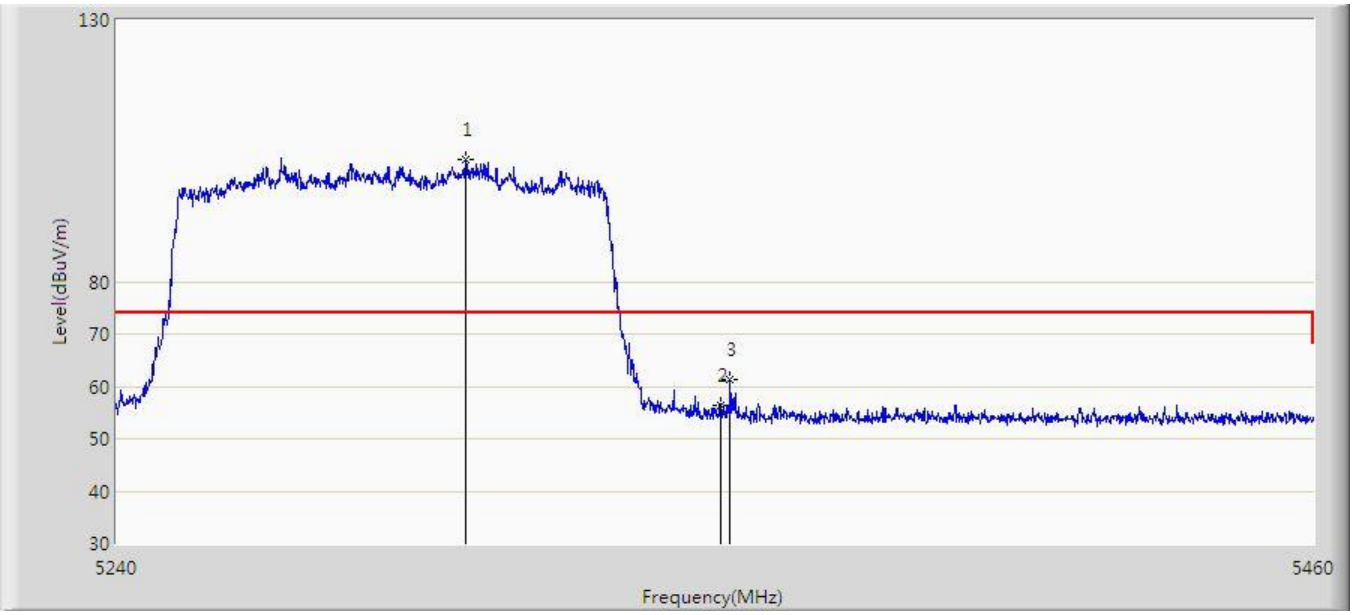

No	Flag	Mark	Frequency (MHz)	Measure Level (dBuV/m)	Reading Level (dBuV)	Margin (dB)	Limit (dBuV/m)	Factor (dB)	Type
1		*	5303.250	103.388	99.011	N/A	N/A	4.377	PK
2			5350.000	56.513	52.336	-17.487	74.000	4.177	PK
3			5351.760	61.238	57.049	-12.762	74.000	4.189	PK

Note: Measure Level (dBμV/m) = Reading Level (dBμV) + Factor (dB)

Factor (dB) = Cable Loss (dB) + Antenna Factor (dB/m) - Pre_Amplifier Gain (dB)

Site: AC2	Time: 2019/11/16 - 17:58
Limit: FCC_Part15.209_RSE(3m)	Engineer: Yeto Yin
Probe: AC2_BBHA9120D_1-18GHz	Polarity: Vertical
EUT: HAN Access Point	Power: By PoE
Test Mode: Transmit by 802.11ax-HE80 at Channel 5290 MHz with AP361	

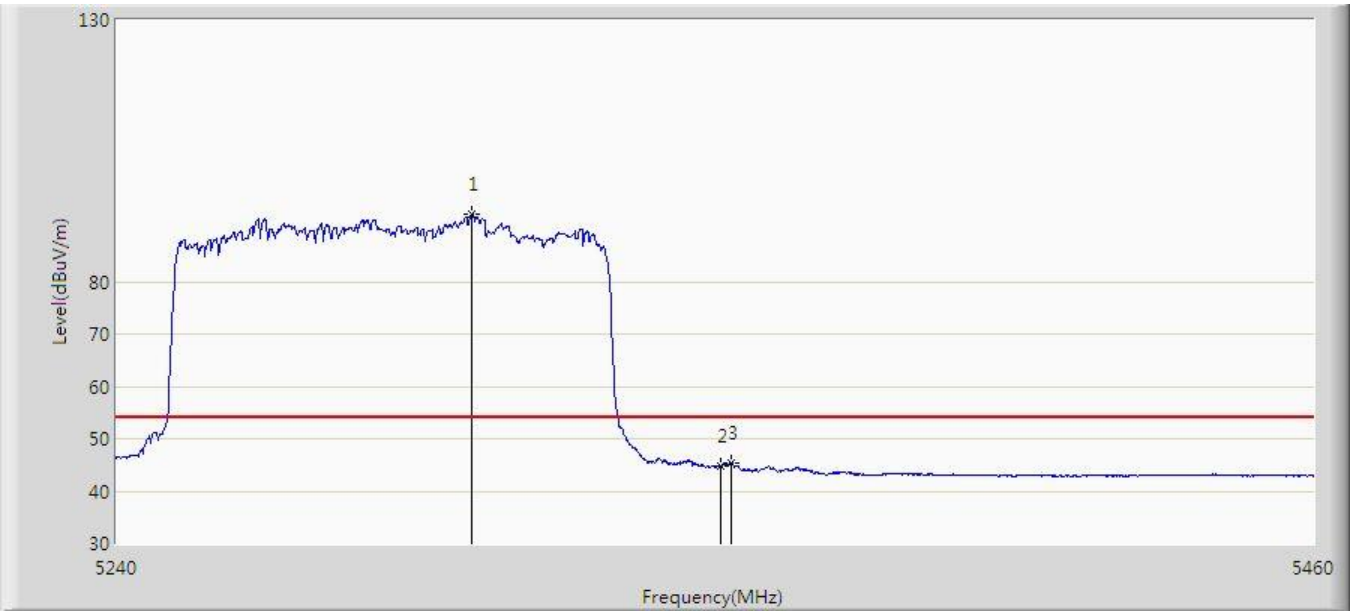

No	Flag	Mark	Frequency (MHz)	Measure Level (dBuV/m)	Reading Level (dBuV)	Margin (dB)	Limit (dBuV/m)	Factor (dB)	Type
1		*	5304.460	92.892	88.540	N/A	N/A	4.352	AV
2			5350.000	44.853	40.676	-9.147	54.000	4.177	AV
3			5351.980	45.479	41.288	-8.521	54.000	4.191	AV

Note: Measure Level (dBµV/m) = Reading Level (dBµV) + Factor (dB)

Factor (dB) = Cable Loss (dB) + Antenna Factor (dB/m) - Pre_Amplifier Gain (dB)

Site: AC2	Time: 2019/11/16 - 18:00
Limit: FCC_Part15.209_RSE(3m)	Engineer: Yeto Yin
Probe: AC2_BBHA9120D_1-18GHz	Polarity: Horizontal
EUT: HAN Access Point	Power: By PoE
Test Mode: Transmit by 802.11ax-HE80 at Channel 5530 MHz with AP361	

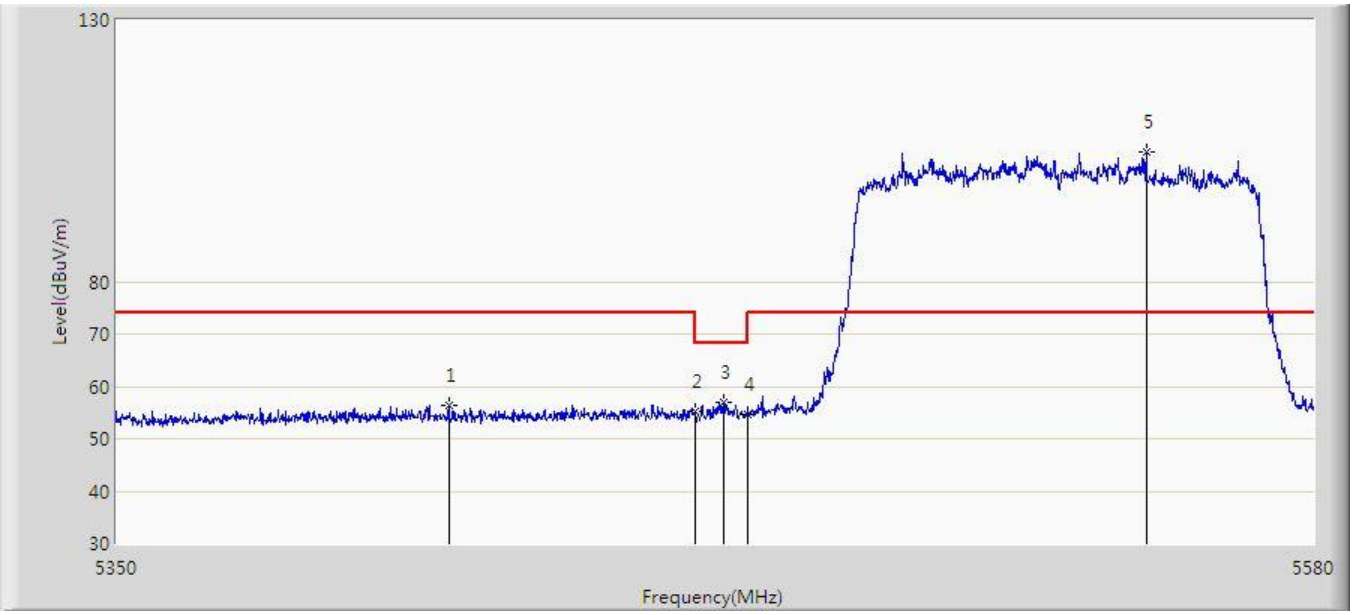

No	Flag	Mark	Frequency (MHz)	Measure Level (dBuV/m)	Reading Level (dBuV)	Margin (dB)	Limit (dBuV/m)	Factor (dB)	Type
1			5412.905	56.291	51.635	-17.709	74.000	4.655	PK
2			5460.000	55.104	50.664	-18.896	74.000	4.440	PK
3			5465.575	56.917	52.468	-11.283	68.200	4.448	PK
4			5470.000	54.754	50.298	-13.446	68.200	4.455	PK
5		*	5547.455	104.859	100.087	N/A	N/A	4.771	PK

Note: Measure Level (dBμV/m) = Reading Level (dBμV) + Factor (dB)

Factor (dB) = Cable Loss (dB) + Antenna Factor (dB/m) - Pre_Amplifier Gain (dB)

Site: AC2	Time: 2019/11/16 - 18:01
Limit: FCC_Part15.209_RSE(3m)	Engineer: Yeto Yin
Probe: AC2_BBHA9120D_1-18GHz	Polarity: Horizontal
EUT: HAN Access Point	Power: By PoE
Test Mode: Transmit by 802.11ax-HE80 at Channel 5530 MHz with AP361	

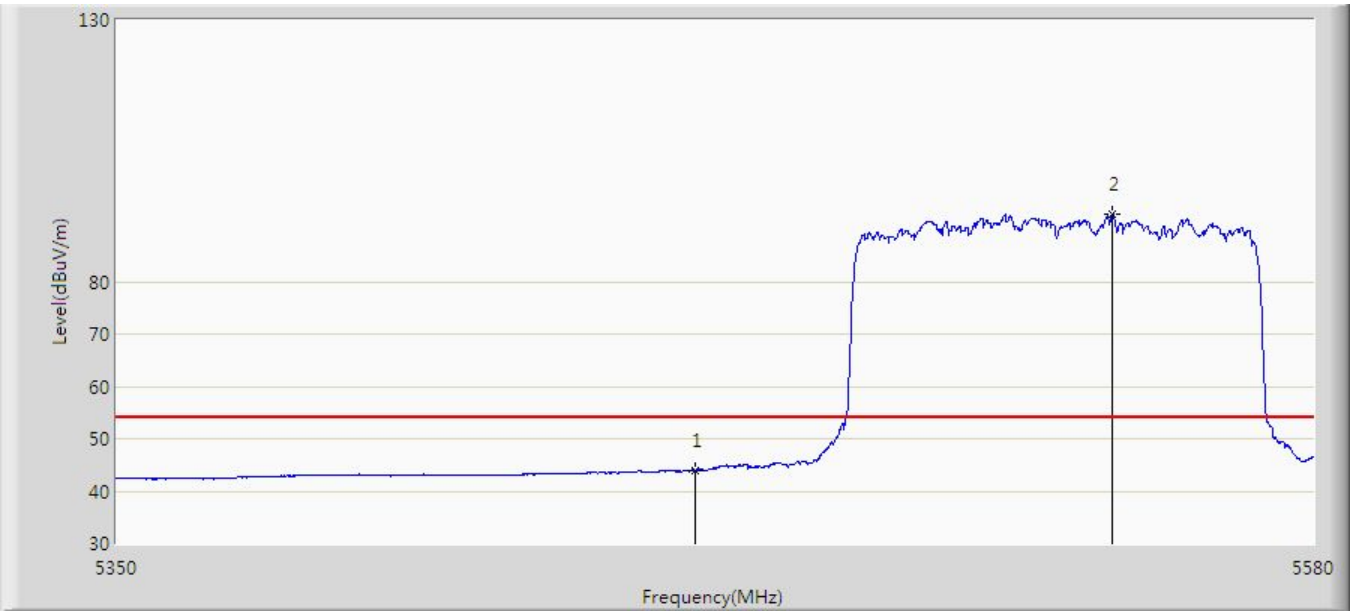

No	Flag	Mark	Frequency (MHz)	Measure Level (dBuV/m)	Reading Level (dBuV)	Margin (dB)	Limit (dBuV/m)	Factor (dB)	Type
1			5460.000	43.846	39.406	-10.154	54.000	4.440	AV
2		*	5540.785	92.984	88.087	N/A	N/A	4.896	AV

Note: Measure Level (dBµV/m) = Reading Level (dBµV) + Factor (dB)

Factor (dB) = Cable Loss (dB) + Antenna Factor (dB/m) - Pre_Amplifier Gain (dB)

Site: AC2	Time: 2019/11/16 - 18:03
Limit: FCC_Part15.209_RSE(3m)	Engineer: Yeto Yin
Probe: AC2_BBHA9120D_1-18GHz	Polarity: Vertical
EUT: HAN Access Point	Power: By PoE
Test Mode: Transmit by 802.11ax-HE80 at Channel 5530 MHz with AP361	

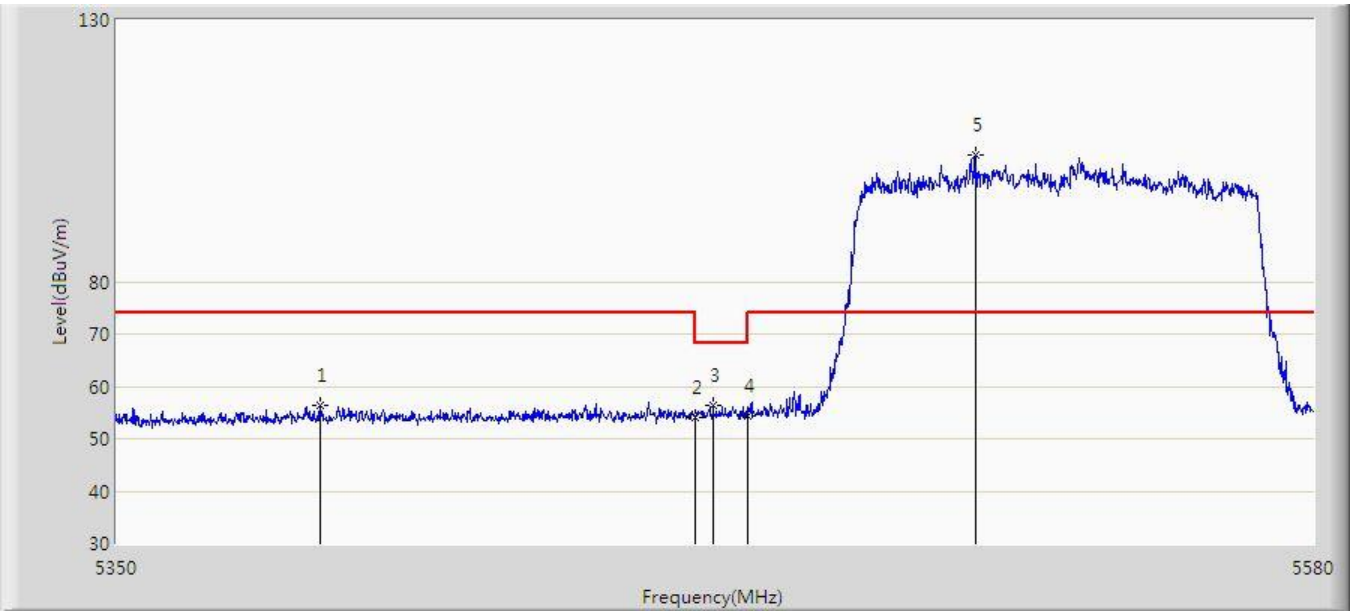

No	Flag	Mark	Frequency (MHz)	Measure Level (dBuV/m)	Reading Level (dBuV)	Margin (dB)	Limit (dBuV/m)	Factor (dB)	Type
1			5388.410	56.334	51.715	-17.666	74.000	4.620	PK
2			5460.000	54.093	49.653	-19.907	74.000	4.440	PK
3			5463.505	56.412	51.967	-11.788	68.200	4.445	PK
4			5470.000	54.265	49.809	-13.935	68.200	4.455	PK
5		*	5514.105	104.202	99.549	N/A	N/A	4.653	PK

Note: Measure Level (dBμV/m) = Reading Level (dBμV) + Factor (dB)

Factor (dB) = Cable Loss (dB) + Antenna Factor (dB/m) - Pre_Amplifier Gain (dB)

Site: AC2	Time: 2019/11/16 - 18:05
Limit: FCC_Part15.209_RSE(3m)	Engineer: Yeto Yin
Probe: AC2_BBHA9120D_1-18GHz	Polarity: Vertical
EUT: HAN Access Point	Power: By PoE
Test Mode: Transmit by 802.11ax-HE80 at Channel 5530 MHz with AP361	

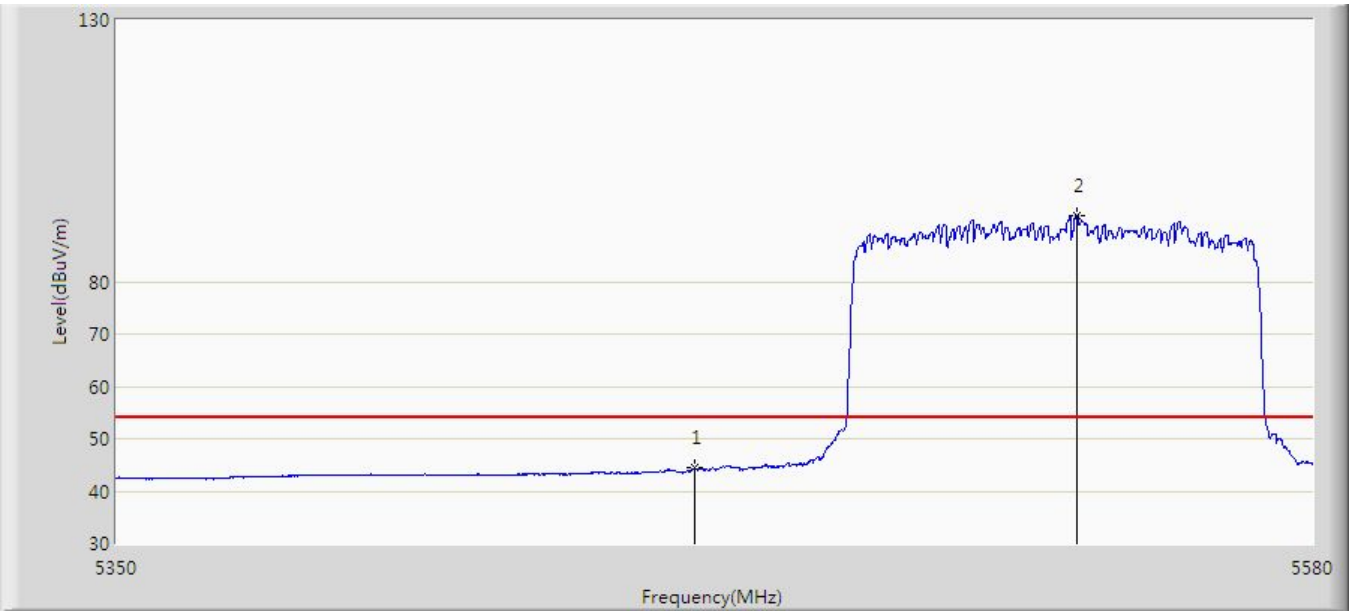

No	Flag	Mark	Frequency (MHz)	Measure Level (dBuV/m)	Reading Level (dBuV)	Margin (dB)	Limit (dBuV/m)	Factor (dB)	Type
1			5460.000	44.354	39.914	-9.646	54.000	4.440	AV
2		*	5534.000	92.615	87.710	N/A	N/A	4.905	AV

Note: Measure Level (dBμV/m) = Reading Level (dBμV) + Factor (dB)

Factor (dB) = Cable Loss (dB) + Antenna Factor (dB/m) - Pre_Amplifier Gain (dB)

Site: AC2	Time: 2019/11/16 - 18:06
Limit: FCC_Part15.209_RSE(3m)	Engineer: Yeto Yin
Probe: AC2_BBHA9120D_1-18GHz	Polarity: Horizontal
EUT: HAN Access Point	Power: By PoE
Test Mode: Transmit by 802.11ax-HE80 at Channel 5610 MHz with AP361	

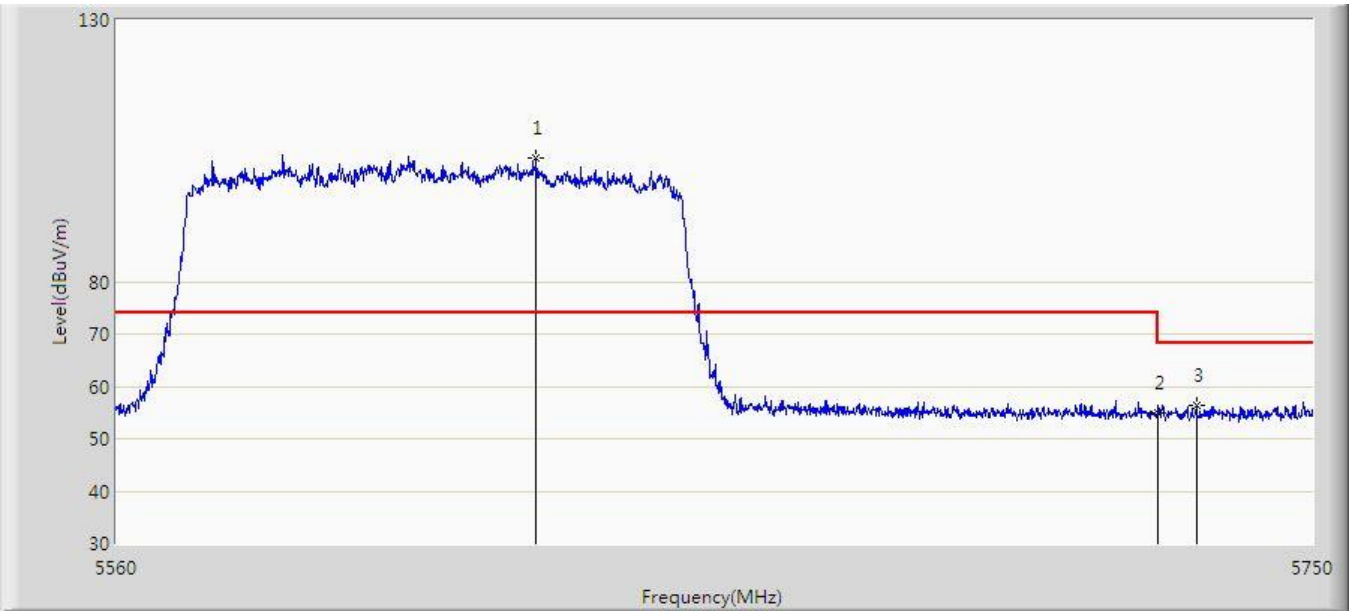

No	Flag	Mark	Frequency (MHz)	Measure Level (dBuV/m)	Reading Level (dBuV)	Margin (dB)	Limit (dBuV/m)	Factor (dB)	Type
1		*	5626.025	103.531	98.334	N/A	N/A	5.197	PK
2			5725.000	54.806	49.328	-13.394	68.200	5.478	PK
3			5731.285	56.283	50.777	-11.917	68.200	5.507	PK

Note: Measure Level (dBµV/m) = Reading Level (dBµV) + Factor (dB)

Factor (dB) = Cable Loss (dB) + Antenna Factor (dB/m) - Pre_Amplifier Gain (dB)

Site: AC2	Time: 2019/11/16 - 18:08
Limit: FCC_Part15.209_RSE(3m)	Engineer: Yeto Yin
Probe: AC2_BBHA9120D_1-18GHz	Polarity: Vertical
EUT: HAN Access Point	Power: By PoE
Test Mode: Transmit by 802.11ax-HE80 at Channel 5610 MHz with AP361	

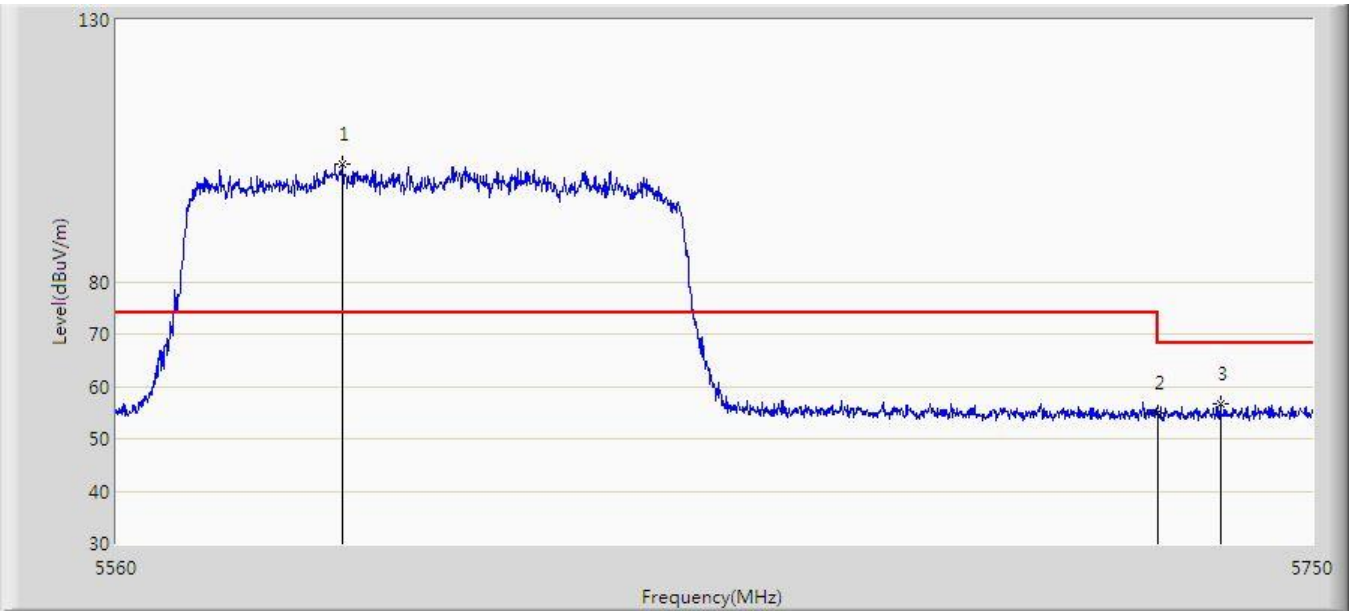

No	Flag	Mark	Frequency (MHz)	Measure Level (dBuV/m)	Reading Level (dBuV)	Margin (dB)	Limit (dBuV/m)	Factor (dB)	Type
1		*	5595.530	102.544	97.738	N/A	N/A	4.806	PK
2			5725.000	54.850	49.372	-13.350	68.200	5.478	PK
3			5735.275	56.705	51.178	-11.495	68.200	5.528	PK

Note: Measure Level (dBμV/m) = Reading Level (dBμV) + Factor (dB)

Factor (dB) = Cable Loss (dB) + Antenna Factor (dB/m) - Pre_Amplifier Gain (dB)

Site: AC2	Time: 2020/03/07 - 02:13
Limit: FCC_Part15.209_RSE(3m)	Engineer: Dillon Diao
Probe: AC2_BBHA9120D_1-18GHz	Polarity: Horizontal
EUT: HAN Access Point	Power: By PoE
Test Mode: Transmit by 802.11ax-HE80+80 at channel 5210+5290MHz with AP361	

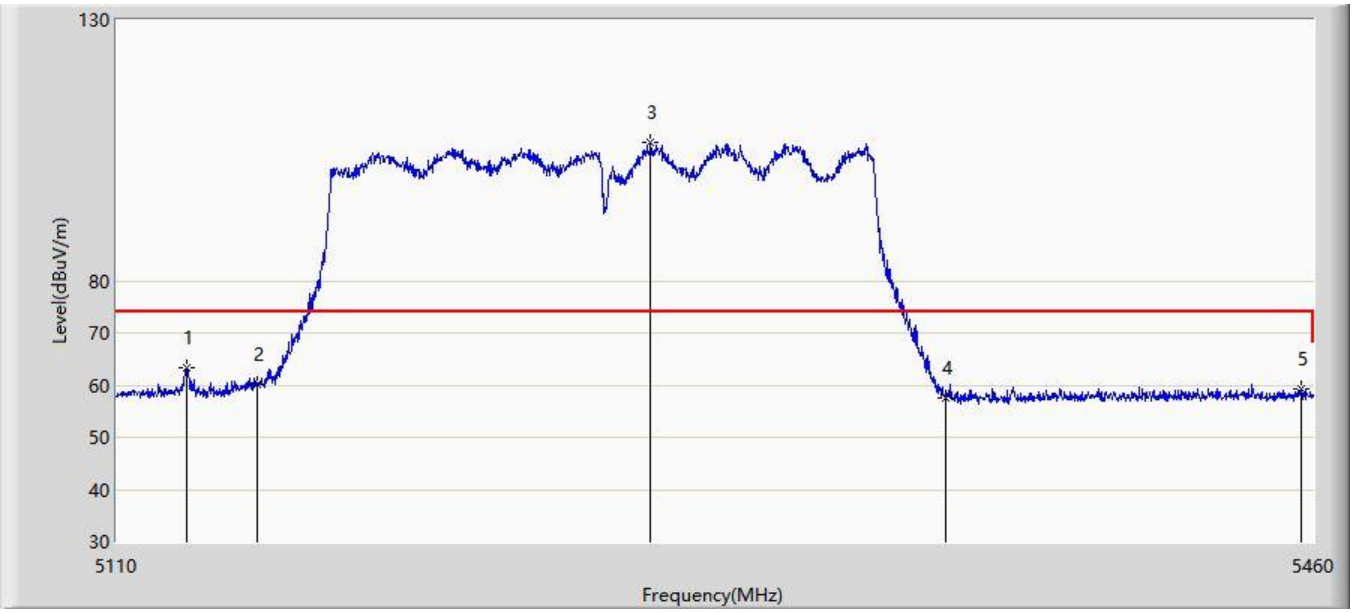

No	Flag	Mark	Frequency (MHz)	Measure Level (dBuV/m)	Reading Level (dBuV)	Margin (dB)	Limit (dBuV/m)	Factor (dB)	Type
1			5129.775	63.414	58.985	-10.586	74.000	4.430	PK
2			5150.000	60.105	55.663	-13.895	74.000	4.442	PK
3		*	5263.475	106.570	102.401	N/A	N/A	4.169	PK
4			5350.000	57.428	53.251	-16.572	74.000	4.177	PK
5			5456.150	59.369	54.935	-14.631	74.000	4.434	PK

Note: Measure Level (dBμV/m) = Reading Level (dBμV) + Factor (dB)

Factor (dB) = Cable Loss (dB) + Antenna Factor (dB/m) - Pre_Amplifier Gain (dB)

Site: AC2	Time: 2020/03/07 - 02:15
Limit: FCC_Part15.209_RSE(3m)	Engineer: Dillon Diao
Probe: AC2_BBHA9120D_1-18GHz	Polarity: Horizontal
EUT: HAN Access Point	Power: By PoE
Test Mode: Transmit by 802.11ax-HE80+80 at channel 5210+5290MHz with AP361	

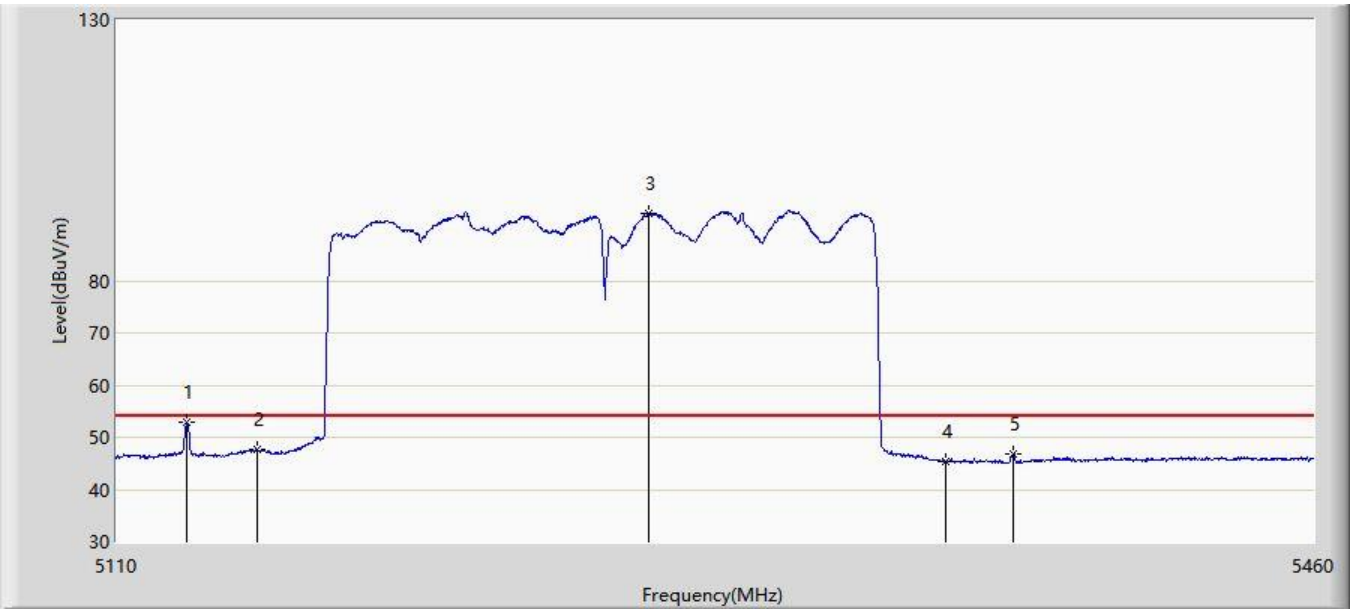

No	Flag	Mark	Frequency (MHz)	Measure Level (dBuV/m)	Reading Level (dBuV)	Margin (dB)	Limit (dBuV/m)	Factor (dB)	Type
1			5129.950	53.024	48.596	-0.976	54.000	4.429	AV
2			5150.000	47.774	43.332	-6.226	54.000	4.442	AV
3		*	5262.775	92.910	88.747	N/A	N/A	4.162	AV
4			5350.000	45.487	41.310	-8.513	54.000	4.177	AV
5			5370.050	46.807	42.539	-7.193	54.000	4.268	AV

Note: Measure Level (dBμV/m) = Reading Level (dBμV) + Factor (dB)

Factor (dB) = Cable Loss (dB) + Antenna Factor (dB/m) - Pre_Amplifier Gain (dB)

Site: AC2	Time: 2020/03/07 - 02:16
Limit: FCC_Part15.209_RSE(3m)	Engineer: Dillon Diao
Probe: AC2_BBHA9120D_1-18GHz	Polarity: Vertical
EUT: HAN Access Point	Power: By PoE
Test Mode: Transmit by 802.11ax-HE80+80 at channel 5210+5290MHz with AP361	

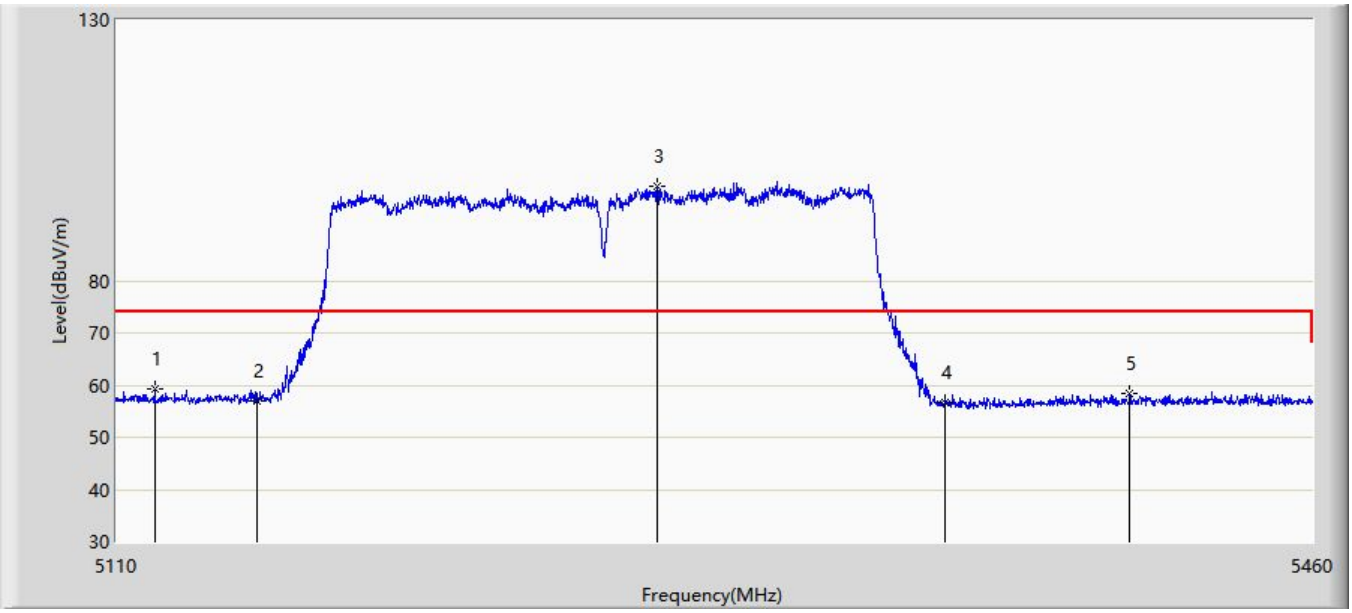

No	Flag	Mark	Frequency (MHz)	Measure Level (dBuV/m)	Reading Level (dBuV)	Margin (dB)	Limit (dBuV/m)	Factor (dB)	Type
1			5120.850	59.236	54.752	-14.764	74.000	4.484	PK
2			5150.000	57.074	52.632	-16.926	74.000	4.442	PK
3		*	5265.400	98.128	93.939	N/A	N/A	4.189	PK
4			5350.000	56.649	52.472	-17.351	74.000	4.177	PK
5			5405.050	58.308	53.642	-15.692	74.000	4.666	PK

Note: Measure Level (dBμV/m) = Reading Level (dBμV) + Factor (dB)

Factor (dB) = Cable Loss (dB) + Antenna Factor (dB/m) - Pre_Amplifier Gain (dB)

Site: AC2	Time: 2020/03/07 - 02:17
Limit: FCC_Part15.209_RSE(3m)	Engineer: Dillon Diao
Probe: AC2_BBHA9120D_1-18GHz	Polarity: Vertical
EUT: HAN Access Point	Power: By PoE
Test Mode: Transmit by 802.11ax-HE80+80 at channel 5210+5290MHz with AP361	

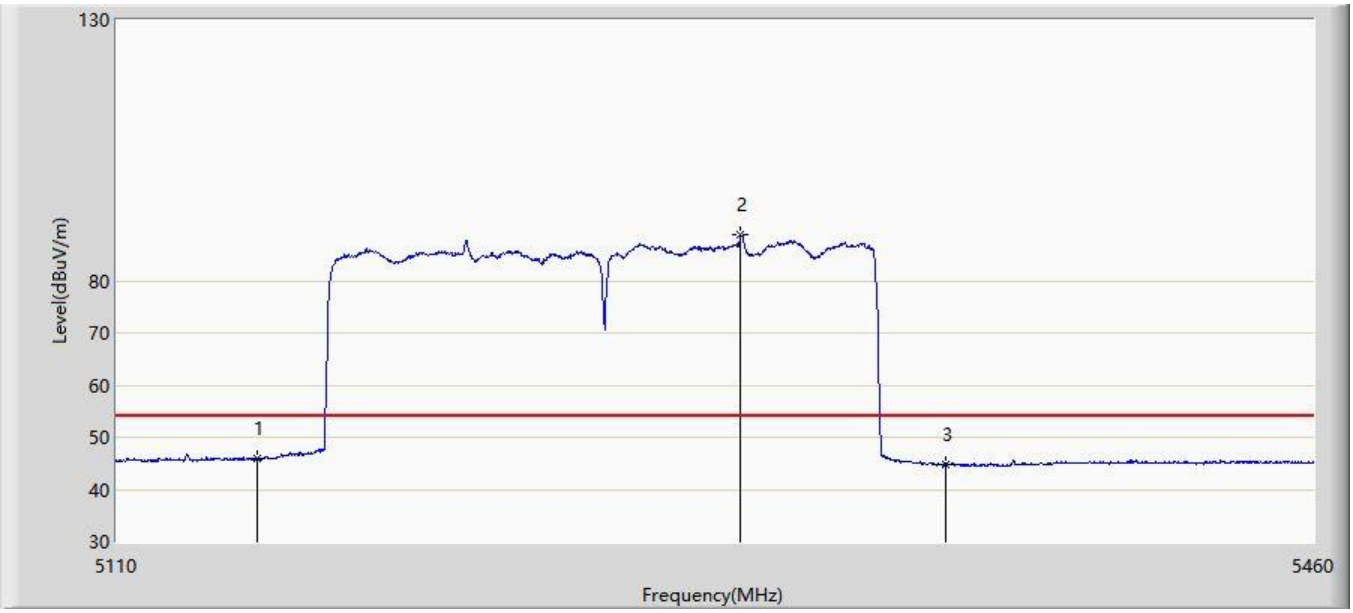

No	Flag	Mark	Frequency (MHz)	Measure Level (dBuV/m)	Reading Level (dBuV)	Margin (dB)	Limit (dBuV/m)	Factor (dB)	Type
1			5150.000	45.969	41.527	-8.031	54.000	4.442	AV
2		*	5289.725	88.906	84.546	N/A	N/A	4.360	AV
3			5350.000	44.811	40.634	-9.189	54.000	4.177	AV

Note: Measure Level (dBμV/m) = Reading Level (dBμV) + Factor (dB)

Factor (dB) = Cable Loss (dB) + Antenna Factor (dB/m) - Pre_Amplifier Gain (dB)

Site: AC2	Time: 2020/03/07 - 02:18
Limit: FCC_Part15.209_RSE(3m)	Engineer: Dillon Diao
Probe: AC2_BBHA9120D_1-18GHz	Polarity: Horizontal
EUT: HAN Access Point	Power: By PoE
Test Mode: Transmit by 802.11ax-HE80+80 at channel 5530+5610MHz with AP361	

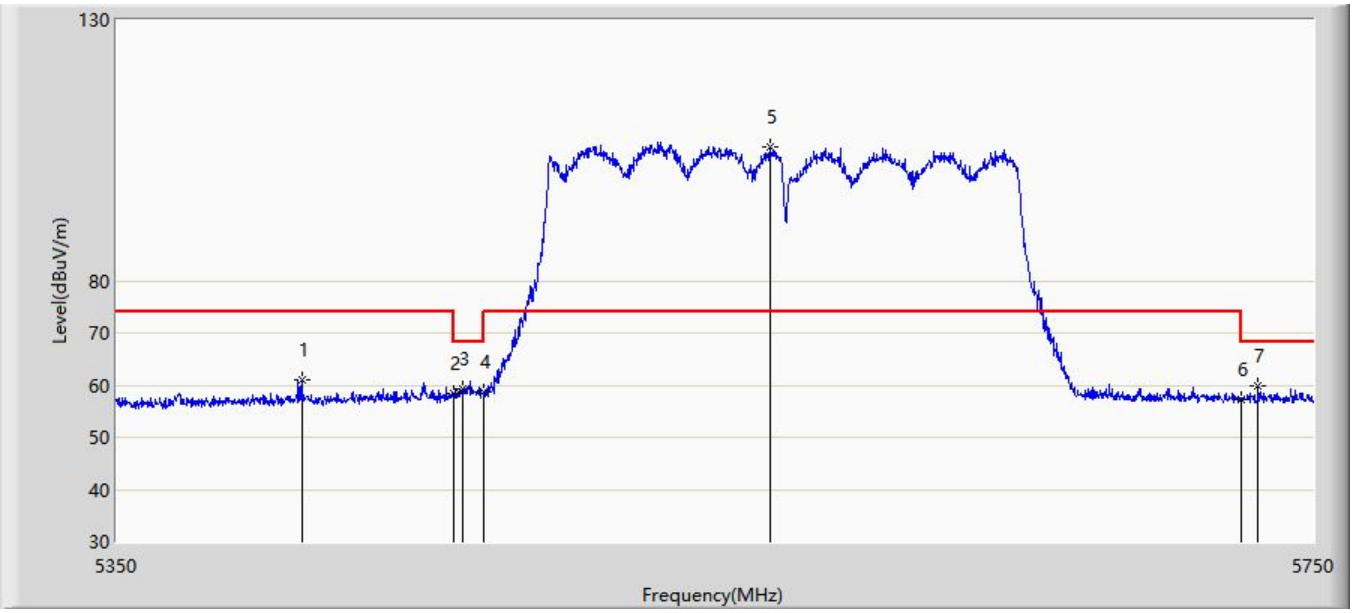

No	Flag	Mark	Frequency (MHz)	Measure Level (dBuV/m)	Reading Level (dBuV)	Margin (dB)	Limit (dBuV/m)	Factor (dB)	Type
1			5410.200	61.068	56.409	-12.932	74.000	4.659	PK
2			5460.000	58.523	54.083	-15.477	74.000	4.440	PK
3			5462.600	59.292	54.848	-8.908	68.200	4.444	PK
4			5470.000	58.601	54.145	-9.599	68.200	4.455	PK
5		*	5565.200	105.581	100.868	N/A	N/A	4.713	PK
6			5725.000	57.149	51.671	-11.051	68.200	5.478	PK
7			5730.800	59.864	54.360	-8.336	68.200	5.503	PK

Note: Measure Level (dBμV/m) = Reading Level (dBμV) + Factor (dB)

Factor (dB) = Cable Loss (dB) + Antenna Factor (dB/m) - Pre_Amplifier Gain (dB)

Site: AC2	Time: 2020/03/07 - 02:20
Limit: FCC_Part15.209_RSE(3m)	Engineer: Dillon Diao
Probe: AC2_BBHA9120D_1-18GHz	Polarity: Horizontal
EUT: HAN Access Point	Power: By PoE
Test Mode: Transmit by 802.11ax-HE80+80 at channel 5530+5610MHz with AP361	

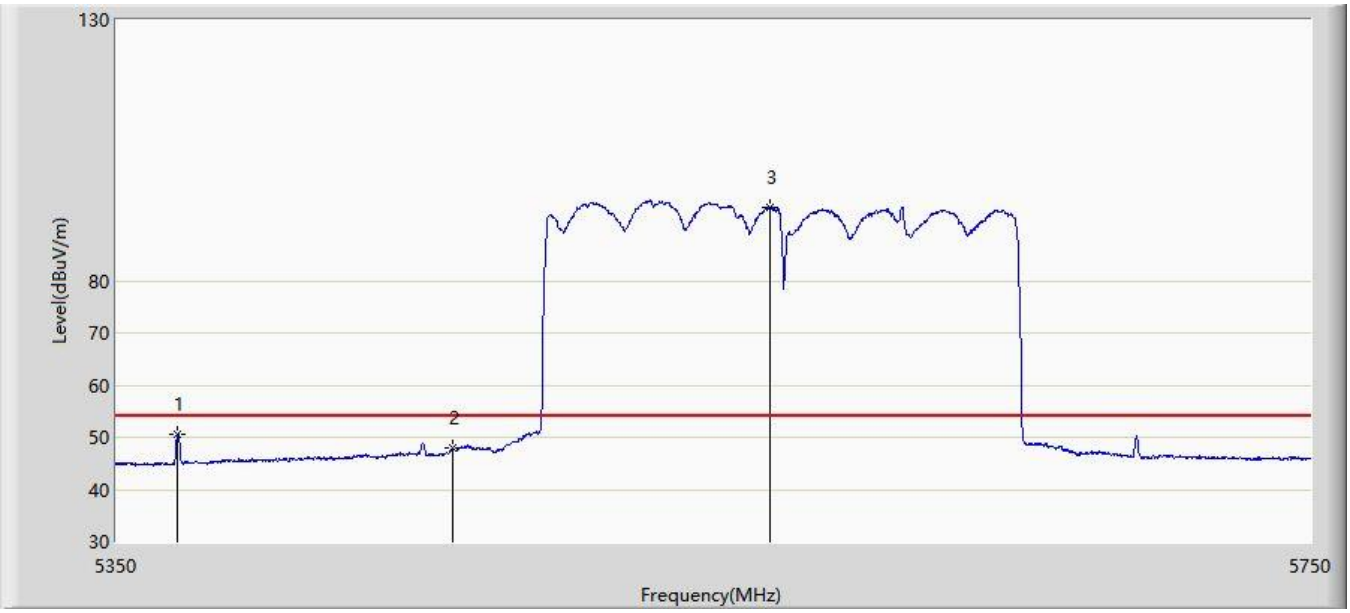

No	Flag	Mark	Frequency (MHz)	Measure Level (dBuV/m)	Reading Level (dBuV)	Margin (dB)	Limit (dBuV/m)	Factor (dB)	Type
1			5370.000	50.577	46.310	-3.423	54.000	4.267	AV
2			5460.000	47.832	43.392	-6.168	54.000	4.440	AV
3		*	5565.600	94.175	89.458	N/A	N/A	4.718	AV

Note: Measure Level (dBμV/m) = Reading Level (dBμV) + Factor (dB)

Factor (dB) = Cable Loss (dB) + Antenna Factor (dB/m) - Pre_Amplifier Gain (dB)

Site: AC2	Time: 2020/03/07 - 02:20
Limit: FCC_Part15.209_RSE(3m)	Engineer: Dillon Diao
Probe: AC2_BBHA9120D_1-18GHz	Polarity: Vertical
EUT: HAN Access Point	Power: By PoE
Test Mode: Transmit by 802.11ax-HE80+80 at channel 5530+5610MHz with AP361	

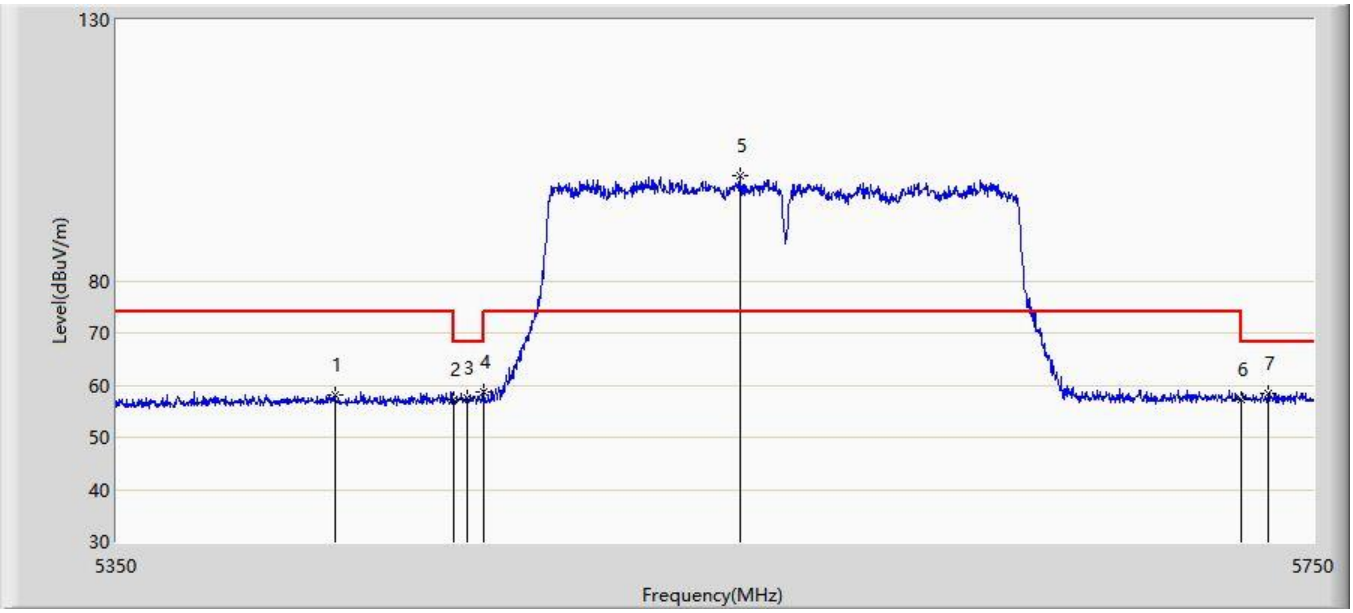

No	Flag	Mark	Frequency (MHz)	Measure Level (dBuV/m)	Reading Level (dBuV)	Margin (dB)	Limit (dBuV/m)	Factor (dB)	Type
1			5420.800	58.107	53.457	-15.893	74.000	4.650	PK
2			5460.000	57.385	52.945	-16.615	74.000	4.440	PK
3			5464.200	57.637	53.190	-10.563	68.200	4.446	PK
4			5470.000	58.836	54.380	-9.364	68.200	4.455	PK
5		*	5554.800	100.114	95.480	N/A	N/A	4.633	PK
6			5725.000	57.168	51.690	-11.032	68.200	5.478	PK
7			5734.200	58.511	52.989	-9.689	68.200	5.522	PK

Note: Measure Level (dBµV/m) = Reading Level (dBµV) + Factor (dB)

Factor (dB) = Cable Loss (dB) + Antenna Factor (dB/m) - Pre_Amplifier Gain (dB)

Site: AC2	Time: 2020/03/07 - 02:21
Limit: FCC_Part15.209_RSE(3m)	Engineer: Dillon Diao
Probe: AC2_BBHA9120D_1-18GHz	Polarity: Vertical
EUT: HAN Access Point	Power: By PoE
Test Mode: Transmit by 802.11ax-HE80+80 at channel 5530+5610MHz with AP361	

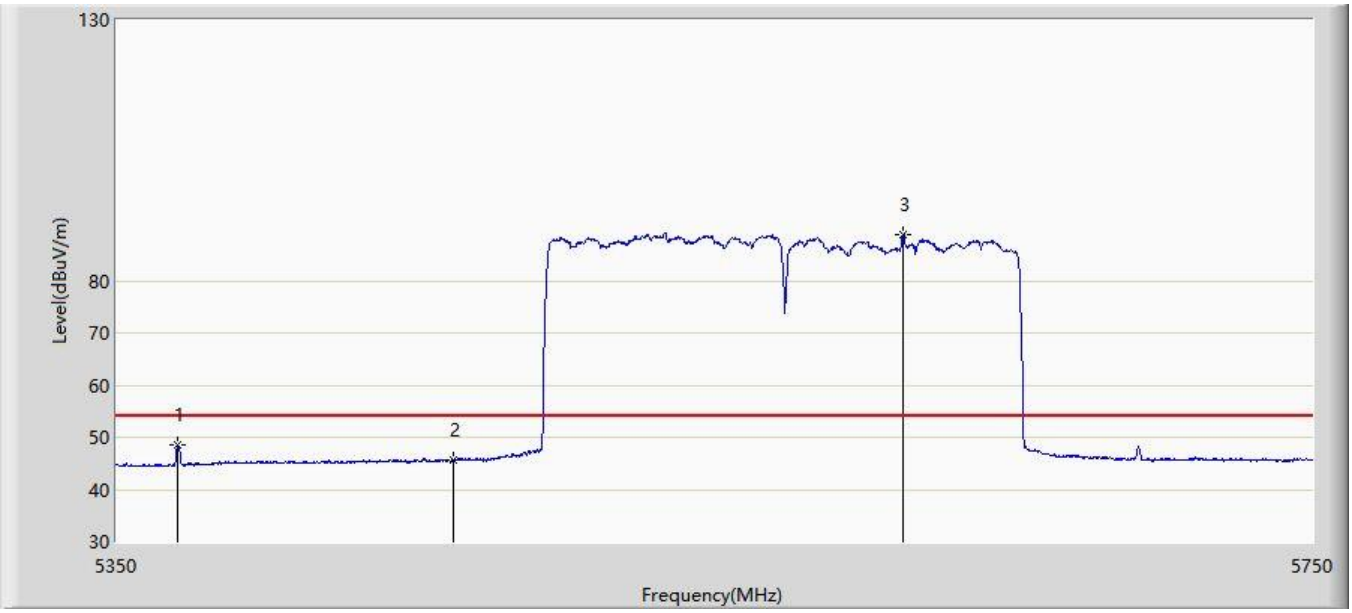

No	Flag	Mark	Frequency (MHz)	Measure Level (dBuV/m)	Reading Level (dBuV)	Margin (dB)	Limit (dBuV/m)	Factor (dB)	Type
1			5370.000	48.419	44.152	-5.581	54.000	4.267	AV
2			5460.000	45.637	41.197	-8.363	54.000	4.440	AV
3		*	5610.000	88.925	83.945	N/A	N/A	4.979	AV

Note: Measure Level (dBμV/m) = Reading Level (dBμV) + Factor (dB)

Factor (dB) = Cable Loss (dB) + Antenna Factor (dB/m) - Pre_Amplifier Gain (dB)

Site: AC1	Time: 2019/11/09 - 08:09
Limit: FCC_Part15.209_RSE(3m)	Engineer: Bacon Dong
Probe: BBHA9120D_1-18GHz	Polarity: Horizontal
EUT: HAN Access Point	Power: By PoE
Test Mode: Transmit by 802.11a at Channel 5320MHz with AP361D CDD Mode	

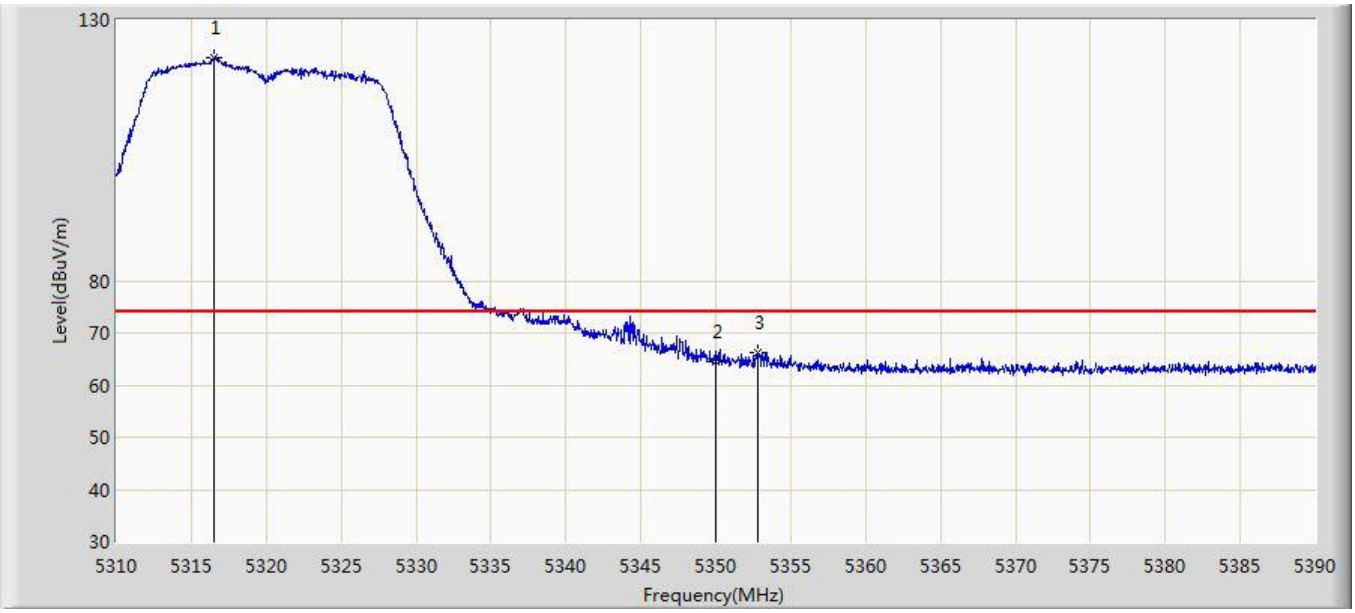

No	Flag	Mark	Frequency (MHz)	Measure Level (dBuV/m)	Reading Level (dBuV)	Margin (dB)	Limit (dBuV/m)	Factor (dB)	Type
1		*	5316.560	122.768	116.425	N/A	N/A	6.344	PK
2			5350.000	64.425	58.098	-9.575	74.000	6.327	PK
3			5352.840	66.204	59.871	-7.796	74.000	6.333	PK

Note: Measure Level (dBμV/m) = Reading Level (dBμV) + Factor (dB)

Factor (dB) = Cable Loss (dB) + Antenna Factor (dB/m) - Pre_Amplifier Gain (dB)

Site: AC1	Time: 2019/11/09 - 08:07
Limit: FCC_Part15.209_RSE(3m)	Engineer: Bacon Dong
Probe: BBHA9120D_1-18GHz	Polarity: Horizontal
EUT: HAN Access Point	Power: By PoE
Test Mode: Transmit by 802.11a at Channel 5320MHz with AP361D CDD Mode	

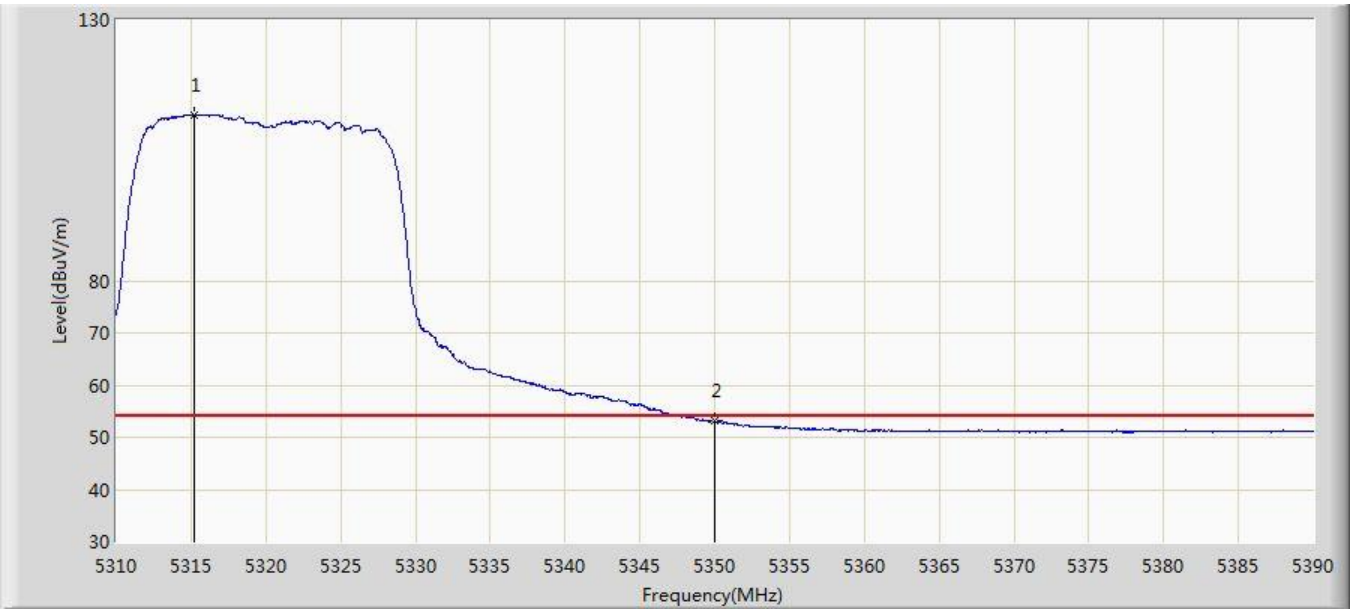

No	Flag	Mark	Frequency (MHz)	Measure Level (dBuV/m)	Reading Level (dBuV)	Margin (dB)	Limit (dBuV/m)	Factor (dB)	Type
1	X	*	5315.200	111.853	105.515	N/A	N/A	6.337	AV
2			5350.000	53.218	46.891	-0.782	54.000	6.327	AV

Note: Measure Level (dBµV/m) = Reading Level (dBµV) + Factor (dB)

Factor (dB) = Cable Loss (dB) + Antenna Factor (dB/m) - Pre_Amplifier Gain (dB)

Site: AC1	Time: 2019/11/09 - 08:10
Limit: FCC_Part15.209_RSE(3m)	Engineer: Bacon Dong
Probe: BBHA9120D_1-18GHz	Polarity: Vertical
EUT: HAN Access Point	Power: By PoE
Test Mode: Transmit by 802.11a at Channel 5320MHz with AP361D CDD Mode	

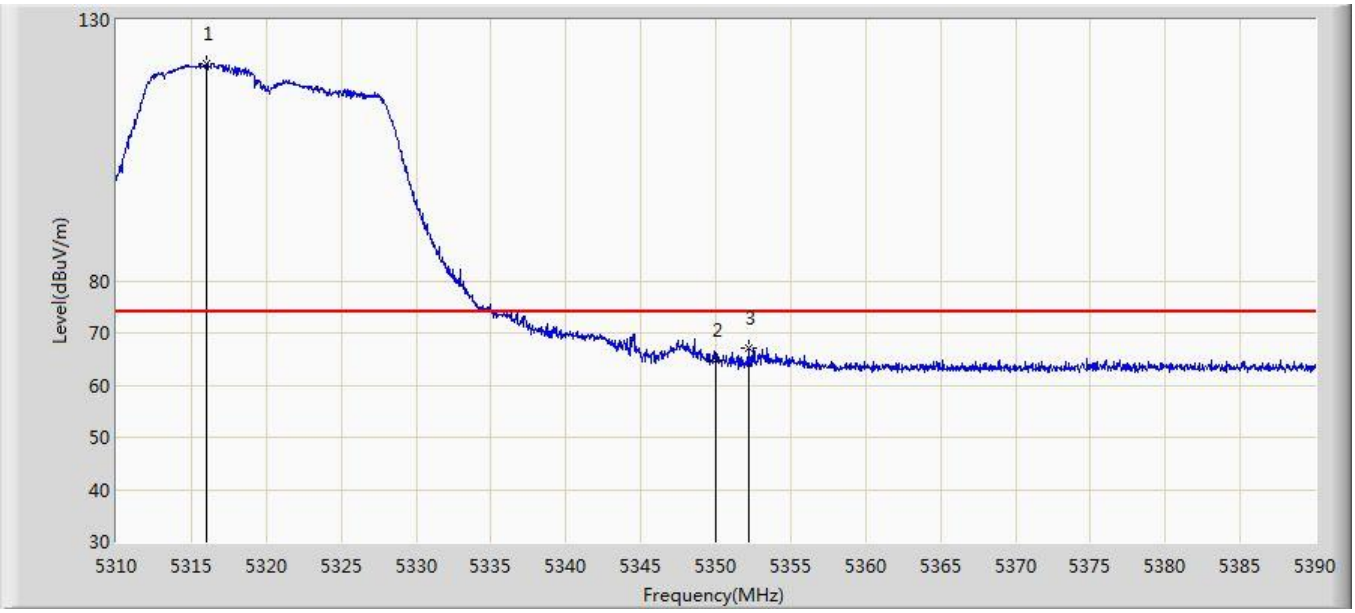

No	Flag	Mark	Frequency (MHz)	Measure Level (dBuV/m)	Reading Level (dBuV)	Margin (dB)	Limit (dBuV/m)	Factor (dB)	Type
1		*	5316.000	121.528	115.187	N/A	N/A	6.342	PK
2			5350.000	64.729	58.402	-9.271	74.000	6.327	PK
3			5352.160	67.240	60.912	-6.760	74.000	6.327	PK

Note: Measure Level (dBμV/m) = Reading Level (dBμV) + Factor (dB)

Factor (dB) = Cable Loss (dB) + Antenna Factor (dB/m) - Pre_Amplifier Gain (dB)

Site: AC1	Time: 2019/11/09 - 08:12
Limit: FCC_Part15.209_RSE(3m)	Engineer: Bacon Dong
Probe: BBHA9120D_1-18GHz	Polarity: Vertical
EUT: HAN Access Point	Power: By PoE
Test Mode: Transmit by 802.11a at Channel 5320MHz with AP361D CDD Mode	

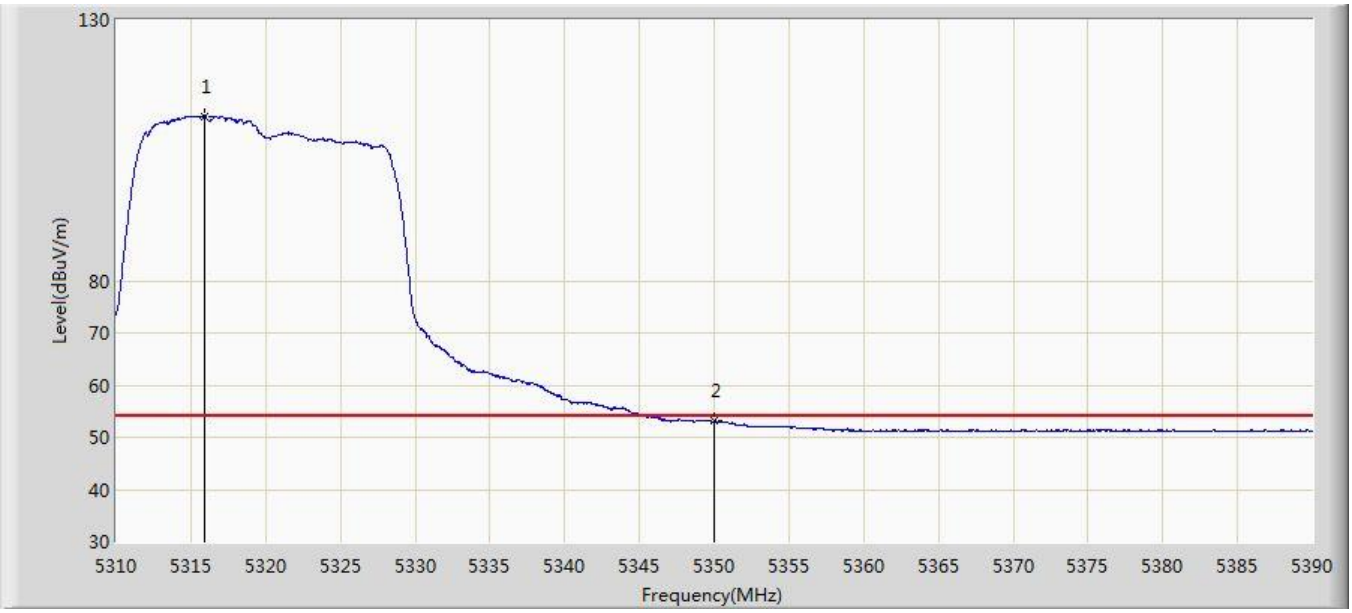

No	Flag	Mark	Frequency (MHz)	Measure Level (dBuV/m)	Reading Level (dBuV)	Margin (dB)	Limit (dBuV/m)	Factor (dB)	Type
1	X	*	5315.880	111.562	105.222	N/A	N/A	6.340	AV
2			5350.000	53.121	46.794	-0.879	54.000	6.327	AV

Note: Measure Level (dBµV/m) = Reading Level (dBµV) + Factor (dB)

Factor (dB) = Cable Loss (dB) + Antenna Factor (dB/m) - Pre_Amplifier Gain (dB)

Site: AC1	Time: 2019/11/09 - 08:17
Limit: FCC_Part15.209_RSE(3m)	Engineer: Bacon Dong
Probe: BBHA9120D_1-18GHz	Polarity: Horizontal
EUT: HAN Access Point	Power: By PoE
Test Mode: Transmit by 802.11a at Channel 5500MHz with AP361D CDD Mode	

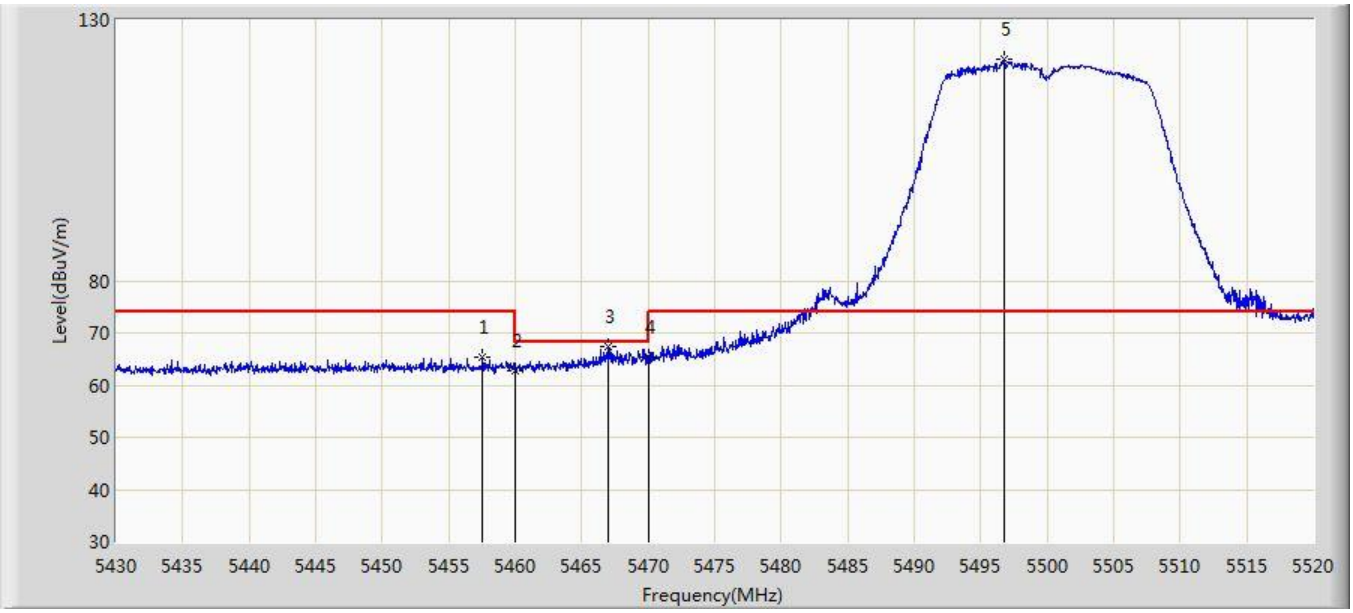

No	Flag	Mark	Frequency (MHz)	Measure Level (dBuV/m)	Reading Level (dBuV)	Margin (dB)	Limit (dBuV/m)	Factor (dB)	Type
1			5457.540	65.247	58.623	-8.753	74.000	6.623	PK
2			5460.000	62.836	56.224	-11.164	74.000	6.612	PK
3			5466.945	67.396	60.815	-0.804	68.200	6.580	PK
4			5470.000	65.506	58.939	-2.694	68.200	6.567	PK
5		*	5496.780	122.415	115.731	N/A	N/A	6.684	PK

Note: Measure Level (dBμV/m) = Reading Level (dBμV) + Factor (dB)

Factor (dB) = Cable Loss (dB) + Antenna Factor (dB/m) - Pre_Amplifier Gain (dB)

Site: AC1	Time: 2019/11/09 - 08:18
Limit: FCC_Part15.209_RSE(3m)	Engineer: Bacon Dong
Probe: BBHA9120D_1-18GHz	Polarity: Horizontal
EUT: HAN Access Point	Power: By PoE
Test Mode: Transmit by 802.11a at Channel 5500MHz with AP361D CDD Mode	

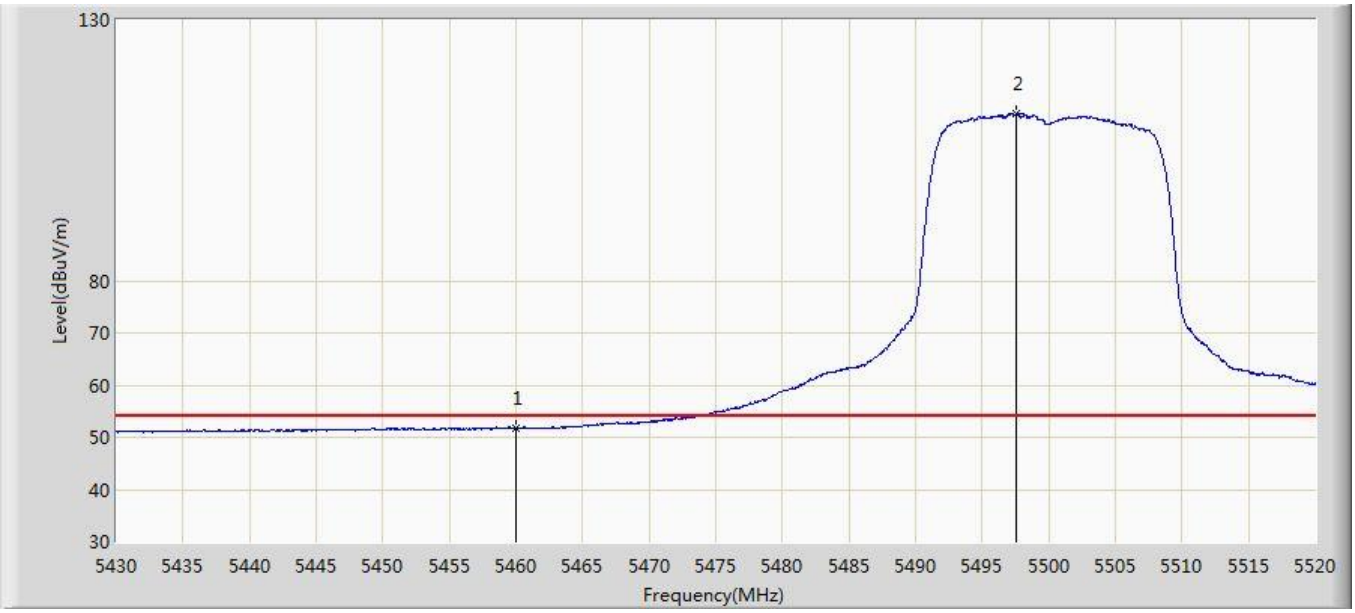

No	Flag	Mark	Frequency (MHz)	Measure Level (dBuV/m)	Reading Level (dBuV)	Margin (dB)	Limit (dBuV/m)	Factor (dB)	Type
1			5460.000	51.801	45.189	-2.199	54.000	6.612	AV
2	X	*	5497.545	112.011	105.321	N/A	N/A	6.690	AV

Note: Measure Level (dBµV/m) = Reading Level (dBµV) + Factor (dB)

Factor (dB) = Cable Loss (dB) + Antenna Factor (dB/m) - Pre_Amplifier Gain (dB)

Site: AC1	Time: 2019/11/09 - 08:20
Limit: FCC_Part15.209_RSE(3m)	Engineer: Bacon Dong
Probe: BBHA9120D_1-18GHz	Polarity: Vertical
EUT: HAN Access Point	Power: By PoE
Test Mode: Transmit by 802.11a at Channel 5500MHz with AP361D CDD Mode	

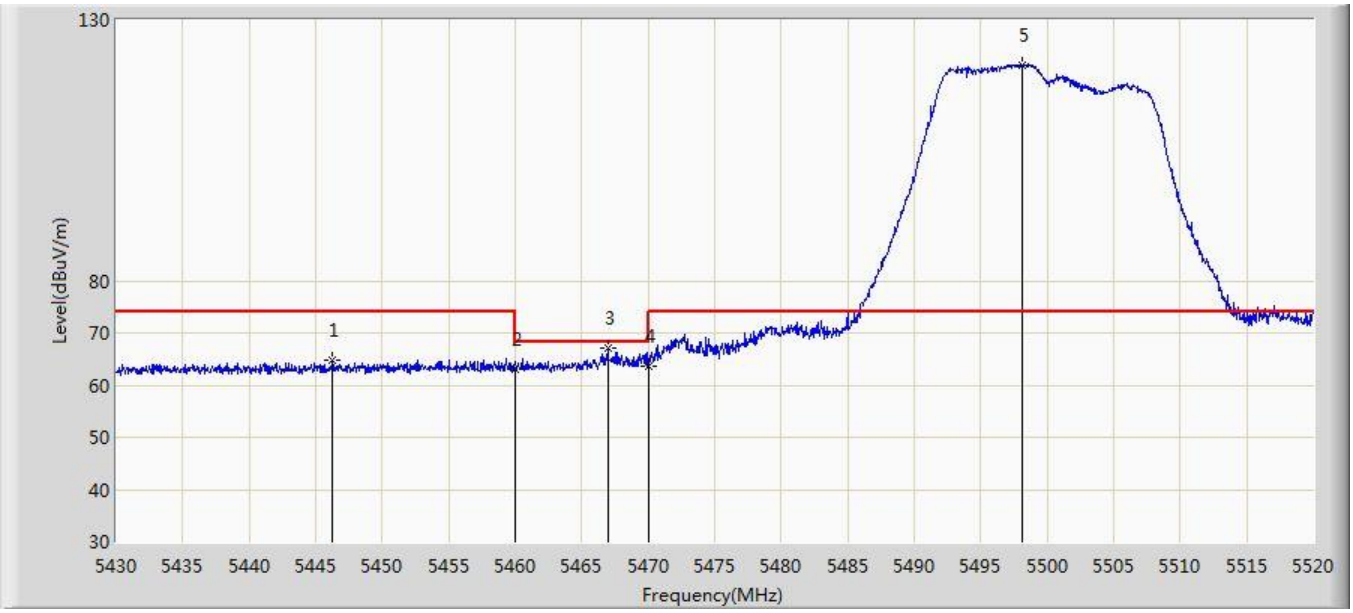

No	Flag	Mark	Frequency (MHz)	Measure Level (dBuV/m)	Reading Level (dBuV)	Margin (dB)	Limit (dBuV/m)	Factor (dB)	Type
1			5446.290	64.916	58.308	-9.084	74.000	6.608	PK
2			5460.000	63.089	56.477	-10.911	74.000	6.612	PK
3			5466.945	67.076	60.495	-1.124	68.200	6.580	PK
4			5470.000	63.667	57.100	-4.533	68.200	6.567	PK
5		*	5498.175	121.215	114.521	N/A	N/A	6.694	PK

Note: Measure Level (dBμV/m) = Reading Level (dBμV) + Factor (dB)

Factor (dB) = Cable Loss (dB) + Antenna Factor (dB/m) - Pre_Amplifier Gain (dB)

Site: AC1	Time: 2019/11/09 - 08:20
Limit: FCC_Part15.209_RSE(3m)	Engineer: Bacon Dong
Probe: BBHA9120D_1-18GHz	Polarity: Vertical
EUT: HAN Access Point	Power: By PoE
Test Mode: Transmit by 802.11a at Channel 5500MHz with AP361D CDD Mode	

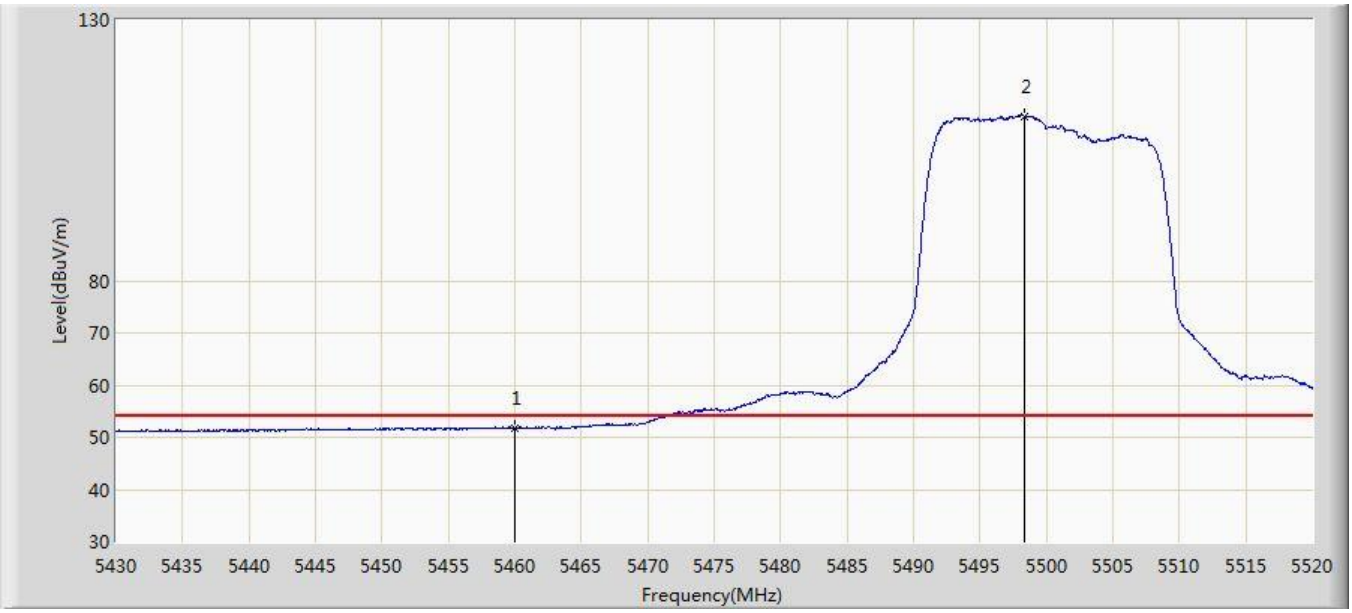

No	Flag	Mark	Frequency (MHz)	Measure Level (dBuV/m)	Reading Level (dBuV)	Margin (dB)	Limit (dBuV/m)	Factor (dB)	Type
1			5460.000	51.776	45.164	-2.224	54.000	6.612	AV
2	X	*	5498.400	111.583	104.887	N/A	N/A	6.696	AV

Note: Measure Level (dBµV/m) = Reading Level (dBµV) + Factor (dB)

Factor (dB) = Cable Loss (dB) + Antenna Factor (dB/m) - Pre_Amplifier Gain (dB)

Site: AC1	Time: 2019/11/09 - 08:26
Limit: FCC_Part15.209_RSE(3m)	Engineer: Bacon Dong
Probe: BBHA9120D_1-18GHz	Polarity: Horizontal
EUT: HAN Access Point	Power: By PoE
Test Mode: Transmit by 802.11a at Channel 5700MHz with AP361D CDD Mode	

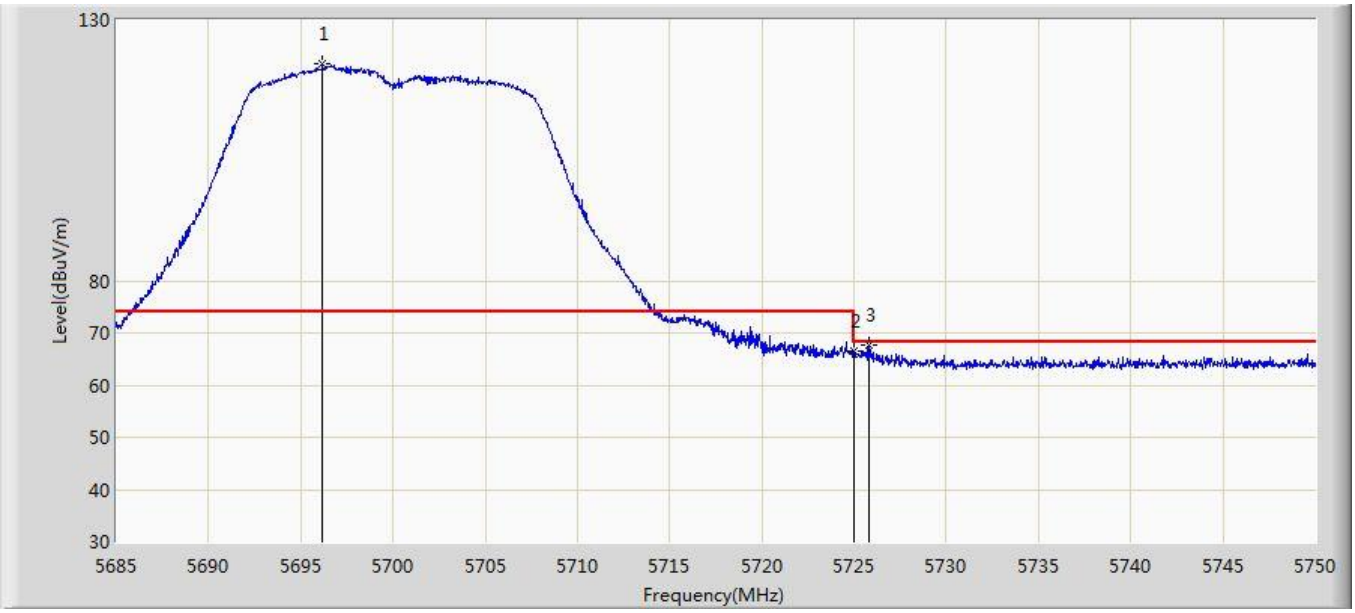

No	Flag	Mark	Frequency (MHz)	Measure Level (dBuV/m)	Reading Level (dBuV)	Margin (dB)	Limit (dBuV/m)	Factor (dB)	Type
1		*	5696.180	121.695	114.815	N/A	N/A	6.880	PK
2			5725.000	66.557	59.690	-1.643	68.200	6.867	PK
3			5725.820	67.610	60.749	-0.590	68.200	6.861	PK

Note: Measure Level (dBμV/m) = Reading Level (dBμV) + Factor (dB)

Factor (dB) = Cable Loss (dB) + Antenna Factor (dB/m) - Pre_Amplifier Gain (dB)

Site: AC1	Time: 2019/11/09 - 08:27
Limit: FCC_Part15.209_RSE(3m)	Engineer: Bacon Dong
Probe: BBHA9120D_1-18GHz	Polarity: Vertical
EUT: HAN Access Point	Power: By PoE
Test Mode: Transmit by 802.11a at Channel 5700MHz with AP361D CDD Mode	

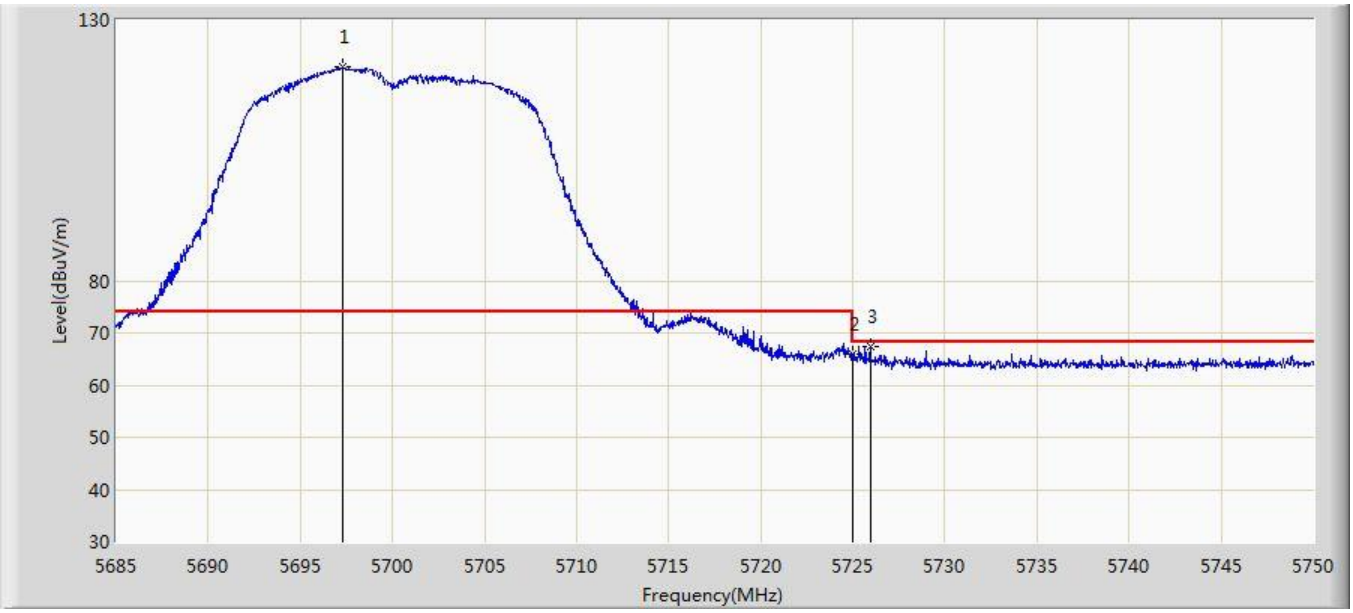

No	Flag	Mark	Frequency (MHz)	Measure Level (dBuV/m)	Reading Level (dBuV)	Margin (dB)	Limit (dBuV/m)	Factor (dB)	Type
1		*	5697.285	121.124	114.236	N/A	N/A	6.888	PK
2			5725.000	65.952	59.085	-2.248	68.200	6.867	PK
3			5725.950	67.505	60.645	-0.695	68.200	6.861	PK

Note: Measure Level (dBμV/m) = Reading Level (dBμV) + Factor (dB)

Factor (dB) = Cable Loss (dB) + Antenna Factor (dB/m) - Pre_Amplifier Gain (dB)

Site: AC1	Time: 2019/11/10 - 13:13
Limit: FCC_Part15.209_RSE(3m)	Engineer: Bacon Dong
Probe: BBHA9120D_1-18GHz	Polarity: Horizontal
EUT: HAN Access Point	Power: By PoE
Test Mode: Transmit by 802.11n-HT20 at Channel 5320MHz with AP361D CDD Mode	

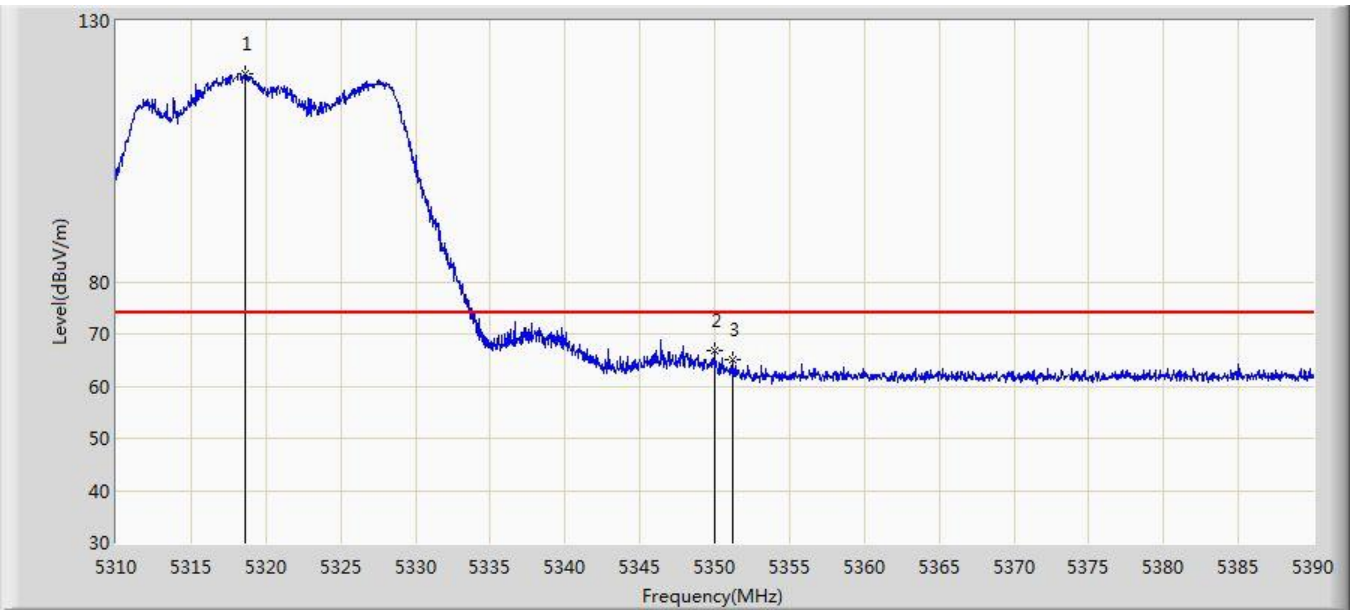

No	Flag	Mark	Frequency (MHz)	Measure Level (dBuV/m)	Reading Level (dBuV)	Margin (dB)	Limit (dBuV/m)	Factor (dB)	Type
1		*	5318.600	119.886	113.538	N/A	N/A	6.349	PK
2			5350.000	66.873	60.546	-7.127	74.000	6.327	PK
3			5351.240	65.099	58.772	-8.901	74.000	6.326	PK

Note: Measure Level (dBµV/m) = Reading Level (dBµV) + Factor (dB)

Factor (dB) = Cable Loss (dB) + Antenna Factor (dB/m) - Pre_Amplifier Gain (dB)

Site: AC1	Time: 2019/11/10 - 13:18
Limit: FCC_Part15.209_RSE(3m)	Engineer: Bacon Dong
Probe: BBHA9120D_1-18GHz	Polarity: Horizontal
EUT: HAN Access Point	Power: By PoE
Test Mode: Transmit by 802.11n-HT20 at Channel 5320MHz with AP361D CDD Mode	

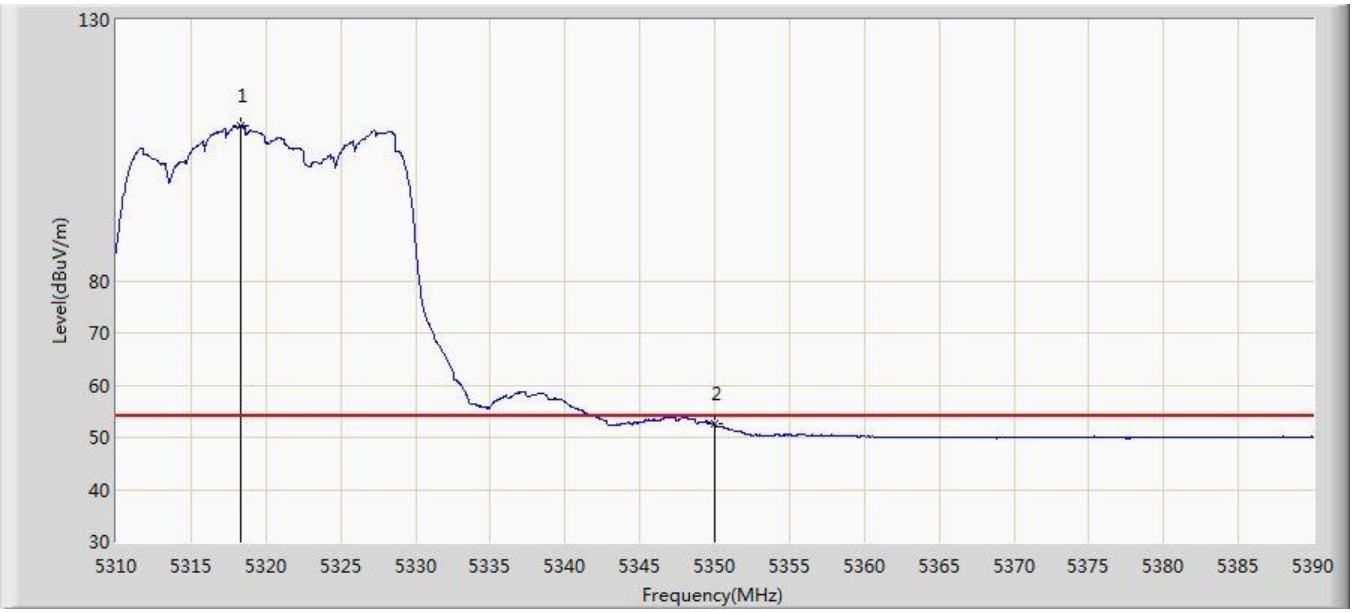

No	Flag	Mark	Frequency (MHz)	Measure Level (dBuV/m)	Reading Level (dBuV)	Margin (dB)	Limit (dBuV/m)	Factor (dB)	Type
1	X	*	5318.320	109.775	103.426	N/A	N/A	6.349	AV
2			5350.000	52.570	46.243	-1.430	54.000	6.327	AV

Note: Measure Level (dBµV/m) = Reading Level (dBµV) + Factor (dB)

Factor (dB) = Cable Loss (dB) + Antenna Factor (dB/m) - Pre_Amplifier Gain (dB)

Site: AC1	Time: 2019/11/10 - 13:19
Limit: FCC_Part15.209_RSE(3m)	Engineer: Bacon Dong
Probe: BBHA9120D_1-18GHz	Polarity: Vertical
EUT: HAN Access Point	Power: By PoE
Test Mode: Transmit by 802.11n-HT20 at Channel 5320MHz with AP361D CDD Mode	

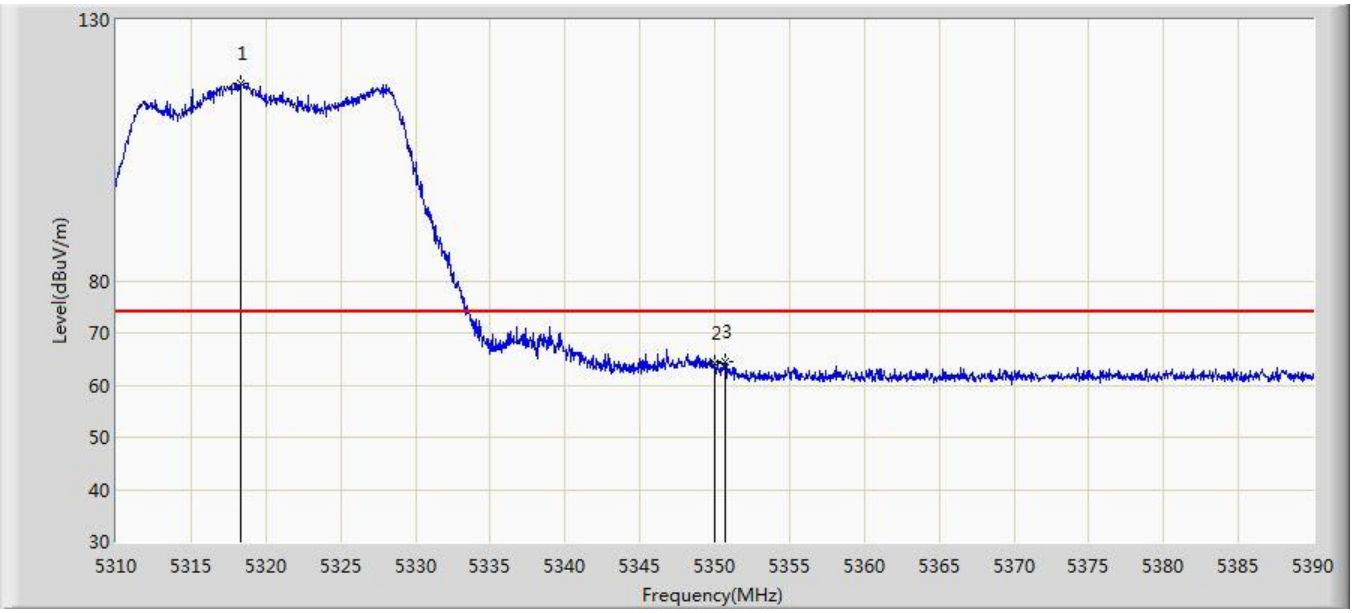

No	Flag	Mark	Frequency (MHz)	Measure Level (dBuV/m)	Reading Level (dBuV)	Margin (dB)	Limit (dBuV/m)	Factor (dB)	Type
1		*	5318.280	117.776	111.427	N/A	N/A	6.349	PK
2			5350.000	64.197	57.870	-9.803	74.000	6.327	PK
3			5350.680	64.379	58.052	-9.621	74.000	6.326	PK

Note: Measure Level (dBμV/m) = Reading Level (dBμV) + Factor (dB)

Factor (dB) = Cable Loss (dB) + Antenna Factor (dB/m) - Pre_Amplifier Gain (dB)

Site: AC1	Time: 2019/11/10 - 13:20
Limit: FCC_Part15.209_RSE(3m)	Engineer: Bacon Dong
Probe: BBHA9120D_1-18GHz	Polarity: Vertical
EUT: HAN Access Point	Power: By PoE
Test Mode: Transmit by 802.11n-HT20 at Channel 5320MHz with AP361D CDD Mode	

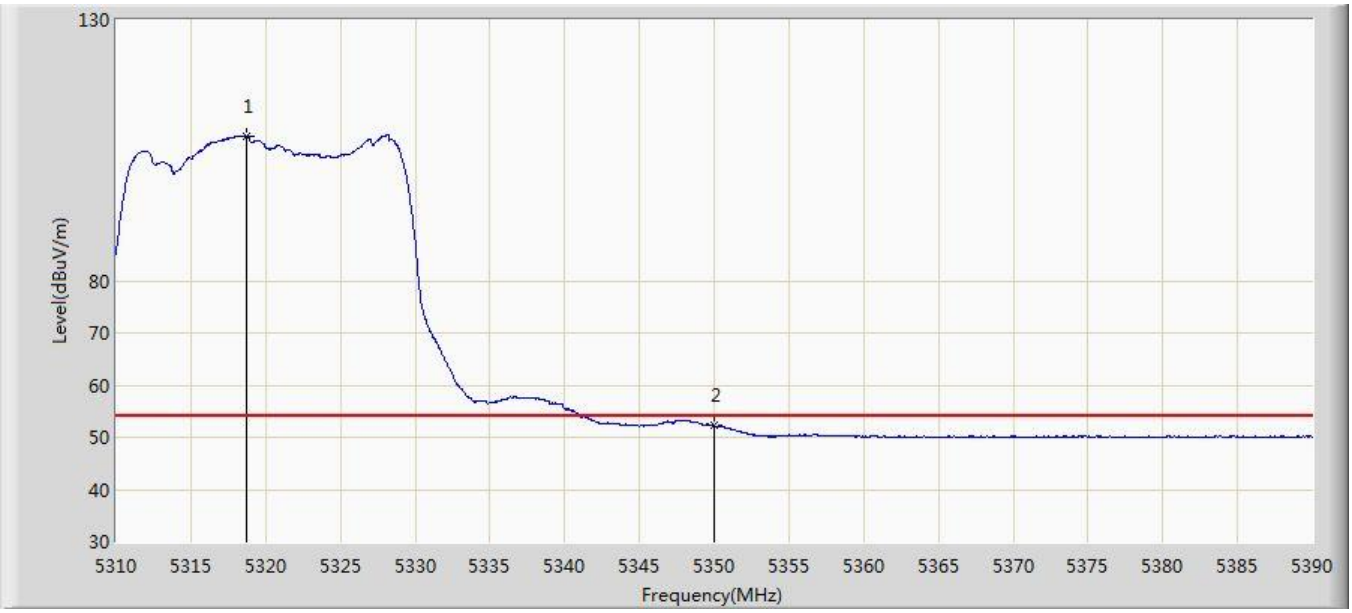

No	Flag	Mark	Frequency (MHz)	Measure Level (dBuV/m)	Reading Level (dBuV)	Margin (dB)	Limit (dBuV/m)	Factor (dB)	Type
1		*	5318.720	107.796	101.448	N/A	N/A	6.348	AV
2			5350.000	52.229	45.902	-1.771	54.000	6.327	AV

Note: Measure Level (dBμV/m) = Reading Level (dBμV) + Factor (dB)

Factor (dB) = Cable Loss (dB) + Antenna Factor (dB/m) - Pre_Amplifier Gain (dB)

Site: AC1	Time: 2019/11/10 - 13:22
Limit: FCC_Part15.209_RSE(3m)	Engineer: Bacon Dong
Probe: BBHA9120D_1-18GHz	Polarity: Horizontal
EUT: HAN Access Point	Power: By PoE
Test Mode: Transmit by 802.11n-HT20 at Channel 5500MHz with AP361D CDD Mode	

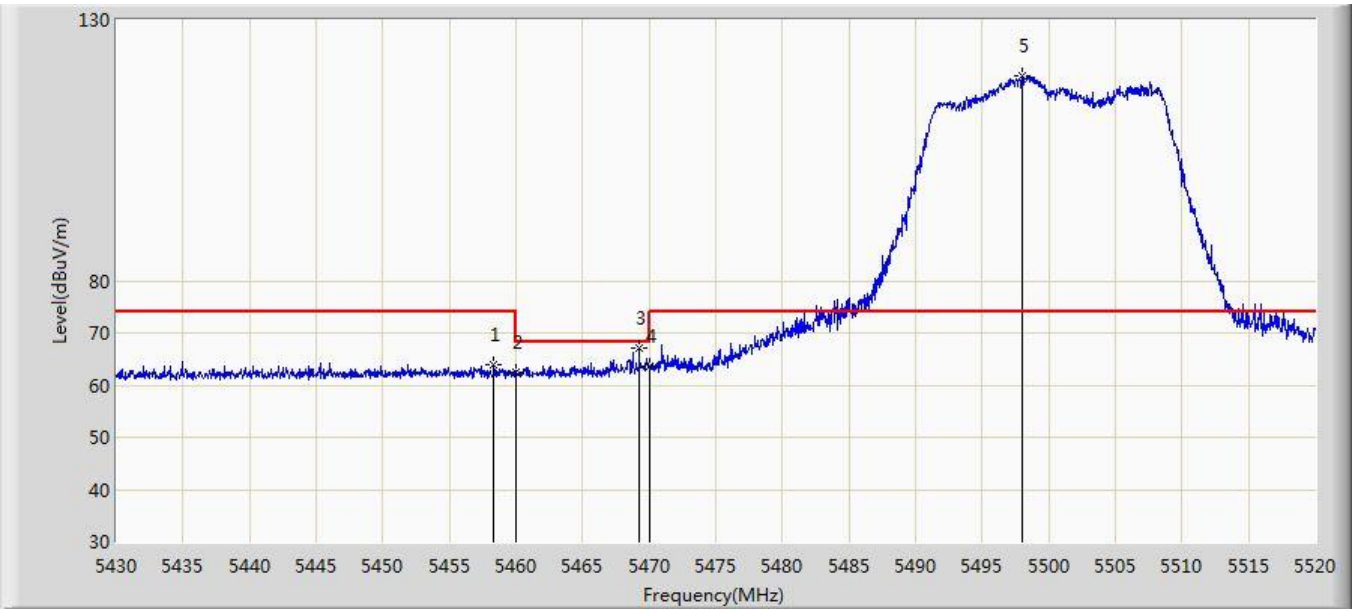

No	Flag	Mark	Frequency (MHz)	Measure Level (dBuV/m)	Reading Level (dBuV)	Margin (dB)	Limit (dBuV/m)	Factor (dB)	Type
1			5458.350	63.932	57.312	-10.068	74.000	6.620	PK
2			5460.000	62.579	55.967	-11.421	74.000	6.612	PK
3			5469.240	67.061	60.491	-1.139	68.200	6.570	PK
4			5470.000	63.592	57.025	-4.608	68.200	6.567	PK
5		*	5498.040	119.266	112.573	N/A	N/A	6.693	PK

Note: Measure Level (dBμV/m) = Reading Level (dBμV) + Factor (dB)

Factor (dB) = Cable Loss (dB) + Antenna Factor (dB/m) - Pre_Amplifier Gain (dB)

Site: AC1	Time: 2019/11/10 - 13:26
Limit: FCC_Part15.209_RSE(3m)	Engineer: Bacon Dong
Probe: BBHA9120D_1-18GHz	Polarity: Horizontal
EUT: HAN Access Point	Power: By PoE
Test Mode: Transmit by 802.11n-HT20 at Channel 5500MHz with AP361D CDD Mode	

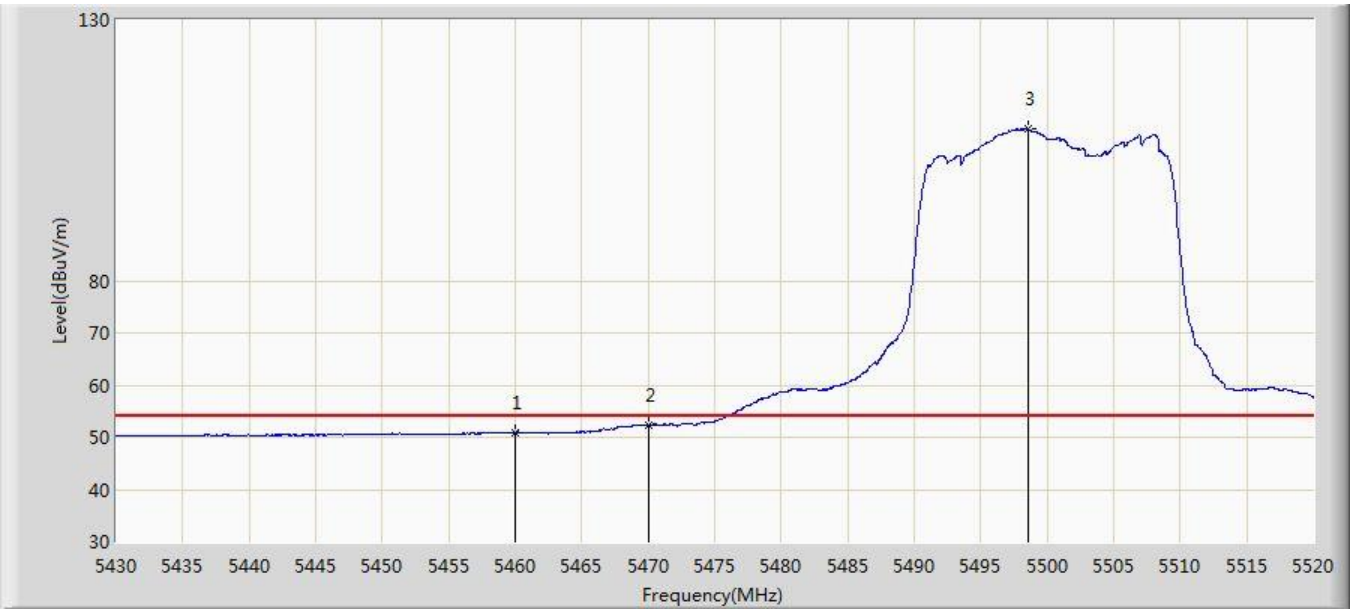

No	Flag	Mark	Frequency (MHz)	Measure Level (dBuV/m)	Reading Level (dBuV)	Margin (dB)	Limit (dBuV/m)	Factor (dB)	Type
1			5460.000	50.883	44.271	-3.117	54.000	6.612	AV
2			5470.000	52.395	45.828	-1.605	54.000	6.567	AV
3	X	*	5498.535	109.232	102.535	N/A	N/A	6.697	AV

Note: Measure Level (dBμV/m) = Reading Level (dBμV) + Factor (dB)

Factor (dB) = Cable Loss (dB) + Antenna Factor (dB/m) - Pre_Amplifier Gain (dB)

Site: AC1	Time: 2019/11/10 - 13:27
Limit: FCC_Part15.209_RSE(3m)	Engineer: Bacon Dong
Probe: BBHA9120D_1-18GHz	Polarity: Vertical
EUT: HAN Access Point	Power: By PoE
Test Mode: Transmit by 802.11n-HT20 at Channel 5500MHz with AP361D CDD Mode	

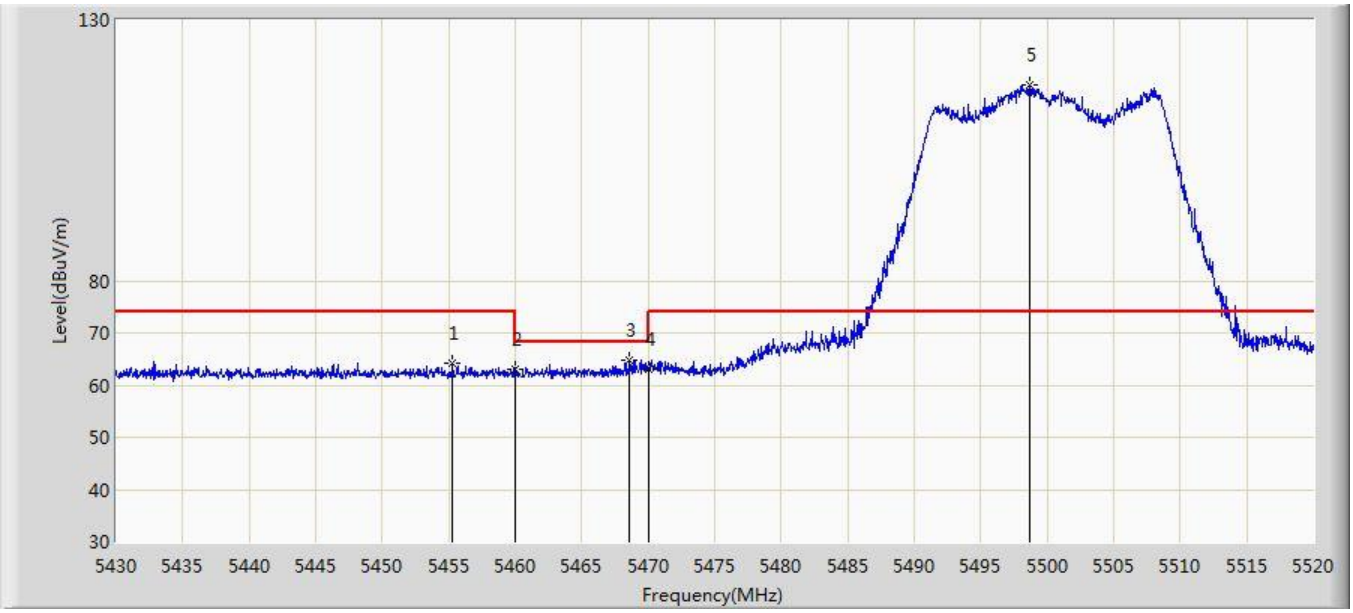

No	Flag	Mark	Frequency (MHz)	Measure Level (dBuV/m)	Reading Level (dBuV)	Margin (dB)	Limit (dBuV/m)	Factor (dB)	Type
1			5455.290	64.246	57.612	-9.754	74.000	6.634	PK
2			5460.000	63.106	56.494	-10.894	74.000	6.612	PK
3			5468.610	64.660	58.087	-3.540	68.200	6.574	PK
4			5470.000	62.957	56.390	-5.243	68.200	6.567	PK
5		*	5498.715	117.591	110.893	N/A	N/A	6.698	PK

Note: Measure Level (dBμV/m) = Reading Level (dBμV) + Factor (dB)

Factor (dB) = Cable Loss (dB) + Antenna Factor (dB/m) - Pre_Amplifier Gain (dB)

Site: AC1	Time: 2019/11/10 - 13:28
Limit: FCC_Part15.209_RSE(3m)	Engineer: Bacon Dong
Probe: BBHA9120D_1-18GHz	Polarity: Vertical
EUT: HAN Access Point	Power: By PoE
Test Mode: Transmit by 802.11n-HT20 at Channel 5500MHz with AP361D CDD Mode	

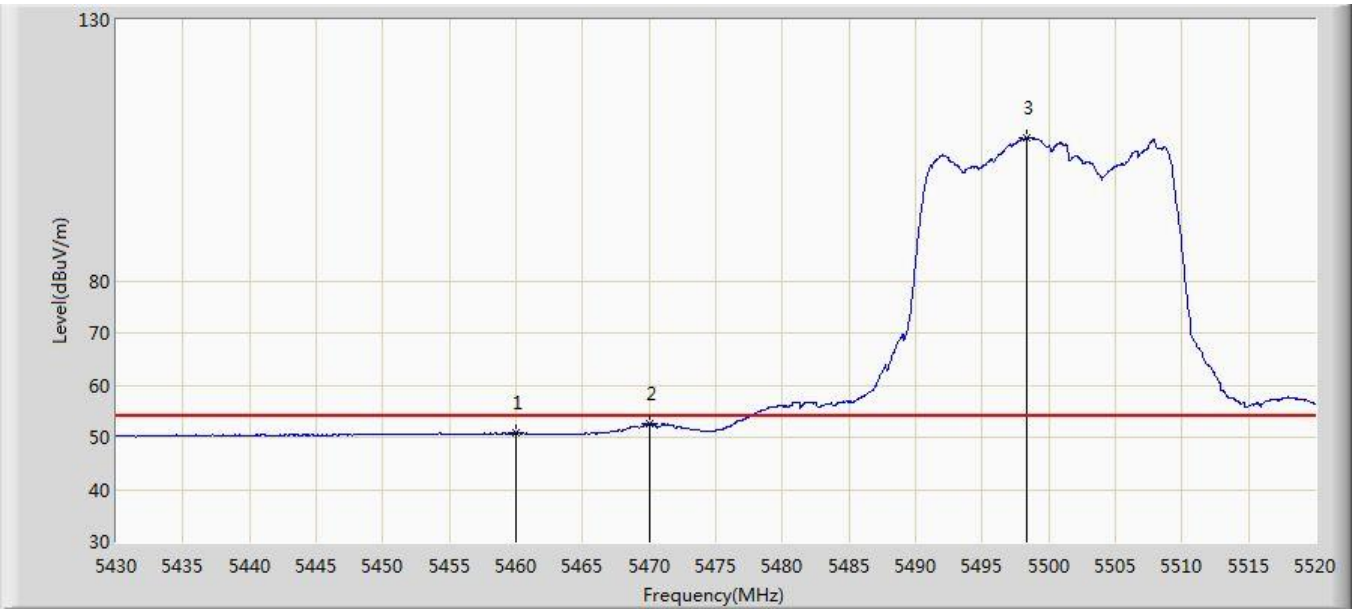

No	Flag	Mark	Frequency (MHz)	Measure Level (dBuV/m)	Reading Level (dBuV)	Margin (dB)	Limit (dBuV/m)	Factor (dB)	Type
1			5460.000	50.760	44.148	-3.240	54.000	6.612	AV
2			5470.000	52.577	46.010	-1.423	54.000	6.567	AV
3		*	5498.355	107.506	100.810	N/A	N/A	6.696	AV

Note: Measure Level (dBµV/m) = Reading Level (dBµV) + Factor (dB)

Factor (dB) = Cable Loss (dB) + Antenna Factor (dB/m) - Pre_Amplifier Gain (dB)

Site: AC1	Time: 2019/11/10 - 13:29
Limit: FCC_Part15.209_RSE(3m)	Engineer: Bacon Dong
Probe: BBHA9120D_1-18GHz	Polarity: Horizontal
EUT: HAN Access Point	Power: By PoE
Test Mode: Transmit by 802.11n-HT20 at Channel 5700MHz with AP361D CDD Mode	

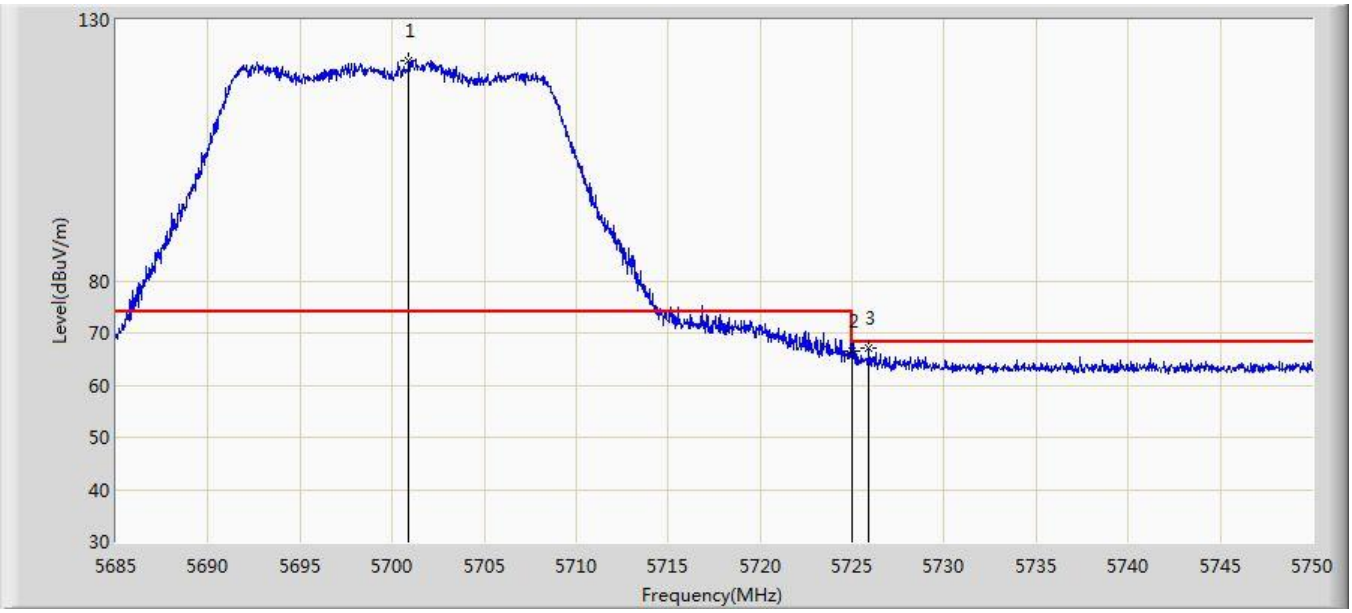

No	Flag	Mark	Frequency (MHz)	Measure Level (dBuV/m)	Reading Level (dBuV)	Margin (dB)	Limit (dBuV/m)	Factor (dB)	Type
1		*	5700.893	122.234	115.319	N/A	N/A	6.915	PK
2			5725.000	66.513	59.646	-1.687	68.200	6.867	PK
3			5725.917	67.010	60.150	-1.190	68.200	6.860	PK

Note: Measure Level (dBμV/m) = Reading Level (dBμV) + Factor (dB)

Factor (dB) = Cable Loss (dB) + Antenna Factor (dB/m) - Pre_Amplifier Gain (dB)

Site: AC1	Time: 2019/11/10 - 13:39
Limit: FCC_Part15.209_RSE(3m)	Engineer: Bacon Dong
Probe: BBHA9120D_1-18GHz	Polarity: Vertical
EUT: HAN Access Point	Power: By PoE
Test Mode: Transmit by 802.11n-HT20 at Channel 5700MHz with AP361D CDD Mode	

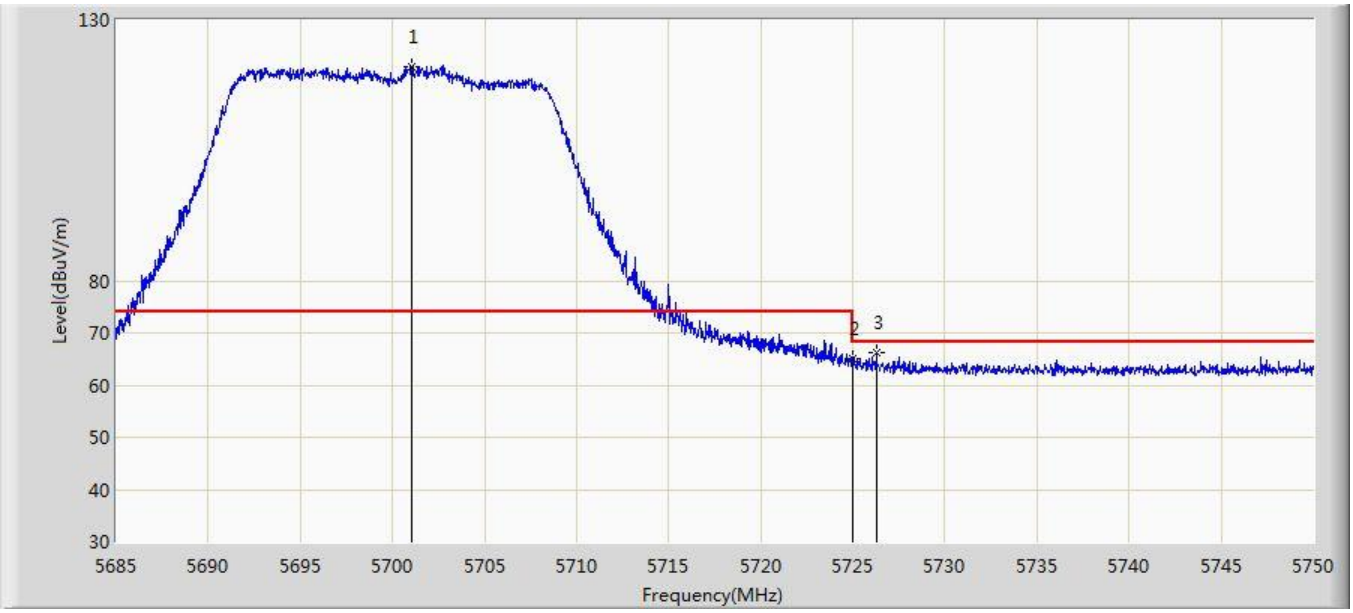

No	Flag	Mark	Frequency (MHz)	Measure Level (dBuV/m)	Reading Level (dBuV)	Margin (dB)	Limit (dBuV/m)	Factor (dB)	Type
1		*	5701.087	121.149	114.232	N/A	N/A	6.916	PK
2			5725.000	65.210	58.343	-2.990	68.200	6.867	PK
3			5726.275	66.237	59.375	-1.963	68.200	6.862	PK

Note: Measure Level (dBμV/m) = Reading Level (dBμV) + Factor (dB)

Factor (dB) = Cable Loss (dB) + Antenna Factor (dB/m) - Pre_Amplifier Gain (dB)

Site: AC1	Time: 2019/11/10 - 14:11
Limit: FCC_Part15.209_RSE(3m)	Engineer: Bacon Dong
Probe: BBHA9120D_1-18GHz	Polarity: Horizontal
EUT: HAN Access Point	Power: By PoE
Test Mode: Transmit by 802.11n-HT40 at Channel 5310MHz with AP361D CDD Mode	

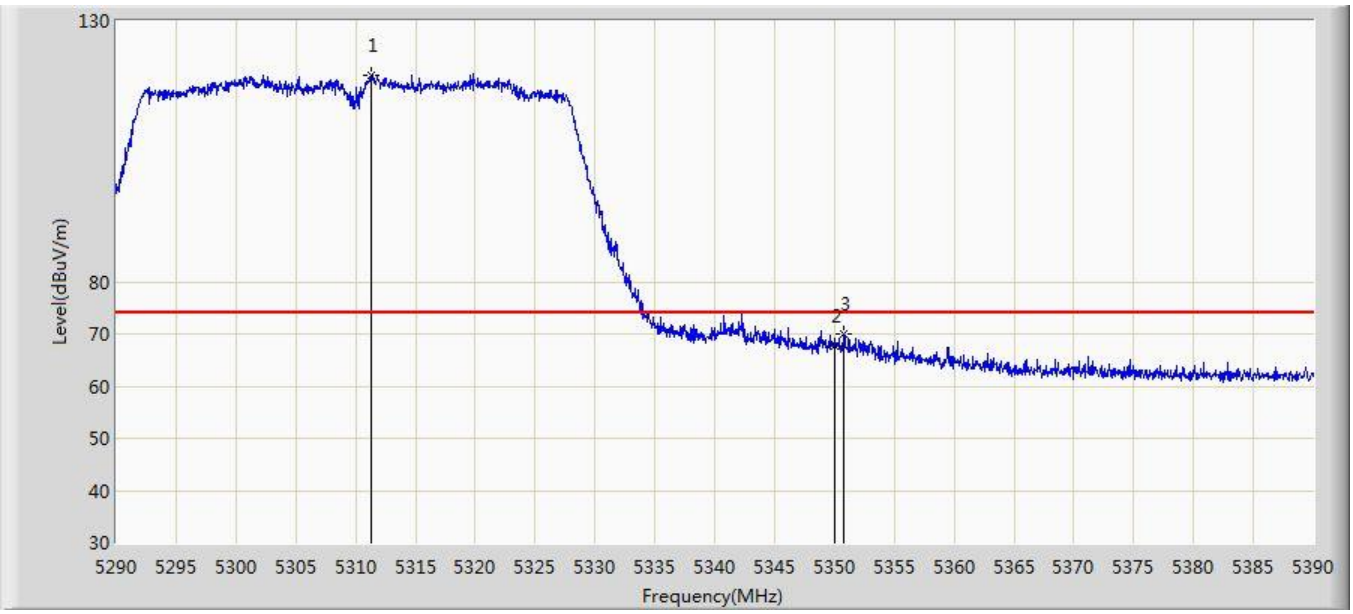

No	Flag	Mark	Frequency (MHz)	Measure Level (dBuV/m)	Reading Level (dBuV)	Margin (dB)	Limit (dBuV/m)	Factor (dB)	Type
1		*	5311.300	119.610	113.287	N/A	N/A	6.324	PK
2			5350.000	67.757	61.430	-6.243	74.000	6.327	PK
3			5350.750	70.015	63.688	-3.985	74.000	6.326	PK

Note: Measure Level (dBμV/m) = Reading Level (dBμV) + Factor (dB)

Factor (dB) = Cable Loss (dB) + Antenna Factor (dB/m) - Pre_Amplifier Gain (dB)

Site: AC1	Time: 2019/11/10 - 14:12
Limit: FCC_Part15.209_RSE(3m)	Engineer: Bacon Dong
Probe: BBHA9120D_1-18GHz	Polarity: Horizontal
EUT: HAN Access Point	Power: By PoE
Test Mode: Transmit by 802.11n-HT40 at Channel 5310MHz with AP361D CDD Mode	

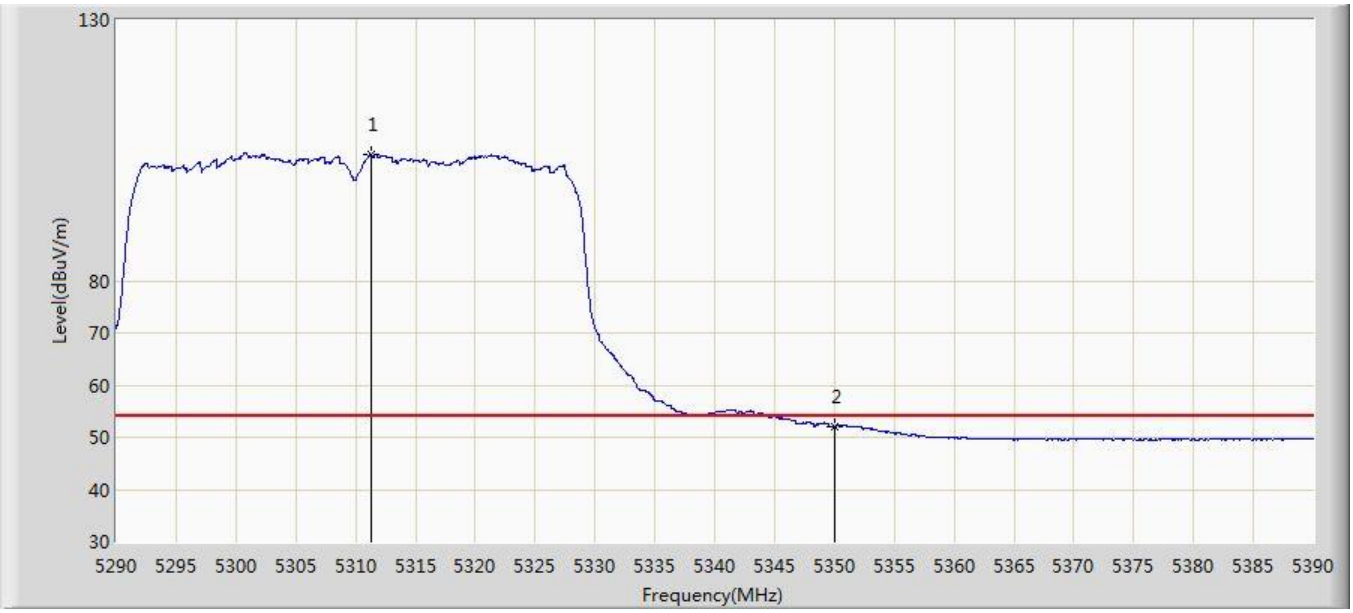

No	Flag	Mark	Frequency (MHz)	Measure Level (dBuV/m)	Reading Level (dBuV)	Margin (dB)	Limit (dBuV/m)	Factor (dB)	Type
1		*	5311.250	104.275	97.952	N/A	N/A	6.324	AV
2			5350.000	52.042	45.715	-1.958	54.000	6.327	AV

Note: Measure Level (dBµV/m) = Reading Level (dBµV) + Factor (dB)

Factor (dB) = Cable Loss (dB) + Antenna Factor (dB/m) - Pre_Amplifier Gain (dB)

Site: AC1	Time: 2019/11/10 - 14:17
Limit: FCC_Part15.209_RSE(3m)	Engineer: Bacon Dong
Probe: BBHA9120D_1-18GHz	Polarity: Vertical
EUT: HAN Access Point	Power: By PoE
Test Mode: Transmit by 802.11n-HT40 at Channel 5310MHz with AP361D CDD Mode	

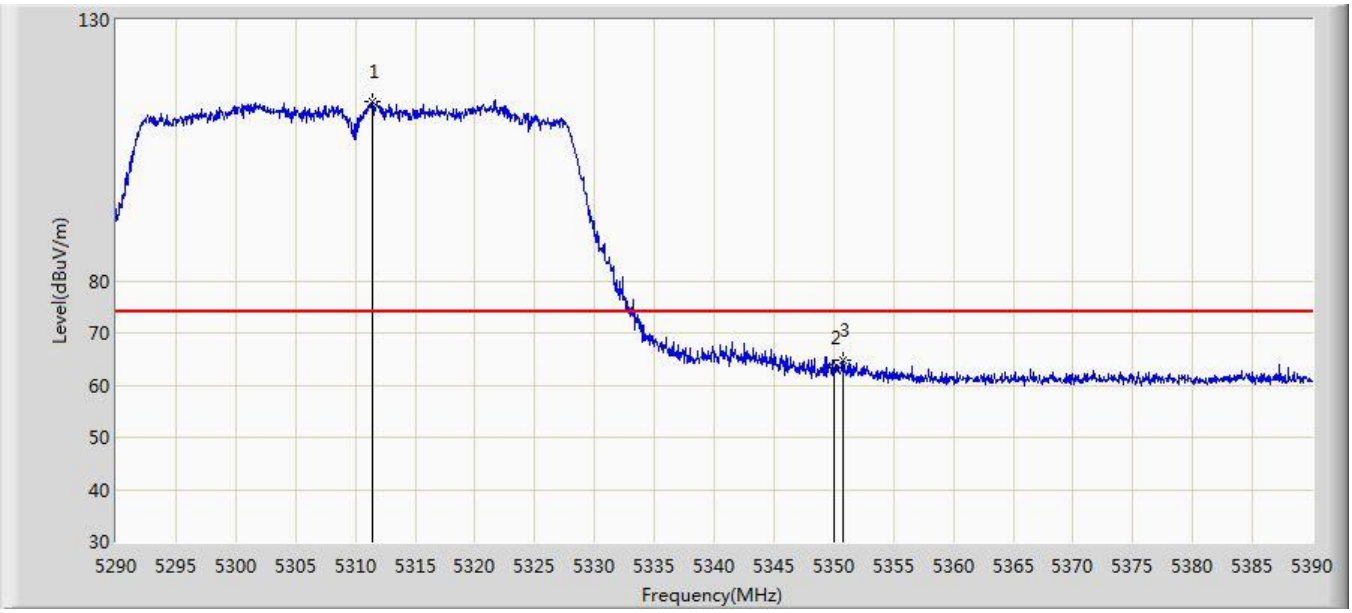

No	Flag	Mark	Frequency (MHz)	Measure Level (dBuV/m)	Reading Level (dBuV)	Margin (dB)	Limit (dBuV/m)	Factor (dB)	Type
1		*	5311.400	114.385	108.061	N/A	N/A	6.323	PK
2			5350.000	63.266	56.939	-10.734	74.000	6.327	PK
3			5350.800	64.853	58.526	-9.147	74.000	6.327	PK

Note: Measure Level (dBμV/m) = Reading Level (dBμV) + Factor (dB)

Factor (dB) = Cable Loss (dB) + Antenna Factor (dB/m) - Pre_Amplifier Gain (dB)

Site: AC1	Time: 2019/11/10 - 14:18
Limit: FCC_Part15.209_RSE(3m)	Engineer: Bacon Dong
Probe: BBHA9120D_1-18GHz	Polarity: Vertical
EUT: HAN Access Point	Power: By PoE
Test Mode: Transmit by 802.11n-HT40 at Channel 5310MHz with AP361D CDD Mode	

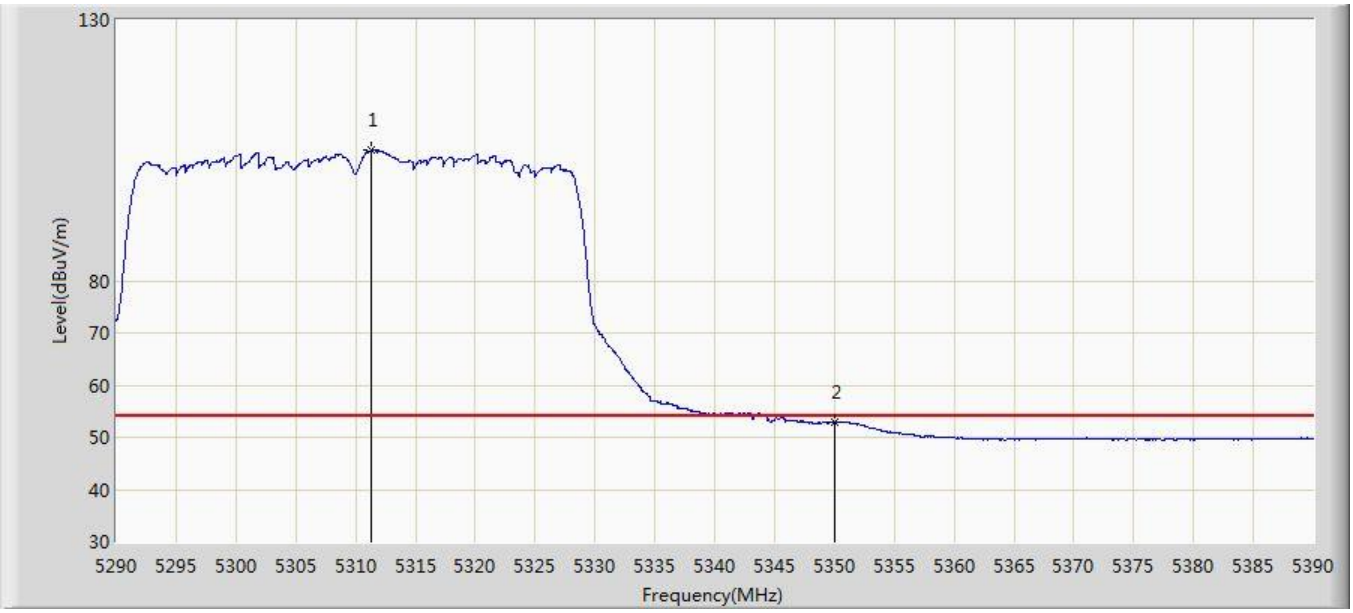

No	Flag	Mark	Frequency (MHz)	Measure Level (dBuV/m)	Reading Level (dBuV)	Margin (dB)	Limit (dBuV/m)	Factor (dB)	Type
1		*	5311.350	105.059	98.736	N/A	N/A	6.324	AV
2			5350.000	52.769	46.442	-1.231	54.000	6.327	AV

Note: Measure Level (dBμV/m) = Reading Level (dBμV) + Factor (dB)

Factor (dB) = Cable Loss (dB) + Antenna Factor (dB/m) - Pre_Amplifier Gain (dB)

Site: AC1	Time: 2019/11/10 - 14:19
Limit: FCC_Part15.209_RSE(3m)	Engineer: Bacon Dong
Probe: BBHA9120D_1-18GHz	Polarity: Horizontal
EUT: HAN Access Point	Power: By PoE
Test Mode: Transmit by 802.11n-HT40 at Channel 5510MHz with AP361D CDD Mode	

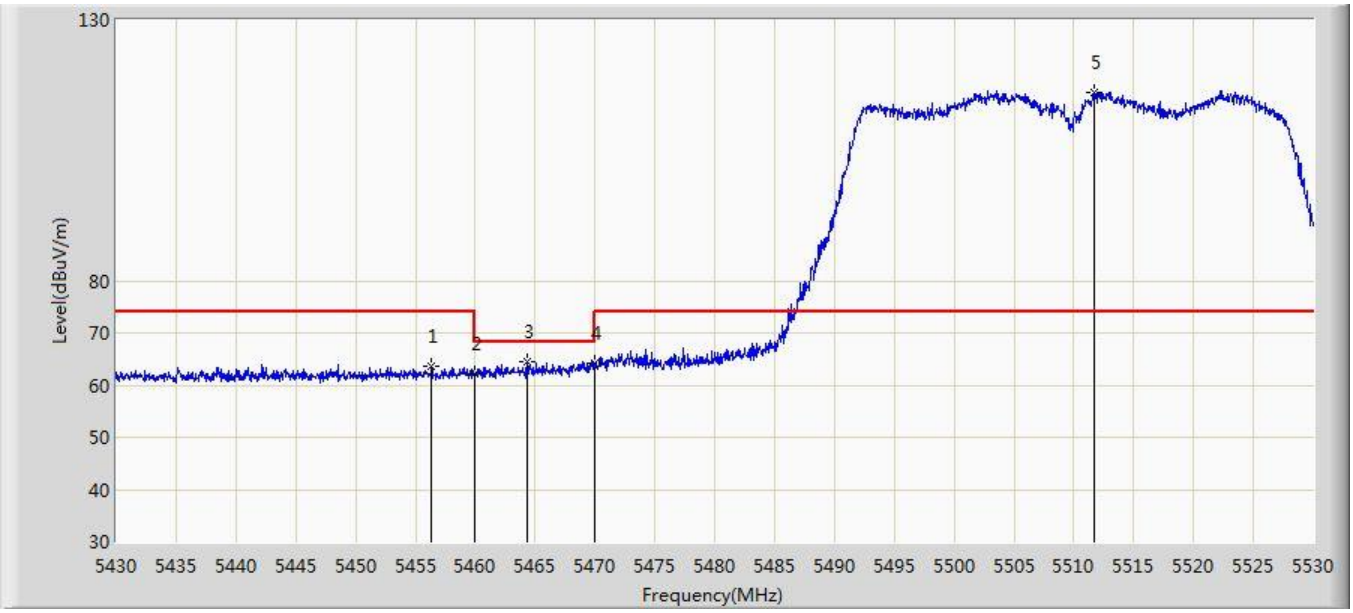

No	Flag	Mark	Frequency (MHz)	Measure Level (dBuV/m)	Reading Level (dBuV)	Margin (dB)	Limit (dBuV/m)	Factor (dB)	Type
1			5456.350	63.507	56.878	-10.493	74.000	6.629	PK
2			5460.000	62.314	55.702	-11.686	74.000	6.612	PK
3			5464.300	64.488	57.895	-3.712	68.200	6.593	PK
4			5470.000	64.129	57.562	-4.071	68.200	6.567	PK
5		*	5511.650	116.214	109.486	N/A	N/A	6.728	PK

Note: Measure Level (dBμV/m) = Reading Level (dBμV) + Factor (dB)

Factor (dB) = Cable Loss (dB) + Antenna Factor (dB/m) - Pre_Amplifier Gain (dB)

Site: AC1	Time: 2019/11/10 - 14:20
Limit: FCC_Part15.209_RSE(3m)	Engineer: Bacon Dong
Probe: BBHA9120D_1-18GHz	Polarity: Horizontal
EUT: HAN Access Point	Power: By PoE
Test Mode: Transmit by 802.11n-HT40 at Channel 5510MHz with AP361D CDD Mode	

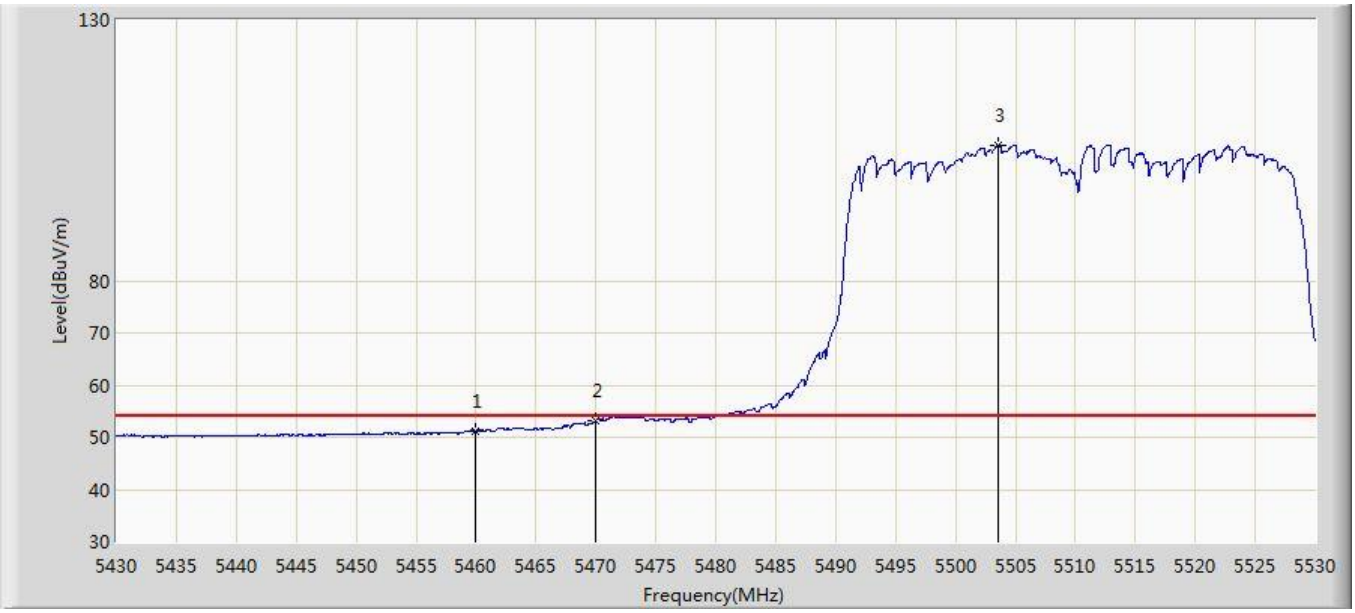

No	Flag	Mark	Frequency (MHz)	Measure Level (dBuV/m)	Reading Level (dBuV)	Margin (dB)	Limit (dBuV/m)	Factor (dB)	Type
1			5460.000	51.191	44.579	-2.809	54.000	6.612	AV
2			5470.000	53.300	46.733	-0.700	54.000	6.567	AV
3		*	5503.550	105.948	99.215	N/A	N/A	6.733	AV

Note: Measure Level (dBμV/m) = Reading Level (dBμV) + Factor (dB)

Factor (dB) = Cable Loss (dB) + Antenna Factor (dB/m) - Pre_Amplifier Gain (dB)

Site: AC1	Time: 2019/11/10 - 14:25
Limit: FCC_Part15.209_RSE(3m)	Engineer: Bacon Dong
Probe: BBHA9120D_1-18GHz	Polarity: Vertical
EUT: HAN Access Point	Power: By PoE
Test Mode: Transmit by 802.11n-HT40 at Channel 5510MHz with AP361D CDD Mode	

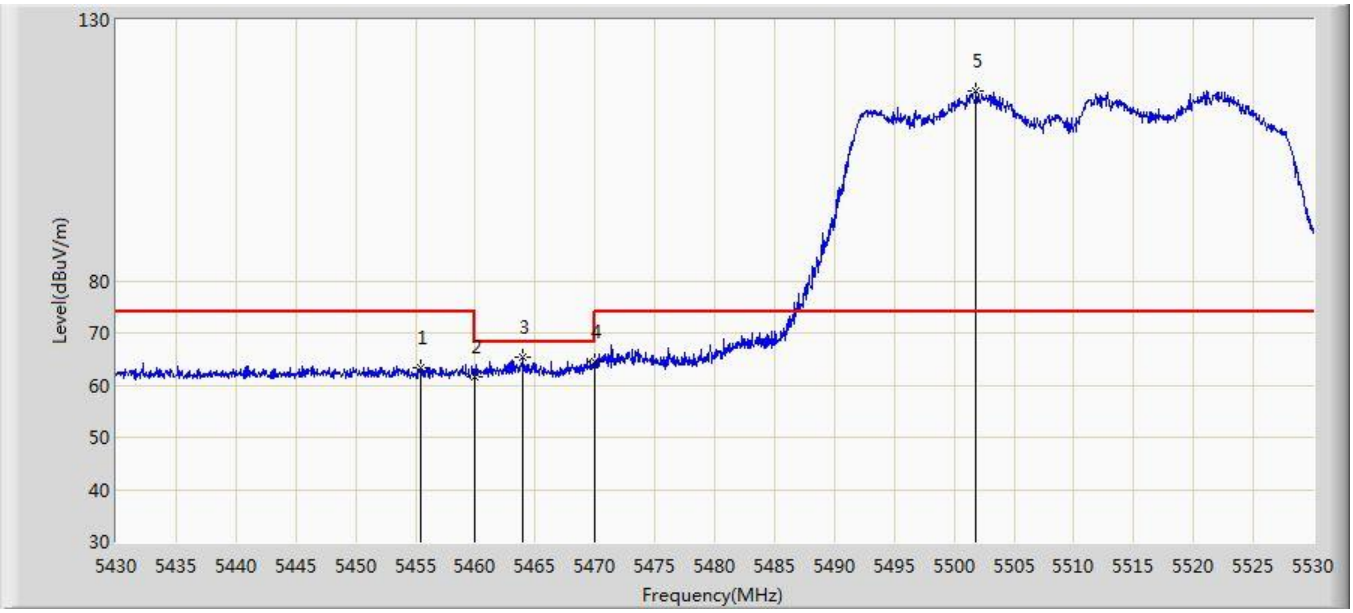

No	Flag	Mark	Frequency (MHz)	Measure Level (dBuV/m)	Reading Level (dBuV)	Margin (dB)	Limit (dBuV/m)	Factor (dB)	Type
1			5455.450	63.226	56.593	-10.774	74.000	6.633	PK
2			5460.000	61.704	55.092	-12.296	74.000	6.612	PK
3			5464.000	65.371	58.777	-2.829	68.200	6.594	PK
4			5470.000	64.540	57.973	-3.660	68.200	6.567	PK
5		*	5501.800	116.257	109.536	N/A	N/A	6.720	PK

Note: Measure Level (dBμV/m) = Reading Level (dBμV) + Factor (dB)

Factor (dB) = Cable Loss (dB) + Antenna Factor (dB/m) - Pre_Amplifier Gain (dB)

Site: AC1	Time: 2019/11/10 - 14:26
Limit: FCC_Part15.209_RSE(3m)	Engineer: Bacon Dong
Probe: BBHA9120D_1-18GHz	Polarity: Vertical
EUT: HAN Access Point	Power: By PoE
Test Mode: Transmit by 802.11n-HT40 at Channel 5510MHz with AP361D CDD Mode	

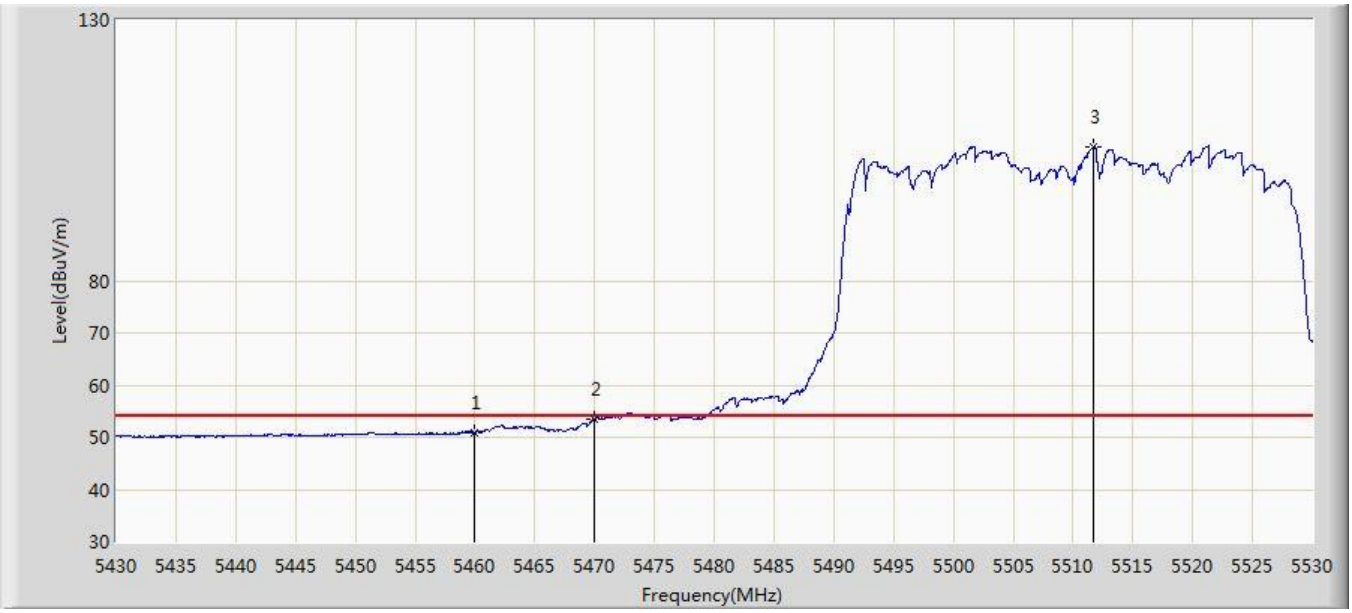

No	Flag	Mark	Frequency (MHz)	Measure Level (dBuV/m)	Reading Level (dBuV)	Margin (dB)	Limit (dBuV/m)	Factor (dB)	Type
1			5460.000	50.847	44.235	-3.153	54.000	6.612	AV
2			5470.000	53.427	46.860	-0.573	54.000	6.567	AV
3		*	5511.700	105.629	98.901	N/A	N/A	6.728	AV

Note: Measure Level (dBµV/m) = Reading Level (dBµV) + Factor (dB)

Factor (dB) = Cable Loss (dB) + Antenna Factor (dB/m) - Pre_Amplifier Gain (dB)

Site: AC1	Time: 2019/11/10 - 14:31
Limit: FCC_Part15.209_RSE(3m)	Engineer: Bacon Dong
Probe: BBHA9120D_1-18GHz	Polarity: Horizontal
EUT: HAN Access Point	Power: By PoE
Test Mode: Transmit by 802.11n-HT40 at Channel 5670MHz with AP361D CDD Mode	

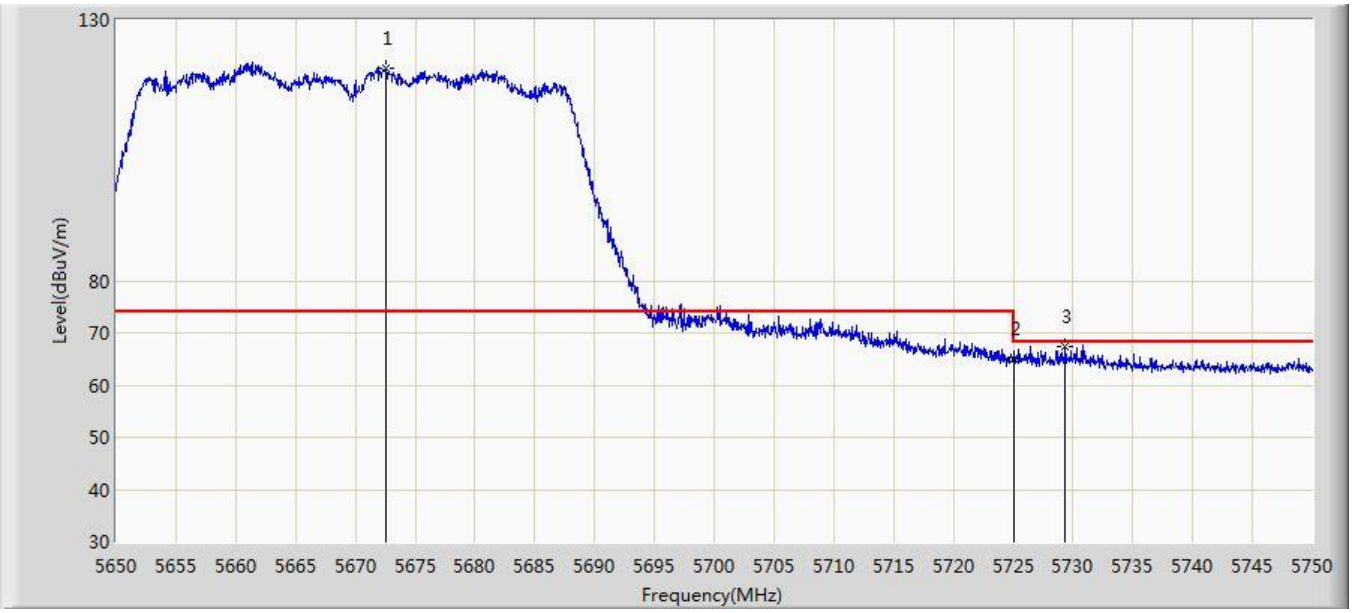

No	Flag	Mark	Frequency (MHz)	Measure Level (dBuV/m)	Reading Level (dBuV)	Margin (dB)	Limit (dBuV/m)	Factor (dB)	Type
1		*	5672.500	120.689	113.969	N/A	N/A	6.720	PK
2			5725.000	65.109	58.242	-3.091	68.200	6.867	PK
3			5729.350	67.512	60.629	-0.688	68.200	6.884	PK

Note: Measure Level (dBμV/m) = Reading Level (dBμV) + Factor (dB)

Factor (dB) = Cable Loss (dB) + Antenna Factor (dB/m) - Pre_Amplifier Gain (dB)

Site: AC1	Time: 2019/11/10 - 14:33
Limit: FCC_Part15.209_RSE(3m)	Engineer: Bacon Dong
Probe: BBHA9120D_1-18GHz	Polarity: Vertical
EUT: HAN Access Point	Power: By PoE
Test Mode: Transmit by 802.11n-HT40 at Channel 5670MHz with AP361D CDD Mode	

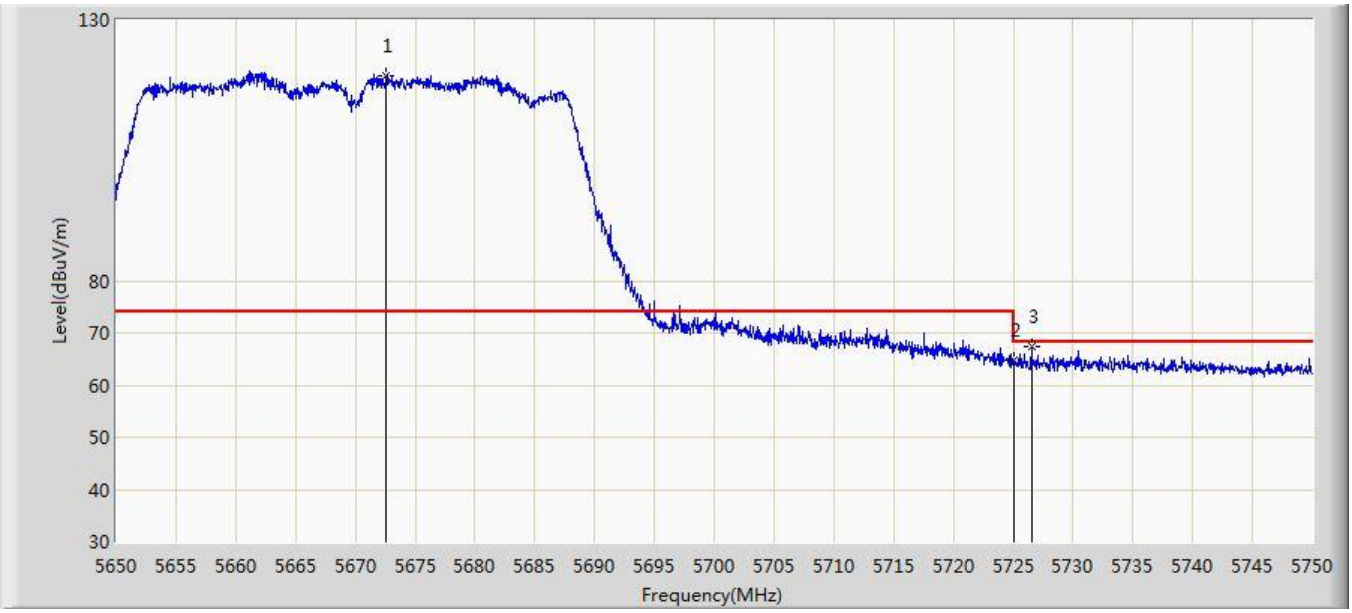

No	Flag	Mark	Frequency (MHz)	Measure Level (dBuV/m)	Reading Level (dBuV)	Margin (dB)	Limit (dBuV/m)	Factor (dB)	Type
1		*	5672.550	119.373	112.653	N/A	N/A	6.720	PK
2			5725.000	64.864	57.997	-3.336	68.200	6.867	PK
3			5726.550	67.247	60.383	-0.953	68.200	6.864	PK

Note: Measure Level (dBμV/m) = Reading Level (dBμV) + Factor (dB)

Factor (dB) = Cable Loss (dB) + Antenna Factor (dB/m) - Pre_Amplifier Gain (dB)

Site: AC1	Time: 2019/11/10 - 17:39
Limit: FCC_Part15.209_RSE(3m)	Engineer: Bacon Dong
Probe: BBHA9120D_1-18GHz	Polarity: Horizontal
EUT: HAN Access Point	Power: By PoE
Test Mode: Transmit by 802.11ax-HE20 at Channel 5320MHz with AP361D CDD Mode	

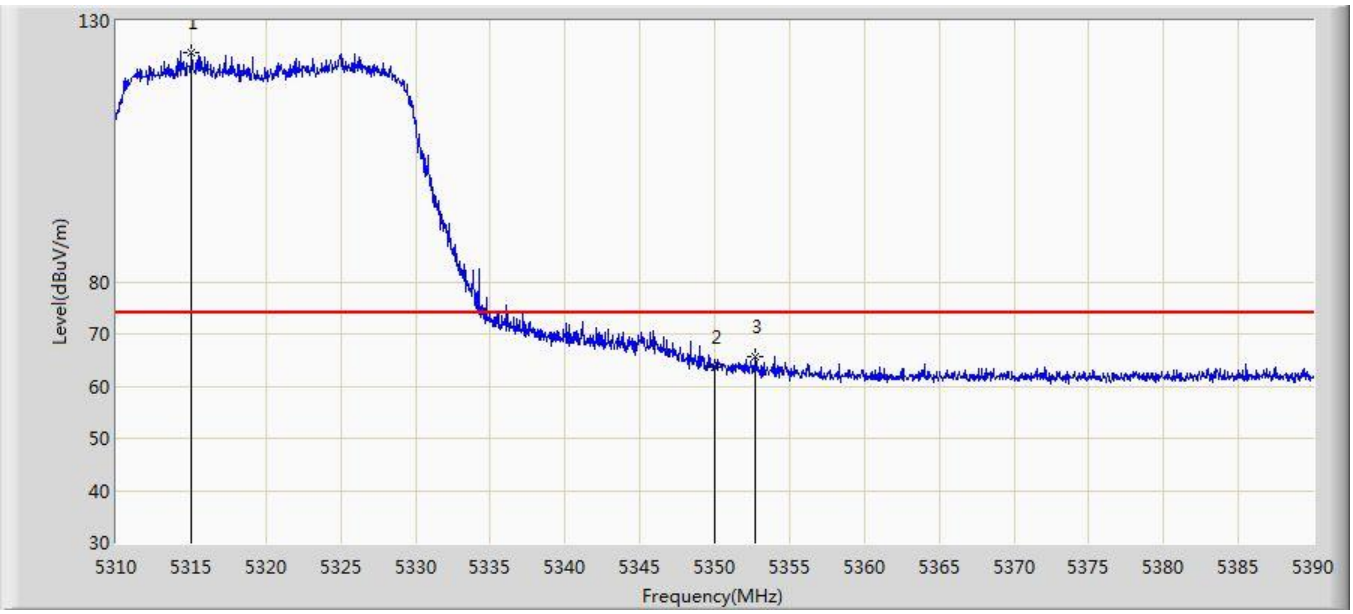

No	Flag	Mark	Frequency (MHz)	Measure Level (dBuV/m)	Reading Level (dBuV)	Margin (dB)	Limit (dBuV/m)	Factor (dB)	Type
1		*	5315.040	123.991	117.654	N/A	N/A	6.338	PK
2			5350.000	63.641	57.314	-10.359	74.000	6.327	PK
3			5352.720	65.705	59.373	-8.295	74.000	6.332	PK

Note: Measure Level (dBμV/m) = Reading Level (dBμV) + Factor (dB)

Factor (dB) = Cable Loss (dB) + Antenna Factor (dB/m) - Pre_Amplifier Gain (dB)

Site: AC1	Time: 2019/11/10 - 17:41
Limit: FCC_Part15.209_RSE(3m)	Engineer: Bacon Dong
Probe: BBHA9120D_1-18GHz	Polarity: Horizontal
EUT: HAN Access Point	Power: By PoE
Test Mode: Transmit by 802.11ax-HE20 at Channel 5320MHz with AP361D CDD Mode	

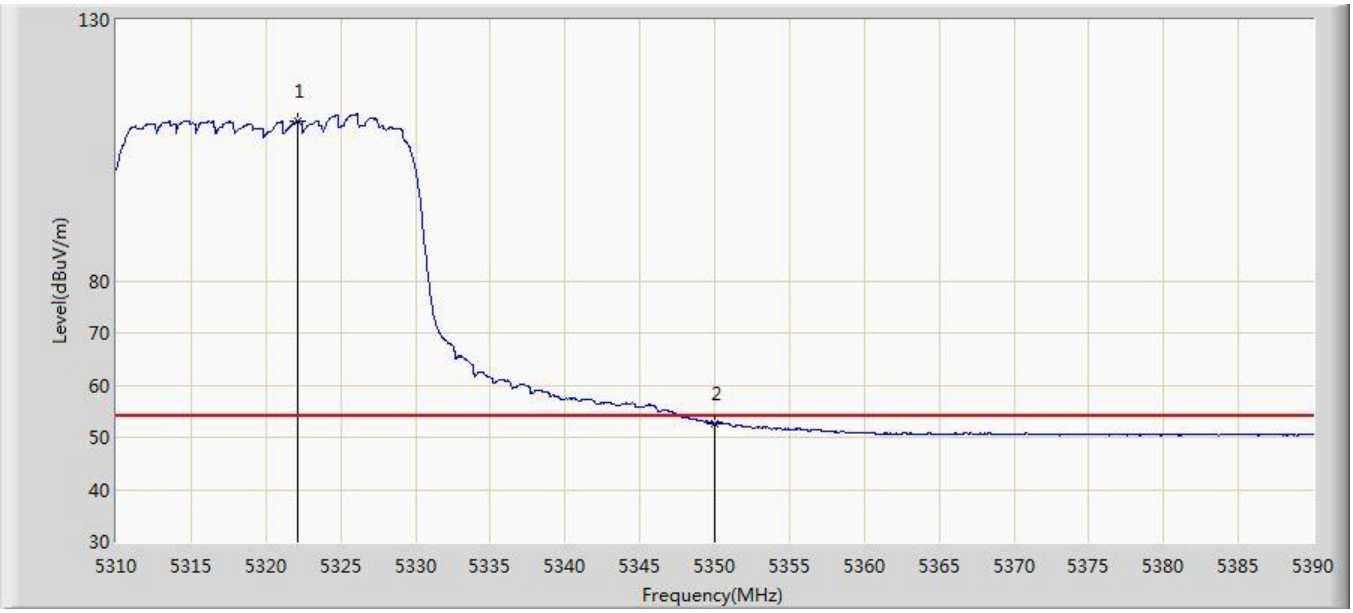

No	Flag	Mark	Frequency (MHz)	Measure Level (dBuV/m)	Reading Level (dBuV)	Margin (dB)	Limit (dBuV/m)	Factor (dB)	Type
1	X	*	5322.160	110.630	104.285	N/A	N/A	6.345	AV
2			5350.000	52.538	46.211	-1.462	54.000	6.327	AV

Note: Measure Level (dBµV/m) = Reading Level (dBµV) + Factor (dB)

Factor (dB) = Cable Loss (dB) + Antenna Factor (dB/m) - Pre_Amplifier Gain (dB)

Site: AC1	Time: 2019/11/10 - 17:44
Limit: FCC_Part15.209_RSE(3m)	Engineer: Bacon Dong
Probe: BBHA9120D_1-18GHz	Polarity: Vertical
EUT: HAN Access Point	Power: By PoE
Test Mode: Transmit by 802.11ax-HE20 at Channel 5320MHz with AP361D CDD Mode	

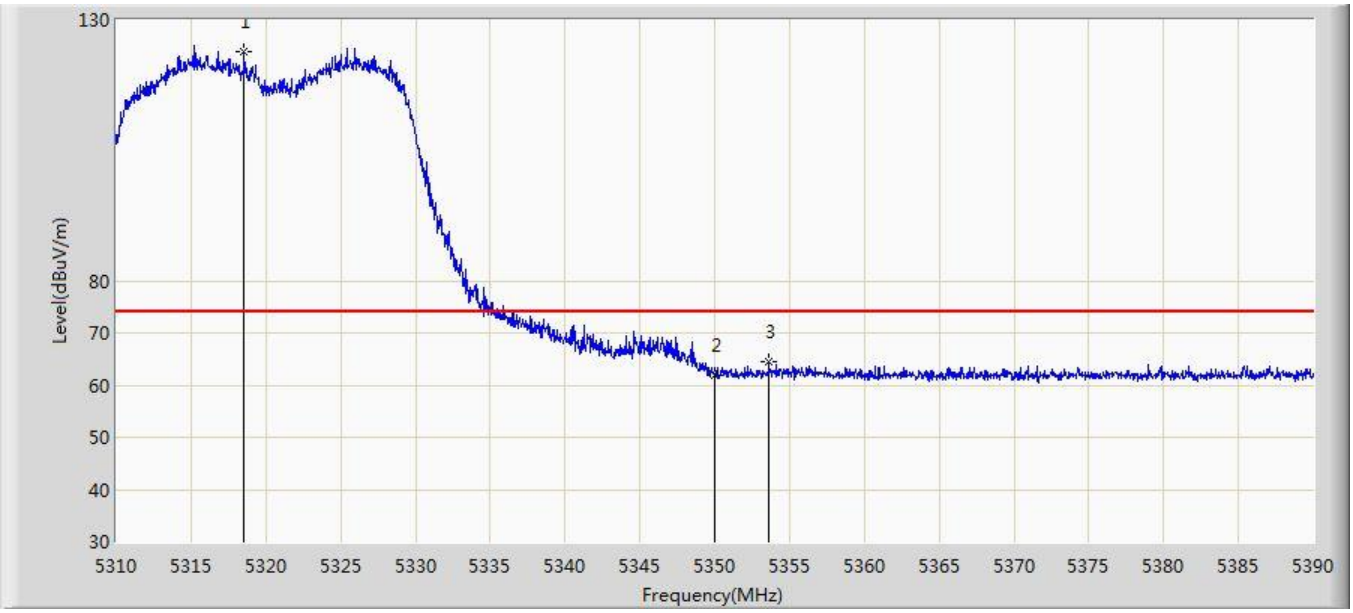

No	Flag	Mark	Frequency (MHz)	Measure Level (dBuV/m)	Reading Level (dBuV)	Margin (dB)	Limit (dBuV/m)	Factor (dB)	Type
1		*	5318.560	123.976	117.627	N/A	N/A	6.348	PK
2			5350.000	62.021	55.694	-11.979	74.000	6.327	PK
3			5353.600	64.447	58.109	-9.553	74.000	6.337	PK

Note: Measure Level (dBμV/m) = Reading Level (dBμV) + Factor (dB)

Factor (dB) = Cable Loss (dB) + Antenna Factor (dB/m) - Pre_Amplifier Gain (dB)

Site: AC1	Time: 2019/11/10 - 17:46
Limit: FCC_Part15.209_RSE(3m)	Engineer: Bacon Dong
Probe: BBHA9120D_1-18GHz	Polarity: Vertical
EUT: HAN Access Point	Power: By PoE
Test Mode: Transmit by 802.11ax-HE20 at Channel 5320MHz with AP361D CDD Mode	

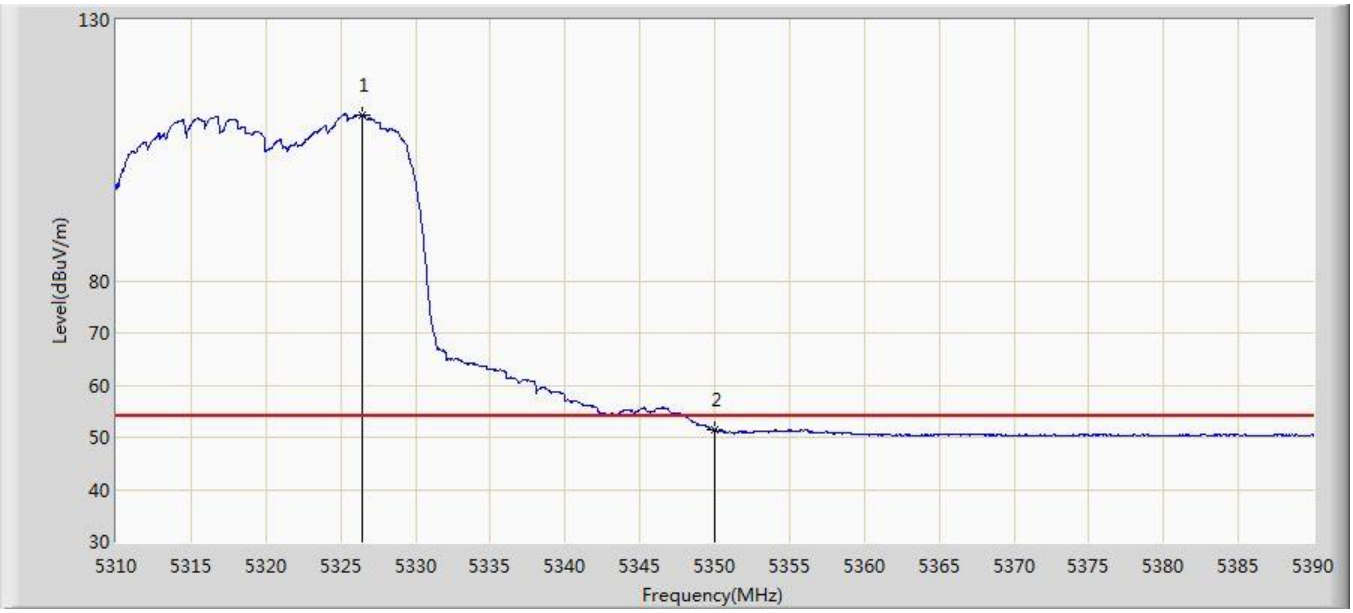

No	Flag	Mark	Frequency (MHz)	Measure Level (dBuV/m)	Reading Level (dBuV)	Margin (dB)	Limit (dBuV/m)	Factor (dB)	Type
1	X	*	5326.440	111.845	105.505	N/A	N/A	6.340	AV
2			5350.000	51.423	45.096	-2.577	54.000	6.327	AV

Note: Measure Level (dBμV/m) = Reading Level (dBμV) + Factor (dB)

Factor (dB) = Cable Loss (dB) + Antenna Factor (dB/m) - Pre_Amplifier Gain (dB)

Site: AC2	Time: 2020/03/07 - 00:18
Limit: FCC_Part15.209_RSE(3m)	Engineer: Dillon Diao
Probe: AC2_BBHA9120D_1-18GHz	Polarity: Horizontal
EUT: HAN Access Point	Power: By PoE
Test Mode: Transmit by 802.11ax-HE20 at channel 5500MHz with AP361D CDD Mode	

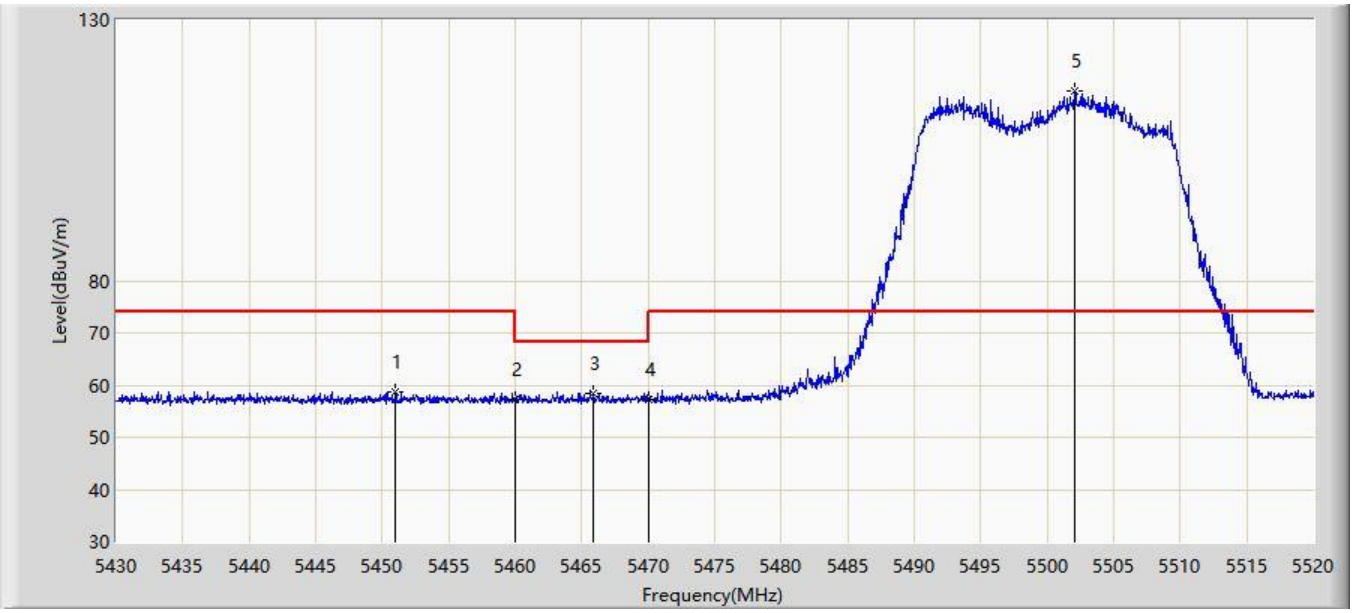

No	Flag	Mark	Frequency (MHz)	Measure Level (dBuV/m)	Reading Level (dBuV)	Margin (dB)	Limit (dBuV/m)	Factor (dB)	Type
1			5451.015	58.773	54.294	-15.227	74.000	4.479	PK
2			5460.000	57.189	52.749	-16.811	74.000	4.440	PK
3			5465.865	58.525	54.076	-9.675	68.200	4.449	PK
4			5470.000	57.310	52.854	-10.890	68.200	4.455	PK
5		*	5502.090	116.348	111.890	N/A	N/A	4.458	PK

Note: Measure Level (dBμV/m) = Reading Level (dBμV) + Factor (dB)

Factor (dB) = Cable Loss (dB) + Antenna Factor (dB/m) - Pre_Amplifier Gain (dB)

Site: AC2	Time: 2020/03/07 - 00:20
Limit: FCC_Part15.209_RSE(3m)	Engineer: Dillon Diao
Probe: AC2_BBHA9120D_1-18GHz	Polarity: Horizontal
EUT: HAN Access Point	Power: By PoE
Test Mode: Transmit by 802.11ax-HE20 at channel 5500MHz with AP361D CDD Mode	

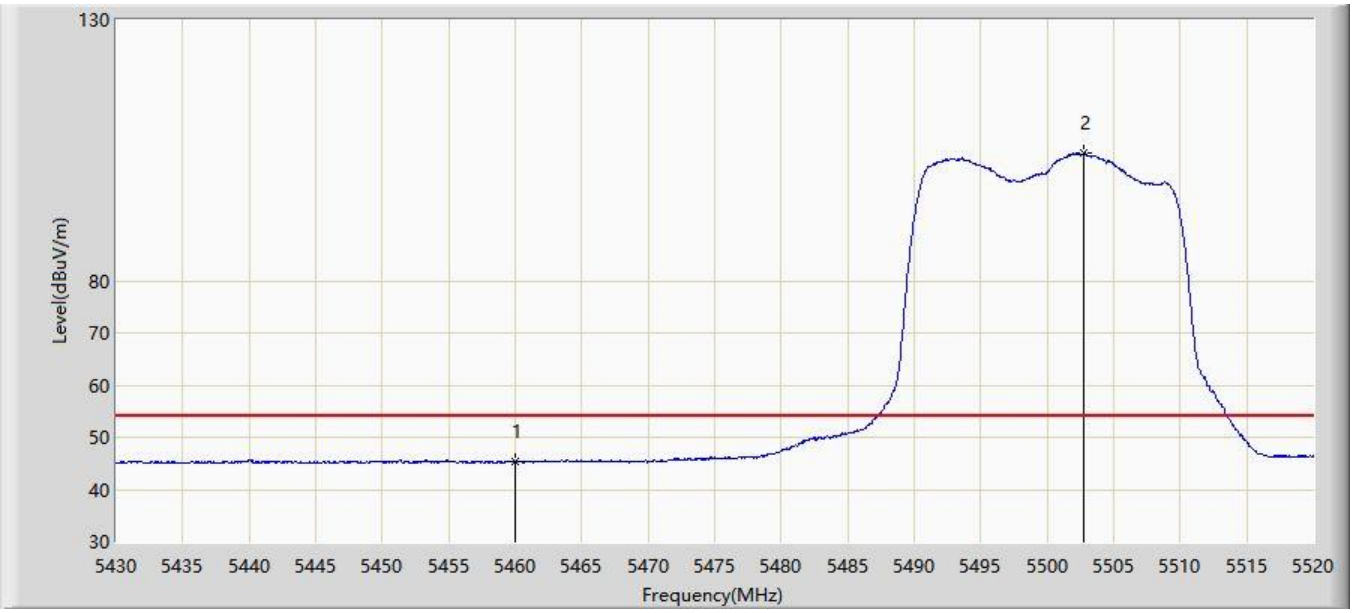

No	Flag	Mark	Frequency (MHz)	Measure Level (dBuV/m)	Reading Level (dBuV)	Margin (dB)	Limit (dBuV/m)	Factor (dB)	Type
1			5460.000	45.261	40.821	-8.739	54.000	4.440	AV
2		*	5502.765	104.425	99.974	N/A	N/A	4.452	AV

Note: Measure Level (dBμV/m) = Reading Level (dBμV) + Factor (dB)

Factor (dB) = Cable Loss (dB) + Antenna Factor (dB/m) - Pre_Amplifier Gain (dB)

Site: AC2	Time: 2020/03/07 - 00:22
Limit: FCC_Part15.209_RSE(3m)	Engineer: Dillon Diao
Probe: AC2_BBHA9120D_1-18GHz	Polarity: Vertical
EUT: HAN Access Point	Power: By PoE
Test Mode: Transmit by 802.11ax-HE20 at channel 5500MHz with AP361D CDD Mode	

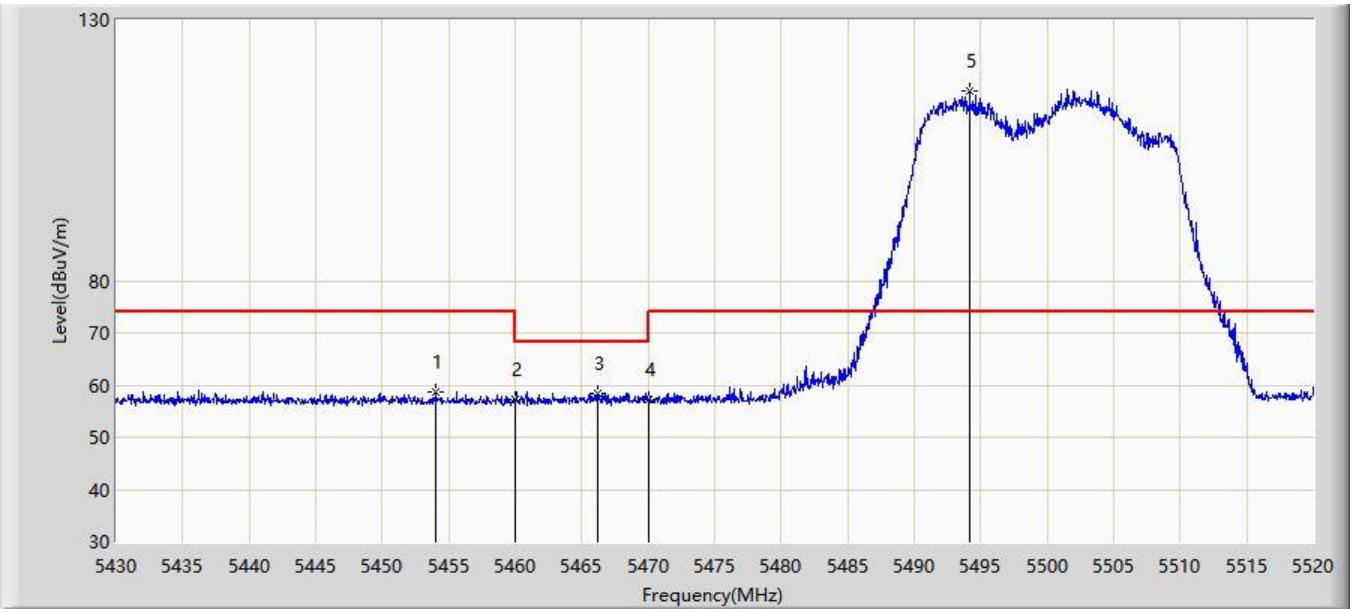

No	Flag	Mark	Frequency (MHz)	Measure Level (dBuV/m)	Reading Level (dBuV)	Margin (dB)	Limit (dBuV/m)	Factor (dB)	Type
1			5454.075	58.746	54.315	-15.254	74.000	4.430	PK
2			5460.000	57.132	52.692	-16.868	74.000	4.440	PK
3			5466.225	58.472	54.022	-9.728	68.200	4.449	PK
4			5470.000	57.308	52.852	-10.892	68.200	4.455	PK
5		*	5494.170	116.518	111.988	N/A	N/A	4.529	PK

Note: Measure Level (dBμV/m) = Reading Level (dBμV) + Factor (dB)

Factor (dB) = Cable Loss (dB) + Antenna Factor (dB/m) - Pre_Amplifier Gain (dB)

Site: AC2	Time: 2020/03/07 - 00:23
Limit: FCC_Part15.209_RSE(3m)	Engineer: Dillon Diao
Probe: AC2_BBHA9120D_1-18GHz	Polarity: Vertical
EUT: HAN Access Point	Power: By PoE
Test Mode: Transmit by 802.11ax-HE20 at channel 5500MHz with AP361D CDD Mode	

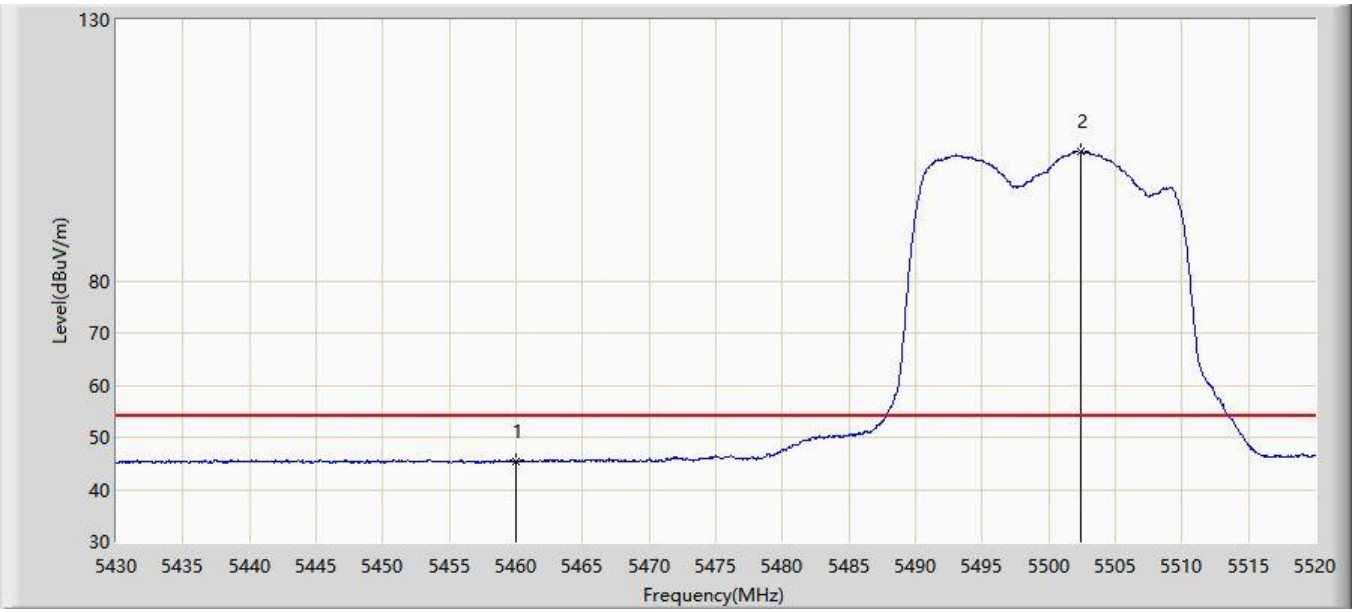

No	Flag	Mark	Frequency (MHz)	Measure Level (dBuV/m)	Reading Level (dBuV)	Margin (dB)	Limit (dBuV/m)	Factor (dB)	Type
1			5460.000	45.433	40.993	-8.567	54.000	4.440	AV
2		*	5502.405	104.710	100.255	N/A	N/A	4.454	AV

Note: Measure Level (dBμV/m) = Reading Level (dBμV) + Factor (dB)

Factor (dB) = Cable Loss (dB) + Antenna Factor (dB/m) - Pre_Amplifier Gain (dB)

Site: AC2	Time: 2020/03/07 - 00:24
Limit: FCC_Part15.209_RSE(3m)	Engineer: Dillon Diao
Probe: AC2_BBHA9120D_1-18GHz	Polarity: Horizontal
EUT: HAN Access Point	Power: By PoE
Test Mode: Transmit by 802.11ax-HE20 at channel 5700MHz with AP361D CDD Mode	

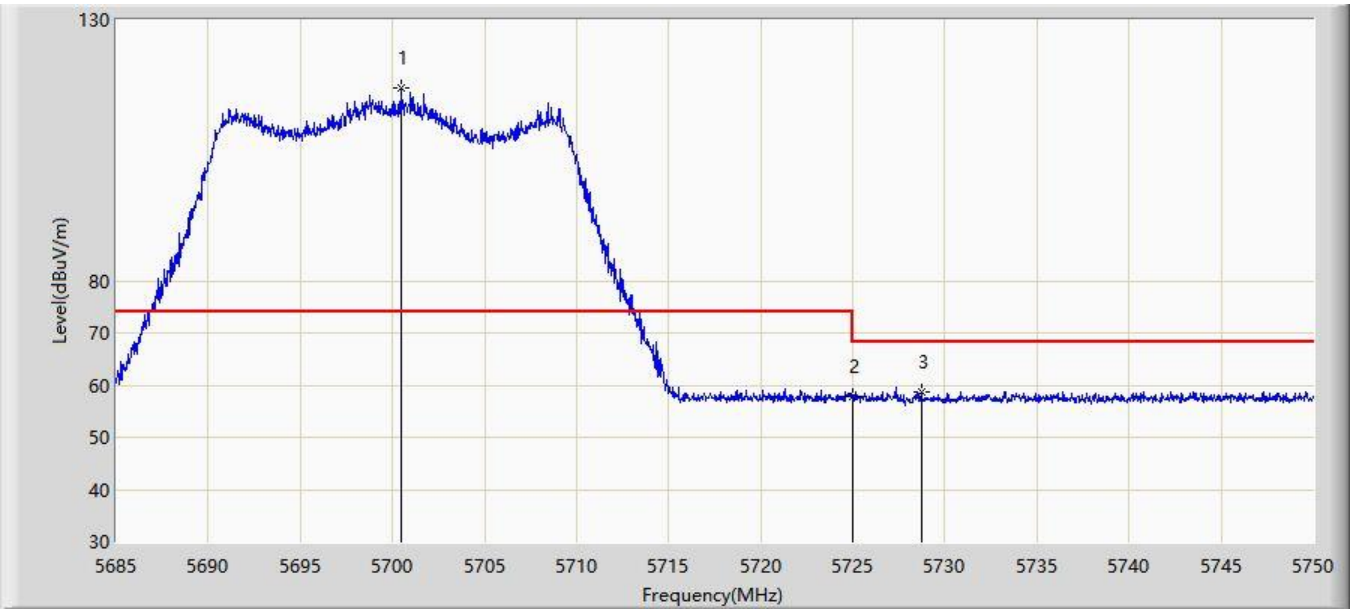

No	Flag	Mark	Frequency (MHz)	Measure Level (dBuV/m)	Reading Level (dBuV)	Margin (dB)	Limit (dBuV/m)	Factor (dB)	Type
1		*	5700.437	117.038	111.713	N/A	N/A	5.326	PK
2			5725.000	57.872	52.394	-10.328	68.200	5.478	PK
3			5728.712	58.800	53.307	-9.400	68.200	5.493	PK

Note: Measure Level (dBμV/m) = Reading Level (dBμV) + Factor (dB)

Factor (dB) = Cable Loss (dB) + Antenna Factor (dB/m) - Pre_Amplifier Gain (dB)

Site: AC2	Time: 2020/03/07 - 00:25
Limit: FCC_Part15.209_RSE(3m)	Engineer: Dillon Diao
Probe: AC2_BBHA9120D_1-18GHz	Polarity: Vertical
EUT: HAN Access Point	Power: By PoE
Test Mode: Transmit by 802.11ax-HE20 at channel 5700MHz with AP361D CDD Mode	

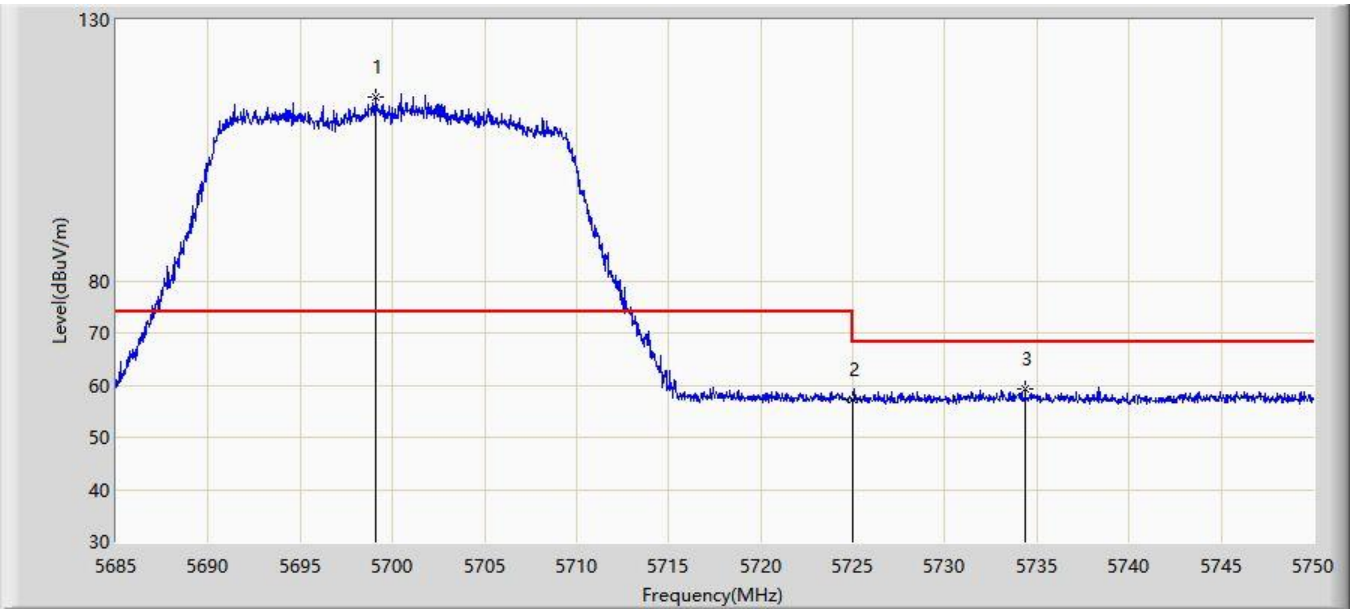

No	Flag	Mark	Frequency (MHz)	Measure Level (dBuV/m)	Reading Level (dBuV)	Margin (dB)	Limit (dBuV/m)	Factor (dB)	Type
1		*	5699.072	115.118	109.815	N/A	N/A	5.303	PK
2			5725.000	57.168	51.690	-11.032	68.200	5.478	PK
3			5734.368	59.208	53.685	-8.992	68.200	5.522	PK

Note: Measure Level (dBμV/m) = Reading Level (dBμV) + Factor (dB)

Factor (dB) = Cable Loss (dB) + Antenna Factor (dB/m) - Pre_Amplifier Gain (dB)

Site: AC2	Time: 2020/03/07 - 00:41
Limit: FCC_Part15.209_RSE(3m)	Engineer: Dillon Diao
Probe: AC2_BBHA9120D_1-18GHz	Polarity: Horizontal
EUT: HAN Access Point	Power: By PoE
Test Mode: Transmit by 802.11ax-HE40 at channel 5310MHz with AP361D CDD Mode	

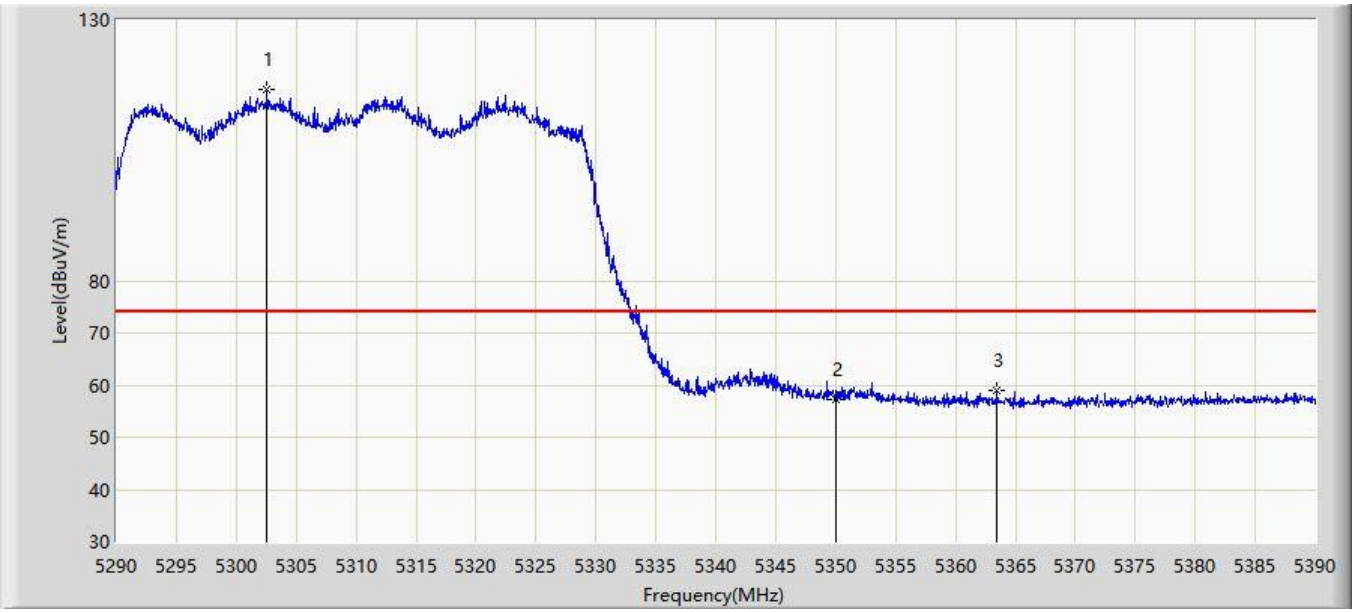

No	Flag	Mark	Frequency (MHz)	Measure Level (dBuV/m)	Reading Level (dBuV)	Margin (dB)	Limit (dBuV/m)	Factor (dB)	Type
1		*	5302.550	116.550	112.159	N/A	N/A	4.391	PK
2			5350.000	57.253	53.076	-16.747	74.000	4.177	PK
3			5363.450	58.842	54.615	-15.158	74.000	4.228	PK

Note: Measure Level (dBμV/m) = Reading Level (dBμV) + Factor (dB)

Factor (dB) = Cable Loss (dB) + Antenna Factor (dB/m) - Pre_Amplifier Gain (dB)

Site: AC2	Time: 2020/03/07 - 00:43
Limit: FCC_Part15.209_RSE(3m)	Engineer: Dillon Diao
Probe: AC2_BBHA9120D_1-18GHz	Polarity: Horizontal
EUT: HAN Access Point	Power: By PoE
Test Mode: Transmit by 802.11ax-HE40 at channel 5310MHz with AP361D CDD Mode	

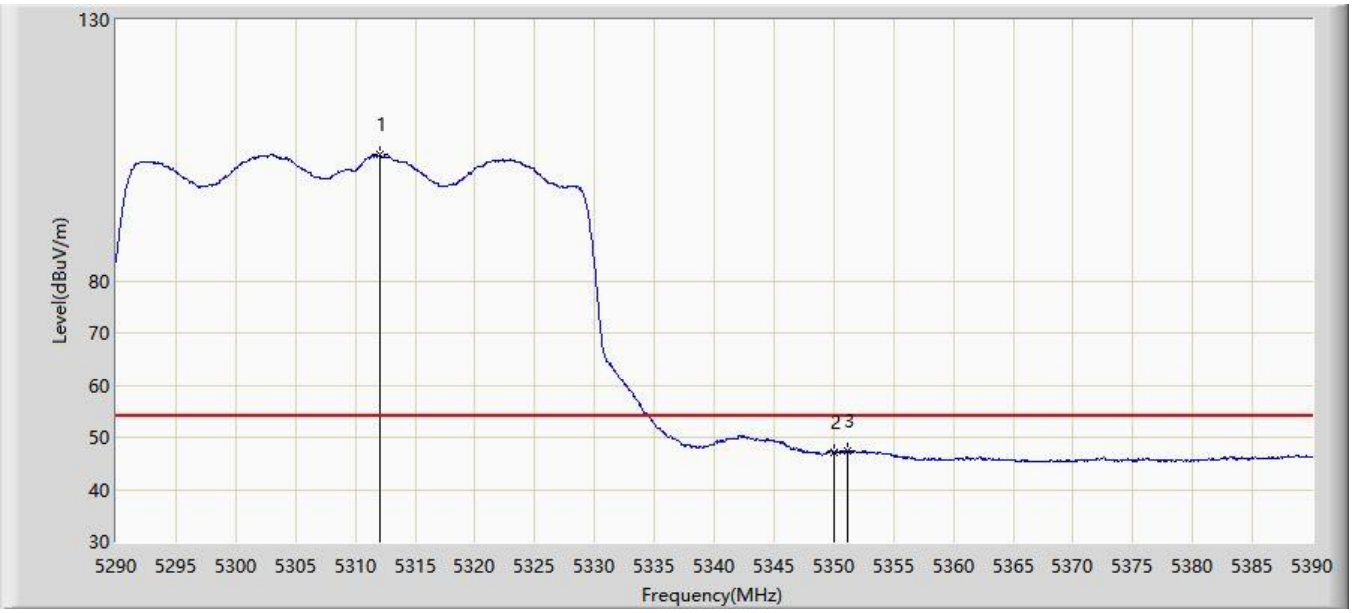

No	Flag	Mark	Frequency (MHz)	Measure Level (dBuV/m)	Reading Level (dBuV)	Margin (dB)	Limit (dBuV/m)	Factor (dB)	Type
1		*	5312.050	104.091	99.896	N/A	N/A	4.194	AV
2			5350.000	47.068	42.891	-6.932	54.000	4.177	AV
3			5351.150	47.420	43.235	-6.580	54.000	4.185	AV

Note: Measure Level (dBμV/m) = Reading Level (dBμV) + Factor (dB)

Factor (dB) = Cable Loss (dB) + Antenna Factor (dB/m) - Pre_Amplifier Gain (dB)

Site: AC2	Time: 2020/03/07 - 00:44
Limit: FCC_Part15.209_RSE(3m)	Engineer: Dillon Diao
Probe: AC2_BBHA9120D_1-18GHz	Polarity: Vertical
EUT: HAN Access Point	Power: By PoE
Test Mode: Transmit by 802.11ax-HE40 at channel 5310MHz with AP361D CDD Mode	

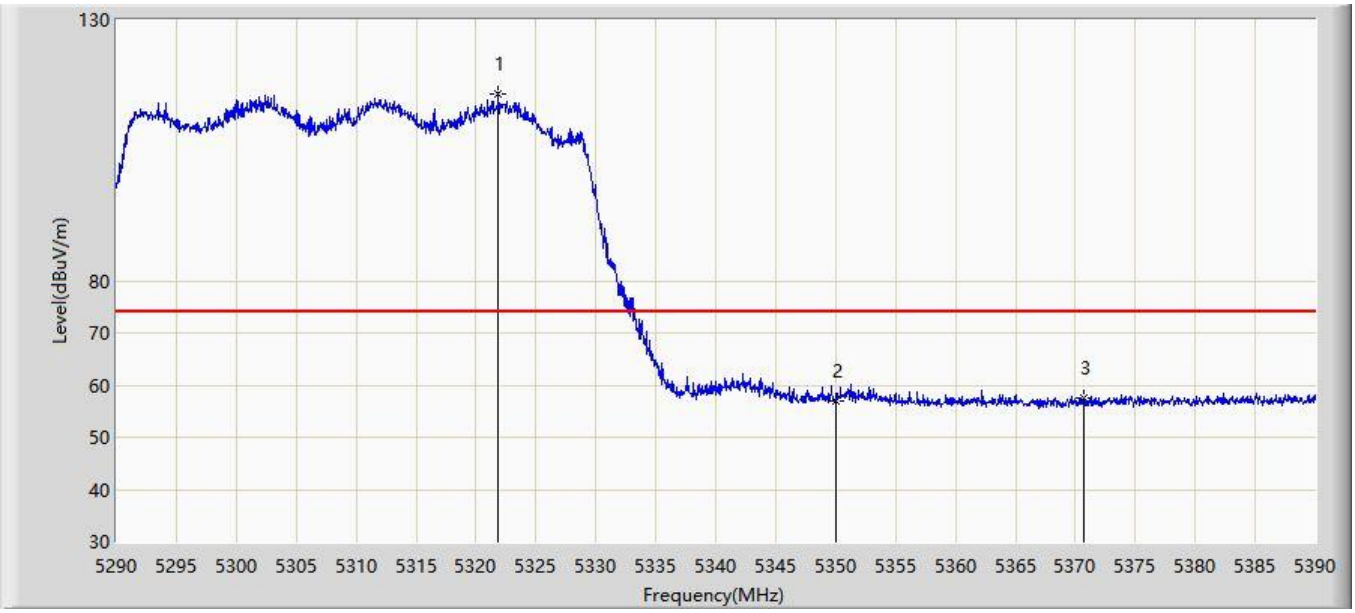

No	Flag	Mark	Frequency (MHz)	Measure Level (dBuV/m)	Reading Level (dBuV)	Margin (dB)	Limit (dBuV/m)	Factor (dB)	Type
1		*	5321.850	115.942	111.870	N/A	N/A	4.073	PK
2			5350.000	56.996	52.819	-17.004	74.000	4.177	PK
3			5370.650	57.417	53.136	-16.583	74.000	4.280	PK

Note: Measure Level (dBμV/m) = Reading Level (dBμV) + Factor (dB)

Factor (dB) = Cable Loss (dB) + Antenna Factor (dB/m) - Pre_Amplifier Gain (dB)

Site: AC2	Time: 2020/03/07 - 00:45
Limit: FCC_Part15.209_RSE(3m)	Engineer: Dillon Diao
Probe: AC2_BBHA9120D_1-18GHz	Polarity: Vertical
EUT: HAN Access Point	Power: By PoE
Test Mode: Transmit by 802.11ax-HE40 at channel 5310MHz with AP361D CDD Mode	

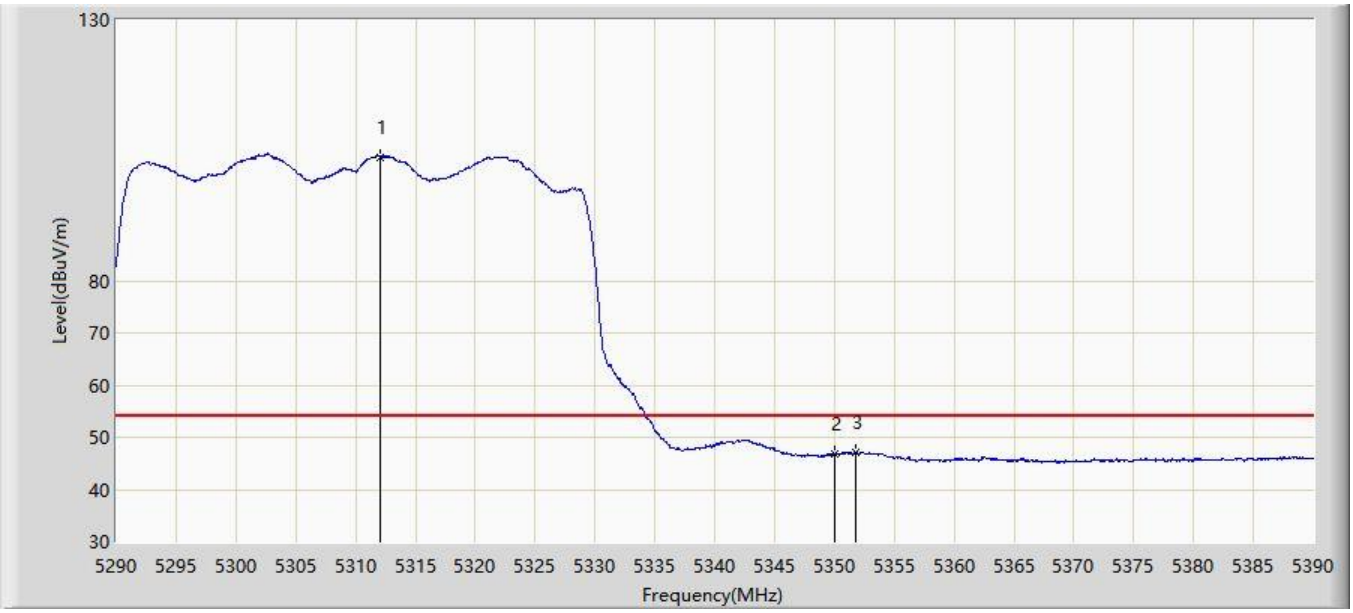

No	Flag	Mark	Frequency (MHz)	Measure Level (dBuV/m)	Reading Level (dBuV)	Margin (dB)	Limit (dBuV/m)	Factor (dB)	Type
1		*	5312.050	103.706	99.511	N/A	N/A	4.194	AV
2			5350.000	46.906	42.729	-7.094	54.000	4.177	AV
3			5351.800	47.219	43.030	-6.781	54.000	4.189	AV

Note: Measure Level (dBμV/m) = Reading Level (dBμV) + Factor (dB)

Factor (dB) = Cable Loss (dB) + Antenna Factor (dB/m) - Pre_Amplifier Gain (dB)

Site: AC2	Time: 2020/03/07 - 00:46
Limit: FCC_Part15.209_RSE(3m)	Engineer: Dillon Diao
Probe: AC2_BBHA9120D_1-18GHz	Polarity: Horizontal
EUT: HAN Access Point	Power: By PoE
Test Mode: Transmit by 802.11ax-HE40 at channel 5510MHz with AP361D CDD Mode	

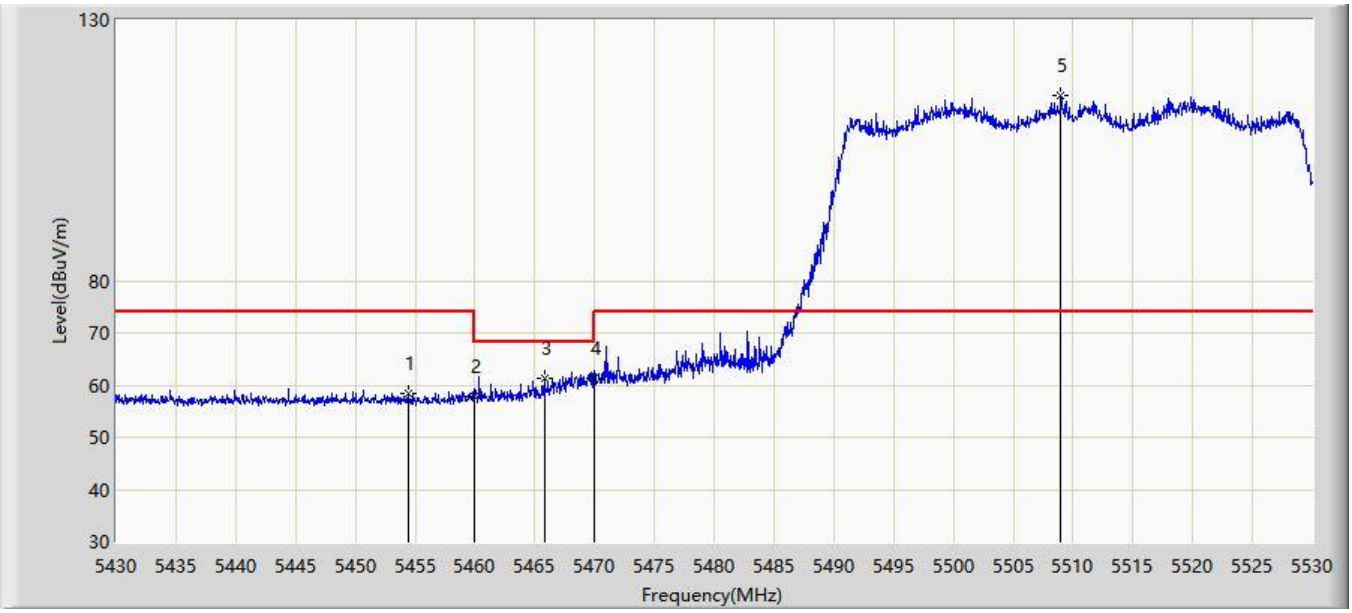

No	Flag	Mark	Frequency (MHz)	Measure Level (dBuV/m)	Reading Level (dBuV)	Margin (dB)	Limit (dBuV/m)	Factor (dB)	Type
1			5454.400	58.333	53.902	-15.667	74.000	4.431	PK
2			5460.000	57.683	53.243	-16.317	74.000	4.440	PK
3			5465.800	61.363	56.914	-6.837	68.200	4.449	PK
4			5470.000	61.316	56.860	-6.884	68.200	4.455	PK
5		*	5509.000	115.458	110.930	N/A	N/A	4.529	PK

Note: Measure Level (dBμV/m) = Reading Level (dBμV) + Factor (dB)

Factor (dB) = Cable Loss (dB) + Antenna Factor (dB/m) - Pre_Amplifier Gain (dB)

Site: AC2	Time: 2020/03/07 - 00:47
Limit: FCC_Part15.209_RSE(3m)	Engineer: Dillon Diao
Probe: AC2_BBHA9120D_1-18GHz	Polarity: Horizontal
EUT: HAN Access Point	Power: By PoE
Test Mode: Transmit by 802.11ax-HE40 at channel 5510MHz with AP361D CDD Mode	

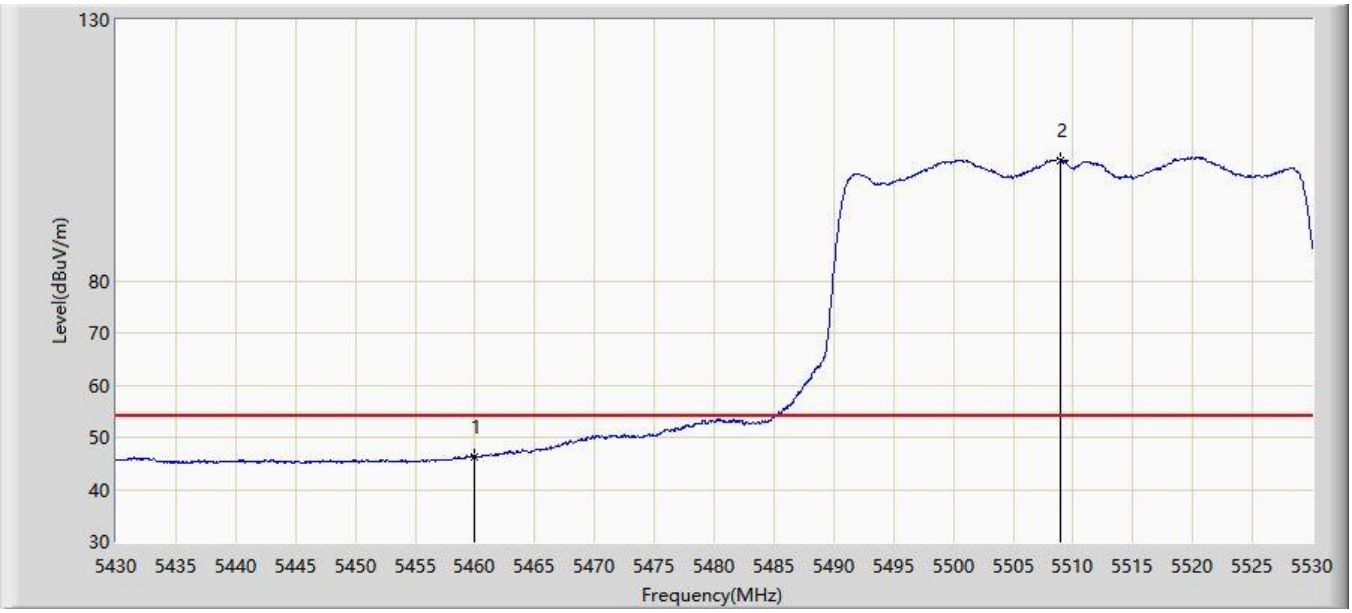

No	Flag	Mark	Frequency (MHz)	Measure Level (dBuV/m)	Reading Level (dBuV)	Margin (dB)	Limit (dBuV/m)	Factor (dB)	Type
1			5460.000	46.250	41.810	-7.750	54.000	4.440	AV
2		*	5508.950	103.179	98.652	N/A	N/A	4.527	AV

Note: Measure Level (dBµV/m) = Reading Level (dBµV) + Factor (dB)

Factor (dB) = Cable Loss (dB) + Antenna Factor (dB/m) - Pre_Amplifier Gain (dB)

Site: AC2	Time: 2020/03/07 - 00:48
Limit: FCC_Part15.209_RSE(3m)	Engineer: Dillon Diao
Probe: AC2_BBHA9120D_1-18GHz	Polarity: Vertical
EUT: HAN Access Point	Power: By PoE
Test Mode: Transmit by 802.11ax-HE40 at channel 5510MHz with AP361D CDD Mode	

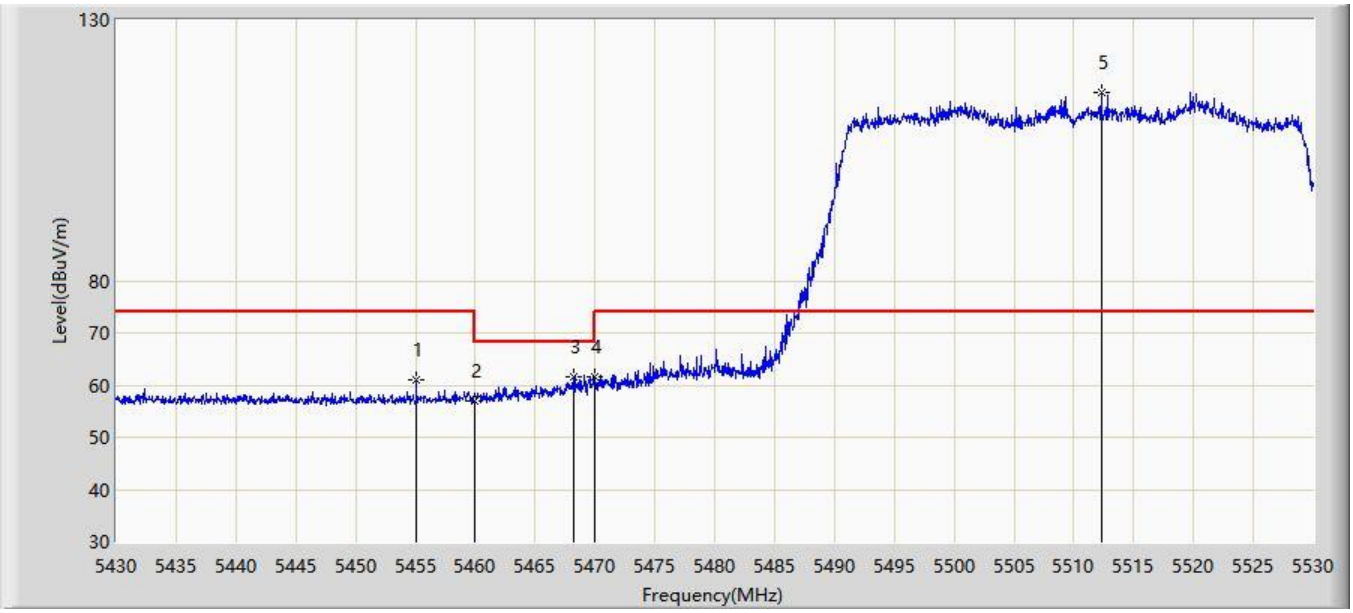

No	Flag	Mark	Frequency (MHz)	Measure Level (dBuV/m)	Reading Level (dBuV)	Margin (dB)	Limit (dBuV/m)	Factor (dB)	Type
1			5455.050	61.147	56.715	-12.853	74.000	4.432	PK
2			5460.000	57.049	52.609	-16.951	74.000	4.440	PK
3			5468.250	61.648	57.195	-6.552	68.200	4.453	PK
4			5470.000	61.476	57.020	-6.724	68.200	4.455	PK
5		*	5512.300	115.981	111.372	N/A	N/A	4.609	PK

Note: Measure Level (dBμV/m) = Reading Level (dBμV) + Factor (dB)

Factor (dB) = Cable Loss (dB) + Antenna Factor (dB/m) - Pre_Amplifier Gain (dB)

Site: AC2	Time: 2020/03/07 - 00:50
Limit: FCC_Part15.209_RSE(3m)	Engineer: Dillon Diao
Probe: AC2_BBHA9120D_1-18GHz	Polarity: Vertical
EUT: HAN Access Point	Power: By PoE
Test Mode: Transmit by 802.11ax-HE40 at channel 5510MHz with AP361D CDD Mode	

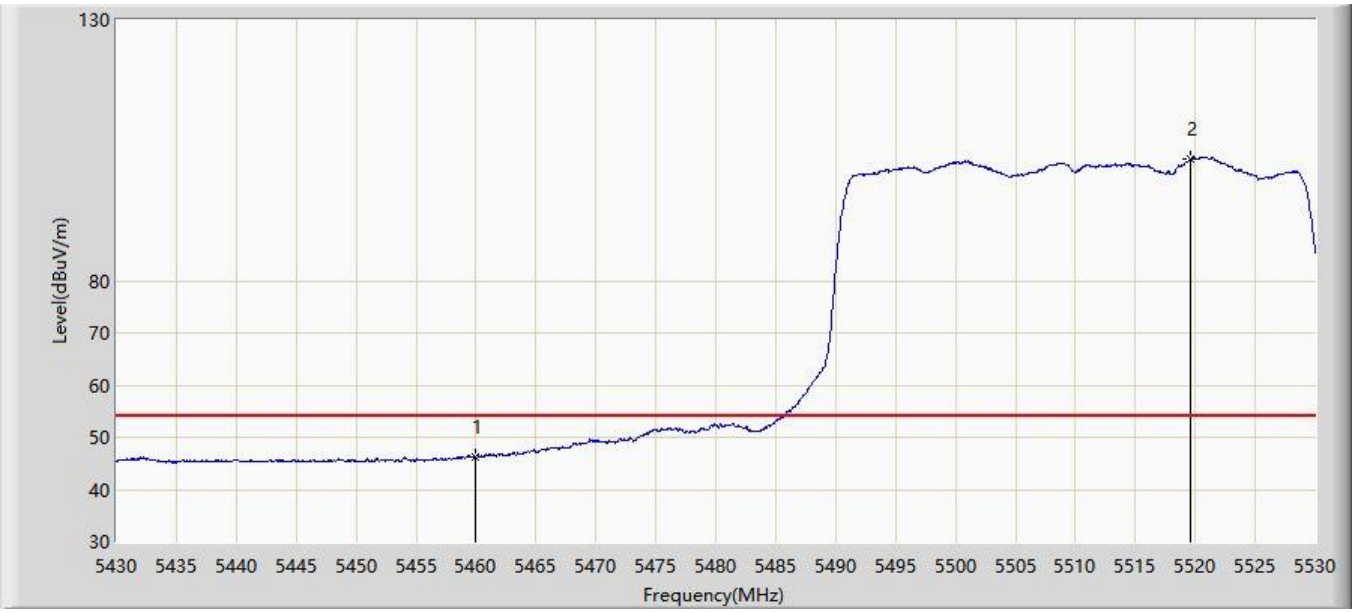

No	Flag	Mark	Frequency (MHz)	Measure Level (dBuV/m)	Reading Level (dBuV)	Margin (dB)	Limit (dBuV/m)	Factor (dB)	Type
1			5460.000	46.242	41.802	-7.758	54.000	4.440	AV
2		*	5519.650	103.448	98.661	N/A	N/A	4.788	AV

Note: Measure Level (dBµV/m) = Reading Level (dBµV) + Factor (dB)

Factor (dB) = Cable Loss (dB) + Antenna Factor (dB/m) - Pre_Amplifier Gain (dB)

Site: AC2	Time: 2020/03/07 - 00:51
Limit: FCC_Part15.209_RSE(3m)	Engineer: Dillon Diao
Probe: AC2_BBHA9120D_1-18GHz	Polarity: Horizontal
EUT: HAN Access Point	Power: By PoE
Test Mode: Transmit by 802.11ax-HE40 at channel 5670MHz with AP361D CDD Mode	

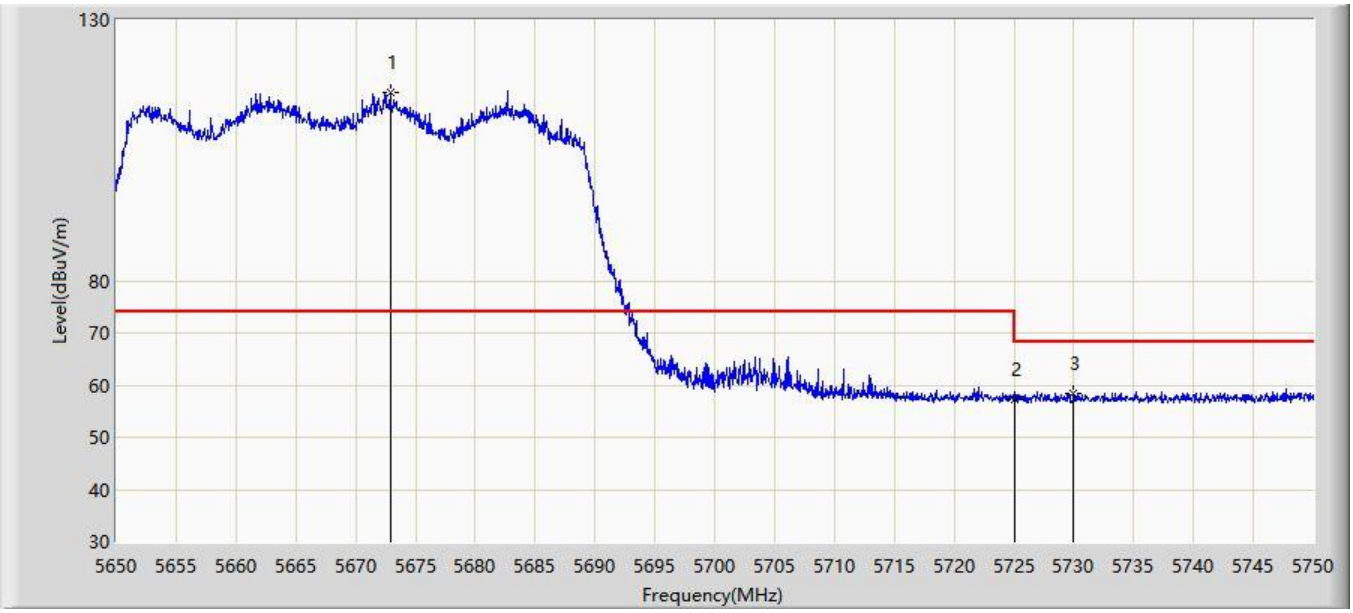

No	Flag	Mark	Frequency (MHz)	Measure Level (dBuV/m)	Reading Level (dBuV)	Margin (dB)	Limit (dBuV/m)	Factor (dB)	Type
1		*	5672.900	116.151	110.723	N/A	N/A	5.428	PK
2			5725.000	57.386	51.908	-10.814	68.200	5.478	PK
3			5729.950	58.508	53.009	-9.692	68.200	5.499	PK

Note: Measure Level (dBμV/m) = Reading Level (dBμV) + Factor (dB)

Factor (dB) = Cable Loss (dB) + Antenna Factor (dB/m) - Pre_Amplifier Gain (dB)

Site: AC2	Time: 2020/03/07 - 00:52
Limit: FCC_Part15.209_RSE(3m)	Engineer: Dillon Diao
Probe: AC2_BBHA9120D_1-18GHz	Polarity: Vertical
EUT: HAN Access Point	Power: By PoE
Test Mode: Transmit by 802.11ax-HE40 at channel 5670MHz with AP361D CDD Mode	

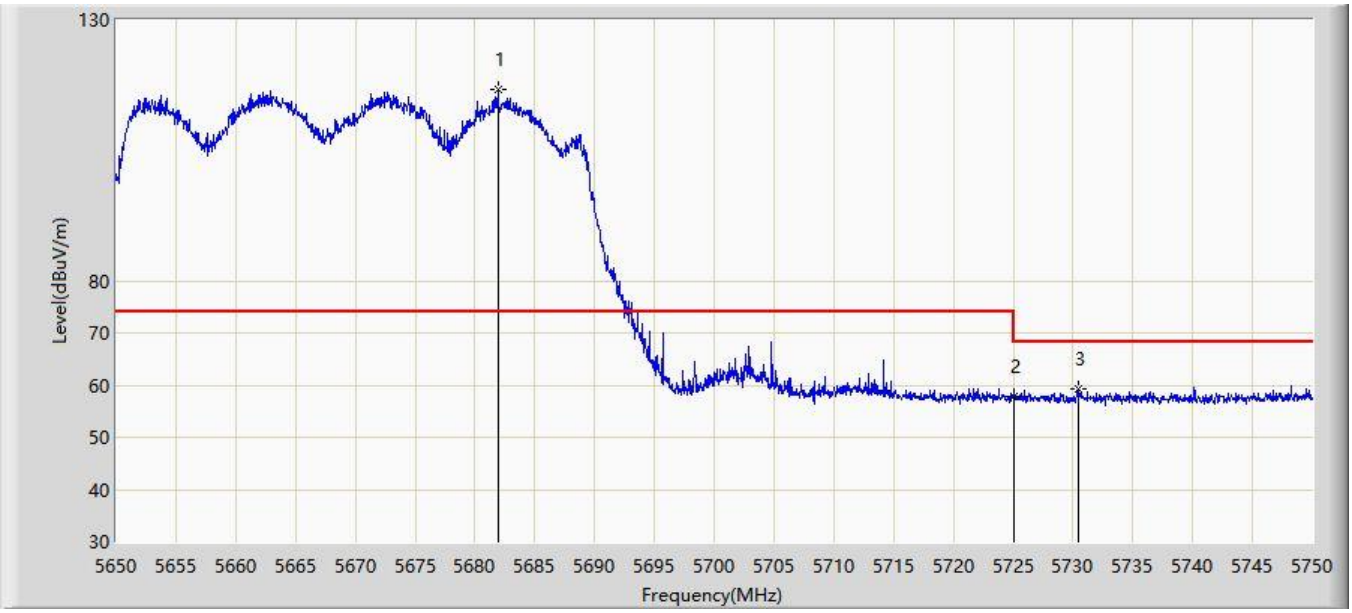

No	Flag	Mark	Frequency (MHz)	Measure Level (dBuV/m)	Reading Level (dBuV)	Margin (dB)	Limit (dBuV/m)	Factor (dB)	Type
1		*	5681.900	116.670	111.343	N/A	N/A	5.326	PK
2			5725.000	57.898	52.420	-10.302	68.200	5.478	PK
3			5730.400	59.303	53.801	-8.897	68.200	5.502	PK

Note: Measure Level (dBμV/m) = Reading Level (dBμV) + Factor (dB)

Factor (dB) = Cable Loss (dB) + Antenna Factor (dB/m) - Pre_Amplifier Gain (dB)

Site: AC2	Time: 2020/03/07 - 01:04
Limit: FCC_Part15.209_RSE(3m)	Engineer: Dillon Diao
Probe: AC2_BBHA9120D_1-18GHz	Polarity: Horizontal
EUT: HAN Access Point	Power: By PoE
Test Mode: Transmit by 802.11ax-HE80 at channel 5290MHz with AP361D CDD Mode	

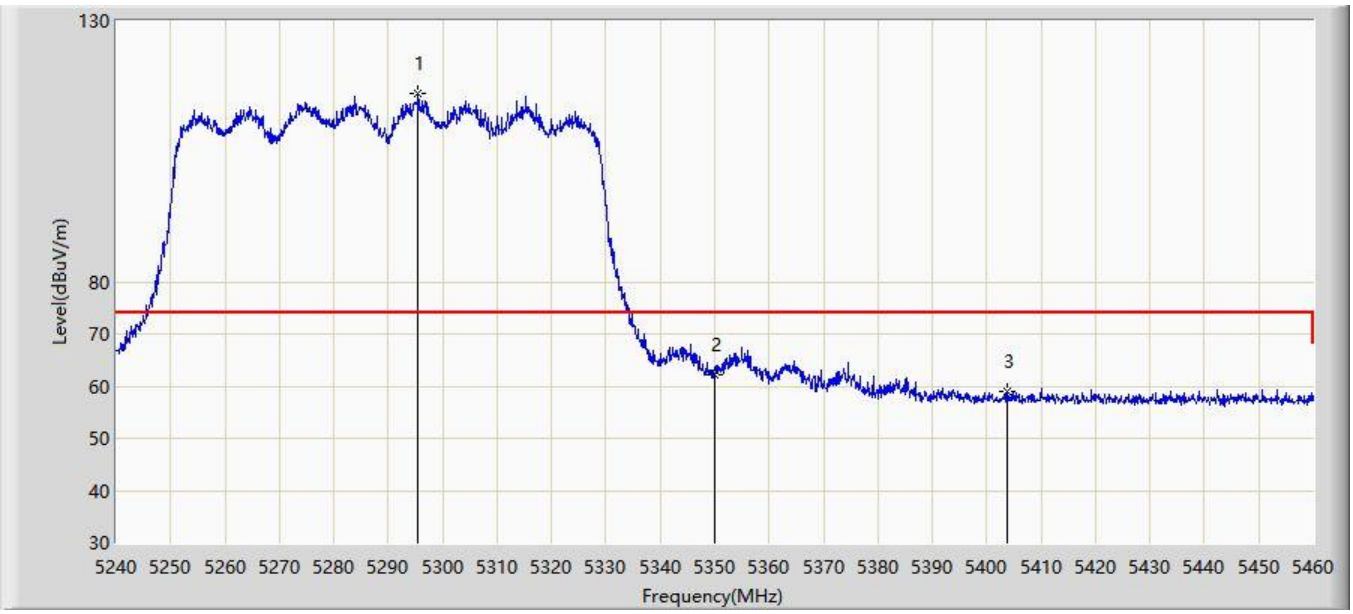

No	Flag	Mark	Frequency (MHz)	Measure Level (dBuV/m)	Reading Level (dBuV)	Margin (dB)	Limit (dBuV/m)	Factor (dB)	Type
1		*	5295.550	116.034	111.642	N/A	N/A	4.392	PK
2			5350.000	62.056	57.879	-11.944	74.000	4.177	PK
3			5403.680	59.117	54.450	-14.883	74.000	4.667	PK

Note: Measure Level (dBµV/m) = Reading Level (dBµV) + Factor (dB)

Factor (dB) = Cable Loss (dB) + Antenna Factor (dB/m) - Pre_Amplifier Gain (dB)

Site: AC2	Time: 2020/03/07 - 01:05
Limit: FCC_Part15.209_RSE(3m)	Engineer: Dillon Diao
Probe: AC2_BBHA9120D_1-18GHz	Polarity: Horizontal
EUT: HAN Access Point	Power: By PoE
Test Mode: Transmit by 802.11ax-HE80 at channel 5290MHz with AP361D CDD Mode	

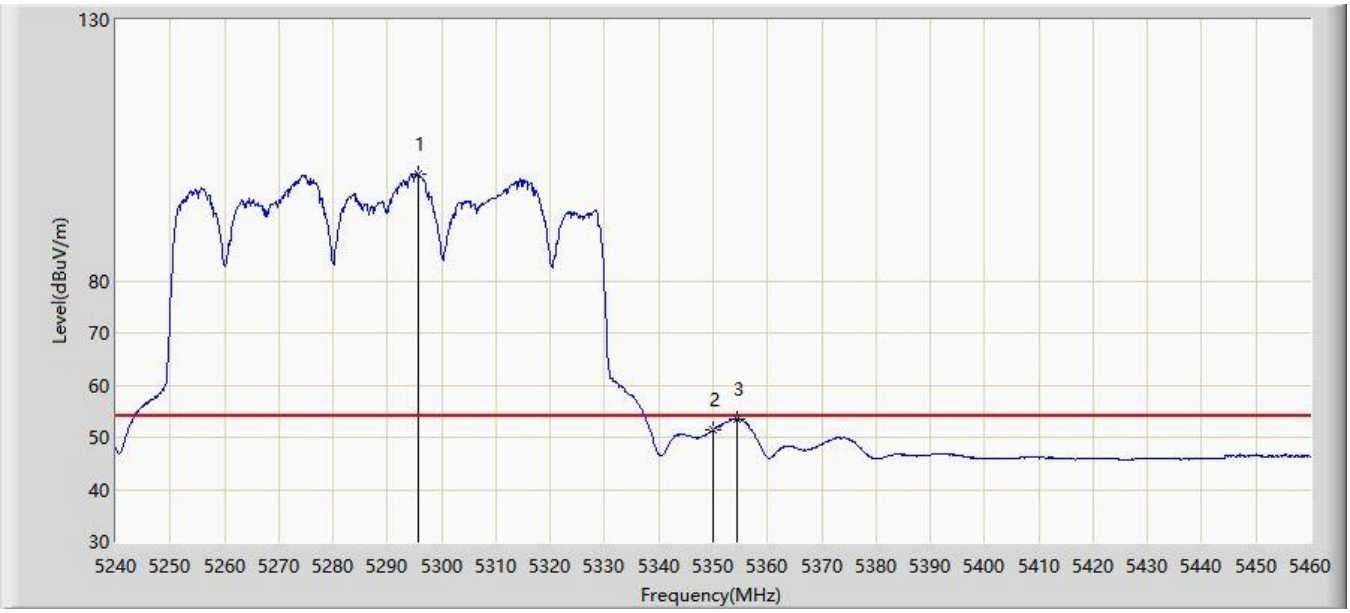

No	Flag	Mark	Frequency (MHz)	Measure Level (dBuV/m)	Reading Level (dBuV)	Margin (dB)	Limit (dBuV/m)	Factor (dB)	Type
1		*	5295.660	100.509	96.116	N/A	N/A	4.393	AV
2			5350.000	51.473	47.296	-2.527	54.000	4.177	AV
3			5354.510	53.450	49.251	-0.550	54.000	4.199	AV

Note: Measure Level (dBμV/m) = Reading Level (dBμV) + Factor (dB)

Factor (dB) = Cable Loss (dB) + Antenna Factor (dB/m) - Pre_Amplifier Gain (dB)

Site: AC2	Time: 2020/03/07 - 01:07
Limit: FCC_Part15.209_RSE(3m)	Engineer: Dillon Diao
Probe: AC2_BBHA9120D_1-18GHz	Polarity: Vertical
EUT: HAN Access Point	Power: By PoE
Test Mode: Transmit by 802.11ax-HE80 at channel 5290MHz with AP361D CDD Mode	

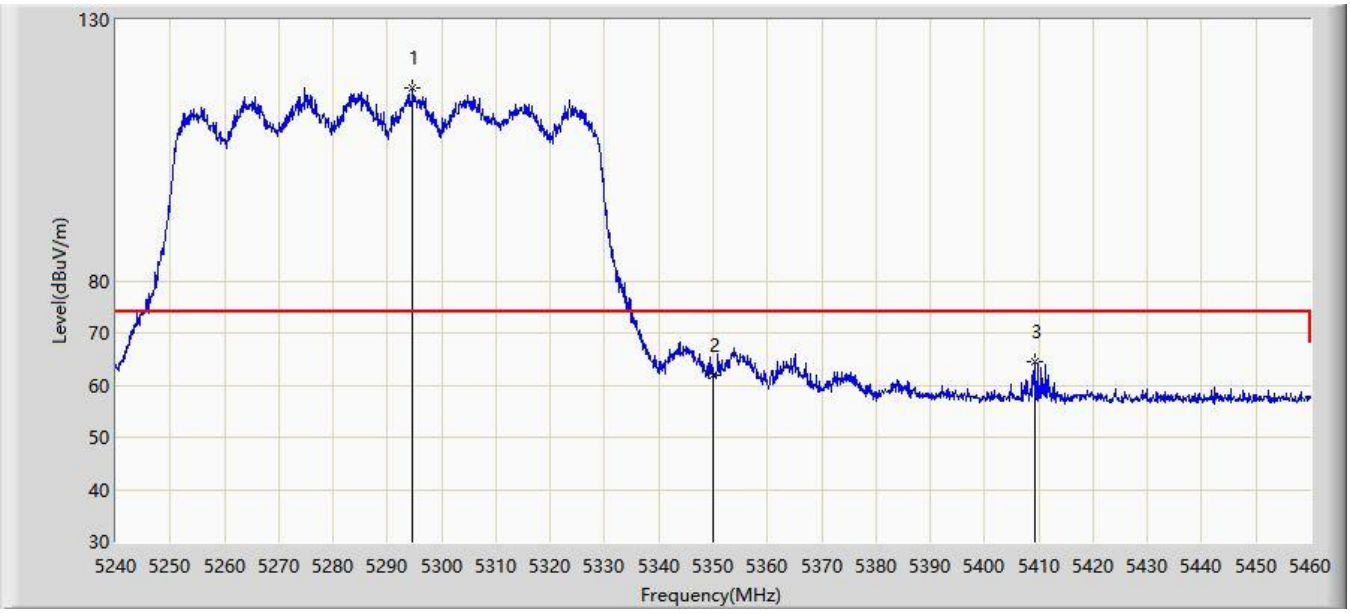

No	Flag	Mark	Frequency (MHz)	Measure Level (dBuV/m)	Reading Level (dBuV)	Margin (dB)	Limit (dBuV/m)	Factor (dB)	Type
1		*	5294.670	116.965	112.577	N/A	N/A	4.388	PK
2			5350.000	61.981	57.804	-12.019	74.000	4.177	PK
3			5409.180	64.623	59.963	-9.377	74.000	4.660	PK

Note: Measure Level (dBμV/m) = Reading Level (dBμV) + Factor (dB)

Factor (dB) = Cable Loss (dB) + Antenna Factor (dB/m) - Pre_Amplifier Gain (dB)

Site: AC2	Time: 2020/03/07 - 01:08
Limit: FCC_Part15.209_RSE(3m)	Engineer: Dillon Diao
Probe: AC2_BBHA9120D_1-18GHz	Polarity: Vertical
EUT: HAN Access Point	Power: By PoE
Test Mode: Transmit by 802.11ax-HE80 at channel 5290MHz with AP361D CDD Mode	

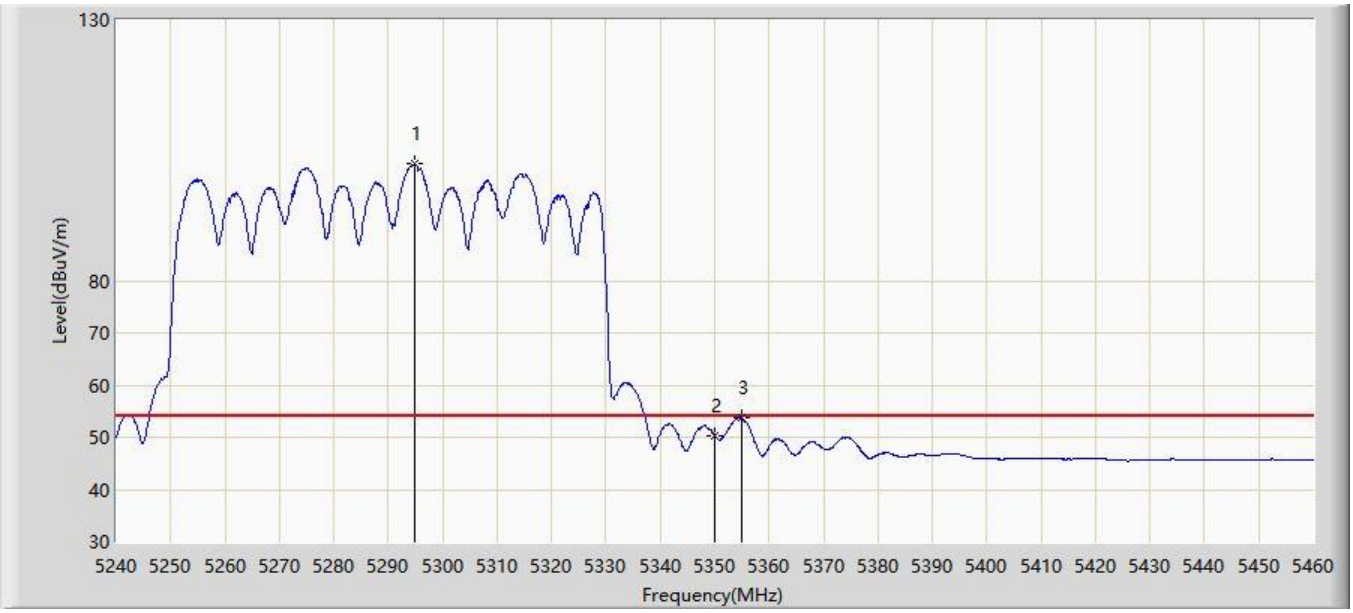

No	Flag	Mark	Frequency (MHz)	Measure Level (dBuV/m)	Reading Level (dBuV)	Margin (dB)	Limit (dBuV/m)	Factor (dB)	Type
1		*	5294.780	102.322	97.934	N/A	N/A	4.388	AV
2			5350.000	50.289	46.112	-3.711	54.000	4.177	AV
3			5354.840	53.638	49.438	-0.362	54.000	4.201	AV

Note: Measure Level (dBμV/m) = Reading Level (dBμV) + Factor (dB)

Factor (dB) = Cable Loss (dB) + Antenna Factor (dB/m) - Pre_Amplifier Gain (dB)

Site: AC2	Time: 2020/03/07 - 01:10
Limit: FCC_Part15.209_RSE(3m)	Engineer: Dillon Diao
Probe: AC2_BBHA9120D_1-18GHz	Polarity: Horizontal
EUT: HAN Access Point	Power: By PoE
Test Mode: Transmit by 802.11ax-HE80 at channel 5530MHz with AP361D CDD Mode	

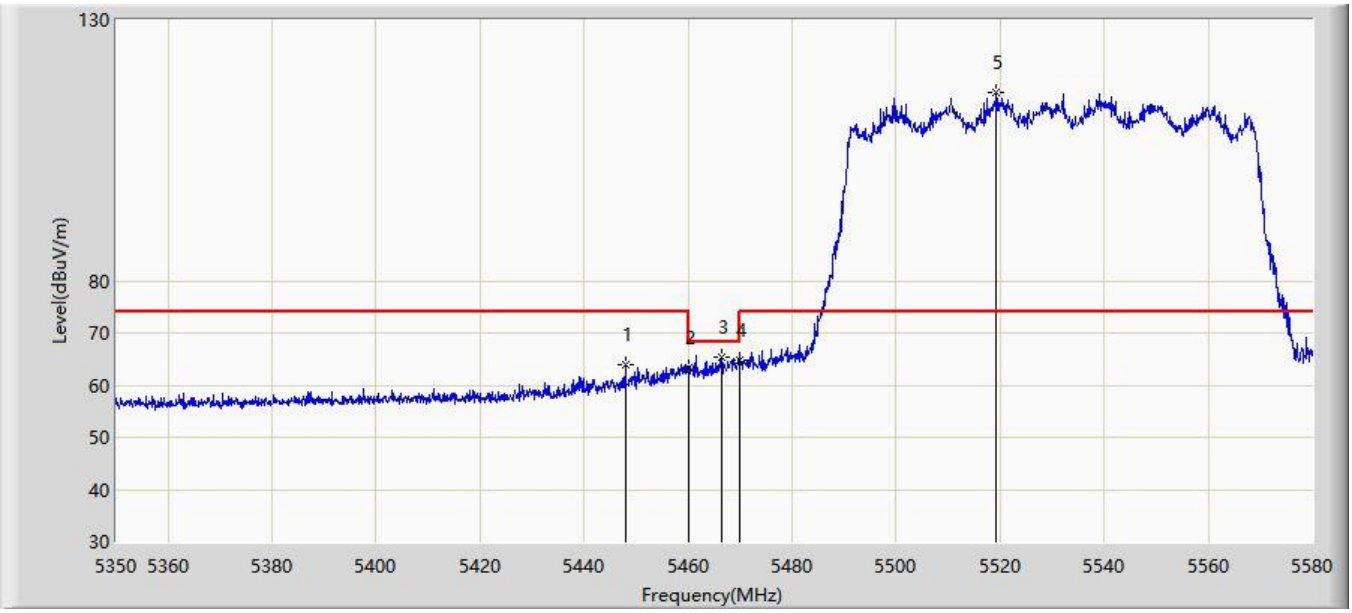

No	Flag	Mark	Frequency (MHz)	Measure Level (dBuV/m)	Reading Level (dBuV)	Margin (dB)	Limit (dBuV/m)	Factor (dB)	Type
1			5447.865	63.878	59.347	-10.122	74.000	4.531	PK
2			5460.000	63.477	59.037	-10.523	74.000	4.440	PK
3			5466.495	65.337	60.887	-2.863	68.200	4.451	PK
4			5470.000	64.776	60.320	-3.424	68.200	4.455	PK
5		*	5519.280	116.186	111.408	N/A	N/A	4.778	PK

Note: Measure Level (dBμV/m) = Reading Level (dBμV) + Factor (dB)

Factor (dB) = Cable Loss (dB) + Antenna Factor (dB/m) - Pre_Amplifier Gain (dB)

Site: AC2	Time: 2020/03/07 - 01:11
Limit: FCC_Part15.209_RSE(3m)	Engineer: Dillon Diao
Probe: AC2_BBHA9120D_1-18GHz	Polarity: Horizontal
EUT: HAN Access Point	Power: By PoE
Test Mode: Transmit by 802.11ax-HE80 at channel 5530MHz with AP361D CDD Mode	

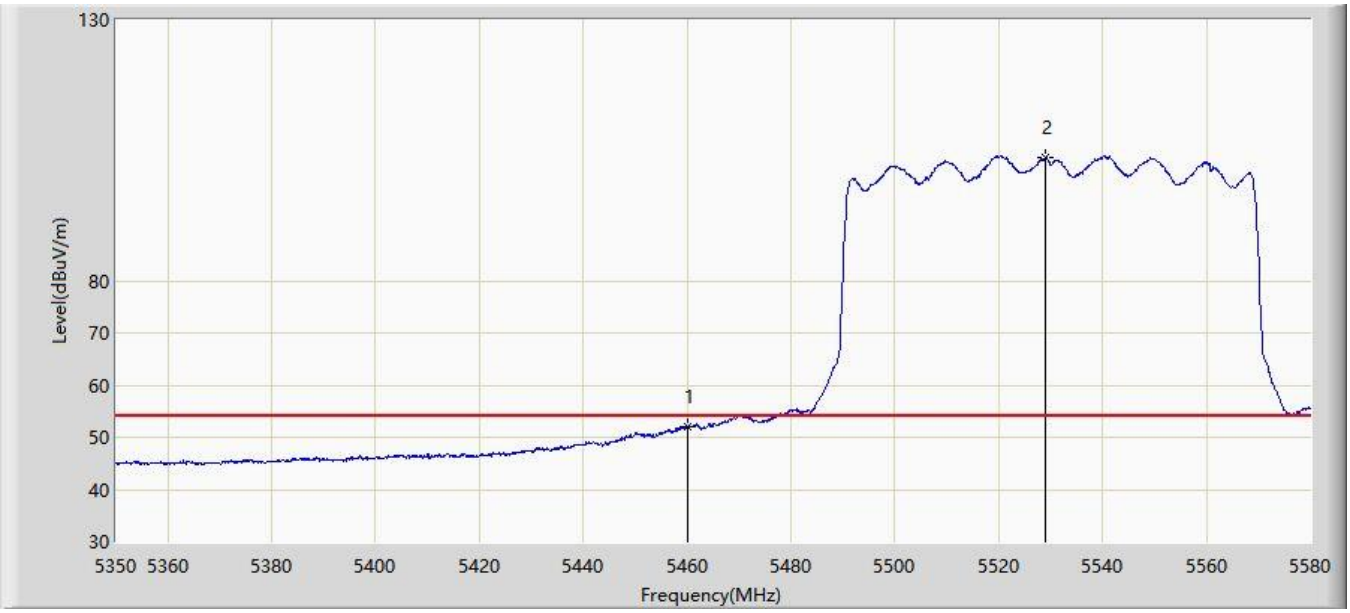

No	Flag	Mark	Frequency (MHz)	Measure Level (dBuV/m)	Reading Level (dBuV)	Margin (dB)	Limit (dBuV/m)	Factor (dB)	Type
1			5460.000	52.122	47.682	-1.878	54.000	4.440	AV
2		*	5528.940	103.650	98.770	N/A	N/A	4.879	AV

Note: Measure Level (dBµV/m) = Reading Level (dBµV) + Factor (dB)

Factor (dB) = Cable Loss (dB) + Antenna Factor (dB/m) - Pre_Amplifier Gain (dB)

Site: AC2	Time: 2020/03/07 - 01:12
Limit: FCC_Part15.209_RSE(3m)	Engineer: Dillon Diao
Probe: AC2_BBHA9120D_1-18GHz	Polarity: Vertical
EUT: HAN Access Point	Power: By PoE
Test Mode: Transmit by 802.11ax-HE80 at channel 5530MHz with AP361D CDD Mode	

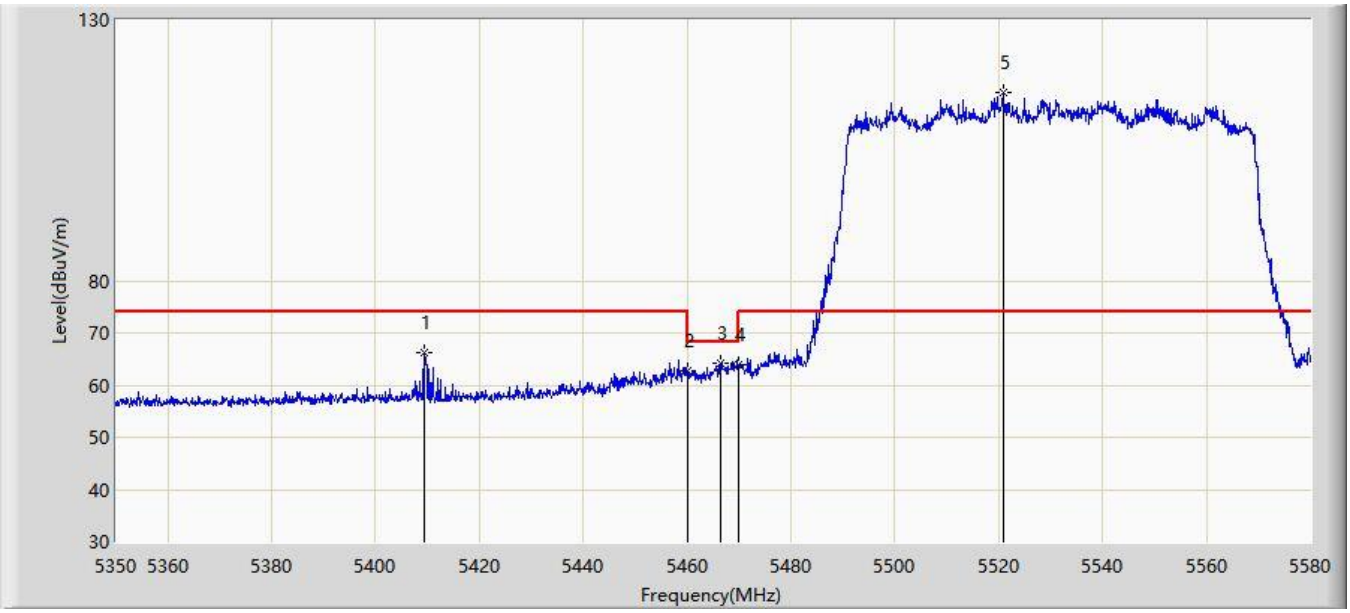

No	Flag	Mark	Frequency (MHz)	Measure Level (dBuV/m)	Reading Level (dBuV)	Margin (dB)	Limit (dBuV/m)	Factor (dB)	Type
1			5409.455	66.294	61.634	-7.706	74.000	4.660	PK
2			5460.000	62.818	58.378	-11.182	74.000	4.440	PK
3			5466.380	64.067	59.617	-4.133	68.200	4.450	PK
4			5470.000	63.852	59.396	-4.348	68.200	4.455	PK
5		*	5520.775	116.099	111.284	N/A	N/A	4.815	PK

Note: Measure Level (dBμV/m) = Reading Level (dBμV) + Factor (dB)

Factor (dB) = Cable Loss (dB) + Antenna Factor (dB/m) - Pre_Amplifier Gain (dB)

Site: AC2	Time: 2020/03/07 - 01:13
Limit: FCC_Part15.209_RSE(3m)	Engineer: Dillon Diao
Probe: AC2_BBHA9120D_1-18GHz	Polarity: Vertical
EUT: HAN Access Point	Power: By PoE
Test Mode: Transmit by 802.11ax-HE80 at channel 5530MHz with AP361D CDD Mode	

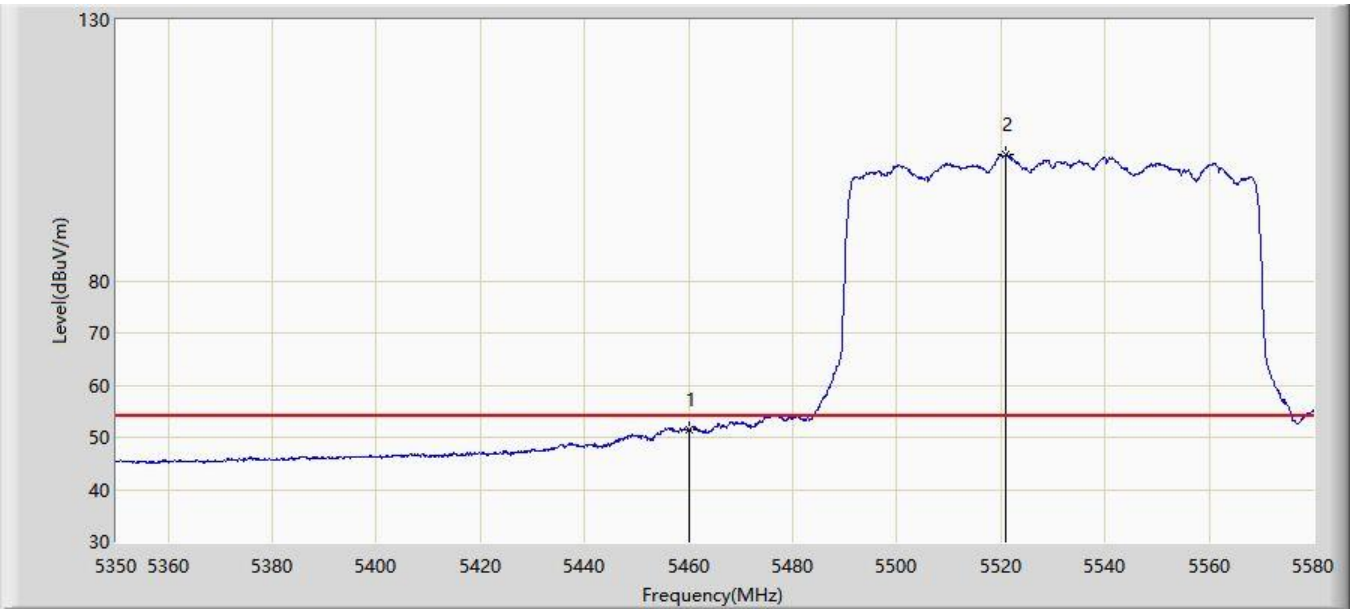

No	Flag	Mark	Frequency (MHz)	Measure Level (dBuV/m)	Reading Level (dBuV)	Margin (dB)	Limit (dBuV/m)	Factor (dB)	Type
1			5460.000	51.516	47.076	-2.484	54.000	4.440	AV
2		*	5520.890	104.113	99.295	N/A	N/A	4.818	AV

Note: Measure Level (dBµV/m) = Reading Level (dBµV) + Factor (dB)

Factor (dB) = Cable Loss (dB) + Antenna Factor (dB/m) - Pre_Amplifier Gain (dB)