802.11ac-VHT80 26 dB Bandwidth & 99% Bandwidth	
Channel 106 (5530 MHz)	Channel 122 (5610 MHz)
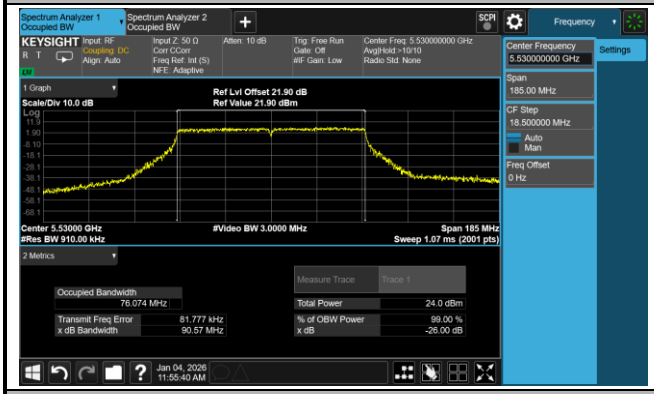	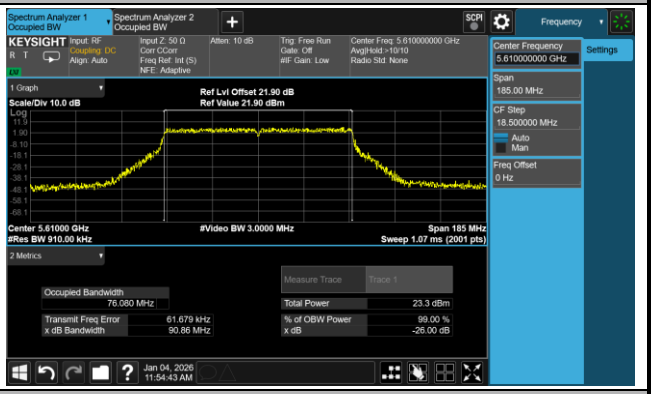
Channel 138 (5690 MHz)	Channel 155 (5775 MHz)
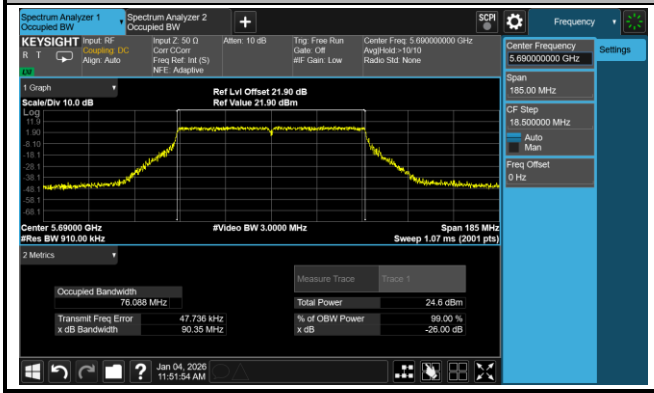	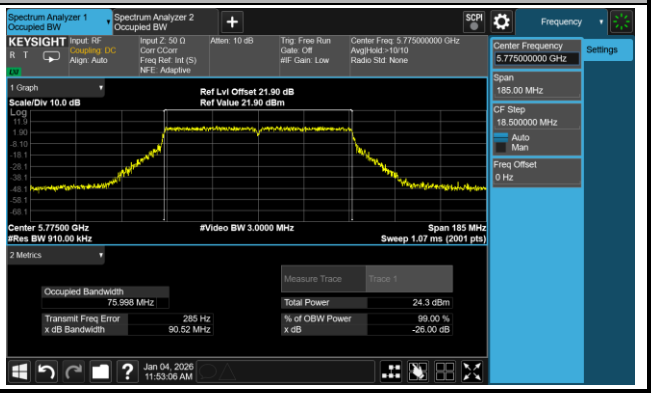

802.11ac-VHT160 26 dB Bandwidth & 99% Bandwidth	
Channel 114 (5570 MHz)	
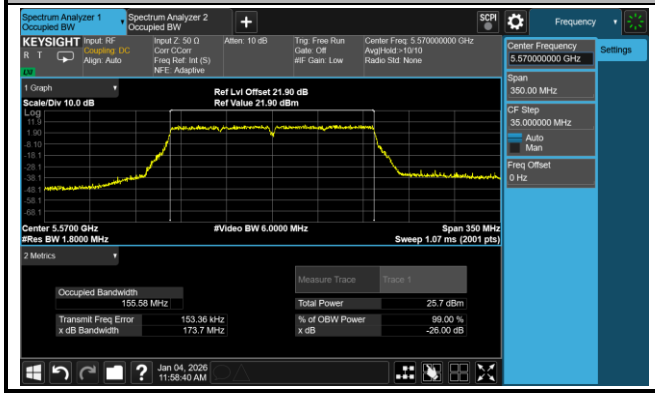	

802.11be-EHT20 26 dB Bandwidth & 99% Bandwidth

Channel 100 (5500 MHz)

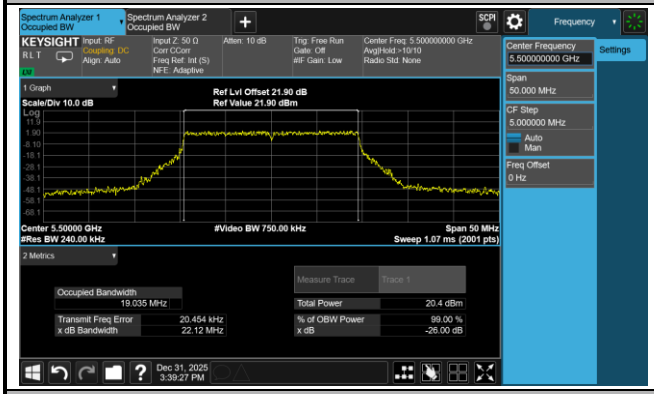

Channel 116 (5580 MHz)

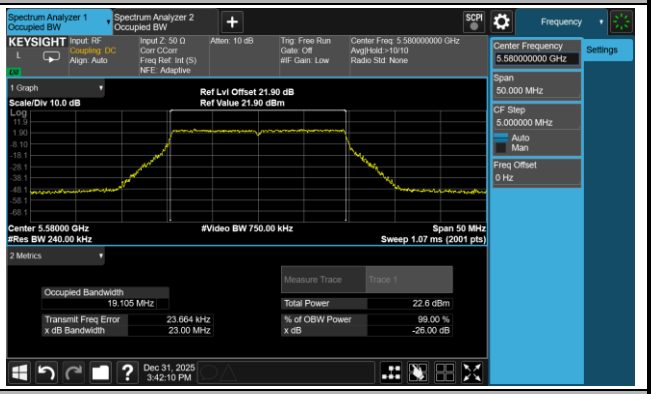

Channel 140 (5700 MHz)

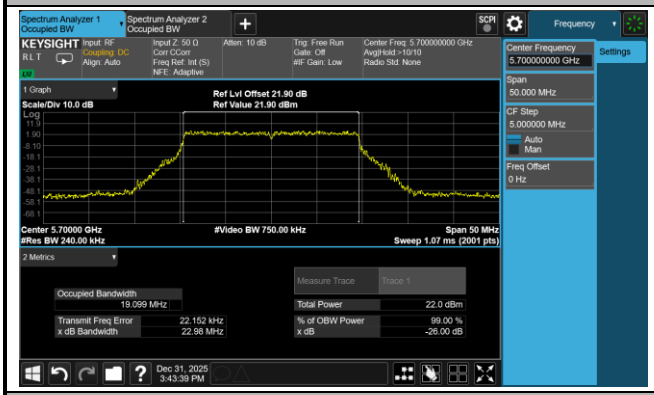

Channel 144(5720 MHz)

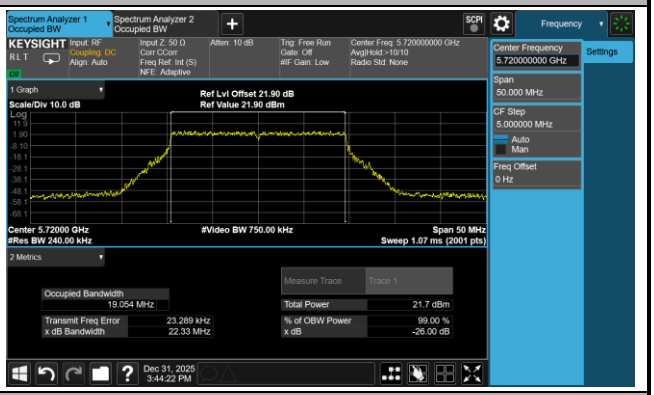

Channel 149 (5745 MHz)

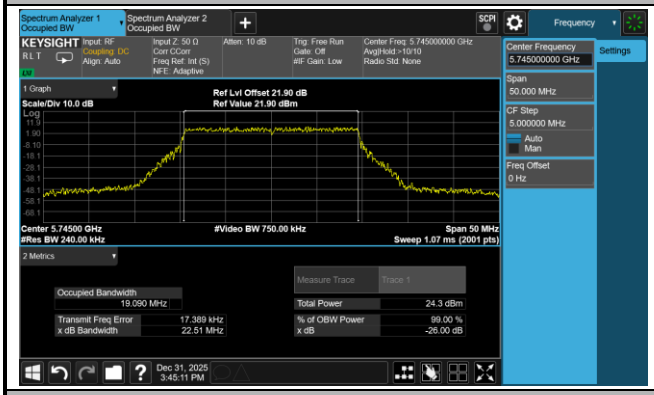

Channel 157 (5785 MHz)

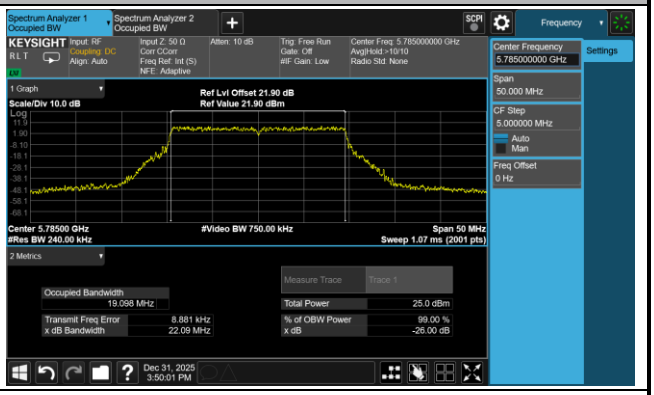

Channel 165 (5825 MHz)

802.11be-EHT40 26 dB Bandwidth & 99% Bandwidth	
Channel 102 (5510 MHz)	Channel 110 (5550 MHz)
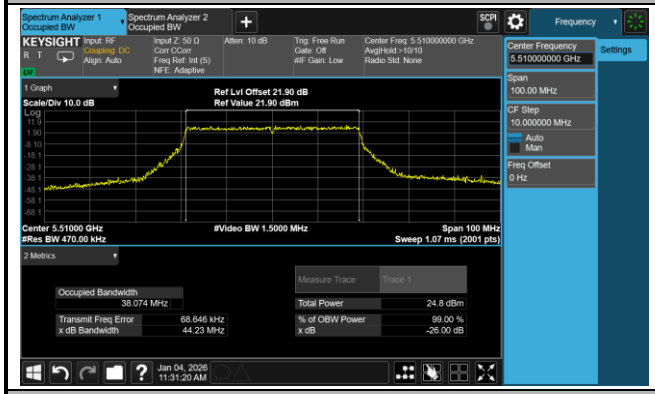	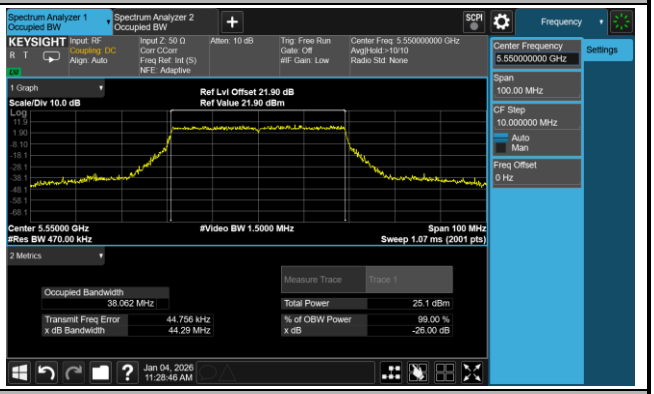
Channel 134 (5670 MHz)	Channel 142(5710 MHz)
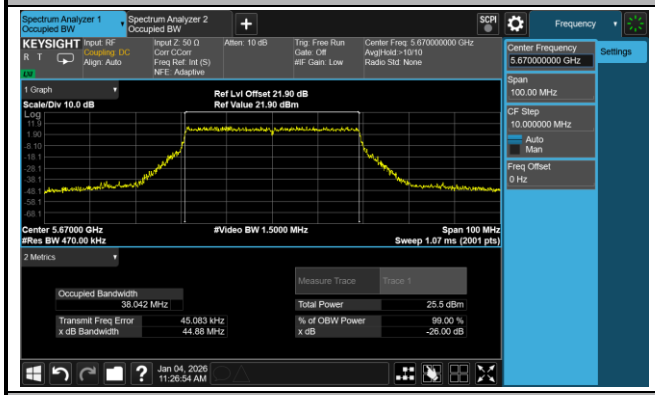	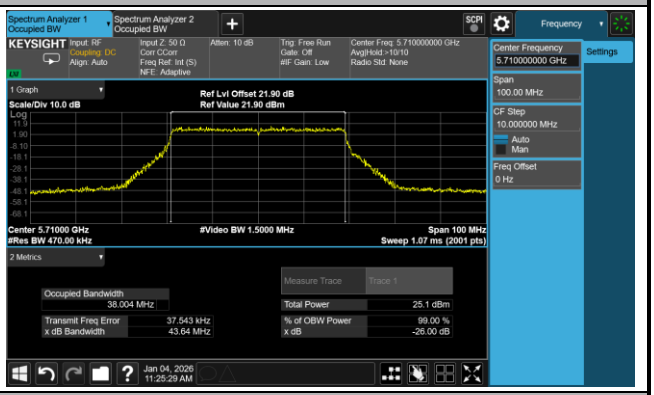
Channel 151 (5755 MHz)	Channel 159 (5795 MHz)
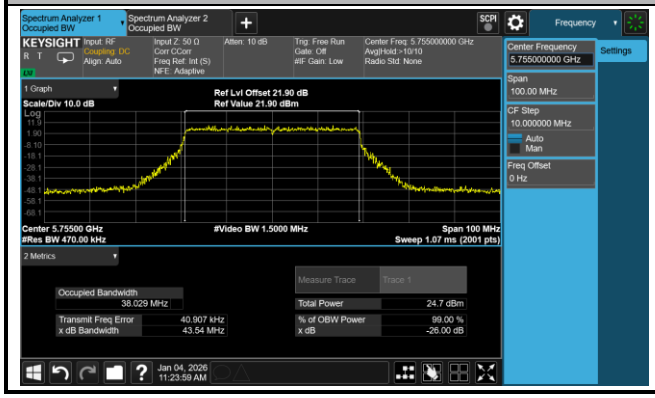	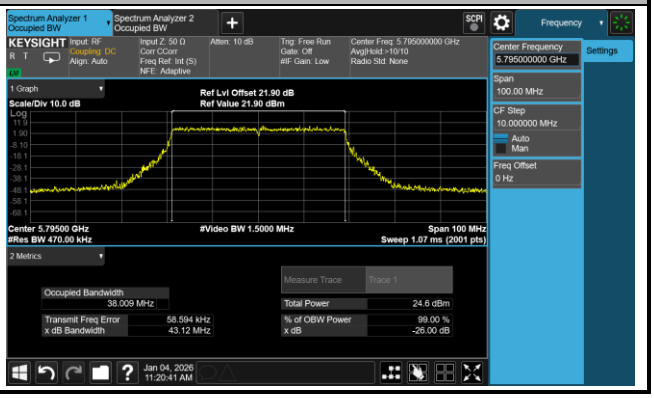

802.11be-EHT80 26 dB Bandwidth & 99% Bandwidth	
Channel 106 (5530 MHz)	Channel 122 (5610 MHz)
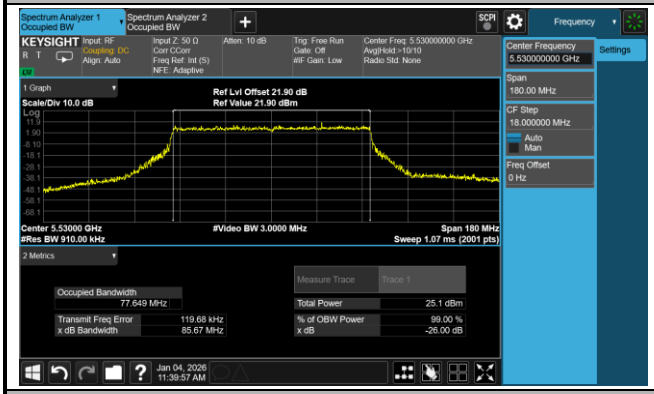	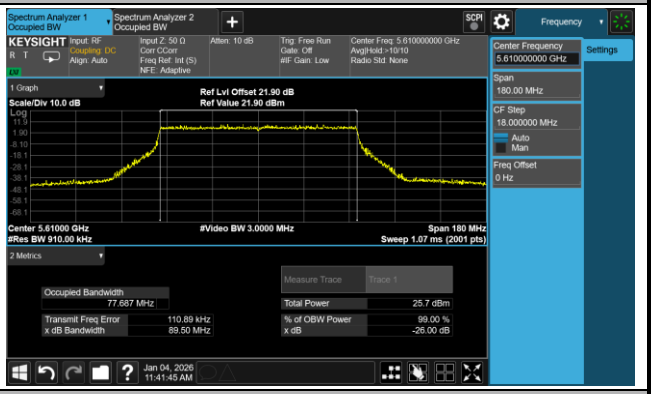
Channel 138 (5690 MHz)	Channel 155 (5775 MHz)
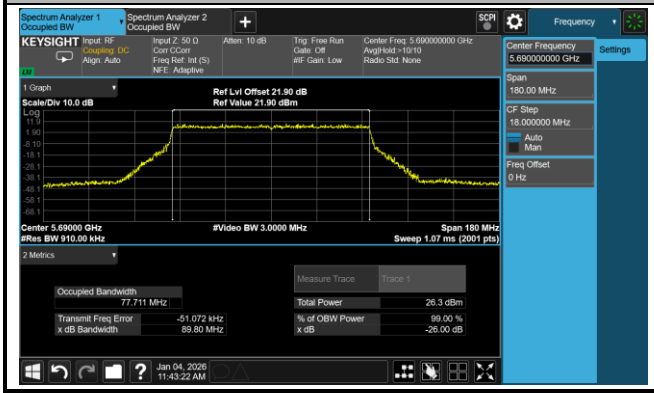	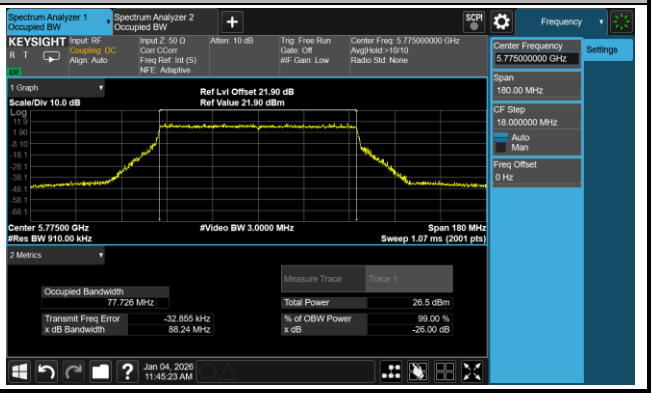

802.11be-EHT160 26 dB Bandwidth & 99% Bandwidth	
Channel 114 (5570 MHz)	
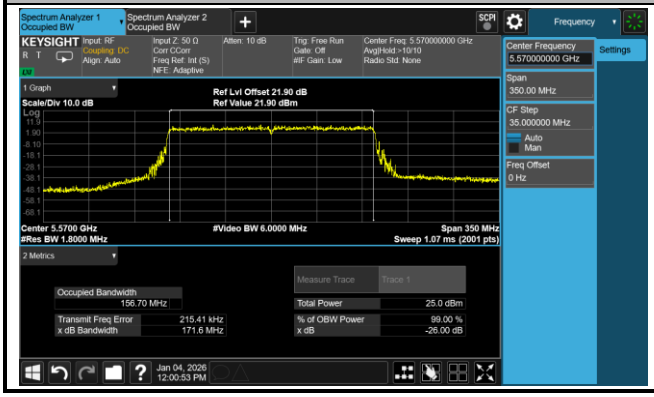	

A.3 6 dB Bandwidth Test Result

WLAN Config 1

Test Site	WJ-SR3	Test Engineer	Ellie Wang
Test Date	2025-12-30 ~ 2025-12-31	Model No.	AP541

Test Mode	Data Rate / MCS	Channel No.	Frequency (MHz)	6 dB Bandwidth (MHz)	Limit (MHz)
11a	6 Mbps	149	5745	16.38	≥ 0.5
11a	6 Mbps	157	5785	16.33	≥ 0.5
11a	6 Mbps	165	5825	16.37	≥ 0.5
11ac-VHT20	MCS0	149	5745	17.61	≥ 0.5
11ac-VHT20	MCS0	157	5785	17.61	≥ 0.5
11ac-VHT20	MCS0	165	5825	17.63	≥ 0.5
11ac-VHT40	MCS0	151	5755	36.50	≥ 0.5
11ac-VHT40	MCS0	159	5795	36.50	≥ 0.5
11ac-VHT80	MCS0	155	5775	76.41	≥ 0.5
11be-EHT20	MCS0	149	5745	19.11	≥ 0.5
11be-EHT20	MCS0	157	5785	19.02	≥ 0.5
11be-EHT20	MCS0	165	5825	19.11	≥ 0.5
11be-EHT40	MCS0	151	5755	38.10	≥ 0.5
11be-EHT40	MCS0	159	5795	38.20	≥ 0.5
11be-EHT80	MCS0	155	5775	78.12	≥ 0.5

802.11a 6 dB Bandwidth	
Channel 149 (5745 MHz)	Channel 157 (5785 MHz)
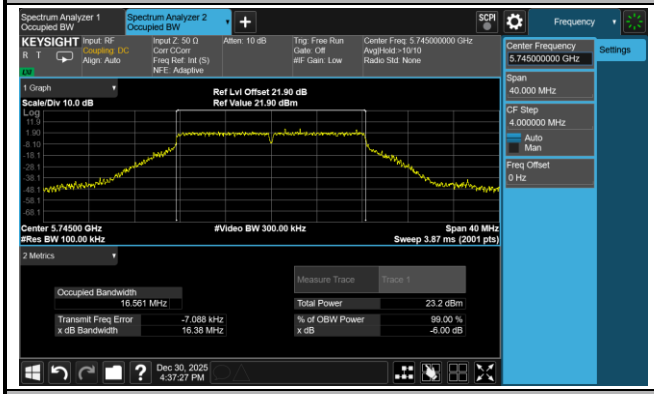	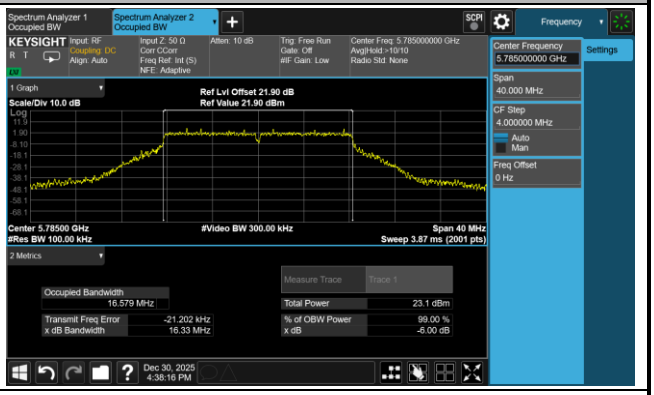
Channel 165 (5825 MHz)	
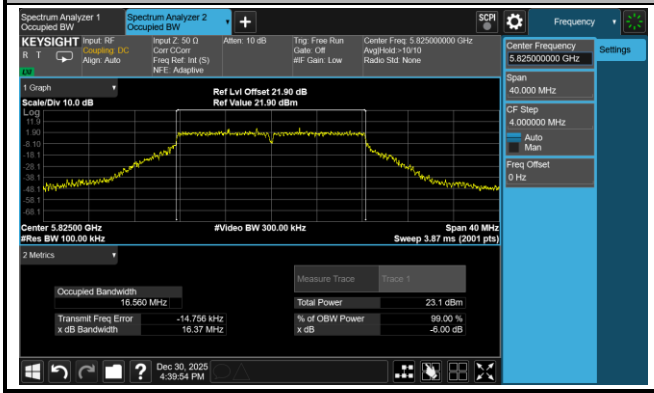	

802.11ac-VHT20 6 dB Bandwidth

Channel 149 (5745 MHz)

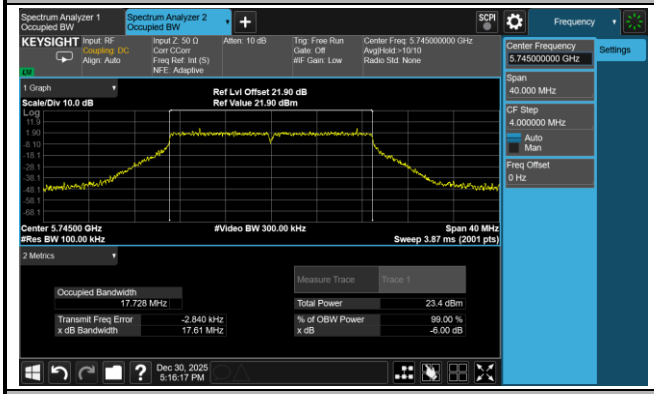

Channel 157 (5785 MHz)

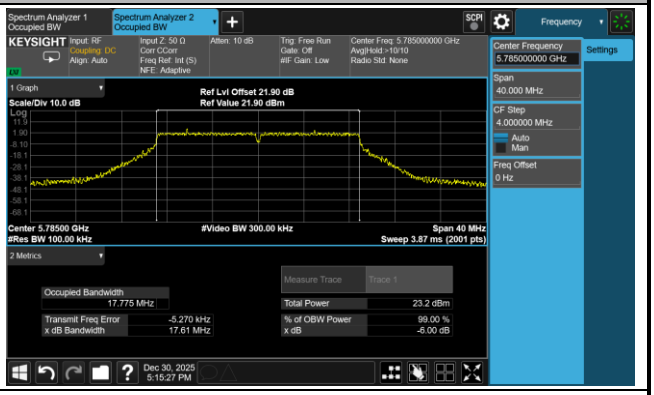

Channel 165 (5825 MHz)

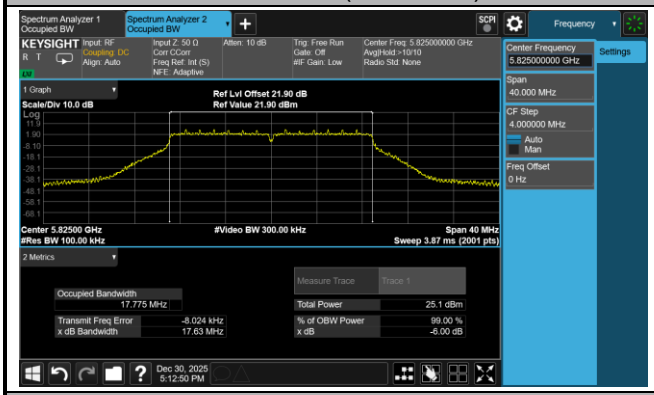

802.11ac-VHT40 6 dB Bandwidth

Channel 151 (5755 MHz)

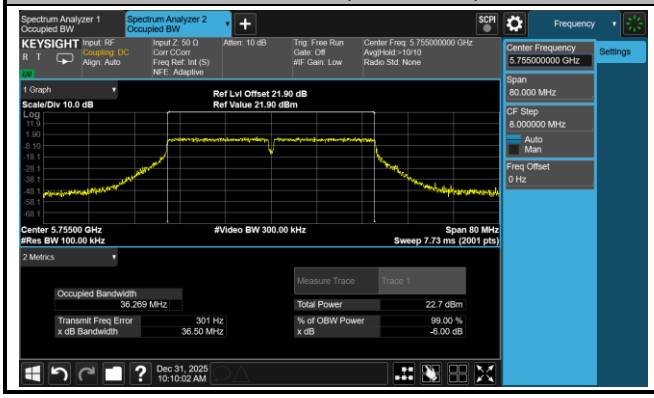

Channel 159 (5795 MHz)

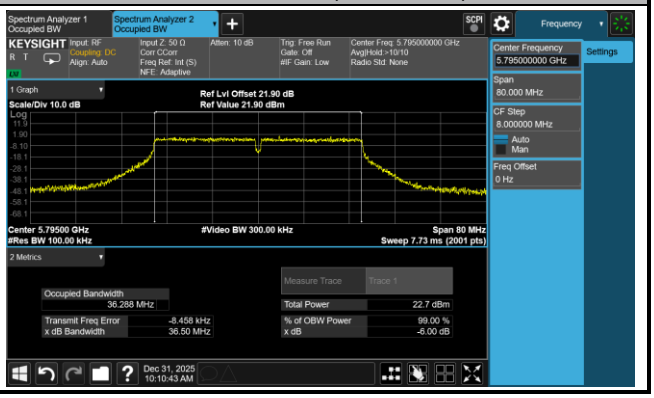

802.11ac-VHT80 6 dB Bandwidth	
Channel 155 (5775 MHz)	
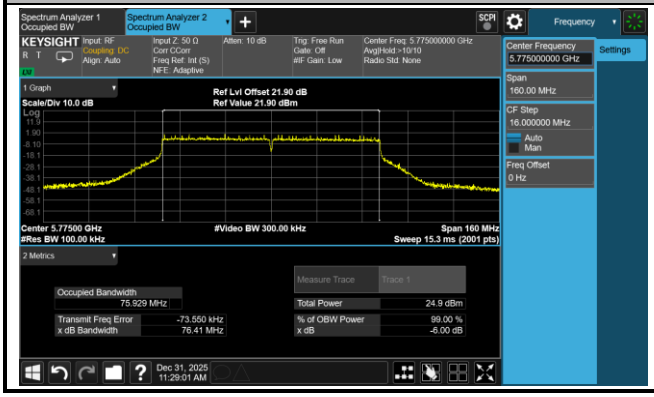	

802.11be-EHT20 6 dB Bandwidth	
Channel 149 (5745 MHz)	Channel 157 (5785 MHz)
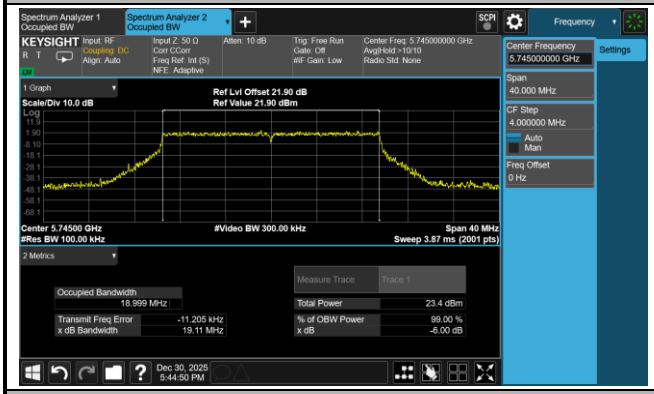	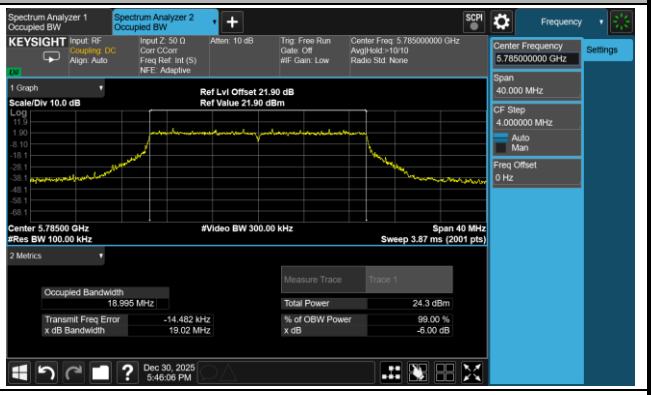
Channel 165 (5825 MHz)	
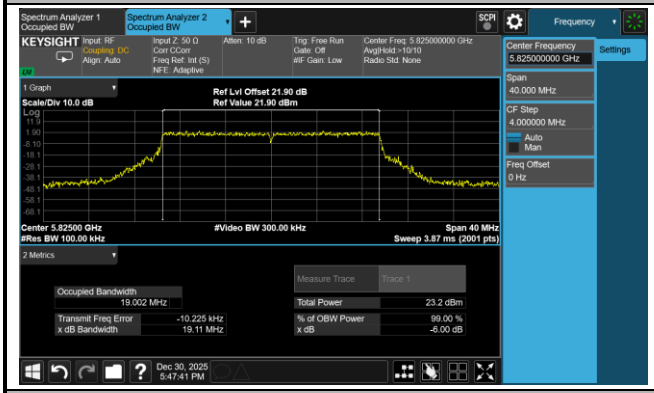	

802.11be-EHT40 6 dB Bandwidth	
Channel 151 (5755 MHz)	Channel 159 (5795 MHz)
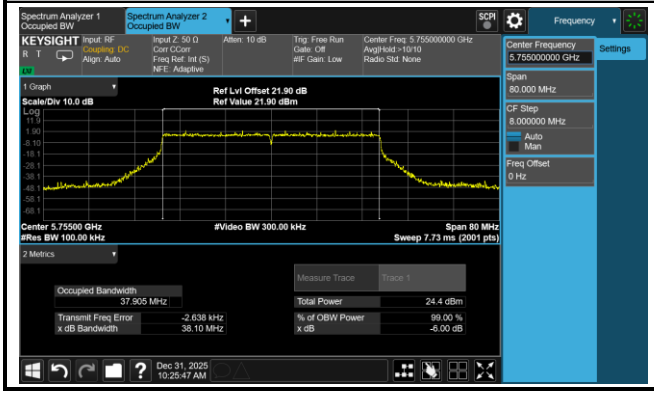	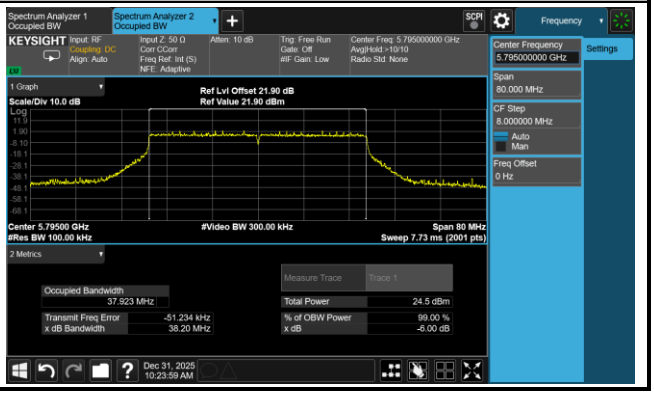

802.11be-EHT80 6 dB Bandwidth	
Channel 155 (5775 MHz)	
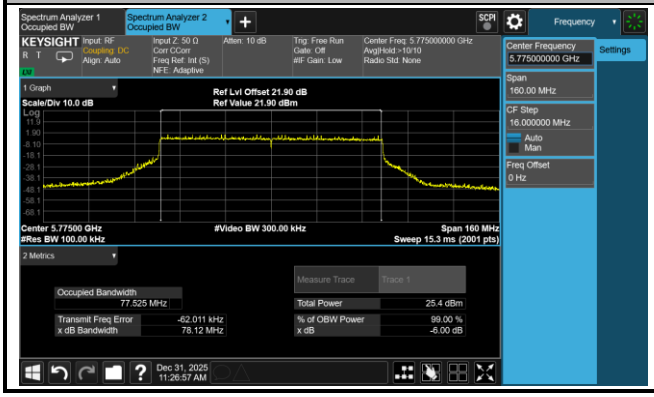	

WLAN Config 2 (High Band)

Test Site	WJ-SR3	Test Engineer	Ellie Wang
Test Date	2025-12-31 ~ 2026-01-04	Model No.	AP541

Test Mode	Data Rate / MCS	Channel No.	Frequency (MHz)	6 dB Bandwidth (MHz)	Limit (MHz)
11a	6 Mbps	149	5745	16.33	≥ 0.5
11a	6 Mbps	157	5785	16.37	≥ 0.5
11a	6 Mbps	165	5825	16.38	≥ 0.5
11ac-VHT20	MCS0	149	5745	17.63	≥ 0.5
11ac-VHT20	MCS0	157	5785	17.65	≥ 0.5
11ac-VHT20	MCS0	165	5825	17.65	≥ 0.5
11ac-VHT40	MCS0	151	5755	36.38	≥ 0.5
11ac-VHT40	MCS0	159	5795	36.38	≥ 0.5
11ac-VHT80	MCS0	155	5775	76.44	≥ 0.5
11be-EHT20	MCS0	149	5745	19.05	≥ 0.5
11be-EHT20	MCS0	157	5785	19.04	≥ 0.5
11be-EHT20	MCS0	165	5825	19.06	≥ 0.5
11be-EHT40	MCS0	151	5755	38.15	≥ 0.5
11be-EHT40	MCS0	159	5795	37.87	≥ 0.5
11be-EHT80	MCS0	155	5775	78.12	≥ 0.5

802.11a 6 dB Bandwidth	
Channel 149 (5745 MHz)	Channel 157 (5785 MHz)
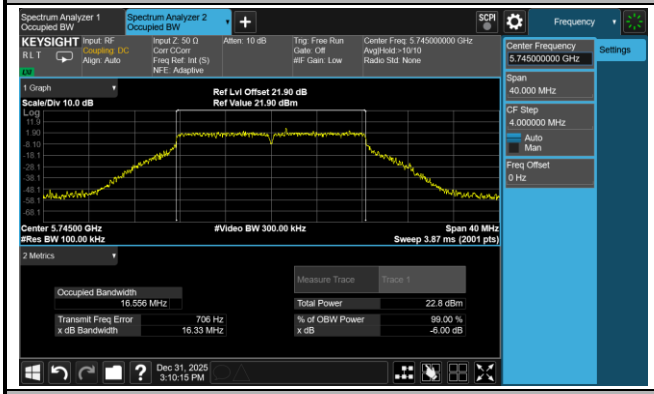	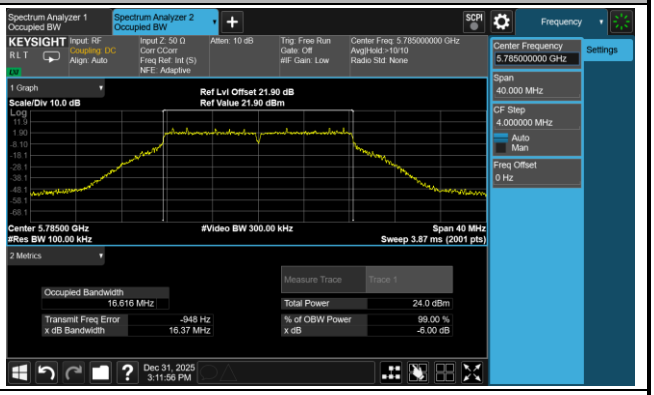
Channel 165 (5825 MHz)	
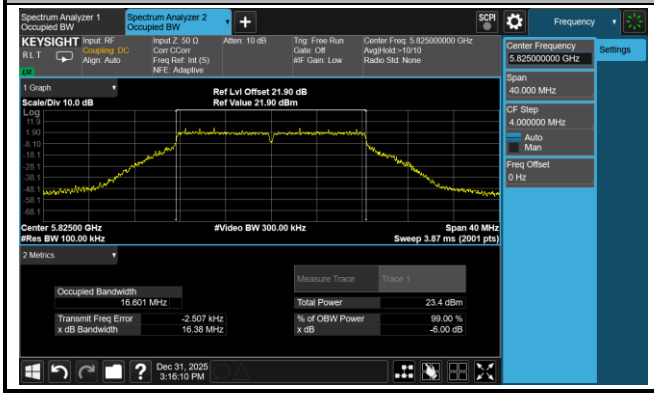	

802.11ac-VHT20 6 dB Bandwidth

Channel 149 (5745 MHz)

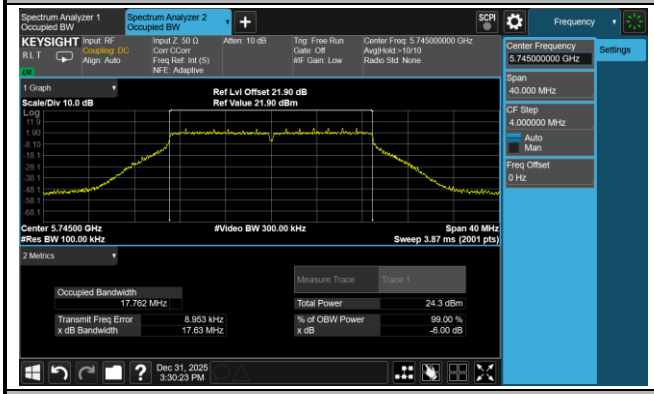

Channel 157 (5785 MHz)

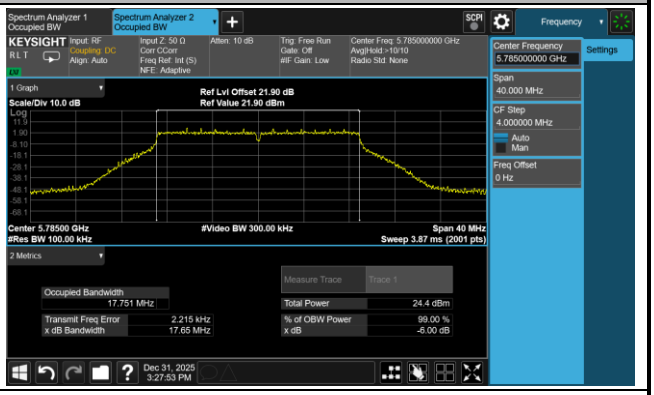

Channel 165 (5825 MHz)

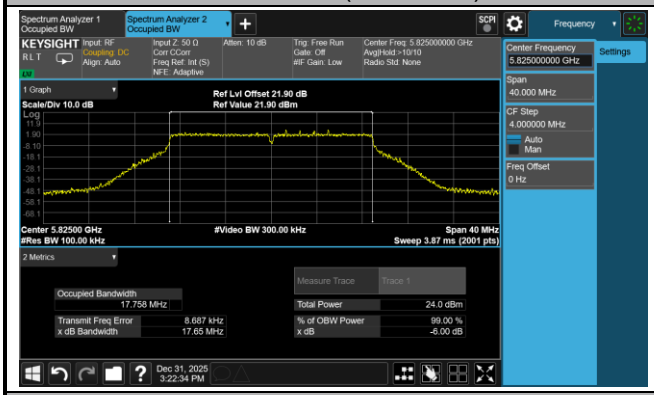

802.11ac-VHT40 6 dB Bandwidth

Channel 151 (5755 MHz)

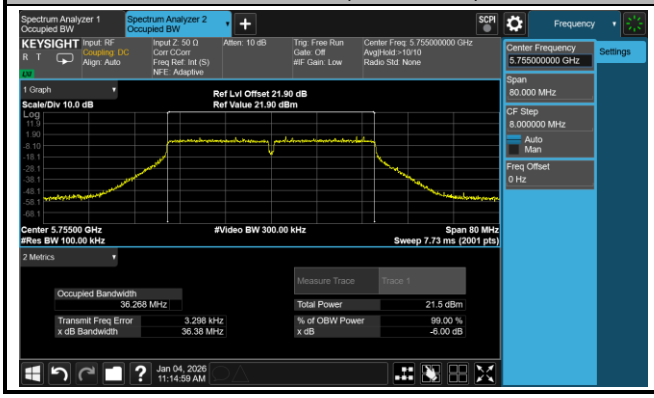

Channel 159 (5795 MHz)

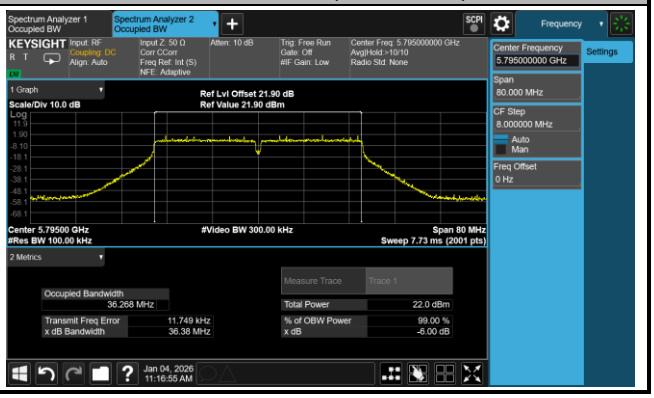

802.11ac-VHT80 6 dB Bandwidth	
Channel 155 (5775 MHz)	
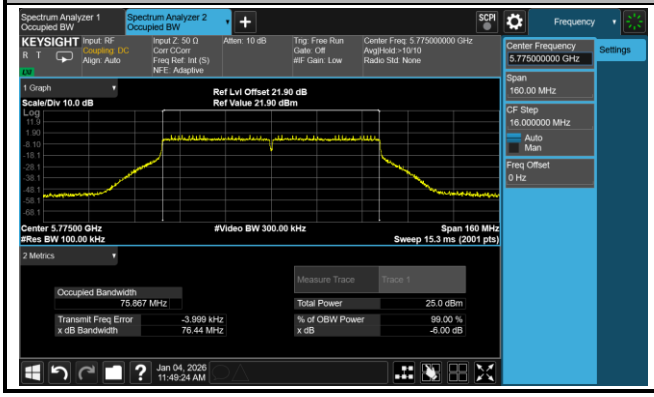	

802.11be-EHT20 6 dB Bandwidth

Channel 149 (5745 MHz)

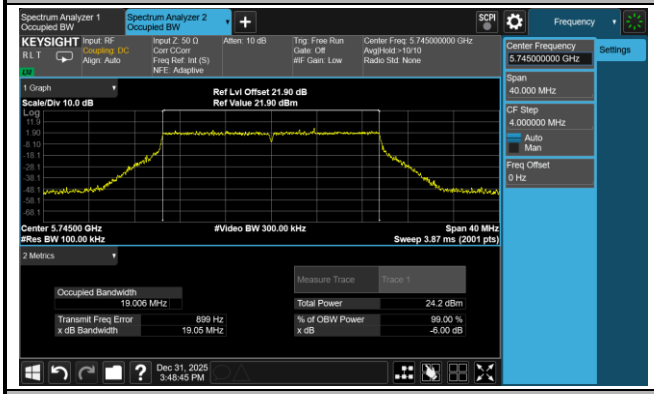

Channel 157 (5785 MHz)

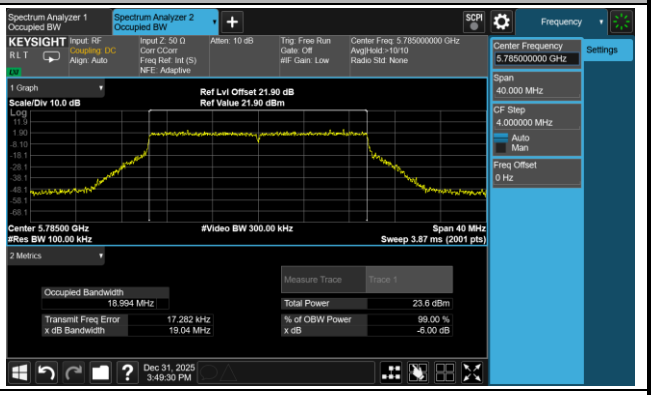

Channel 165 (5825 MHz)

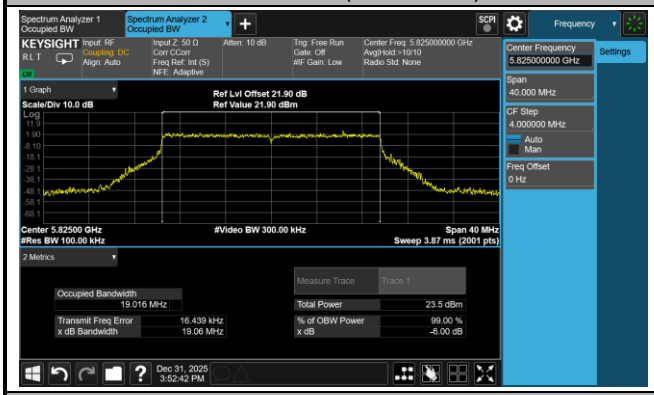

802.11be-EHT40 6 dB Bandwidth

Channel 151 (5755 MHz)

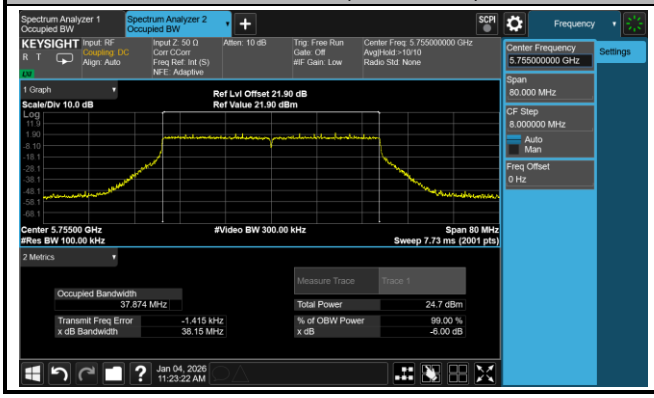

Channel 159 (5795 MHz)

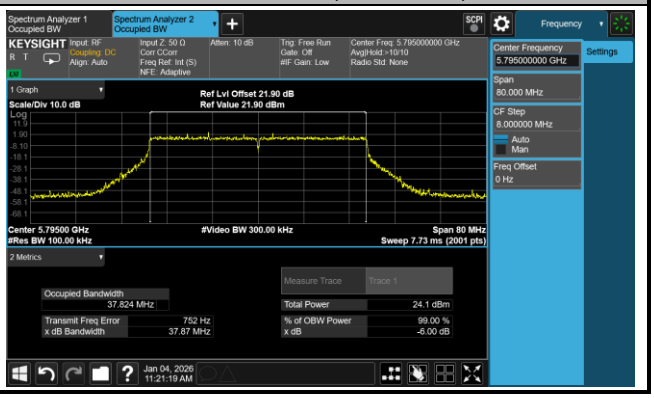

802.11be-EHT80 6 dB Bandwidth	
Channel 155 (5775 MHz)	
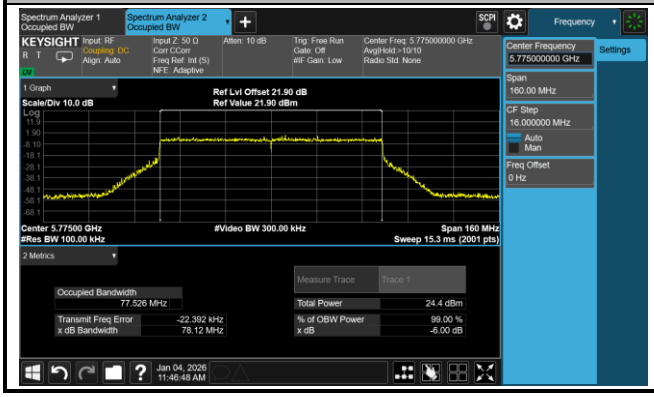	

A.4 Output Power Test Result

WLAN Config 1

Test Site	WJ-SR3	Test Engineer	Ellie Wang
Test Date	2025-12-04 ~ 2026-01-13	Test Mode	CDD Mode
Model No.	AP541		

Test Mode	Data Rate / MCS	Channel No.	Freq. (MHz)	Average Power (dBm)				Total Average Power (dBm)	Power Limit (dBm)
				Ant 0	Ant 1	Ant 2	Ant 3		
11a	6 Mbps	36	5180	17.43	17.57	17.95	17.58	23.66	30.00
11a	6 Mbps	44	5220	16.30	16.44	17.72	16.56	22.81	30.00
11a	6 Mbps	48	5240	16.26	16.46	17.89	16.70	22.90	30.00
11a	6 Mbps	52	5260	13.83	13.72	15.13	14.42	20.33	23.98
11a	6 Mbps	60	5300	14.31	14.06	15.61	14.32	20.64	23.98
11a	6 Mbps	64	5320	14.15	13.84	15.41	14.18	20.46	23.98
11a	6 Mbps	100	5500	14.53	14.33	15.63	14.67	20.84	23.98
11a	6 Mbps	116	5580	14.65	14.61	15.31	14.78	20.87	23.98
11a	6 Mbps	140	5700	14.41	14.23	14.47	14.39	20.40	23.98
11a	6 Mbps	144	5720	14.35	14.05	14.60	14.24	20.34	23.08
11a	6 Mbps	149	5745	17.29	17.63	17.99	17.68	23.68	30.00
11a	6 Mbps	157	5785	17.15	17.30	17.93	17.47	23.49	30.00
11a	6 Mbps	165	5825	17.32	17.50	18.02	17.88	23.71	30.00

Test Mode	Data Rate / MCS	Channel No.	Freq. (MHz)	Average Power (dBm)				Total Average Power (dBm)	Power Limit (dBm)
				Ant 0	Ant 1	Ant 2	Ant 3		
11ac-VHT20	MCS0	36	5180	17.40	17.61	18.05	17.57	23.68	30.00
11ac-VHT20	MCS0	44	5220	16.34	16.56	17.84	16.71	22.92	30.00
11ac-VHT20	MCS0	48	5240	16.39	16.52	17.85	16.70	22.93	30.00
11ac-VHT20	MCS0	52	5260	14.56	14.21	15.59	14.65	20.80	23.98
11ac-VHT20	MCS0	60	5300	14.61	14.32	16.21	14.26	20.95	23.98
11ac-VHT20	MCS0	64	5320	14.53	14.31	16.04	14.19	20.86	23.98
11ac-VHT20	MCS0	100	5500	14.92	14.80	15.76	15.05	21.17	23.98
11ac-VHT20	MCS0	116	5580	14.74	14.54	15.14	14.79	20.83	23.98
11ac-VHT20	MCS0	140	5700	14.74	14.71	15.10	14.82	20.87	23.98
11ac-VHT20	MCS0	144	5720	14.79	14.63	15.21	14.76	20.87	23.16
11ac-VHT20	MCS0	149	5745	17.30	17.73	18.04	17.70	23.72	30.00
11ac-VHT20	MCS0	157	5785	17.06	17.35	17.99	17.50	23.51	30.00
11ac-VHT20	MCS0	165	5825	17.32	17.58	18.12	17.82	23.74	30.00
11ac-VHT40	MCS0	38	5190	17.05	17.22	18.03	17.14	23.40	30.00
11ac-VHT40	MCS0	46	5230	16.39	16.67	17.73	16.46	22.87	30.00
11ac-VHT40	MCS0	54	5270	16.33	16.22	18.03	16.14	22.78	23.98
11ac-VHT40	MCS0	62	5310	16.24	15.89	17.65	16.09	22.55	23.98
11ac-VHT40	MCS0	102	5510	16.43	16.35	17.69	15.98	22.68	23.98
11ac-VHT40	MCS0	110	5550	16.21	16.52	17.63	16.22	22.71	23.98
11ac-VHT40	MCS0	134	5670	17.01	17.07	17.67	16.85	23.18	23.98
11ac-VHT40	MCS0	142	5710	17.08	17.46	17.76	17.19	23.40	23.98
11ac-VHT40	MCS0	151	5755	16.89	17.04	17.68	17.03	23.19	30.00
11ac-VHT40	MCS0	159	5795	16.86	16.95	17.64	17.07	23.16	30.00
11ac-VHT80	MCS0	42	5210	16.20	16.38	17.71	16.63	22.79	30.00
11ac-VHT80	MCS0	58	5290	15.92	15.67	17.73	15.97	22.43	23.98
11ac-VHT80	MCS0	106	5530	16.42	16.75	18.02	16.81	23.06	23.98
11ac-VHT80	MCS0	122	5610	16.73	16.97	17.73	16.89	23.12	23.98
11ac-VHT80	MCS0	138	5690	17.49	17.72	18.01	17.76	23.77	23.98
11ac-VHT80	MCS0	155	5775	17.28	17.40	17.98	17.46	23.56	30.00
11ac-VHT160	MCS0	50	5250	16.28	16.40	17.77	16.43	22.79	23.98
11ac-VHT160	MCS0	114	5570	16.70	17.10	18.01	17.08	23.27	23.98

Test Mode	Data Rate / MCS	Channel No.	Freq. (MHz)	Average Power (dBm)				Total Average Power (dBm)	Power Limit (dBm)
				Ant 0	Ant 1	Ant 2	Ant 3		
11ax-HE20	MCS0	36	5180	17.52	17.81	17.93	17.75	23.78	30.00
11ax-HE20	MCS0	44	5220	16.32	16.75	17.75	16.81	22.96	30.00
11ax-HE20	MCS0	48	5240	16.54	16.85	17.94	16.68	23.06	30.00
11ax-HE20	MCS0	52	5260	14.80	14.91	16.42	15.08	21.37	23.98
11ax-HE20	MCS0	60	5300	14.64	14.57	16.29	14.59	21.11	23.98
11ax-HE20	MCS0	64	5320	14.51	14.67	16.08	14.32	20.97	23.98
11ax-HE20	MCS0	100	5500	14.95	14.82	16.08	14.86	21.23	23.98
11ax-HE20	MCS0	116	5580	15.05	15.11	15.95	15.19	21.36	23.98
11ax-HE20	MCS0	140	5700	14.85	14.72	15.22	14.43	20.83	23.98
11ax-HE20	MCS0	144	5720	14.85	14.69	15.40	14.46	20.88	23.16
11ax-HE20	MCS0	149	5745	17.36	17.89	18.19	17.42	23.75	30.00
11ax-HE20	MCS0	157	5785	17.07	17.32	18.11	17.54	23.55	30.00
11ax-HE20	MCS0	165	5825	17.40	17.75	18.16	17.83	23.81	30.00
11ax-HE40	MCS0	38	5190	16.98	17.27	17.80	16.99	23.29	30.00
11ax-HE40	MCS0	46	5230	16.31	16.58	17.75	16.39	22.82	30.00
11ax-HE40	MCS0	54	5270	16.09	16.21	18.06	16.18	22.74	23.98
11ax-HE40	MCS0	62	5310	16.01	15.96	17.68	15.99	22.50	23.98
11ax-HE40	MCS0	102	5510	16.69	16.73	18.01	16.78	23.11	23.98
11ax-HE40	MCS0	110	5550	16.40	16.82	17.97	16.84	23.07	23.98
11ax-HE40	MCS0	134	5670	17.27	17.50	17.99	17.36	23.56	23.98
11ax-HE40	MCS0	142	5710	17.02	17.28	17.69	17.05	23.29	23.98
11ax-HE40	MCS0	151	5755	16.89	16.95	17.57	16.94	23.12	30.00
11ax-HE40	MCS0	159	5795	16.81	17.01	17.74	16.93	23.16	30.00
11ax-HE80	MCS0	42	5210	16.16	16.33	17.73	16.59	22.77	30.00
11ax-HE80	MCS0	58	5290	16.05	15.75	17.83	15.93	22.50	23.98
11ax-HE80	MCS0	106	5530	16.50	16.85	18.06	16.90	23.14	23.98
11ax-HE80	MCS0	122	5610	16.78	17.06	17.76	17.00	23.19	23.98
11ax-HE80	MCS0	138	5690	17.43	17.71	18.10	17.55	23.73	23.98
11ax-HE80	MCS0	155	5775	17.46	17.49	18.05	17.56	23.67	30.00
11ax-HE160	MCS0	50	5250	16.18	16.36	17.72	16.60	22.78	23.98
11ax-HE160	MCS0	114	5570	16.71	17.02	17.97	17.02	23.23	23.98

Test Mode	Data Rate / MCS	Channel No.	Freq. (MHz)	Average Power (dBm)				Total Average Power (dBm)	Power Limit (dBm)
				Ant 0	Ant 1	Ant 2	Ant 3		
11be-EHT20	MCS0	36	5180	17.40	17.70	18.11	17.82	23.79	30.00
11be-EHT20	MCS0	44	5220	16.38	16.62	17.90	16.73	22.97	30.00
11be-EHT20	MCS0	48	5240	16.59	16.69	18.02	16.72	23.07	30.00
11be-EHT20	MCS0	52	5260	15.08	14.95	16.47	15.16	21.48	23.98
11be-EHT20	MCS0	60	5300	14.67	14.59	16.34	14.76	21.17	23.98
11be-EHT20	MCS0	64	5320	14.71	14.61	16.08	14.63	21.07	23.98
11be-EHT20	MCS0	100	5500	15.17	15.02	16.11	15.19	21.42	23.98
11be-EHT20	MCS0	116	5580	15.48	15.25	15.86	15.36	21.51	23.98
11be-EHT20	MCS0	140	5700	15.01	14.97	15.25	14.88	21.05	23.98
11be-EHT20	MCS0	144	5720	14.96	14.79	15.32	14.81	21.00	23.16
11be-EHT20	MCS0	149	5745	17.49	17.76	18.06	17.76	23.79	30.00
11be-EHT20	MCS0	157	5785	17.08	17.37	18.05	17.63	23.57	30.00
11be-EHT20	MCS0	165	5825	17.43	17.72	18.15	17.90	23.83	30.00
11be-EHT40	MCS0	38	5190	17.08	17.16	17.79	17.06	23.30	30.00
11be-EHT40	MCS0	46	5230	16.47	16.53	17.71	16.50	22.86	30.00
11be-EHT40	MCS0	54	5270	16.26	16.17	18.05	16.27	22.78	23.98
11be-EHT40	MCS0	62	5310	16.11	15.83	17.74	15.97	22.51	23.98
11be-EHT40	MCS0	102	5510	16.72	16.86	18.11	16.76	23.17	23.98
11be-EHT40	MCS0	110	5550	16.69	16.94	18.10	16.40	23.10	23.98
11be-EHT40	MCS0	134	5670	17.46	17.54	18.10	17.34	23.64	23.98
11be-EHT40	MCS0	142	5710	16.92	17.35	17.68	17.13	23.30	23.98
11be-EHT40	MCS0	151	5755	16.80	16.94	17.74	16.98	23.15	30.00
11be-EHT40	MCS0	159	5795	16.72	17.10	17.76	16.93	23.17	30.00
11be-EHT80	MCS0	42	5210	16.15	16.46	17.78	16.68	22.83	30.00
11be-EHT80	MCS0	58	5290	16.08	15.88	17.87	15.96	22.55	23.98
11be-EHT80	MCS0	106	5530	16.65	16.81	18.02	17.06	23.19	23.98
11be-EHT80	MCS0	122	5610	16.79	17.02	17.85	16.96	23.20	23.98
11be-EHT80	MCS0	138	5690	17.32	17.83	18.12	17.64	23.76	23.98
11be-EHT80	MCS0	155	5775	17.43	17.56	18.11	17.71	23.73	30.00
11be-EHT160	MCS0	50	5250	16.33	16.35	17.75	16.52	22.80	23.98
11be-EHT160	MCS0	114	5570	16.72	17.09	17.98	17.05	23.26	23.98

Note 1: Total Average Power (dBm) = 10 × log {$10^{(\text{Ant 0 Average Power /10})}$ + $10^{(\text{Ant 1 Average Power /10})}$ +$10^{(\text{Ant 2 Average Power /10})}$ + $10^{(\text{Ant 3 Average Power /10})}$}.

Note 2: For Band-Crossing channel, Average Power Limit = 23.98 dBm or $11+10\times\log_{10} EBW_{2C}$, which is less.

WLAN Config 2 (High Band)

Test Site	WJ-SR3	Test Engineer	Ellie Wang
Test Date	2025-12-08 ~ 2026-01-17	Test Mode	CDD Mode
Model No.	AP541		

Test Mode	Data Rate / MCS	Channel No.	Freq. (MHz)	Average Power (dBm)				Total Average Power (dBm)	Power Limit (dBm)
				Ant 4	Ant 5	Ant 6	Ant 7		
11a	6 Mbps	100	5500	14.54	14.76	14.70	14.76	20.71	23.98
11a	6 Mbps	116	5580	14.22	14.41	14.65	14.53	20.48	23.98
11a	6 Mbps	140	5700	14.14	14.33	14.57	14.37	20.38	23.98
11a	6 Mbps	144	5720	13.98	14.51	14.59	14.47	20.41	23.08
11a	6 Mbps	149	5745	17.27	17.74	17.92	17.75	23.70	30.00
11a	6 Mbps	157	5785	17.46	17.71	17.83	17.89	23.75	30.00
11a	6 Mbps	165	5825	17.22	17.43	17.65	17.61	23.50	30.00
11ac-VHT20	MCS0	100	5500	14.54	14.82	14.93	14.80	20.80	23.98
11ac-VHT20	MCS0	116	5580	14.22	14.55	14.79	14.51	20.54	23.98
11ac-VHT20	MCS0	140	5700	14.13	14.42	14.69	14.50	20.46	23.98
11ac-VHT20	MCS0	144	5720	13.95	14.47	14.74	14.55	20.46	23.16
11ac-VHT20	MCS0	149	5745	17.30	17.75	17.96	17.75	23.72	30.00
11ac-VHT20	MCS0	157	5785	17.47	17.74	17.87	17.91	23.77	30.00
11ac-VHT20	MCS0	165	5825	17.10	17.49	17.80	17.66	23.54	30.00
11ac-VHT40	MCS0	102	5510	17.22	17.45	17.64	17.39	23.45	23.98
11ac-VHT40	MCS0	110	5550	17.49	17.51	18.01	17.41	23.63	23.98
11ac-VHT40	MCS0	134	5670	17.49	17.59	17.87	17.76	23.70	23.98
11ac-VHT40	MCS0	142	5710	16.65	17.09	16.97	16.94	22.94	23.98
11ac-VHT40	MCS0	151	5755	17.34	17.58	17.83	17.60	23.61	30.00
11ac-VHT40	MCS0	159	5795	17.79	17.88	18.01	17.90	23.92	30.00
11ac-VHT80	MCS0	106	5530	16.97	17.09	17.76	17.10	23.26	23.98
11ac-VHT80	MCS0	122	5610	17.21	17.47	17.91	17.35	23.51	23.98
11ac-VHT80	MCS0	138	5690	17.73	17.74	18.01	17.63	23.80	23.98
11ac-VHT80	MCS0	155	5775	17.45	17.69	17.89	17.73	23.71	30.00
11ac-VHT160	MCS0	114	5570	16.97	17.23	17.63	17.34	23.32	23.98

Test Mode	Data Rate / MCS	Channel No.	Freq. (MHz)	Average Power (dBm)				Total Average Power (dBm)	Power Limit (dBm)
				Ant 4	Ant 5	Ant 6	Ant 7		
11ax-HE20	MCS0	100	5500	14.72	14.91	14.47	14.36	20.64	23.98
11ax-HE20	MCS0	116	5580	14.25	14.93	14.57	14.46	20.58	23.98
11ax-HE20	MCS0	140	5700	14.45	14.98	14.95	14.97	20.86	23.98
11ax-HE20	MCS0	144	5720	14.32	15.16	15.19	15.01	20.95	23.16
11ax-HE20	MCS0	149	5745	17.22	17.69	17.19	17.77	23.50	30.00
11ax-HE20	MCS0	157	5785	17.34	17.70	17.95	17.85	23.74	30.00
11ax-HE20	MCS0	165	5825	17.08	17.46	17.74	17.68	23.52	30.00
11ax-HE40	MCS0	102	5510	17.13	17.24	17.58	17.29	23.33	23.98
11ax-HE40	MCS0	110	5550	17.40	17.24	17.38	17.31	23.35	23.98
11ax-HE40	MCS0	134	5670	17.34	17.35	17.18	17.40	23.34	23.98
11ax-HE40	MCS0	142	5710	16.58	16.98	16.89	16.69	22.81	23.98
11ax-HE40	MCS0	151	5755	17.21	17.44	17.94	17.56	23.57	30.00
11ax-HE40	MCS0	159	5795	17.66	17.59	17.54	17.77	23.66	30.00
11ax-HE80	MCS0	106	5530	17.00	17.21	17.28	17.18	23.19	23.98
11ax-HE80	MCS0	122	5610	17.20	17.49	17.41	17.48	23.42	23.98
11ax-HE80	MCS0	138	5690	17.49	17.36	17.97	17.54	23.62	23.98
11ax-HE80	MCS0	155	5775	17.19	17.59	17.87	17.79	23.64	30.00
11ax-HE160	MCS0	114	5570	16.95	17.19	17.48	17.39	23.28	23.98

Test Mode	Data Rate / MCS	Channel No.	Freq. (MHz)	Average Power (dBm)				Total Average Power (dBm)	Power Limit (dBm)
				Ant 4	Ant 5	Ant 6	Ant 7		
11be-EHT20	MCS0	100	5500	14.76	14.94	14.92	14.85	20.89	23.98
11be-EHT20	MCS0	116	5580	14.82	15.08	15.14	15.01	21.03	23.98
11be-EHT20	MCS0	140	5700	14.78	14.98	15.09	14.93	20.97	23.98
11be-EHT20	MCS0	144	5720	14.65	15.11	15.14	14.95	20.99	23.16
11be-EHT20	MCS0	149	5745	16.21	17.71	18.06	17.89	23.55	30.00
11be-EHT20	MCS0	157	5785	17.55	17.74	17.98	17.92	23.82	30.00
11be-EHT20	MCS0	165	5825	17.43	17.54	17.96	17.71	23.69	30.00
11be-EHT40	MCS0	102	5510	17.06	17.27	17.69	17.38	23.38	23.98
11be-EHT40	MCS0	110	5550	17.41	17.37	17.90	17.45	23.56	23.98
11be-EHT40	MCS0	134	5670	17.34	17.38	17.85	17.43	23.53	23.98
11be-EHT40	MCS0	142	5710	16.68	16.91	16.88	16.71	22.82	23.98
11be-EHT40	MCS0	151	5755	17.26	17.56	17.88	17.59	23.60	30.00
11be-EHT40	MCS0	159	5795	17.70	17.82	18.02	17.81	23.86	30.00
11be-EHT80	MCS0	106	5530	17.00	17.27	17.77	17.03	23.30	23.98
11be-EHT80	MCS0	122	5610	17.22	17.47	17.74	17.43	23.49	23.98
11be-EHT80	MCS0	138	5690	17.69	17.73	18.03	17.71	23.81	23.98
11be-EHT80	MCS0	155	5775	17.44	17.79	17.98	17.75	23.76	30.00
11be-EHT160	MCS0	114	5570	16.97	17.25	17.70	17.22	23.31	23.98

Note 1: Total Average Power (dBm) = $10 \times \log \{10^{(\text{Ant 4 Average Power /10})} + 10^{(\text{Ant 5 Average Power /10})} + 10^{(\text{Ant 6 Average Power /10})} + 10^{(\text{Ant 7 Average Power /10})}\}$.

Note 2: For Band-Crossing channel, Average Power Limit = 23.98 dBm or $11+10\times\log_{10} EBW_{2C}$, which is less.

A.5 Power Spectral Density Test Result

WLAN Config 1

Test Site	WJ-SR3	Test Engineer	Ellie Wang
Test Date	2025-12-03 ~ 2026-01-12	Model No.	AP541
Test Item	Power Spectral Density (UNII-1 & UNII-2A & UNII-2C)		

Test Mode	Data Rate / MCS	Channel No.	Freq (MHz)	AVPSD (dBm/ MHz)				Duty Cycle (%)	Total PSD (dBm/ MHz)	PSD Limit (dBm/ MHz)
				Ant 0	Ant 1	Ant 2	Ant 3			
11a	6 Mbps	36	5180	5.363	5.378	6.031	5.226	99.15	11.53	15.07
11a	6 Mbps	44	5220	4.790	4.700	6.118	4.964	99.15	11.20	15.07
11a	6 Mbps	48	5240	5.153	4.867	6.347	5.157	99.15	11.44	15.07
11a	6 Mbps	52	5260	2.194	2.361	3.640	2.866	99.15	8.82	9.07
11a	6 Mbps	60	5300	2.494	2.195	3.665	2.501	99.15	8.77	9.07
11a	6 Mbps	64	5320	2.644	2.079	3.958	2.487	99.15	8.87	9.07
11a	6 Mbps	100	5500	2.594	2.507	3.793	2.724	99.15	8.96	9.25
11a	6 Mbps	116	5580	3.046	2.834	3.367	3.217	99.15	9.14	9.25
11a	6 Mbps	140	5700	2.712	2.705	3.043	2.789	99.15	8.84	9.25
11a	6 Mbps	144	5720	2.717	2.619	3.023	2.758	99.15	8.80	9.25
11ac-VHT20	MCS0	36	5180	5.501	5.728	6.104	5.710	96.55	11.94	15.07
11ac-VHT20	MCS0	44	5220	4.169	4.424	5.686	4.360	96.55	10.88	15.07
11ac-VHT20	MCS0	48	5240	4.310	4.275	5.707	4.622	96.55	10.94	15.07
11ac-VHT20	MCS0	52	5260	2.274	2.152	3.288	2.594	96.55	8.77	9.07
11ac-VHT20	MCS0	60	5300	2.293	2.130	3.830	2.241	96.55	8.86	9.07
11ac-VHT20	MCS0	64	5320	2.269	2.231	3.781	2.248	96.55	8.86	9.07
11ac-VHT20	MCS0	100	5500	2.738	2.600	3.835	2.945	96.55	9.23	9.25
11ac-VHT20	MCS0	116	5580	2.498	2.391	3.198	2.440	96.55	8.82	9.25
11ac-VHT20	MCS0	140	5700	2.846	2.823	3.222	2.687	96.55	9.07	9.25
11ac-VHT20	MCS0	144	5720	2.767	2.754	2.957	2.579	96.55	8.94	9.25
11ac-VHT40	MCS0	38	5190	2.303	2.693	3.428	2.446	97.28	8.88	15.07
11ac-VHT40	MCS0	46	5230	1.915	2.010	3.470	2.178	97.28	8.58	15.07
11ac-VHT40	MCS0	54	5270	1.361	1.326	2.973	1.215	97.28	7.92	9.07
11ac-VHT40	MCS0	62	5310	2.056	1.678	3.303	1.788	97.28	8.40	9.07
11ac-VHT40	MCS0	102	5510	0.966	1.275	2.517	0.805	97.28	7.59	9.25
11ac-VHT40	MCS0	110	5550	1.265	1.668	2.704	1.695	97.28	8.01	9.25
11ac-VHT40	MCS0	134	5670	2.488	2.706	3.480	2.579	97.28	8.97	9.25
11ac-VHT40	MCS0	142	5710	2.712	3.162	3.476	2.868	97.28	9.20	9.25

Test Mode	Data Rate/ MCS	Channel No.	Freq (MHz)	AVPSD (dBm/ MHz)				Duty Cycle (%)	Total PSD (dBm/ MHz)	PSD Limit (dBm/MHz)
				Ant 0	Ant 1	Ant 2	Ant 3			
11ac-VHT80	MCS0	42	5210	-1.300	-0.874	0.297	-0.882	96.86	5.51	15.07
11ac-VHT80	MCS0	58	5290	-1.940	-1.795	-0.229	-1.893	96.86	4.76	9.07
11ac-VHT80	MCS0	106	5530	-1.737	-1.205	-0.242	-1.221	96.86	5.09	9.25
11ac-VHT80	MCS0	122	5610	-0.929	-0.494	0.398	-0.408	96.86	5.83	9.25
11ac-VHT80	MCS0	138	5690	0.156	0.407	1.235	0.493	96.86	6.75	9.25
11ac-VHT160	MCS0	50	5250	-3.809	-3.064	-2.173	-3.451	97.84	3.03	9.07
11ac-VHT160	MCS0	114	5570	-3.521	-3.164	-2.707	-3.287	97.84	2.96	9.25
11be-EHT20	MCS0	36	5180	5.310	5.466	5.887	5.444	97.50	11.66	15.07
11be-EHT20	MCS0	44	5220	3.604	3.866	5.120	4.106	97.50	10.34	15.07
11be-EHT20	MCS0	48	5240	3.643	4.003	5.169	4.139	97.50	10.41	15.07
11be-EHT20	MCS0	52	5260	2.457	2.515	3.831	2.562	97.50	9.01	9.07
11be-EHT20	MCS0	60	5300	2.243	2.139	3.682	2.256	97.50	8.76	9.07
11be-EHT20	MCS0	64	5320	2.017	1.913	3.606	2.242	97.50	8.63	9.07
11be-EHT20	MCS0	100	5500	2.847	2.827	3.804	2.433	97.50	9.14	9.25
11be-EHT20	MCS0	116	5580	2.740	2.709	3.219	2.884	97.50	9.02	9.25
11be-EHT20	MCS0	140	5700	2.703	2.808	2.823	2.592	97.50	8.86	9.25
11be-EHT20	MCS0	144	5720	2.530	2.996	3.451	2.635	97.50	9.05	9.25
11be-EHT40	MCS0	38	5190	2.263	2.234	2.884	2.152	97.22	8.54	15.07
11be-EHT40	MCS0	46	5230	1.965	1.976	3.437	1.995	97.22	8.53	15.07
11be-EHT40	MCS0	54	5270	1.363	1.422	3.304	1.424	97.22	8.10	9.07
11be-EHT40	MCS0	62	5310	1.027	0.887	2.778	0.995	97.22	7.64	9.07
11be-EHT40	MCS0	102	5510	2.058	1.653	3.318	2.028	97.22	8.45	9.25
11be-EHT40	MCS0	110	5550	1.632	1.383	3.100	2.016	97.22	8.23	9.25
11be-EHT40	MCS0	134	5670	2.555	2.817	3.575	2.788	97.22	9.09	9.25
11be-EHT40	MCS0	142	5710	2.299	2.710	3.325	1.660	97.22	8.68	9.25
11be-EHT80	MCS0	42	5210	-1.324	-0.930	0.441	-0.848	96.56	5.56	15.07
11be-EHT80	MCS0	58	5290	-1.942	-1.945	0.036	-1.974	96.56	4.81	9.07
11be-EHT80	MCS0	106	5530	-1.610	-1.142	-0.177	-1.296	96.56	5.15	9.25
11be-EHT80	MCS0	122	5610	-0.886	-0.483	0.356	-0.459	96.56	5.83	9.25
11be-EHT80	MCS0	138	5690	-0.349	0.181	0.542	0.027	96.56	6.28	9.25
11be-EHT160	MCS0	50	5250	-4.320	-3.672	-2.803	-3.525	97.15	2.60	9.07
11be-EHT160	MCS0	114	5570	-3.973	-3.517	-2.728	-3.694	97.15	2.69	9.25

Note 1:

Duty Cycle < 98%, Total PSD (dBm/MHz) = 10 × log {$10^{(\text{Ant 0 AVPSD}/10)}$ + $10^{(\text{Ant 1 AVPSD}/10)}$ +$10^{(\text{Ant 2 AVPSD}/10)}$ + $10^{(\text{Ant 3 AVPSD}/10)}$} + 10 × log (1/Duty cycle);

Duty Cycle ≥ 98%, Total PSD (dBm/MHz) = 10 × log {$10^{(\text{Ant 0 AVPSD}/10)}$ + $10^{(\text{Ant 1 AVPSD}/10)}$ +$10^{(\text{Ant 2 AVPSD}/10)}$ + $10^{(\text{Ant 3 AVPSD}/10)}$}.

Note 2:

For 5125 ~ 5250 MHz Band: PSD Limit (dBm/MHz) = 17 - (7.93 - 6) = 15.07 dBm/MHz

For 5250 ~ 5350 MHz Band: PSD Limit (dBm/MHz) = 11 - (7.93 - 6) = 9.07 dBm/MHz.

For 5470 ~ 5725 MHz Band: PSD Limit (dBm/MHz) = 11 - (7.75 - 6) = 9.25 dBm/MHz.

Test Site	WJ-SR3	Test Engineer	Ellie Wang
Test Date	2025-12-03 ~ 2026-01-12	Model No.	AP541
Test Item	Power Spectral Density (UNII-Band 3)		

Test Mode	Data Rate / MCS	Channel No.	Freq (MHz)	AVPSD (dBm/510 kHz)				Duty Cycle (%)	Total PSD (dBm/ 510 kHz)	PSD Limit (dBm/ 500 kHz)
				Ant 0	Ant 1	Ant 2	Ant 3			
11a	6 Mbps	149	5745	2.804	3.165	3.485	3.126	99.15	9.17	≤ 28.27
11a	6 Mbps	157	5785	2.564	2.911	3.596	3.044	99.15	9.07	≤ 28.27
11a	6 Mbps	165	5825	2.588	3.112	3.351	3.265	99.15	9.11	≤ 28.27
11ac-VHT20	MCS0	149	5745	2.356	2.292	2.865	2.703	96.55	8.73	≤ 28.27
11ac-VHT20	MCS0	157	5785	2.609	3.004	3.487	3.108	96.55	9.24	≤ 28.27
11ac-VHT20	MCS0	165	5825	2.737	2.956	3.328	3.156	96.55	9.22	≤ 28.27
11ac-VHT40	MCS0	151	5755	0.106	0.123	0.911	0.304	97.28	6.51	≤ 28.27
11ac-VHT40	MCS0	159	5795	0.349	0.165	0.840	0.253	97.28	6.55	≤ 28.27
11ac-VHT80	MCS0	155	5775	-1.794	-1.410	-0.807	-1.274	96.86	4.85	≤ 28.27
11be-EHT20	MCS0	149	5745	2.104	2.677	2.939	2.619	97.50	8.73	≤ 28.27
11be-EHT20	MCS0	157	5785	1.931	2.409	2.796	2.499	97.50	8.55	≤ 28.27
11be-EHT20	MCS0	165	5825	2.525	3.115	3.235	3.175	97.50	9.15	≤ 28.27
11be-EHT40	MCS0	151	5755	-0.563	-0.370	0.581	-0.189	97.22	6.03	≤ 28.27
11be-EHT40	MCS0	159	5795	-0.200	-0.366	0.566	-0.036	97.22	6.15	≤ 28.27
11be-EHT80	MCS0	155	5775	-2.047	-2.166	-1.462	-2.160	96.56	4.22	≤ 28.27

Note 1:

Duty Cycle < 98%, Total PSD (dBm/510 kHz) = 10 × log {$10^{(\text{Ant 0 AVPSD}/10)}$ + $10^{(\text{Ant 1 AVPSD}/10)}$ +$10^{(\text{Ant 2 AVPSD}/10)}$ + $10^{(\text{Ant 3 AVPSD}/10)}$} + 10×log (1/Duty cycle);

Duty Cycle ≥ 98%, Total PSD (dBm/510 kHz) = 10 × log {$10^{(\text{Ant 0 AVPSD}/10)}$ + $10^{(\text{Ant 1 AVPSD}/10)}$ +$10^{(\text{Ant 2 AVPSD}/10)}$ + $10^{(\text{Ant 3 AVPSD}/10)}$}.

Note 2:

PSD Limit (dBm/500 kHz) = 30 - (7.73 - 6) = 28.27 dBm/500 kHz.