Site	SIP-AC3	Test Date	2025-08-11
Temperature	24.2°C	Humidity	66.9%
Limit	FCC_Part15_Band Edge(3 m)	Test Engineer	Mero Zhou
Factor	HF907_102861	Polarity	Vertical
EUT	OmniAccess Stellar (AP571)	Test Voltage	By PoE
Test Mode	Transmit by 802.11be-EHT80 at 5610 MHz		

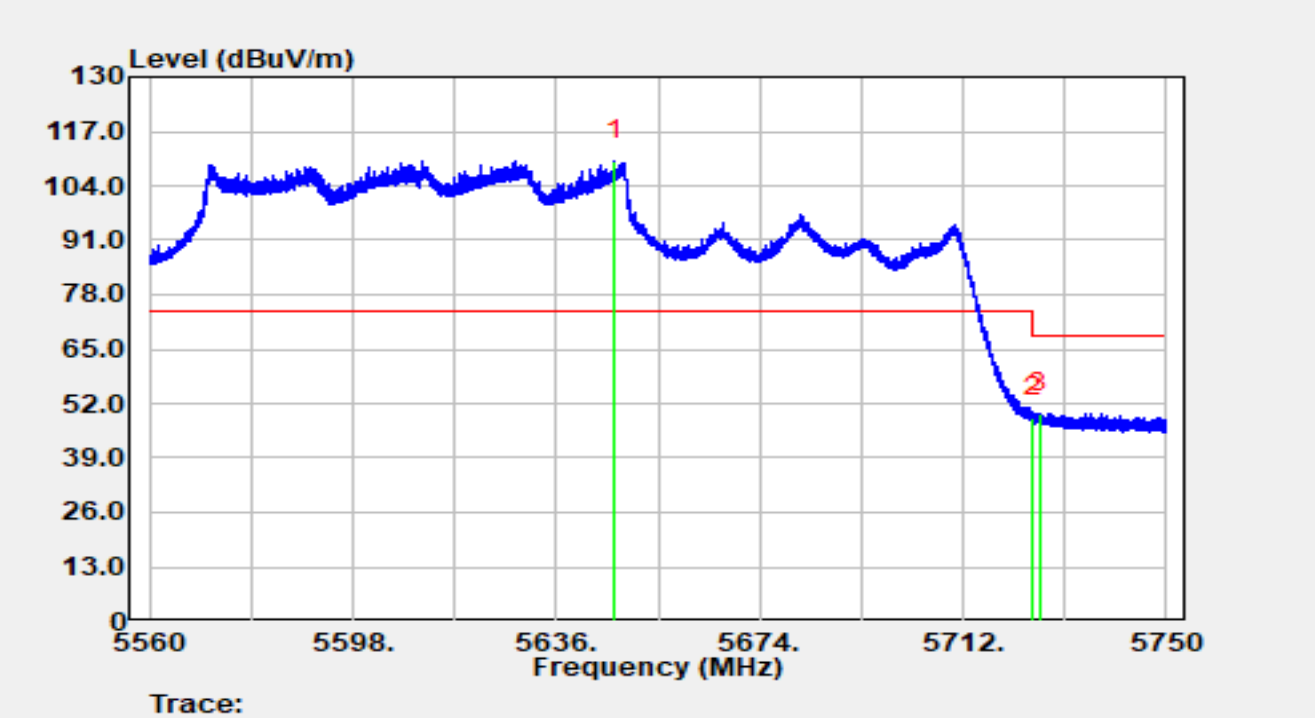

No	Mark	Frequency (MHz)	Reading (dBμV)	C.F (dB/m)	Measurement (dBμV/m)	Margin (dB)	Limit (dBμV/m)	Detector
1	*	5646.811	65.43	44.64	110.07	N/A	N/A	Peak
2		5725.000	47.62	1.01	48.63	-19.57	68.20	Peak
3		5726.307	49.44	0.34	49.78	-18.42	68.20	Peak

Notes:

1. " * " indicates the worst-case emission level observed during the measurement.
2. C.F (dB/m) = Antenna Factor (dB/m) + Cable Loss (dB) + Attenuation (dB) - AMP (dB).
3. Measurement (dBμV/m) = Reading (dBμV) + C.F (dB/m).

Site	SIP-AC3	Test Date	2025-08-11
Temperature	24.2°C	Humidity	66.9%
Limit	FCC_Part 15.407_Band Edge(3 m)	Test Engineer	Mero Zhou
Factor	HF907_102861	Polarity	Horizontal
EUT	OmniAccess Stellar (AP571)	Test Voltage	By PoE
Test Mode	Transmit by 802.11be-EHT80 at 5775 MHz		

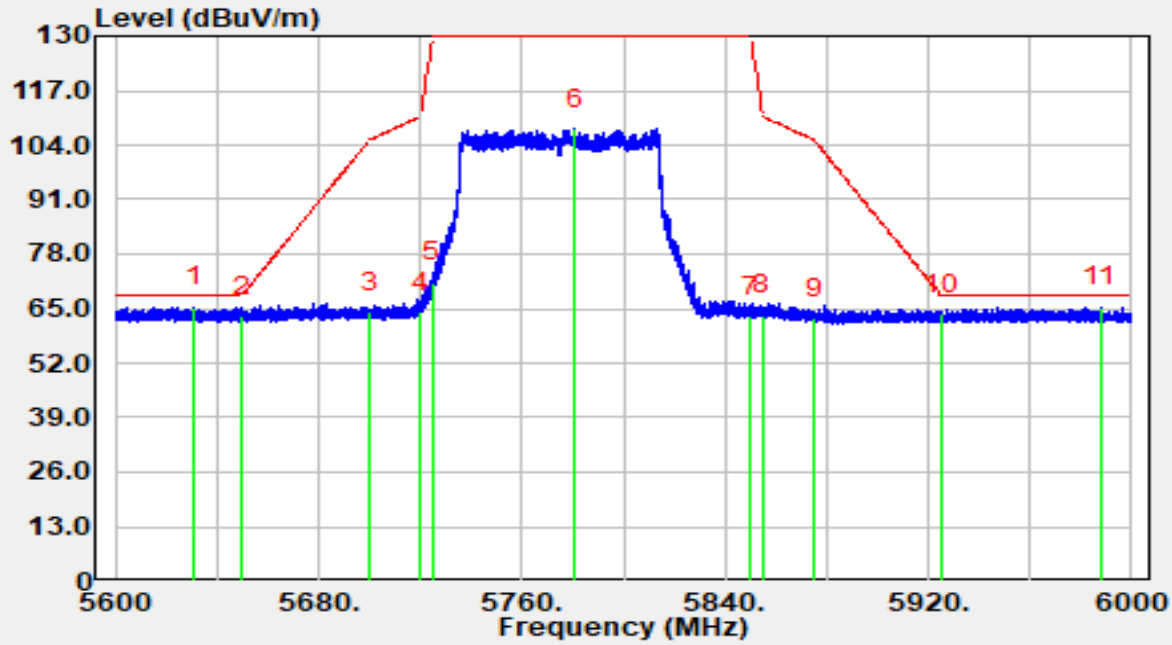

Trace:

No	Mark	Frequency (MHz)	Reading (dBμV)	C.F (dB/m)	Measurement (dBμV/m)	Margin (dB)	Limit (dBμV/m)	Detector
1	*	5630.960	68.83	-3.47	65.37	-2.83	68.20	Peak
2		5650.000	66.81	-3.65	63.16	-5.04	68.20	Peak
3		5700.000	67.62	-3.47	64.14	-41.06	105.20	Peak
4		5720.000	67.65	-3.45	64.20	-46.60	110.80	Peak
5		5725.000	74.77	-3.47	71.30	-58.70	130.00	Peak
6		5780.840	111.55	-3.69	107.85	N/A	N/A	Peak
7		5850.000	66.89	-3.75	63.14	-66.86	130.00	Peak
8		5855.000	67.09	-3.75	63.34	-47.46	110.80	Peak
9		5875.000	66.47	-3.82	62.64	-42.56	105.20	Peak
10		5925.000	67.30	-3.71	63.60	-4.60	68.20	Peak
11		5987.600	69.05	-3.69	65.36	-2.84	68.20	Peak

Notes:

1. " * " indicates the worst-case emission level observed during the measurement.
2. C.F (dB/m) = Antenna Factor (dB/m) + Cable Loss (dB) + Attenuation (dB) - AMP (dB).
3. Measurement (dBμV/m) = Reading (dBμV) + C.F (dB/m).

Site	SIP-AC3	Test Date	2025-08-11
Temperature	24.2°C	Humidity	66.9%
Limit	FCC_Part 15.407_Band Edge(3 m)	Test Engineer	Mero Zhou
Factor	HF907_102861	Polarity	Vertical
EUT	OmniAccess Stellar (AP571)	Test Voltage	By PoE
Test Mode	Transmit by 802.11be-EHT80 at 5775 MHz		

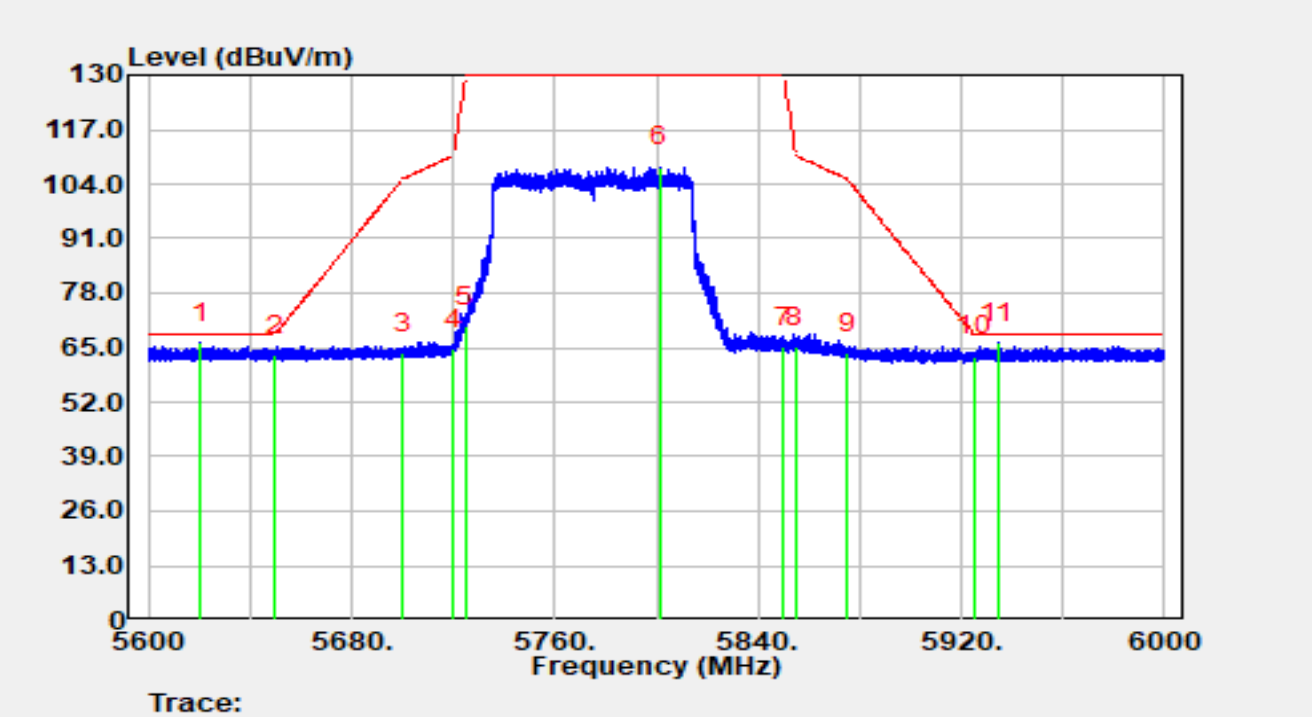

No	Mark	Frequency (MHz)	Reading (dBμV)	C.F (dB/m)	Measurement (dBμV/m)	Margin (dB)	Limit (dBμV/m)	Detector
1	*	5620.360	69.39	-3.38	66.01	-2.19	68.20	Peak
2		5650.000	66.92	-3.65	63.28	-4.92	68.20	Peak
3		5700.000	67.07	-3.47	63.60	-41.60	105.20	Peak
4		5720.000	67.98	-3.45	64.52	-46.28	110.80	Peak
5		5725.000	73.46	-3.47	69.99	-60.01	130.00	Peak
6		5801.160	111.79	-3.75	108.03	N/A	N/A	Peak
7		5850.000	68.78	-3.75	65.02	-64.98	130.00	Peak
8		5855.000	68.97	-3.75	65.22	-45.58	110.80	Peak
9		5875.000	67.59	-3.82	63.76	-41.44	105.20	Peak
10		5925.000	66.62	-3.71	62.92	-5.28	68.20	Peak
11		5934.440	69.68	-3.67	66.01	-2.19	68.20	Peak

Notes:

1. " * " indicates the worst-case emission level observed during the measurement.

2. C.F (dB/m) = Antenna Factor (dB/m) + Cable Loss (dB) + Attenuation (dB) - AMP (dB).

3. Measurement (dBμV/m) = Reading (dBμV) + C.F (dB/m).

Site	SIP-AC3	Test Date	2025-08-11
Temperature	24.2°C	Humidity	66.9%
Limit	FCC_Part15_Band Edge(3 m)	Test Engineer	Mero Zhou
Factor	HF907_102861	Polarity	Horizontal
EUT	OmniAccess Stellar (AP571)	Test Voltage	By PoE
Test Mode	Transmit by 802.11be-EHT160 at 5570 MHz		

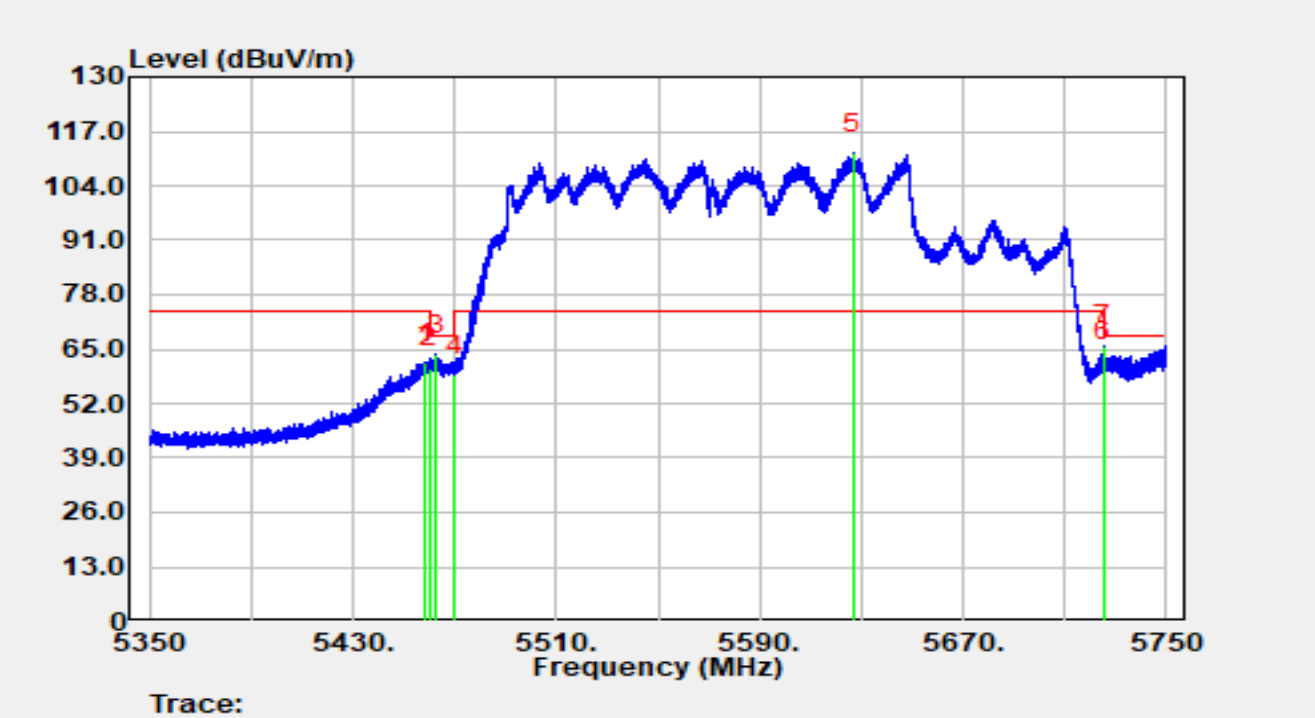

No	Mark	Frequency (MHz)	Reading (dBμV)	C.F (dB/m)	Measurement (dBμV/m)	Margin (dB)	Limit (dBμV/m)	Detector
1		5458.320	62.59	-0.80	61.79	-12.21	74.00	Peak
2		5460.000	61.25	-0.69	60.56	-7.64	68.20	Peak
3		5462.560	64.09	-0.54	63.56	-4.64	68.20	Peak
4		5470.000	57.63	1.00	58.63	-9.57	68.20	Peak
5	*	5626.880	68.81	42.79	111.61	N/A	N/A	Peak
6		5725.000	61.02	1.01	62.03	-6.17	68.20	Peak
7		5725.240	65.11	0.87	65.98	-2.22	68.20	Peak

Notes:

1. " * " indicates the worst-case emission level observed during the measurement.
2. C.F (dB/m) = Antenna Factor (dB/m) + Cable Loss (dB) + Attenuation (dB) - AMP (dB).
3. Measurement (dBμV/m) = Reading (dBμV) + C.F (dB/m).

Site	SIP-AC3	Test Date	2025-08-11
Temperature	24.2°C	Humidity	66.9%
Limit	FCC_Part15_Band Edge(3 m)	Test Engineer	Mero Zhou
Factor	HF907_102861	Polarity	Horizontal
EUT	OmniAccess Stellar (AP571)	Test Voltage	By PoE
Test Mode	Transmit by 802.11be-EHT160 at 5570 MHz		

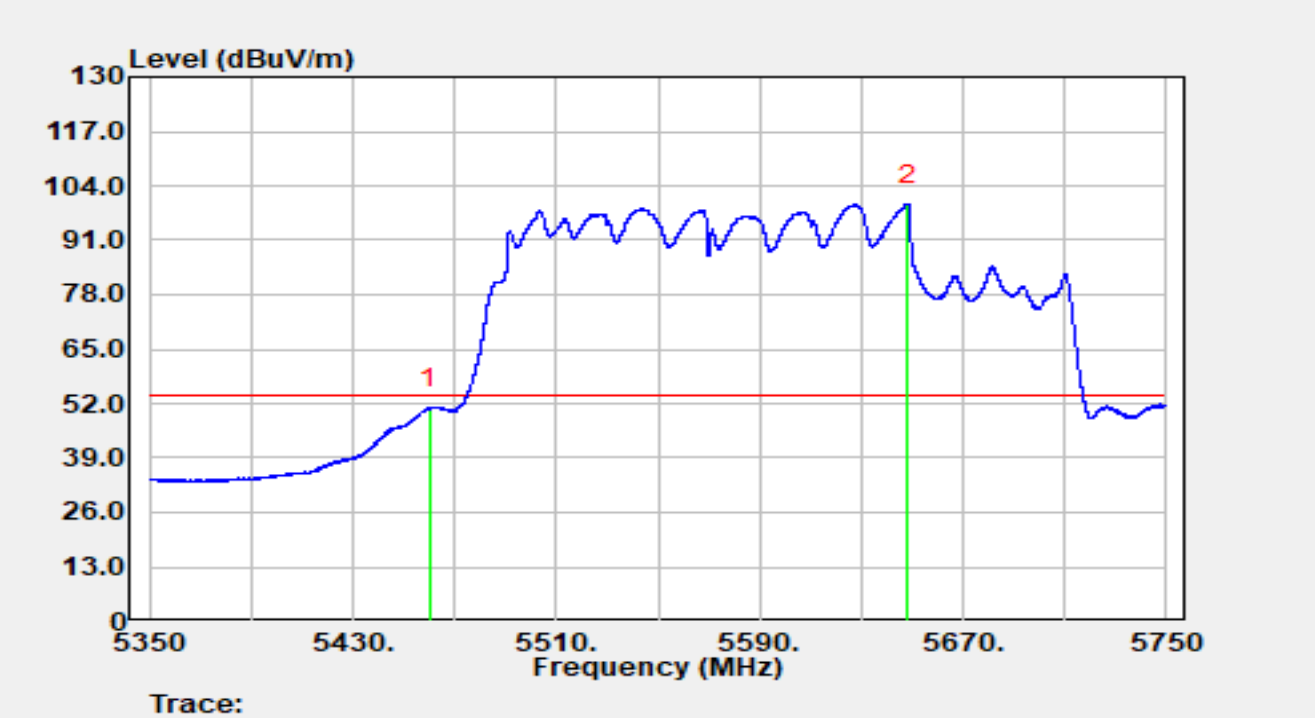

No	Mark	Frequency (MHz)	Reading (dBμV)	C.F (dB/m)	Measurement (dBμV/m)	Margin (dB)	Limit (dBμV/m)	Detector
1		5460.000	51.43	-0.69	50.74	-3.26	54.00	Average
2	*	5648.440	52.12	47.38	99.50	N/A	N/A	Average

Notes:

1. " * " indicates the worst-case emission level observed during the measurement.
2. C.F (dB/m) = Antenna Factor (dB/m) + Cable Loss (dB) + Attenuation (dB) - AMP (dB).
3. Measurement (dBμV/m) = Reading (dBμV) + C.F (dB/m).

Site	SIP-AC3	Test Date	2025-08-11
Temperature	24.2°C	Humidity	66.9%
Limit	FCC_Part15_Band Edge(3 m)	Test Engineer	Mero Zhou
Factor	HF907_102861	Polarity	Vertical
EUT	OmniAccess Stellar (AP571)	Test Voltage	By PoE
Test Mode	Transmit by 802.11be-EHT160 at 5570 MHz		

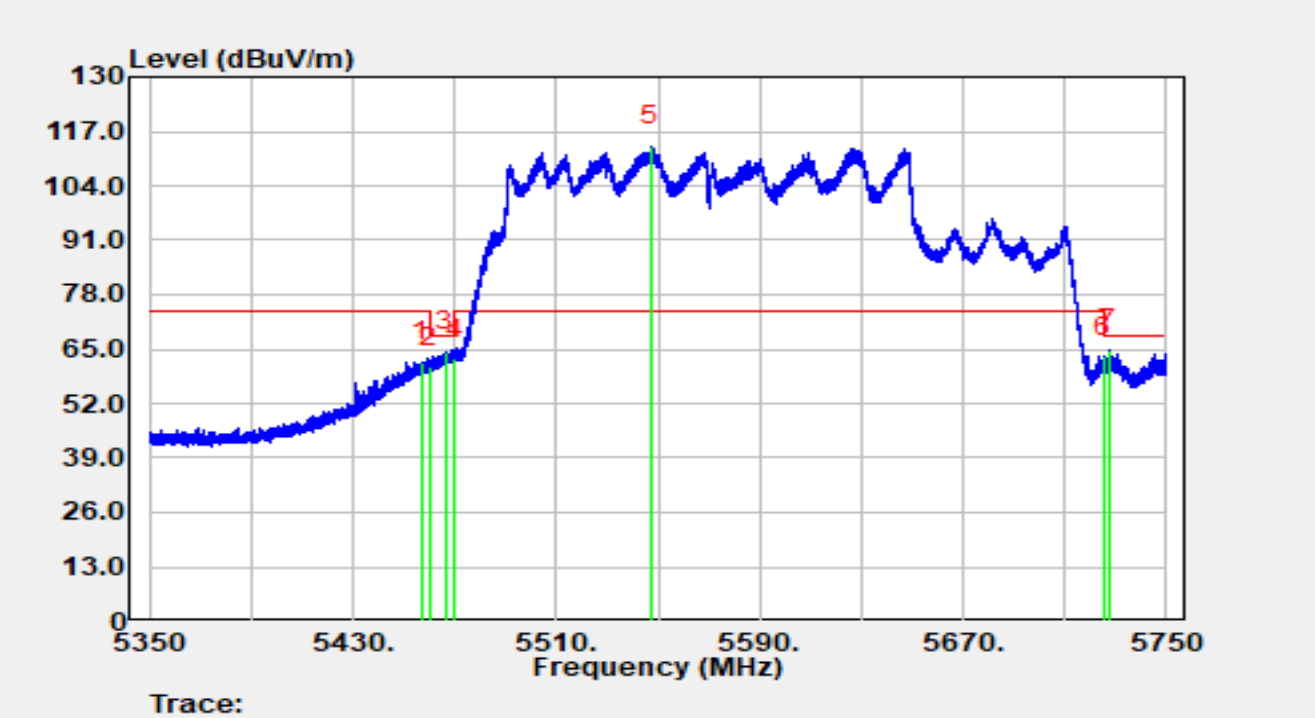

No	Mark	Frequency (MHz)	Reading (dBμV)	C.F (dB/m)	Measurement (dBμV/m)	Margin (dB)	Limit (dBμV/m)	Detector
1		5456.800	62.94	-0.93	62.02	-11.98	74.00	Peak
2		5460.000	61.29	-0.69	60.60	-7.60	68.20	Peak
3		5466.240	64.53	-0.04	64.49	-3.71	68.20	Peak
4		5470.000	61.74	1.00	62.74	-5.46	68.20	Peak
5	*	5547.200	69.46	44.08	113.54	N/A	N/A	Peak
6		5725.000	62.04	1.01	63.05	-5.15	68.20	Peak
7		5727.280	64.95	-0.06	64.89	-3.31	68.20	Peak

Notes:

1. " * " indicates the worst-case emission level observed during the measurement.
2. C.F (dB/m) = Antenna Factor (dB/m) + Cable Loss (dB) + Attenuation (dB) - AMP (dB).
3. Measurement (dBμV/m) = Reading (dBμV) + C.F (dB/m).

Site	SIP-AC3	Test Date	2025-08-11
Temperature	24.2°C	Humidity	66.9%
Limit	FCC_Part15_Band Edge(3 m)	Test Engineer	Mero Zhou
Factor	HF907_102861	Polarity	Vertical
EUT	OmniAccess Stellar (AP571)	Test Voltage	By PoE
Test Mode	Transmit by 802.11be-EHT160 at 5570 MHz		

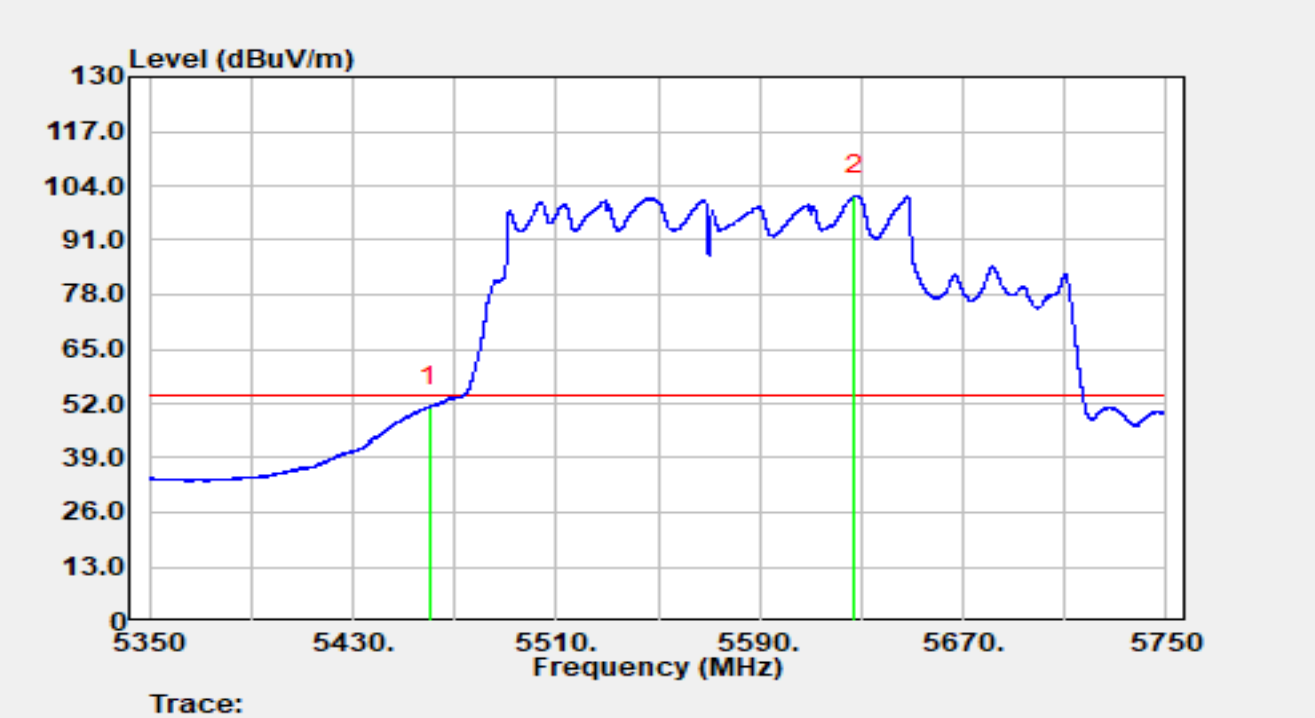

No	Mark	Frequency (MHz)	Reading (dBμV)	C.F (dB/m)	Measurement (dBμV/m)	Margin (dB)	Limit (dBμV/m)	Detector
1		5460.000	51.77	-0.69	51.08	-2.92	54.00	Average
2	*	5627.480	58.05	43.50	101.55	N/A	N/A	Average

Notes:

1. " * " indicates the worst-case emission level observed during the measurement.
2. C.F (dB/m) = Antenna Factor (dB/m) + Cable Loss (dB) + Attenuation (dB) - AMP (dB).
3. Measurement (dBμV/m) = Reading (dBμV) + C.F (dB/m).

AP571e - WLAN Config 1

Site	SIP-AC3	Test Date	2025-08-11
Temperature	24.9 °C	Humidity	70.3%
Limit	FCC_Part 15_Band Edge(3 m)	Test Engineer	Mero Zhou
Factor	HF907_102861	Polarity	Horizontal
EUT	OmniAccess Stellar (AP571e)	Test Voltage	By PoE
Test Mode	Transmit by 802.11a at 5180 MHz		

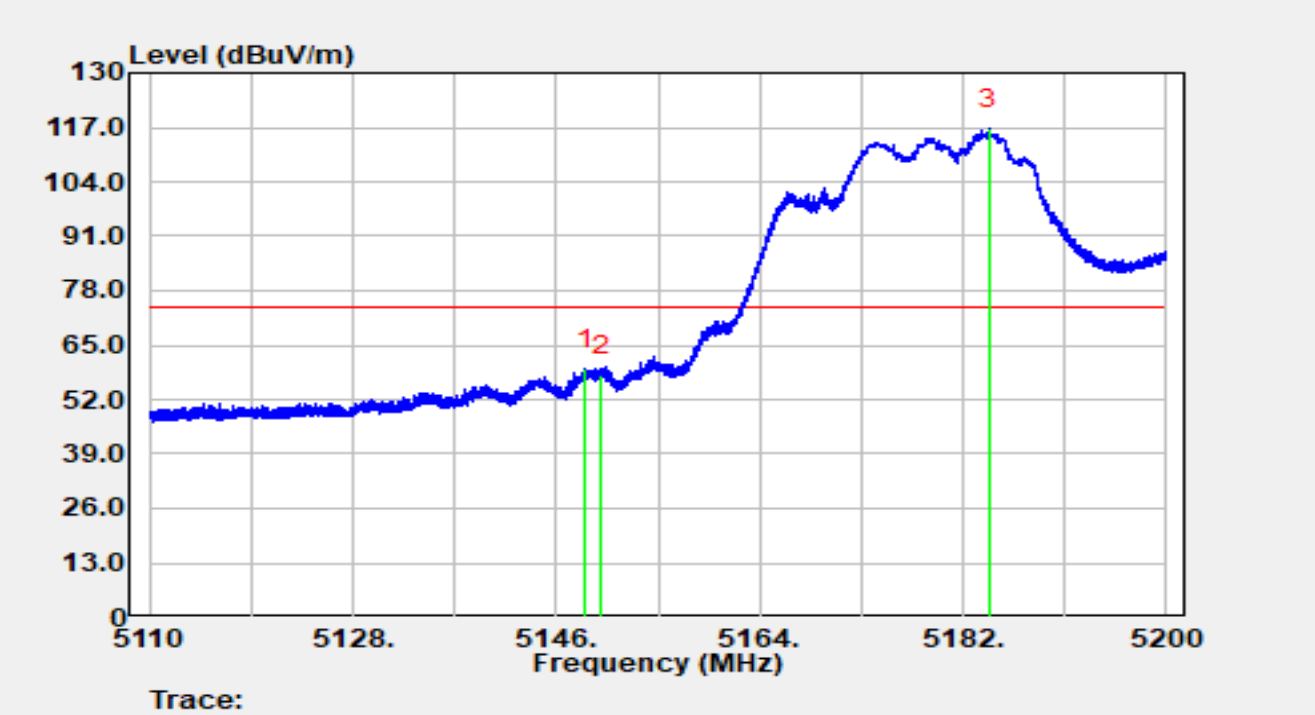

No	Mark	Frequency (MHz)	Reading (dBμV)	C.F (dB/m)	Measurement (dBμV/m)	Margin (dB)	Limit (dBμV/m)	Detector
1	*	5148.565	60.22	-1.05	59.17	-14.83	74.00	Peak
2		5150.000	58.23	-0.54	57.69	-16.31	74.00	Peak
3		5184.295	77.59	39.08	116.67	N/A	N/A	Peak

Notes:

1. " * " indicates the worst-case emission level observed during the measurement.
2. C.F (dB/m) = Antenna Factor (dB/m) + Cable Loss (dB) + Attenuation (dB) - AMP (dB).
3. Measurement (dBμV/m) = Reading (dBμV) + C.F (dB/m).

Site	SIP-AC3	Test Date	2025-08-11
Temperature	24.9 °C	Humidity	70.3%
Limit	FCC_Part 15_Band Edge(3 m)	Test Engineer	Mero Zhou
Factor	HF907_102861	Polarity	Horizontal
EUT	OmniAccess Stellar (AP571e)	Test Voltage	By PoE
Test Mode	Transmit by 802.11a at 5180 MHz		

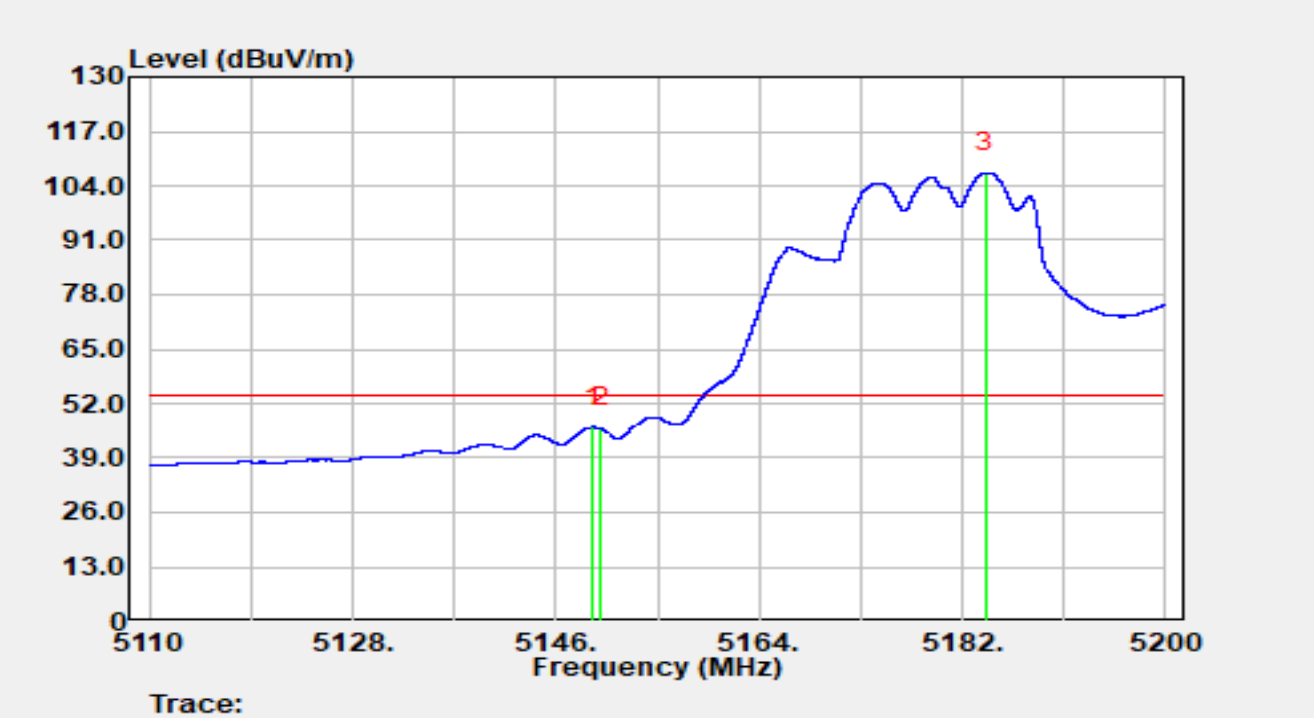

No	Mark	Frequency (MHz)	Reading (dBμV)	C.F (dB/m)	Measurement (dBμV/m)	Margin (dB)	Limit (dBμV/m)	Detector
1	*	5149.294	47.37	-0.94	46.43	-7.57	54.00	Average
2		5150.000	46.67	-0.54	46.13	-7.87	54.00	Average
3		5184.034	67.57	39.49	107.06	N/A	N/A	Average

Notes:

1. " * " indicates the worst-case emission level observed during the measurement.
2. C.F (dB/m) = Antenna Factor (dB/m) + Cable Loss (dB) + Attenuation (dB) - AMP (dB).
3. Measurement (dBμV/m) = Reading (dBμV) + C.F (dB/m).

Site	SIP-AC3	Test Date	2025-08-11
Temperature	24.9 °C	Humidity	70.3%
Limit	FCC_Part 15_Band Edge(3 m)	Test Engineer	Mero Zhou
Factor	HF907_102861	Polarity	Vertical
EUT	OmniAccess Stellar (AP571e)	Test Voltage	By PoE
Test Mode	Transmit by 802.11a at 5180 MHz		

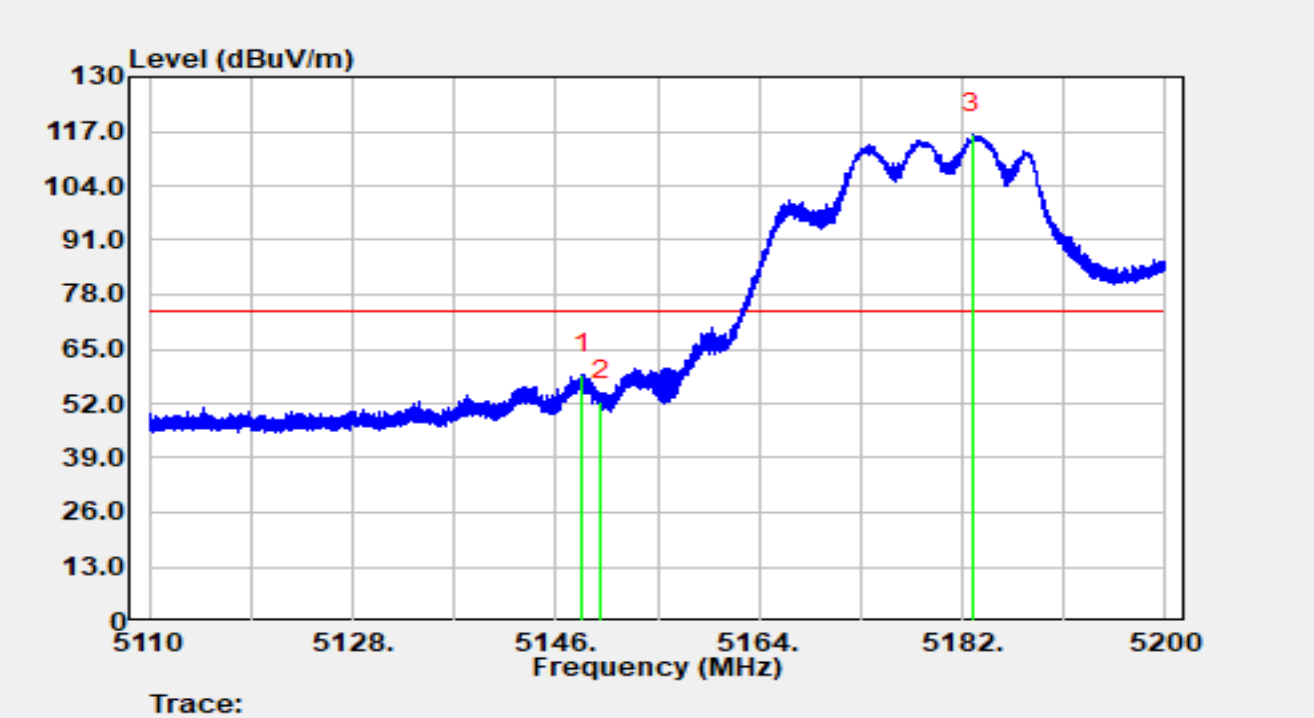

No	Mark	Frequency (MHz)	Reading (dBμV)	C.F (dB/m)	Measurement (dBμV/m)	Margin (dB)	Limit (dBμV/m)	Detector
1	*	5148.394	60.10	-1.03	59.08	-14.92	74.00	Peak
2		5150.000	53.18	-0.54	52.64	-21.36	74.00	Peak
3		5182.936	74.69	41.65	116.35	N/A	N/A	Peak

Notes:

1. " * " indicates the worst-case emission level observed during the measurement.
2. C.F (dB/m) = Antenna Factor (dB/m) + Cable Loss (dB) + Attenuation (dB) - AMP (dB).
3. Measurement (dBμV/m) = Reading (dBμV) + C.F (dB/m).

Site	SIP-AC3	Test Date	2025-08-11
Temperature	24.9 °C	Humidity	70.3%
Limit	FCC_Part 15_Band Edge(3 m)	Test Engineer	Mero Zhou
Factor	HF907_102861	Polarity	Vertical
EUT	OmniAccess Stellar (AP571e)	Test Voltage	By PoE
Test Mode	Transmit by 802.11a at 5180 MHz		

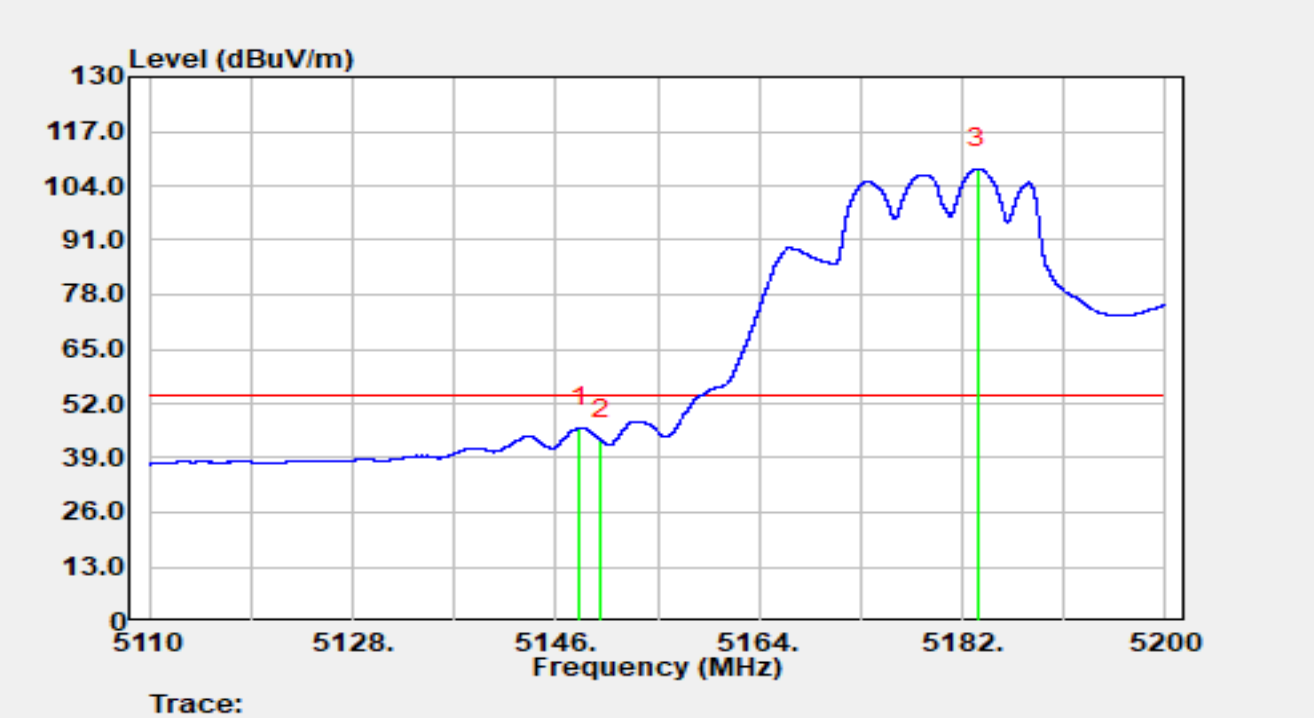

No	Mark	Frequency (MHz)	Reading (dBμV)	C.F (dB/m)	Measurement (dBμV/m)	Margin (dB)	Limit (dBμV/m)	Detector
1	*	5148.061	47.28	-0.98	46.30	-7.70	54.00	Average
2		5150.000	43.72	-0.54	43.18	-10.82	54.00	Average
3		5183.314	67.11	40.87	107.98	N/A	N/A	Average

Notes:

1. " * " indicates the worst-case emission level observed during the measurement.
2. C.F (dB/m) = Antenna Factor (dB/m) + Cable Loss (dB) + Attenuation (dB) - AMP (dB).
3. Measurement (dBμV/m) = Reading (dBμV) + C.F (dB/m).

Site	SIP-AC3	Test Date	2025-08-11
Temperature	24.9 °C	Humidity	70.3%
Limit	FCC_Part 15_Band Edge(3 m)	Test Engineer	Mero Zhou
Factor	HF907_102861	Polarity	Horizontal
EUT	OmniAccess Stellar (AP571e)	Test Voltage	By PoE
Test Mode	Transmit by 802.11a at 5320 MHz		

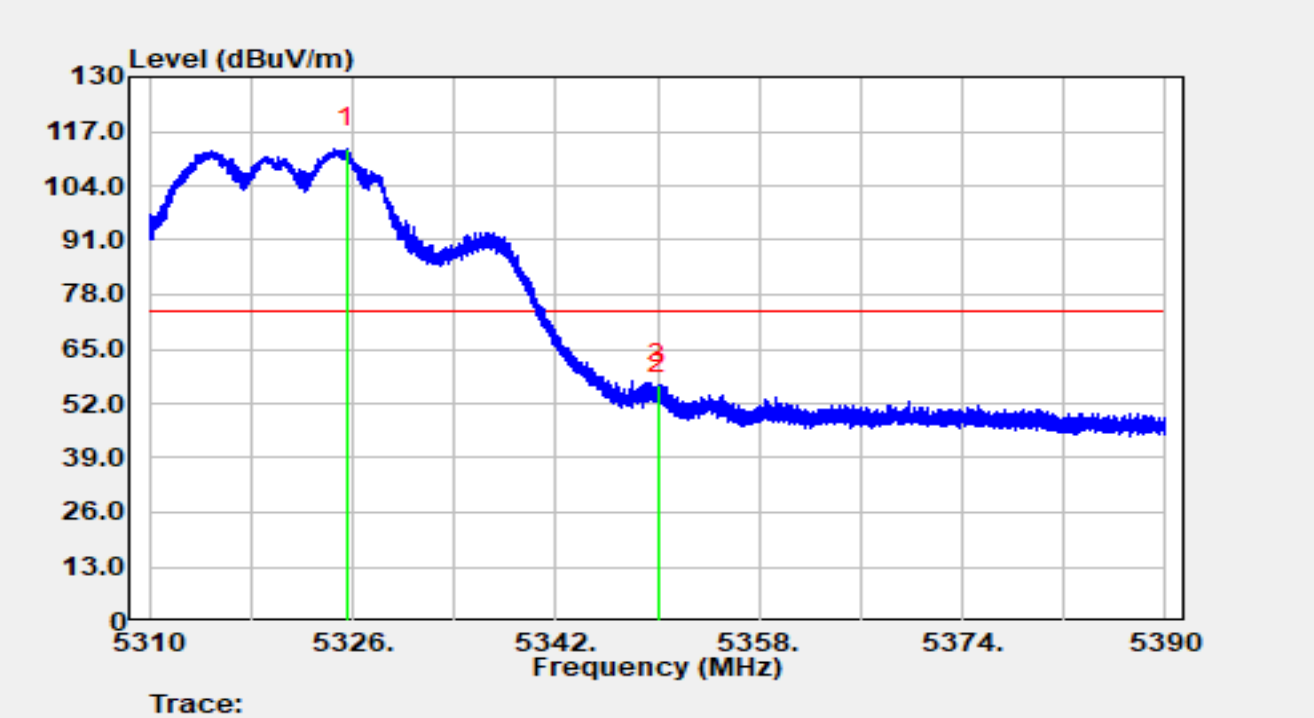

No	Mark	Frequency (MHz)	Reading (dBμV)	C.F (dB/m)	Measurement (dBμV/m)	Margin (dB)	Limit (dBμV/m)	Detector
1		5325.520	70.98	41.86	112.83	N/A	N/A	Peak
2		5350.000	51.72	2.28	54.00	-20.00	74.00	Peak
3	*	5350.072	54.35	2.24	56.59	-17.41	74.00	Peak

Notes:

1. " * " indicates the worst-case emission level observed during the measurement.
2. C.F (dB/m) = Antenna Factor (dB/m) + Cable Loss (dB) + Attenuation (dB) - AMP (dB).
3. Measurement (dBμV/m) = Reading (dBμV) + C.F (dB/m).

Site	SIP-AC3	Test Date	2025-08-11
Temperature	24.9 °C	Humidity	70.3%
Limit	FCC_Part 15_Band Edge(3 m)	Test Engineer	Mero Zhou
Factor	HF907_102861	Polarity	Horizontal
EUT	OmniAccess Stellar (AP571e)	Test Voltage	By PoE
Test Mode	Transmit by 802.11a at 5320 MHz		

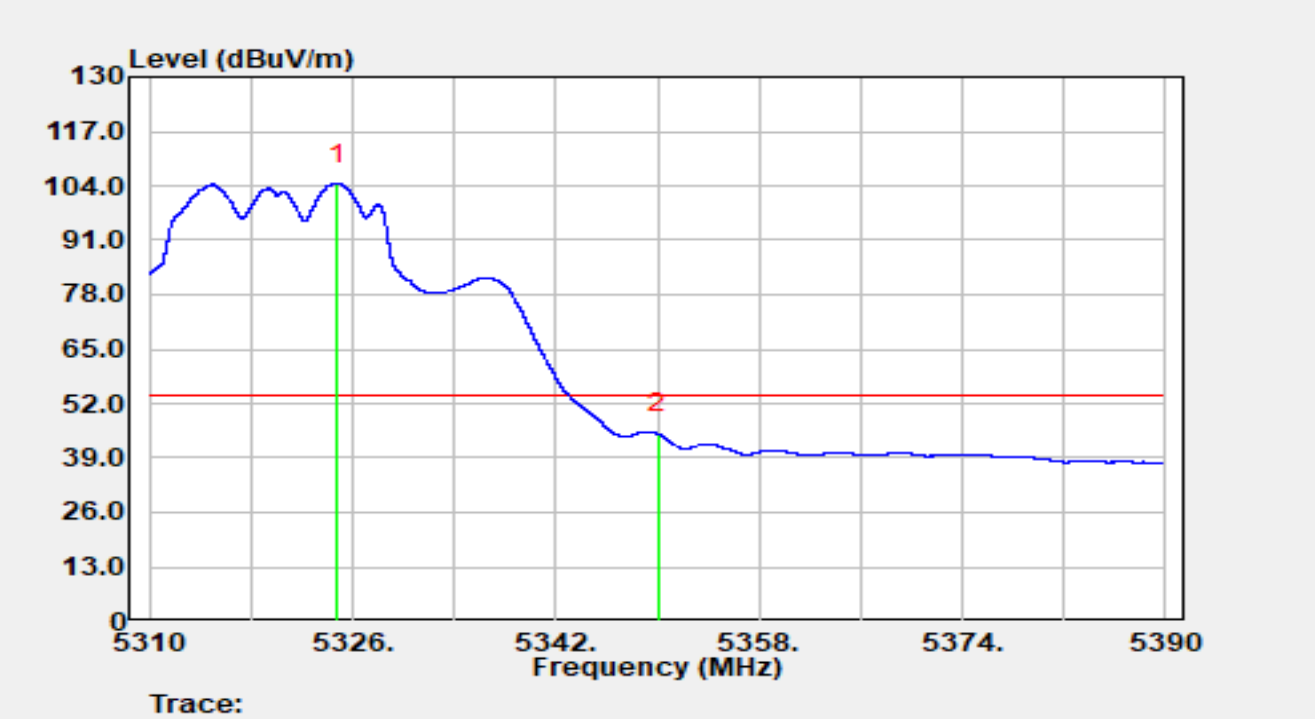

No	Mark	Frequency (MHz)	Reading (dBμV)	C.F (dB/m)	Measurement (dBμV/m)	Margin (dB)	Limit (dBμV/m)	Detector
1		5324.776	61.86	42.60	104.46	N/A	N/A	Average
2	*	5350.000	42.53	2.28	44.81	-9.19	54.00	Average

Notes:

1. " * " indicates the worst-case emission level observed during the measurement.
2. C.F (dB/m) = Antenna Factor (dB/m) + Cable Loss (dB) + Attenuation (dB) - AMP (dB).
3. Measurement (dBμV/m) = Reading (dBμV) + C.F (dB/m).

Site	SIP-AC3	Test Date	2025-08-11
Temperature	24.9 °C	Humidity	70.3%
Limit	FCC_Part 15_Band Edge(3 m)	Test Engineer	Mero Zhou
Factor	HF907_102861	Polarity	Vertical
EUT	OmniAccess Stellar (AP571e)	Test Voltage	By PoE
Test Mode	Transmit by 802.11a at 5320 MHz		

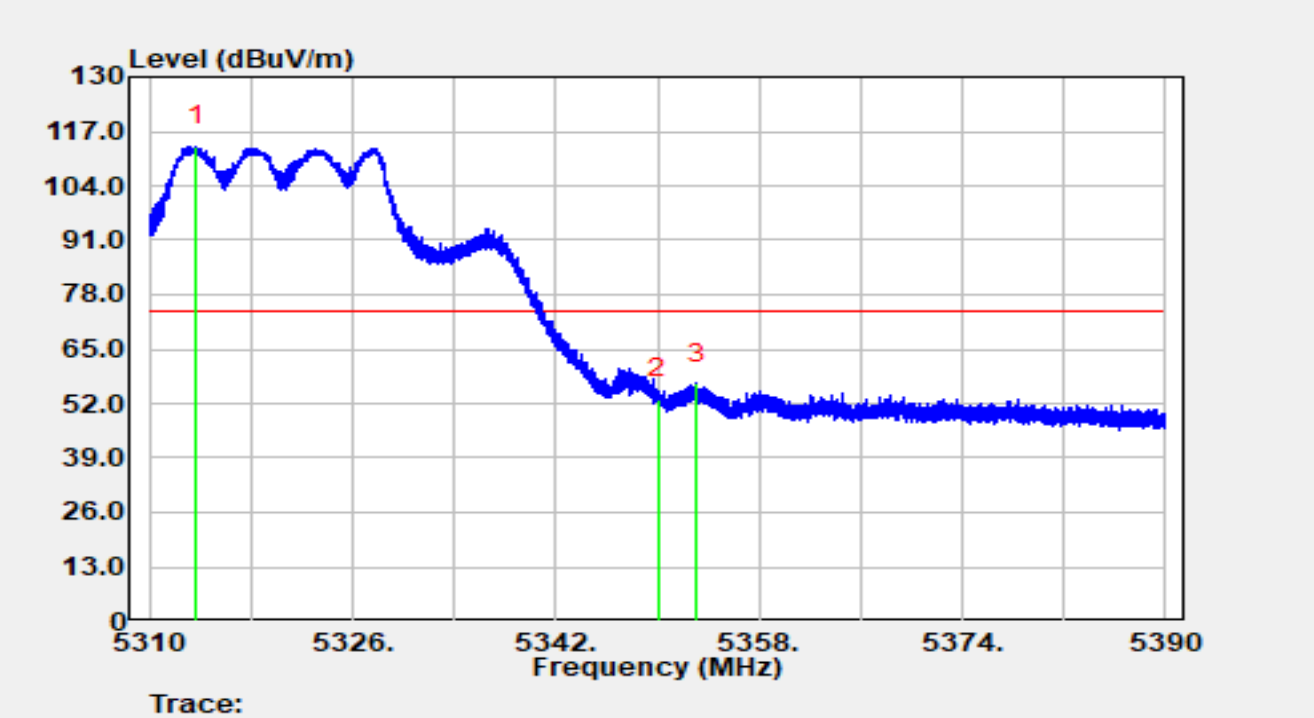

No	Mark	Frequency (MHz)	Reading (dBμV)	C.F (dB/m)	Measurement (dBμV/m)	Margin (dB)	Limit (dBμV/m)	Detector
1		5313.664	64.41	49.01	113.42	N/A	N/A	Peak
2		5350.000	50.86	2.28	53.14	-20.86	74.00	Peak
3	*	5353.120	56.39	0.47	56.86	-17.14	74.00	Peak

Notes:

1. " * " indicates the worst-case emission level observed during the measurement.
2. C.F (dB/m) = Antenna Factor (dB/m) + Cable Loss (dB) + Attenuation (dB) - AMP (dB).
3. Measurement (dBμV/m) = Reading (dBμV) + C.F (dB/m).

Site	SIP-AC3	Test Date	2025-08-11
Temperature	24.9 °C	Humidity	70.3%
Limit	FCC_Part 15_Band Edge(3 m)	Test Engineer	Mero Zhou
Factor	HF907_102861	Polarity	Vertical
EUT	OmniAccess Stellar (AP571e)	Test Voltage	By PoE
Test Mode	Transmit by 802.11a at 5320 MHz		

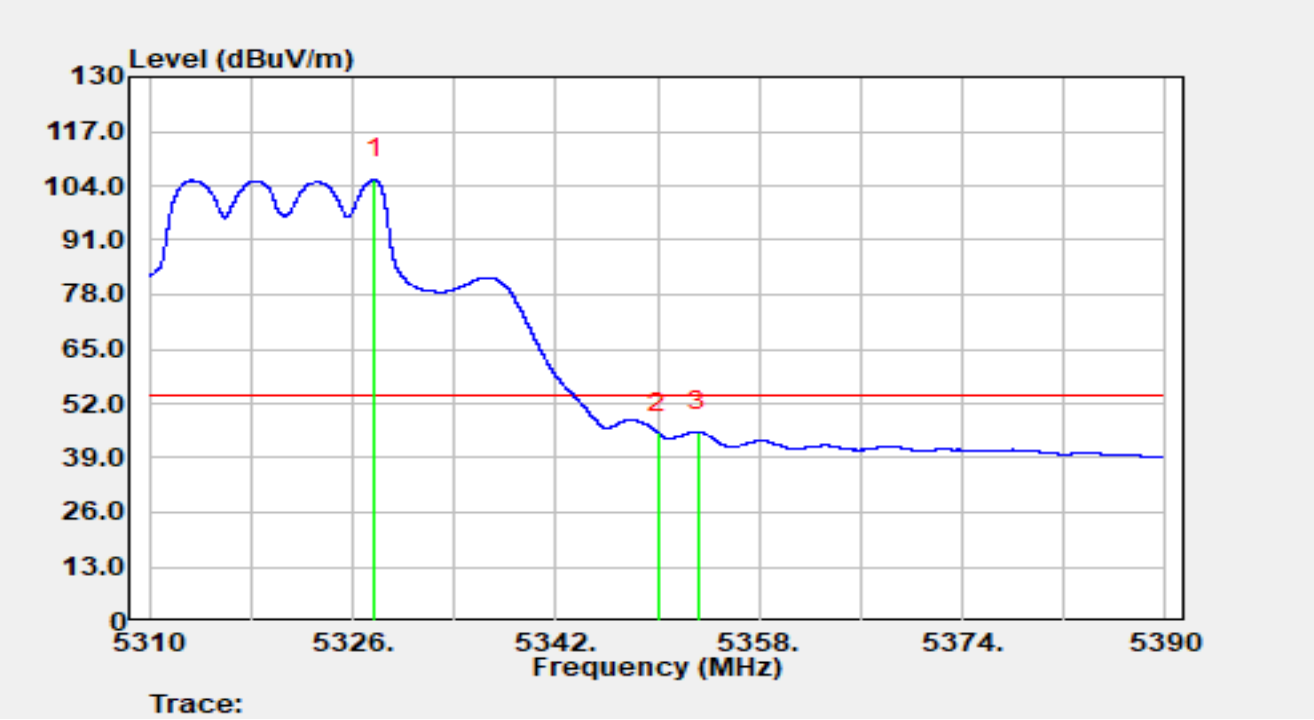

No	Mark	Frequency (MHz)	Reading (dBμV)	C.F (dB/m)	Measurement (dBμV/m)	Margin (dB)	Limit (dBμV/m)	Detector
1		5327.688	63.57	41.95	105.52	N/A	N/A	Average
2		5350.000	42.62	2.28	44.90	-9.10	54.00	Average
3	*	5353.144	44.76	0.47	45.23	-8.77	54.00	Average

Notes:

1. " * " indicates the worst-case emission level observed during the measurement.
2. C.F (dB/m) = Antenna Factor (dB/m) + Cable Loss (dB) + Attenuation (dB) - AMP (dB).
3. Measurement (dBμV/m) = Reading (dBμV) + C.F (dB/m).

Site	SIP-AC3	Test Date	2025-08-11
Temperature	24.9 °C	Humidity	70.3%
Limit	FCC_Part 15_Band Edge(3 m)	Test Engineer	Mero Zhou
Factor	HF907_102861	Polarity	Horizontal
EUT	OmniAccess Stellar (AP571e)	Test Voltage	By PoE
Test Mode	Transmit by 802.11a at 5500 MHz		

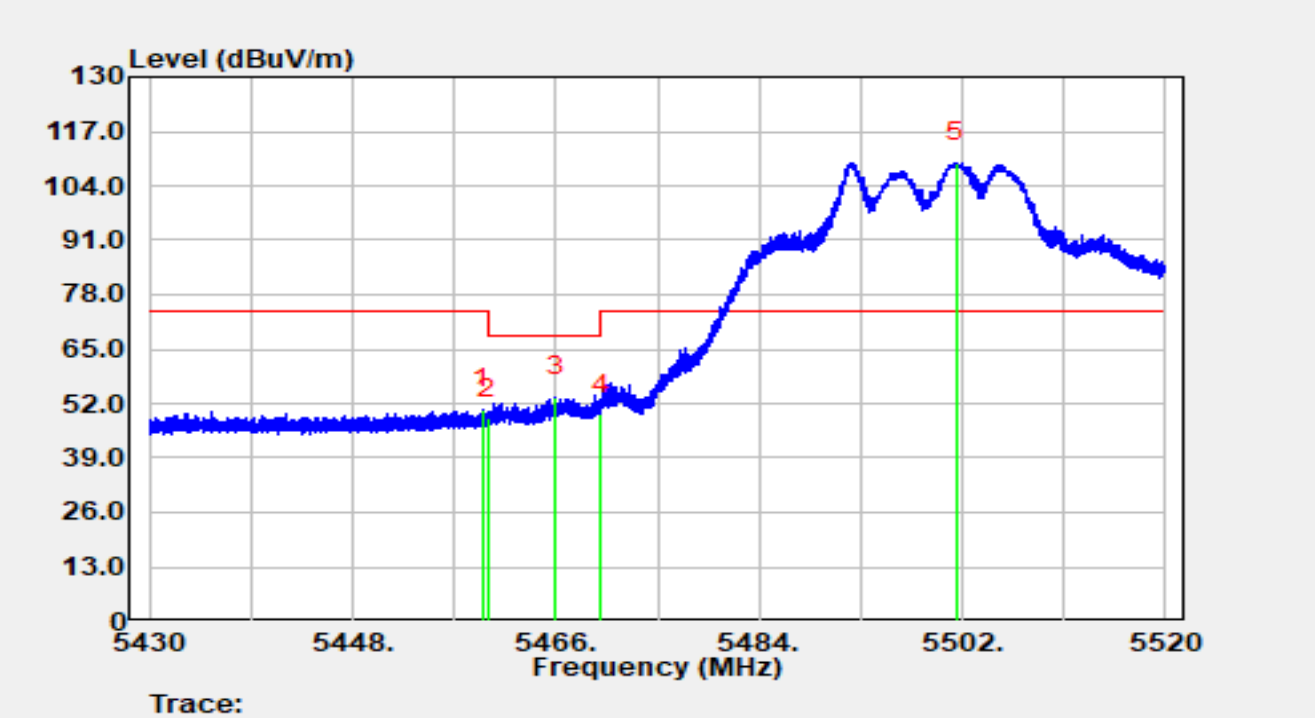

No	Mark	Frequency (MHz)	Reading (dBμV)	C.F (dB/m)	Measurement (dBμV/m)	Margin (dB)	Limit (dBμV/m)	Detector
1		5459.556	51.48	-0.75	50.73	-23.27	74.00	Peak
2		5460.000	49.10	-0.69	48.41	-19.79	68.20	Peak
3	*	5465.946	53.71	-0.08	53.62	-14.58	68.20	Peak
4		5470.000	48.37	1.00	49.37	-18.83	68.20	Peak
5		5501.415	67.40	42.06	109.46	N/A	N/A	Peak

Notes:

1. " * " indicates the worst-case emission level observed during the measurement.
2. C.F (dB/m) = Antenna Factor (dB/m) + Cable Loss (dB) + Attenuation (dB) - AMP (dB).
3. Measurement (dBμV/m) = Reading (dBμV) + C.F (dB/m).

Site	SIP-AC3	Test Date	2025-08-11
Temperature	24.9 °C	Humidity	70.3%
Limit	FCC_Part 15_Band Edge(3 m)	Test Engineer	Mero Zhou
Factor	HF907_102861	Polarity	Horizontal
EUT	OmniAccess Stellar (AP571e)	Test Voltage	By PoE
Test Mode	Transmit by 802.11a at 5500 MHz		

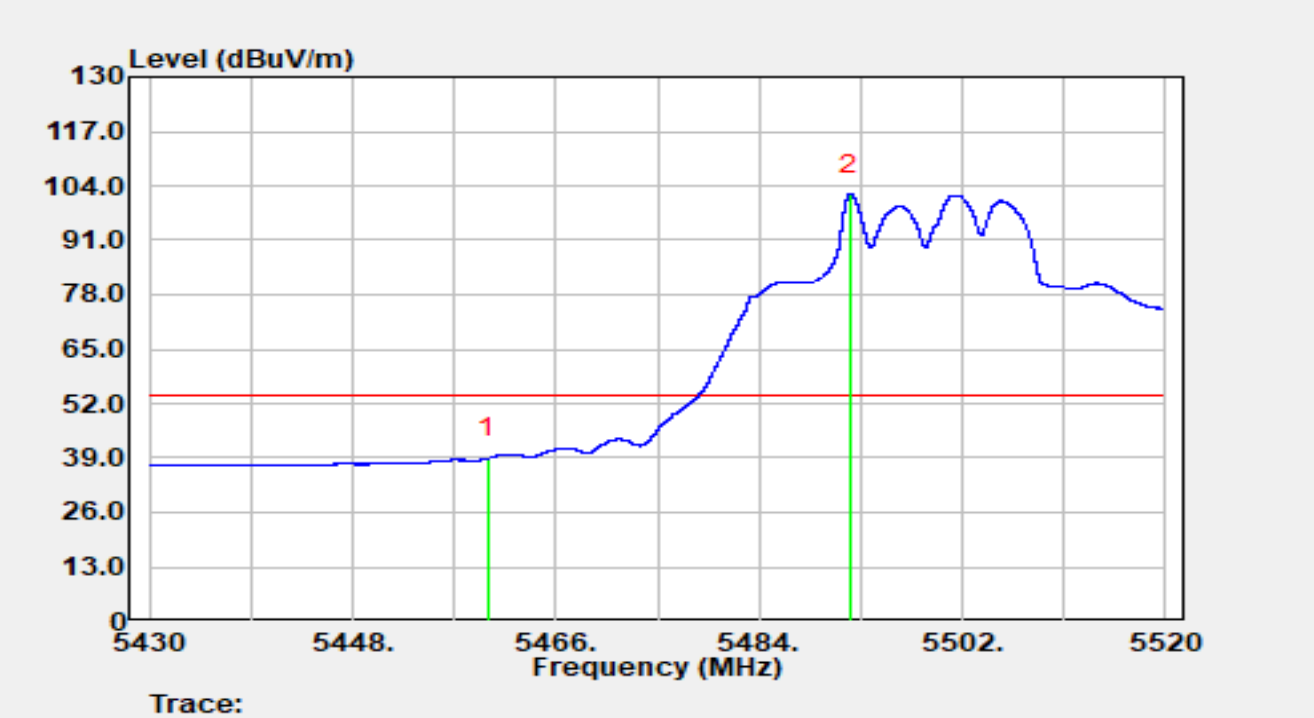

No	Mark	Frequency (MHz)	Reading (dBμV)	C.F (dB/m)	Measurement (dBμV/m)	Margin (dB)	Limit (dBμV/m)	Detector
1	*	5460.000	39.61	-0.69	38.92	-15.08	54.00	Average
2		5492.055	54.36	47.66	102.03	N/A	N/A	Average

Notes:

1. " * " indicates the worst-case emission level observed during the measurement.
2. C.F (dB/m) = Antenna Factor (dB/m) + Cable Loss (dB) + Attenuation (dB) - AMP (dB).
3. Measurement (dBμV/m) = Reading (dBμV) + C.F (dB/m).

Site	SIP-AC3	Test Date	2025-08-11
Temperature	24.9 °C	Humidity	70.3%
Limit	FCC_Part 15_Band Edge(3 m)	Test Engineer	Mero Zhou
Factor	HF907_102861	Polarity	Vertical
EUT	OmniAccess Stellar (AP571e)	Test Voltage	By PoE
Test Mode	Transmit by 802.11a at 5500 MHz		

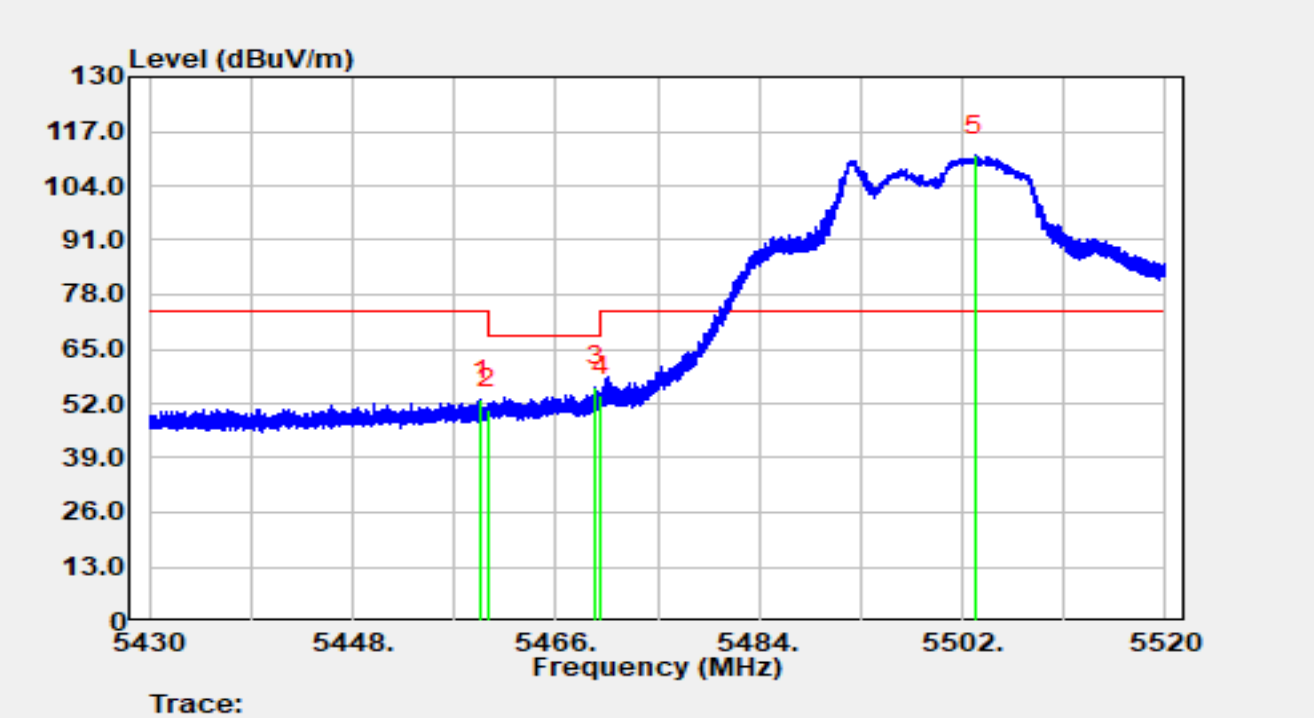

No	Mark	Frequency (MHz)	Reading (dBμV)	C.F (dB/m)	Measurement (dBμV/m)	Margin (dB)	Limit (dBμV/m)	Detector
1		5459.322	53.63	-0.78	52.86	-21.14	74.00	Peak
2		5460.000	51.24	-0.69	50.55	-17.65	68.20	Peak
3	*	5469.564	55.20	0.86	56.05	-12.15	68.20	Peak
4		5470.000	52.74	1.00	53.74	-14.46	68.20	Peak
5		5503.107	66.40	44.87	111.27	N/A	N/A	Peak

Notes:

1. " * " indicates the worst-case emission level observed during the measurement.
2. C.F (dB/m) = Antenna Factor (dB/m) + Cable Loss (dB) + Attenuation (dB) - AMP (dB).
3. Measurement (dBμV/m) = Reading (dBμV) + C.F (dB/m).

Site	SIP-AC3	Test Date	2025-08-11
Temperature	24.9 °C	Humidity	70.3%
Limit	FCC_Part 15_Band Edge(3 m)	Test Engineer	Mero Zhou
Factor	HF907_102861	Polarity	Vertical
EUT	OmniAccess Stellar (AP571e)	Test Voltage	By PoE
Test Mode	Transmit by 802.11a at 5500 MHz		

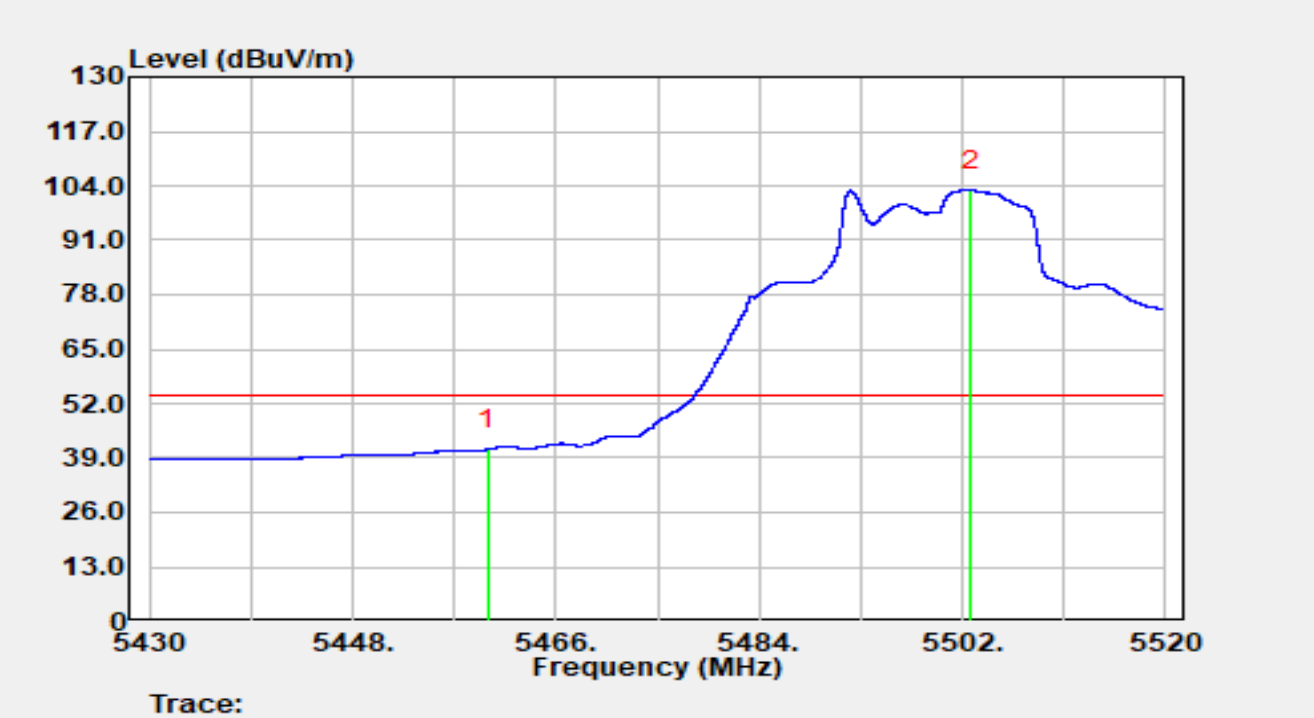

No	Mark	Frequency (MHz)	Reading (dBμV)	C.F (dB/m)	Measurement (dBμV/m)	Margin (dB)	Limit (dBμV/m)	Detector
1	*	5460.000	41.80	-0.69	41.11	-12.89	54.00	Average
2		5502.774	58.80	44.16	102.96	N/A	N/A	Average

Notes:

1. " * " indicates the worst-case emission level observed during the measurement.
2. C.F (dB/m) = Antenna Factor (dB/m) + Cable Loss (dB) + Attenuation (dB) - AMP (dB).
3. Measurement (dBμV/m) = Reading (dBμV) + C.F (dB/m).

Site	SIP-AC3	Test Date	2025-08-11
Temperature	24.9 °C	Humidity	70.3%
Limit	FCC_Part 15_Band Edge(3 m)	Test Engineer	Mero Zhou
Factor	HF907_102861	Polarity	Horizontal
EUT	OmniAccess Stellar (AP571e)	Test Voltage	By PoE
Test Mode	Transmit by 802.11a at 5700 MHz		

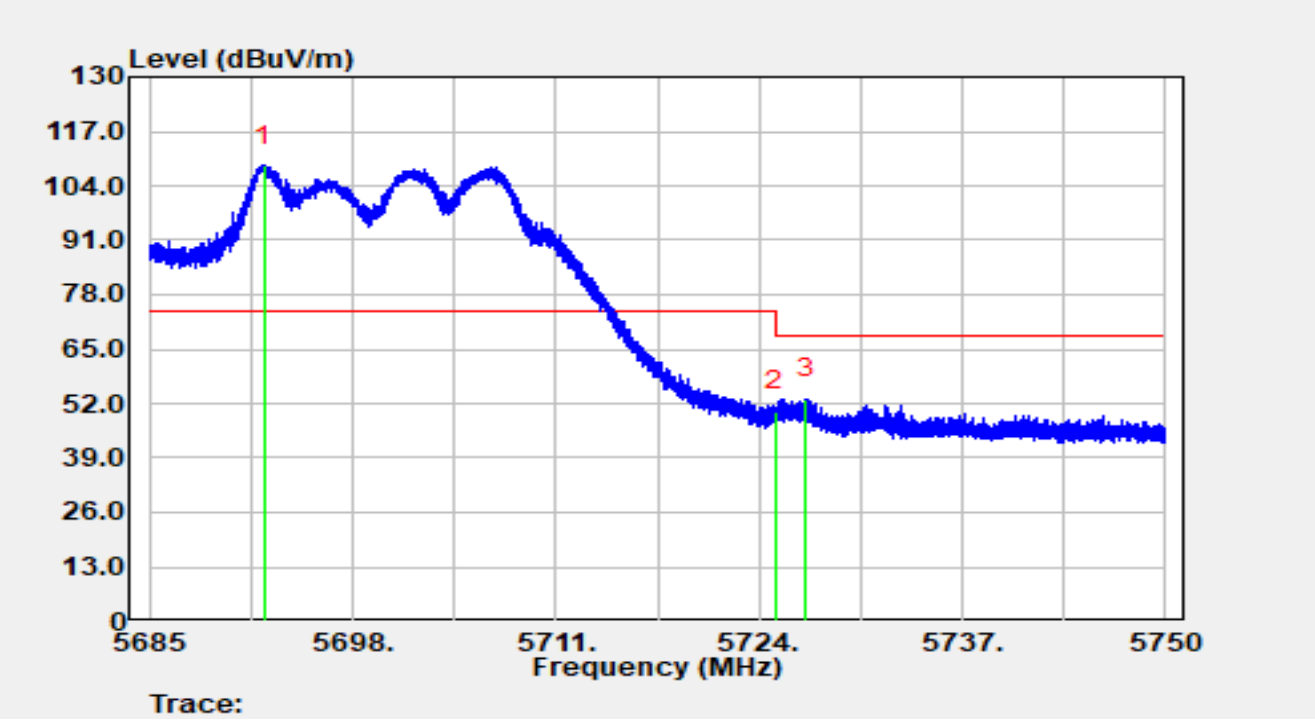

No	Mark	Frequency (MHz)	Reading (dBμV)	C.F (dB/m)	Measurement (dBμV/m)	Margin (dB)	Limit (dBμV/m)	Detector
1		5692.332	65.36	43.52	108.88	N/A	N/A	Peak
2		5725.000	49.14	1.01	50.15	-18.05	68.20	Peak
3	*	5726.977	53.05	0.05	53.10	-15.10	68.20	Peak

Notes:

1. " * " indicates the worst-case emission level observed during the measurement.
2. C.F (dB/m) = Antenna Factor (dB/m) + Cable Loss (dB) + Attenuation (dB) - AMP (dB).
3. Measurement (dBμV/m) = Reading (dBμV) + C.F (dB/m).

Site	SIP-AC3	Test Date	2025-08-11
Temperature	24.9 °C	Humidity	70.3%
Limit	FCC_Part 15_Band Edge(3 m)	Test Engineer	Mero Zhou
Factor	HF907_102861	Polarity	Vertical
EUT	OmniAccess Stellar (AP571e)	Test Voltage	By PoE
Test Mode	Transmit by 802.11a at 5700 MHz		

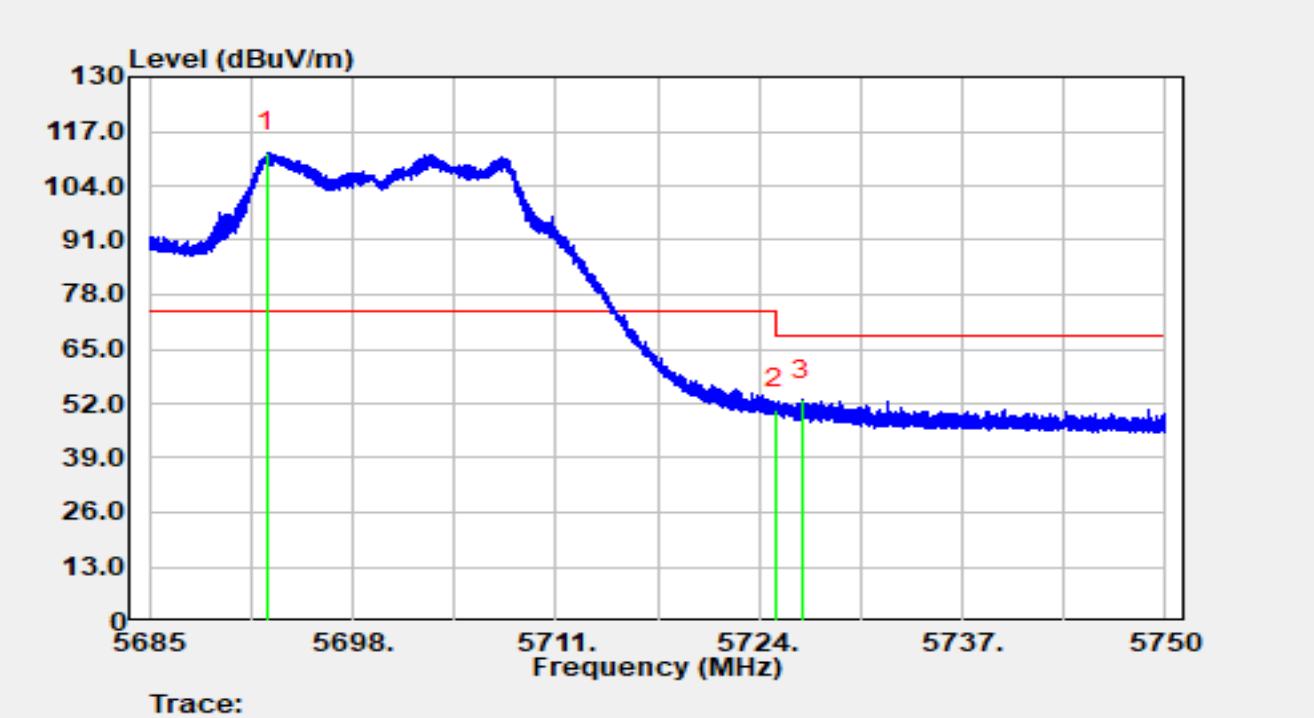

No	Mark	Frequency (MHz)	Reading (dBμV)	C.F (dB/m)	Measurement (dBμV/m)	Margin (dB)	Limit (dBμV/m)	Detector
1		5692.546	68.30	43.66	111.95	N/A	N/A	Peak
2		5725.000	49.67	1.01	50.67	-17.53	68.20	Peak
3	*	5726.710	52.79	0.17	52.96	-15.24	68.20	Peak

Notes:

1. " * " indicates the worst-case emission level observed during the measurement.
2. C.F (dB/m) = Antenna Factor (dB/m) + Cable Loss (dB) + Attenuation (dB) - AMP (dB).
3. Measurement (dBμV/m) = Reading (dBμV) + C.F (dB/m).

Site	SIP-AC2	Test Date	2025-08-08
Temperature	21.5 °C	Humidity	67.9%
Limit	FCC_Part 15.407_Band Edge(3 m)	Test Engineer	Justin Guo
Factor	BBHA 9120D_02042	Polarity	Horizontal
EUT	OmniAccess Stellar (AP571e)	Test Voltage	By PoE
Test Mode	Transmit by 802.11a at 5745 MHz		

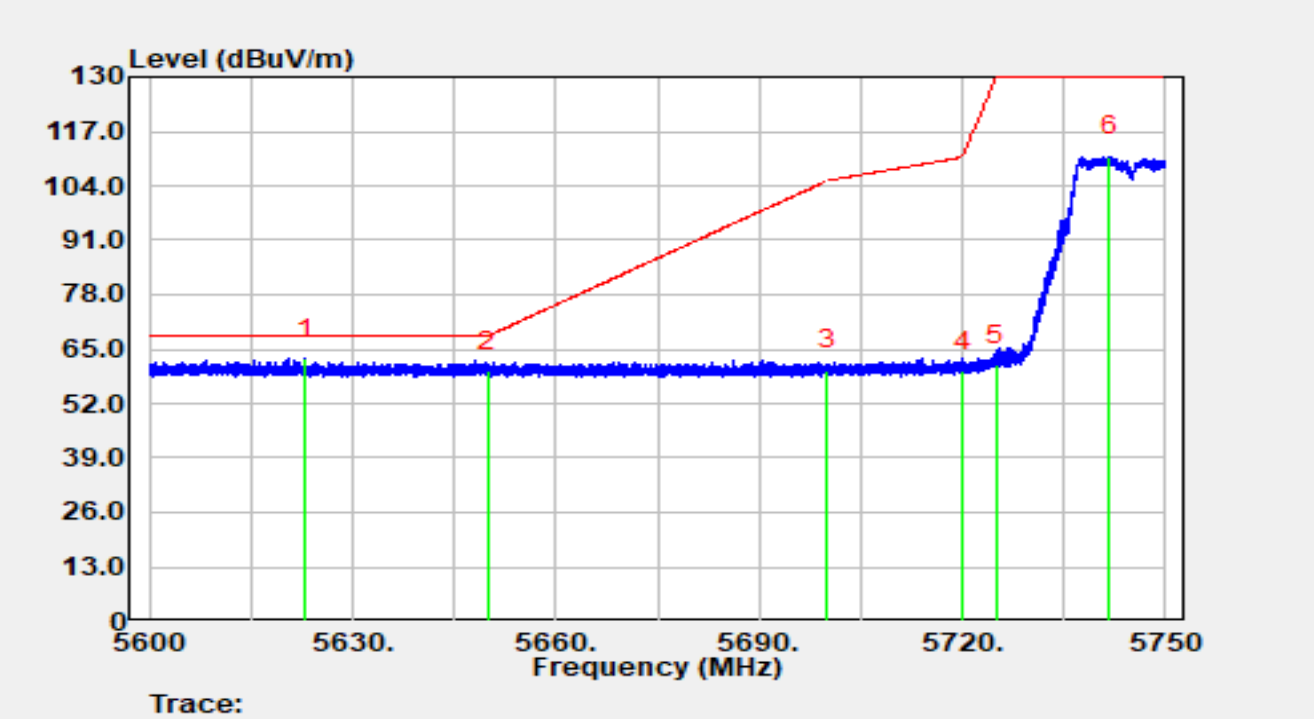

No	Mark	Frequency (MHz)	Reading (dBμV)	C.F (dB/m)	Measurement (dBμV/m)	Margin (dB)	Limit (dBμV/m)	Detector
1	*	5623.100	66.07	-3.38	62.69	-5.51	68.20	Peak
2		5650.000	63.01	-3.39	59.62	-8.58	68.20	Peak
3		5700.000	63.38	-3.36	60.02	-45.18	105.20	Peak
4		5720.000	63.02	-3.24	59.78	-51.02	110.80	Peak
5		5725.000	64.45	-3.21	61.24	-68.76	130.00	Peak
6		5741.705	114.06	-3.14	110.92	N/A	N/A	Peak

Notes:

1. " * " indicates the worst-case emission level observed during the measurement.
2. C.F (dB/m) = Antenna Factor (dB/m) + Cable Loss (dB) + Attenuation (dB) - AMP (dB).
3. Measurement (dBμV/m) = Reading (dBμV) + C.F (dB/m).

Site	SIP-AC2	Test Date	2025-08-08
Temperature	21.5 °C	Humidity	67.9%
Limit	FCC_Part 15.407_Band Edge(3 m)	Test Engineer	Justin Guo
Factor	BBHA 9120D_02042	Polarity	Vertical
EUT	OmniAccess Stellar (AP571e)	Test Voltage	By PoE
Test Mode	Transmit by 802.11a at 5745 MHz		

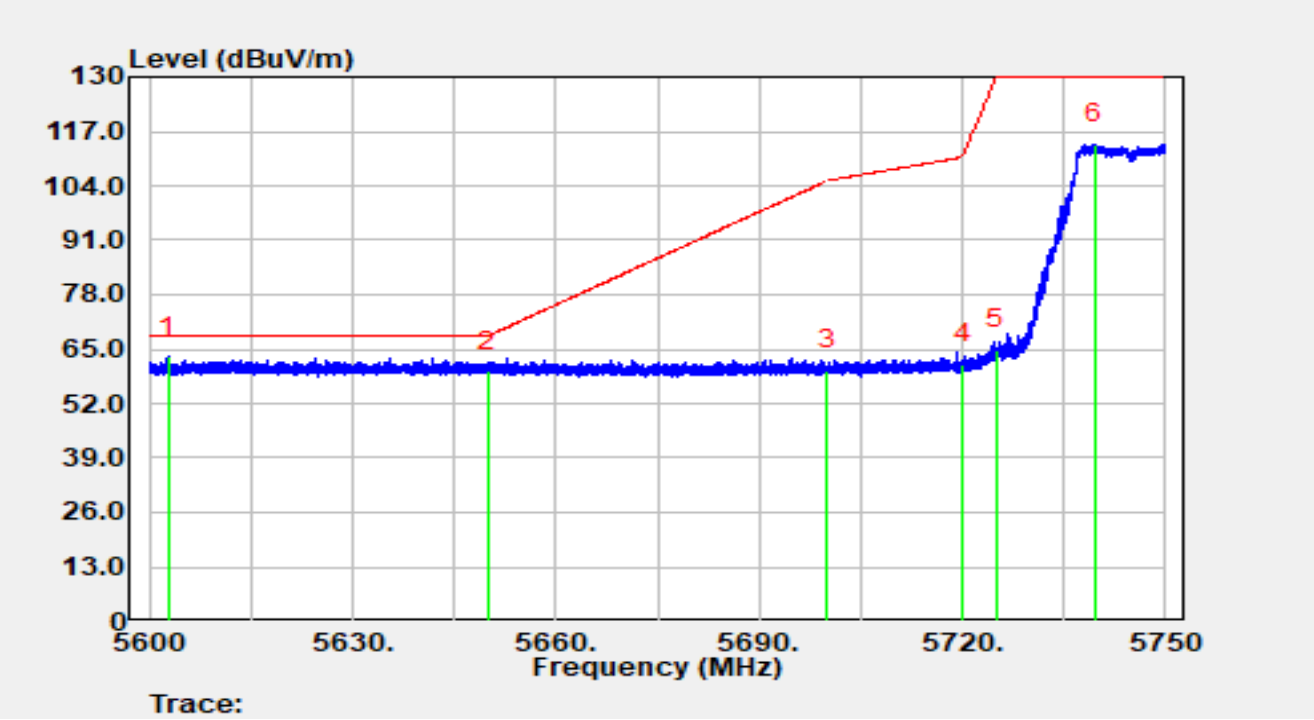

No	Mark	Frequency (MHz)	Reading (dBμV)	C.F (dB/m)	Measurement (dBμV/m)	Margin (dB)	Limit (dBμV/m)	Detector
1	*	5602.790	66.47	-3.35	63.12	-5.08	68.20	Peak
2		5650.000	63.08	-3.39	59.69	-8.51	68.20	Peak
3		5700.000	63.45	-3.36	60.09	-45.11	105.20	Peak
4		5720.000	64.60	-3.24	61.37	-49.43	110.80	Peak
5		5725.000	68.17	-3.21	64.96	-65.04	130.00	Peak
6		5739.500	117.04	-3.15	113.89	N/A	N/A	Peak

Notes:

1. " * " indicates the worst-case emission level observed during the measurement.
2. C.F (dB/m) = Antenna Factor (dB/m) + Cable Loss (dB) + Attenuation (dB) - AMP (dB).
3. Measurement (dBμV/m) = Reading (dBμV) + C.F (dB/m).

Site	SIP-AC2	Test Date	2025-08-08
Temperature	21.5 °C	Humidity	67.9%
Limit	FCC_Part 15.407_Band Edge(3 m)	Test Engineer	Justin Guo
Factor	BBHA 9120D_02042	Polarity	Horizontal
EUT	OmniAccess Stellar (AP571e)	Test Voltage	By PoE
Test Mode	Transmit by 802.11a at 5825 MHz		

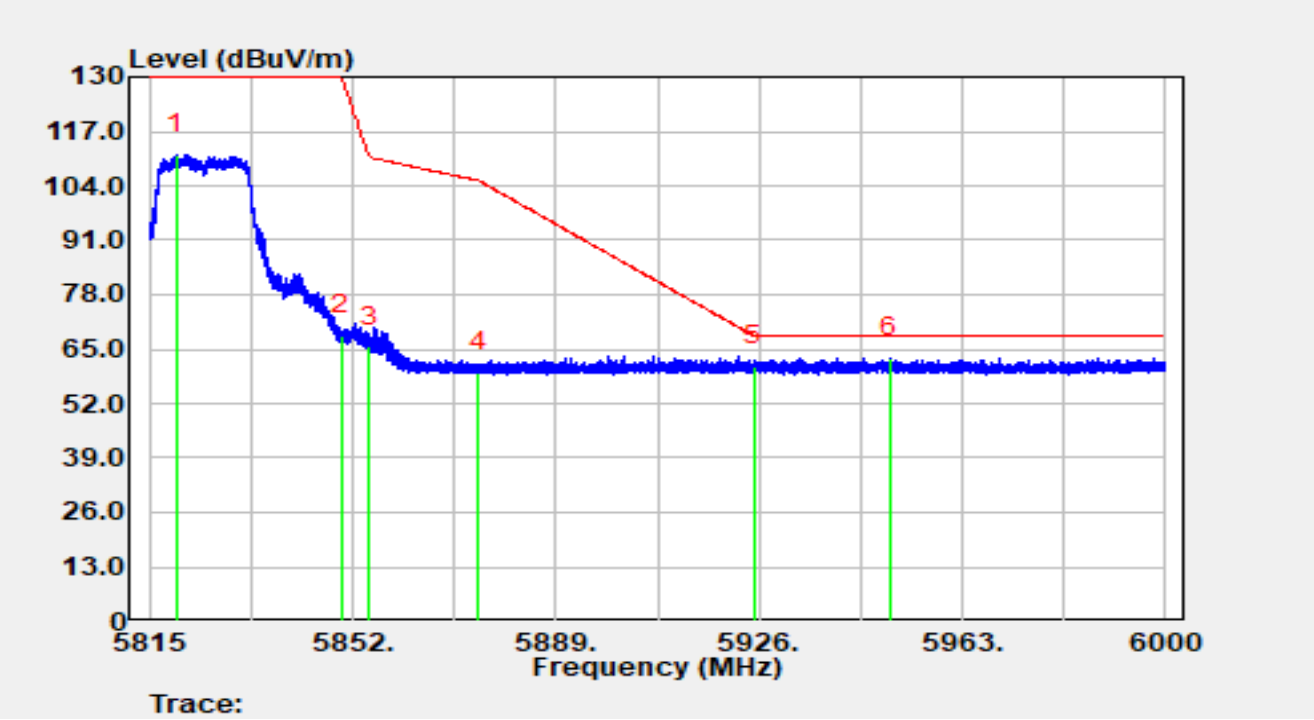

No	Mark	Frequency (MHz)	Reading (dBμV)	C.F (dB/m)	Measurement (dBμV/m)	Margin (dB)	Limit (dBμV/m)	Detector
1		5819.792	114.38	-2.94	111.44	N/A	N/A	Peak
2		5850.000	71.21	-2.82	68.39	-61.61	130.00	Peak
3		5855.000	68.37	-2.71	65.66	-45.14	110.80	Peak
4		5875.000	62.37	-2.82	59.55	-45.65	105.20	Peak
5		5925.000	63.52	-2.64	60.88	-7.32	68.20	Peak
6	*	5949.883	65.46	-2.65	62.81	-5.39	68.20	Peak

Notes:

1. " * " indicates the worst-case emission level observed during the measurement.
2. C.F (dB/m) = Antenna Factor (dB/m) + Cable Loss (dB) + Attenuation (dB) - AMP (dB).
3. Measurement (dBμV/m) = Reading (dBμV) + C.F (dB/m).

Site	SIP-AC2	Test Date	2025-08-08
Temperature	21.5 °C	Humidity	67.9%
Limit	FCC_Part 15.407_Band Edge(3 m)	Test Engineer	Justin Guo
Factor	BBHA 9120D_02042	Polarity	Vertical
EUT	OmniAccess Stellar (AP571e)	Test Voltage	By PoE
Test Mode	Transmit by 802.11a at 5825 MHz		

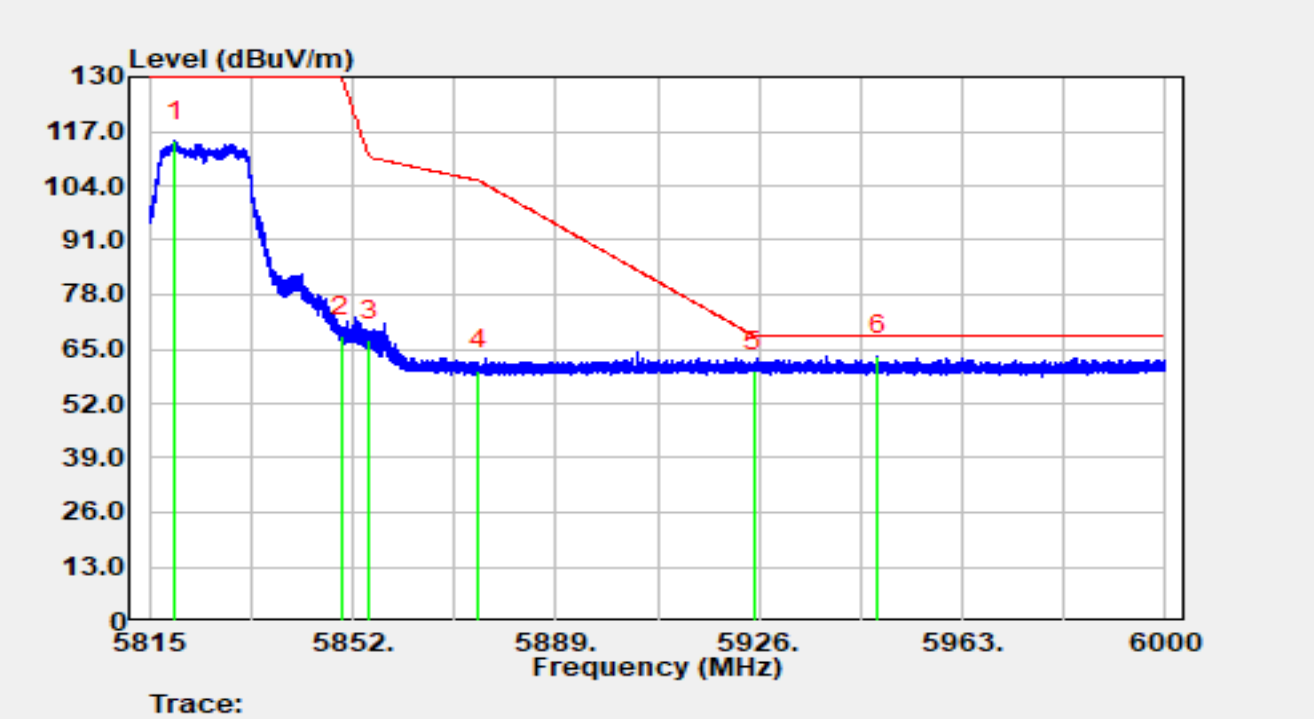

No	Mark	Frequency (MHz)	Reading (dBμV)	C.F (dB/m)	Measurement (dBμV/m)	Margin (dB)	Limit (dBμV/m)	Detector
1		5819.736	117.66	-2.94	114.72	N/A	N/A	Peak
2		5850.000	70.79	-2.82	67.97	-62.03	130.00	Peak
3		5855.000	69.68	-2.71	66.97	-43.83	110.80	Peak
4		5875.000	62.77	-2.82	59.95	-45.25	105.20	Peak
5		5925.000	62.31	-2.64	59.67	-8.53	68.20	Peak
6	*	5947.553	65.99	-2.65	63.33	-4.87	68.20	Peak

Notes:

1. " * " indicates the worst-case emission level observed during the measurement.
2. C.F (dB/m) = Antenna Factor (dB/m) + Cable Loss (dB) + Attenuation (dB) - AMP (dB).
3. Measurement (dBμV/m) = Reading (dBμV) + C.F (dB/m).

Site	SIP-AC3	Test Date	2025-08-11
Temperature	24.9 °C	Humidity	70.3%
Limit	FCC_Part 15_Band Edge(3 m)	Test Engineer	Mero Zhou
Factor	HF907_102861	Polarity	Horizontal
EUT	OmniAccess Stellar (AP571e)	Test Voltage	By PoE
Test Mode	Transmit by 802.11ac-VHT20 at 5180 MHz		

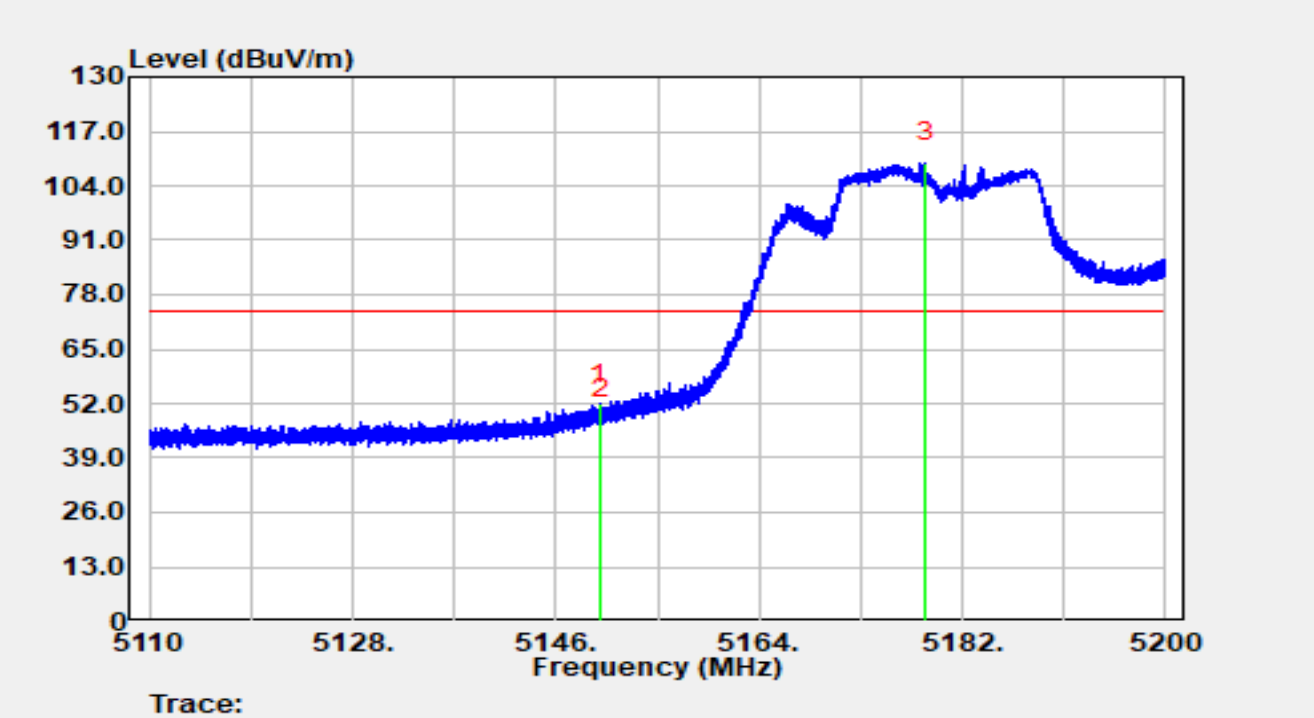

No	Mark	Frequency (MHz)	Reading (dBμV)	C.F (dB/m)	Measurement (dBμV/m)	Margin (dB)	Limit (dBμV/m)	Detector
1	*	5149.870	52.42	-0.62	51.81	-22.19	74.00	Peak
2		5150.000	48.83	-0.54	48.29	-25.71	74.00	Peak
3		5178.715	63.33	46.15	109.48	N/A	N/A	Peak

Notes:

1. " * " indicates the worst-case emission level observed during the measurement.
2. C.F (dB/m) = Antenna Factor (dB/m) + Cable Loss (dB) + Attenuation (dB) - AMP (dB).
3. Measurement (dBμV/m) = Reading (dBμV) + C.F (dB/m).

Site	SIP-AC3	Test Date	2025-08-11
Temperature	24.9 °C	Humidity	70.3%
Limit	FCC_Part 15_Band Edge(3 m)	Test Engineer	Mero Zhou
Factor	HF907_102861	Polarity	Horizontal
EUT	OmniAccess Stellar (AP571e)	Test Voltage	By PoE
Test Mode	Transmit by 802.11ac-VHT20 at 5180 MHz		

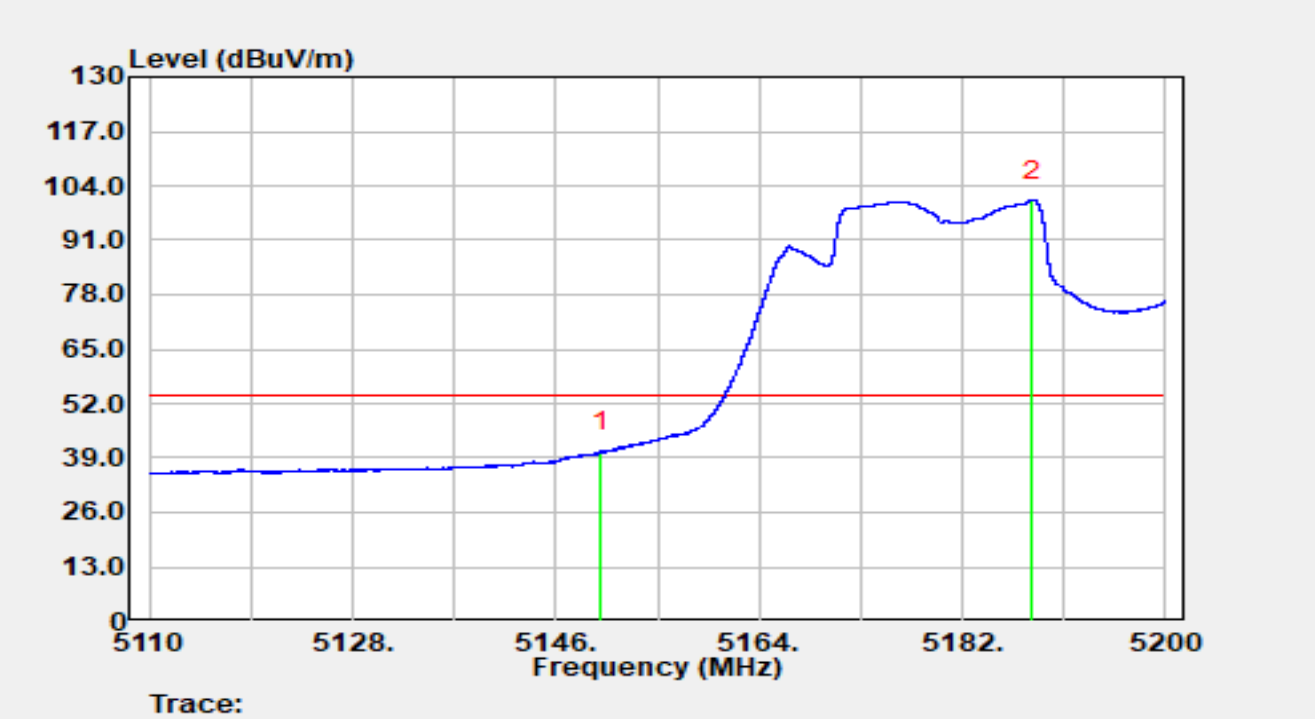

No	Mark	Frequency (MHz)	Reading (dBμV)	C.F (dB/m)	Measurement (dBμV/m)	Margin (dB)	Limit (dBμV/m)	Detector
1	*	5150.000	40.92	-0.54	40.38	-13.62	54.00	Average
2		5188.147	61.43	39.04	100.47	N/A	N/A	Average

Notes:

1. " * " indicates the worst-case emission level observed during the measurement.
2. C.F (dB/m) = Antenna Factor (dB/m) + Cable Loss (dB) + Attenuation (dB) - AMP (dB).
3. Measurement (dBμV/m) = Reading (dBμV) + C.F (dB/m).

Site	SIP-AC3	Test Date	2025-08-11
Temperature	24.9 °C	Humidity	70.3%
Limit	FCC_Part 15_Band Edge(3 m)	Test Engineer	Mero Zhou
Factor	HF907_102861	Polarity	Vertical
EUT	OmniAccess Stellar (AP571e)	Test Voltage	By PoE
Test Mode	Transmit by 802.11ac-VHT20 at 5180 MHz		

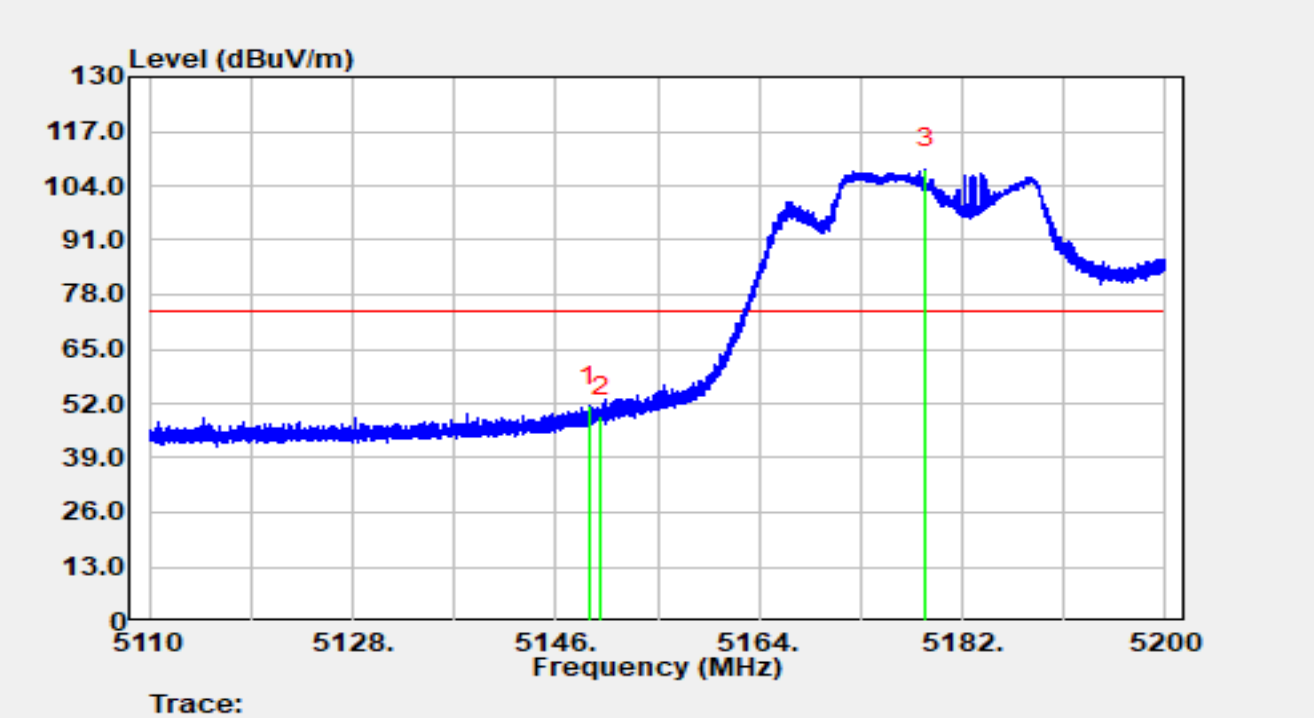

No	Mark	Frequency (MHz)	Reading (dBμV)	C.F (dB/m)	Measurement (dBμV/m)	Margin (dB)	Limit (dBμV/m)	Detector
1	*	5148.871	52.37	-1.09	51.28	-22.72	74.00	Peak
2		5150.000	49.48	-0.54	48.94	-25.06	74.00	Peak
3		5178.706	61.92	46.15	108.07	N/A	N/A	Peak

Notes:

1. " * " indicates the worst-case emission level observed during the measurement.
2. C.F (dB/m) = Antenna Factor (dB/m) + Cable Loss (dB) + Attenuation (dB) - AMP (dB).
3. Measurement (dBμV/m) = Reading (dBμV) + C.F (dB/m).

Site	SIP-AC3	Test Date	2025-08-11
Temperature	24.9 °C	Humidity	70.3%
Limit	FCC_Part 15_Band Edge(3 m)	Test Engineer	Mero Zhou
Factor	HF907_102861	Polarity	Vertical
EUT	OmniAccess Stellar (AP571e)	Test Voltage	By PoE
Test Mode	Transmit by 802.11ac-VHT20 at 5180 MHz		

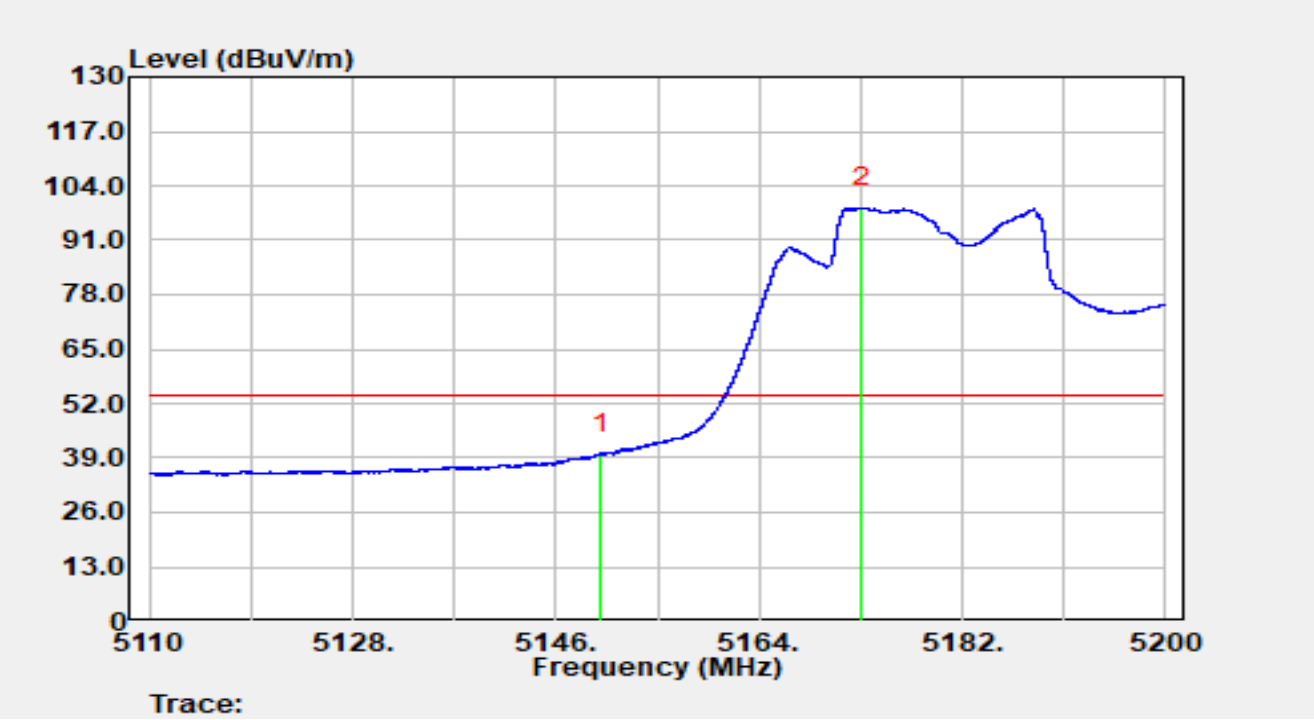

No	Mark	Frequency (MHz)	Reading (dBμV)	C.F (dB/m)	Measurement (dBμV/m)	Margin (dB)	Limit (dBμV/m)	Detector
1	*	5150.000	40.45	-0.54	39.91	-14.09	54.00	Average
2		5173.072	50.40	48.40	98.80	N/A	N/A	Average

Notes:

1. " * " indicates the worst-case emission level observed during the measurement.
2. C.F (dB/m) = Antenna Factor (dB/m) + Cable Loss (dB) + Attenuation (dB) - AMP (dB).
3. Measurement (dBμV/m) = Reading (dBμV) + C.F (dB/m).

Site	SIP-AC3	Test Date	2025-08-11
Temperature	24.9 °C	Humidity	70.3%
Limit	FCC_Part 15_Band Edge(3 m)	Test Engineer	Mero Zhou
Factor	HF907_102861	Polarity	Horizontal
EUT	OmniAccess Stellar (AP571e)	Test Voltage	By PoE
Test Mode	Transmit by 802.11ac-VHT20 at 5320 MHz		

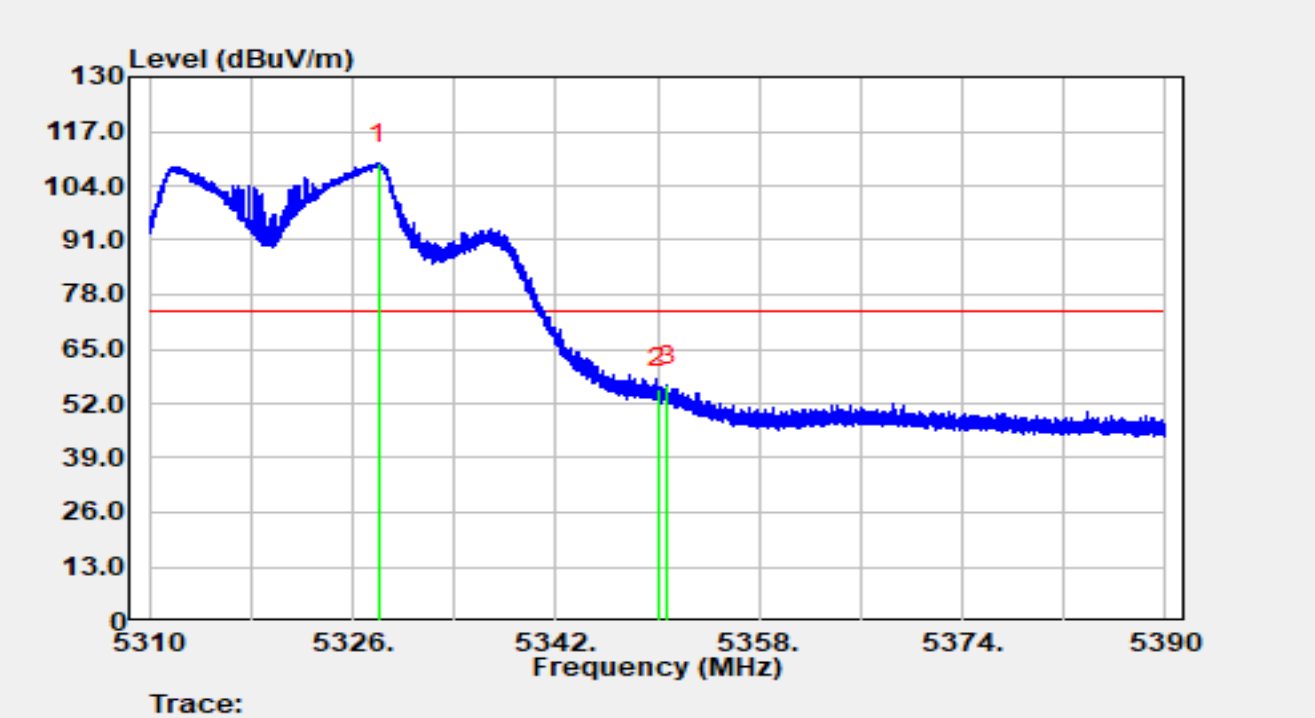

No	Mark	Frequency (MHz)	Reading (dBμV)	C.F (dB/m)	Measurement (dBμV/m)	Margin (dB)	Limit (dBμV/m)	Detector
1		5328.032	67.04	42.28	109.31	N/A	N/A	Peak
2		5350.000	53.15	2.28	55.44	-18.56	74.00	Peak
3	*	5350.816	54.56	1.77	56.33	-17.67	74.00	Peak

Notes:

1. " * " indicates the worst-case emission level observed during the measurement.
2. C.F (dB/m) = Antenna Factor (dB/m) + Cable Loss (dB) + Attenuation (dB) - AMP (dB).
3. Measurement (dBμV/m) = Reading (dBμV) + C.F (dB/m).

Site	SIP-AC3	Test Date	2025-08-11
Temperature	24.9 °C	Humidity	70.3%
Limit	FCC_Part 15_Band Edge(3 m)	Test Engineer	Mero Zhou
Factor	HF907_102861	Polarity	Horizontal
EUT	OmniAccess Stellar (AP571e)	Test Voltage	By PoE
Test Mode	Transmit by 802.11ac-VHT20 at 5320 MHz		

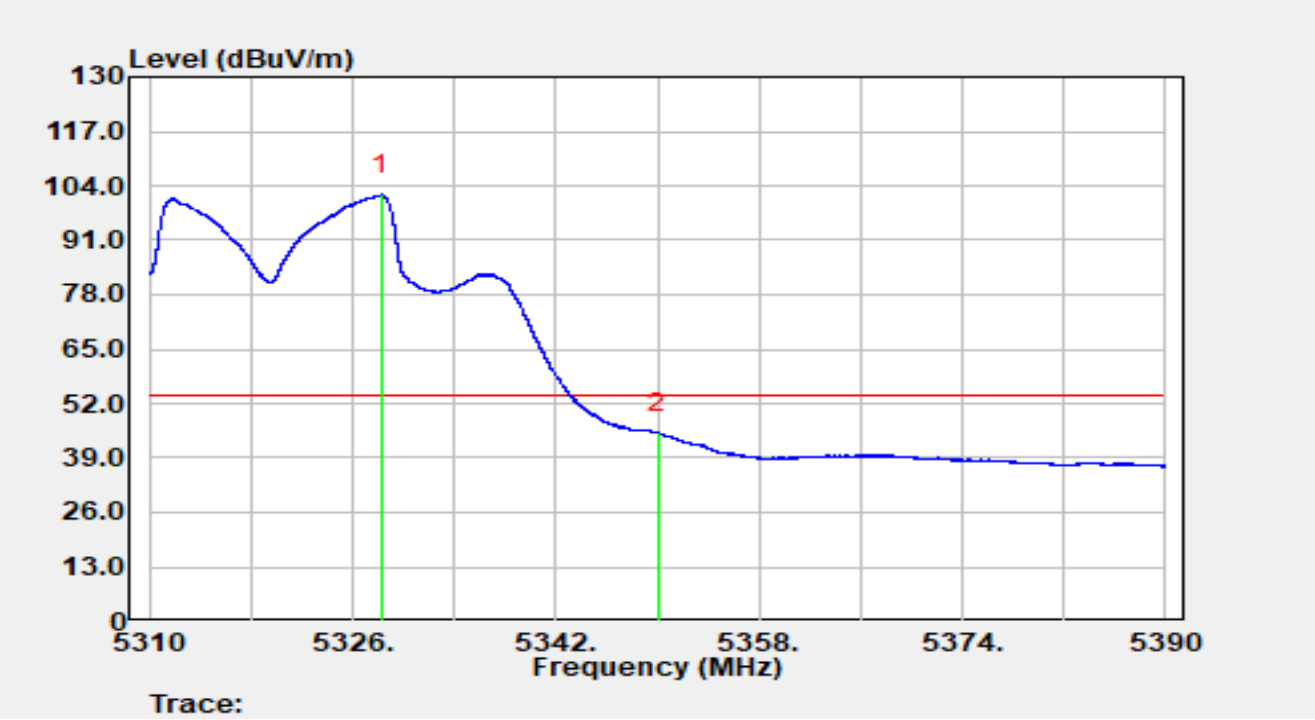

No	Mark	Frequency (MHz)	Reading (dBμV)	C.F (dB/m)	Measurement (dBμV/m)	Margin (dB)	Limit (dBμV/m)	Detector
1		5328.296	59.30	42.53	101.83	N/A	N/A	Average
2	*	5350.000	42.69	2.28	44.97	-9.03	54.00	Average

Notes:

1. " * " indicates the worst-case emission level observed during the measurement.
2. C.F (dB/m) = Antenna Factor (dB/m) + Cable Loss (dB) + Attenuation (dB) - AMP (dB).
3. Measurement (dBμV/m) = Reading (dBμV) + C.F (dB/m).

Site	SIP-AC3	Test Date	2025-08-11
Temperature	24.9 °C	Humidity	70.3%
Limit	FCC_Part 15_Band Edge(3 m)	Test Engineer	Mero Zhou
Factor	HF907_102861	Polarity	Vertical
EUT	OmniAccess Stellar (AP571e)	Test Voltage	By PoE
Test Mode	Transmit by 802.11ac-VHT20 at 5320 MHz		

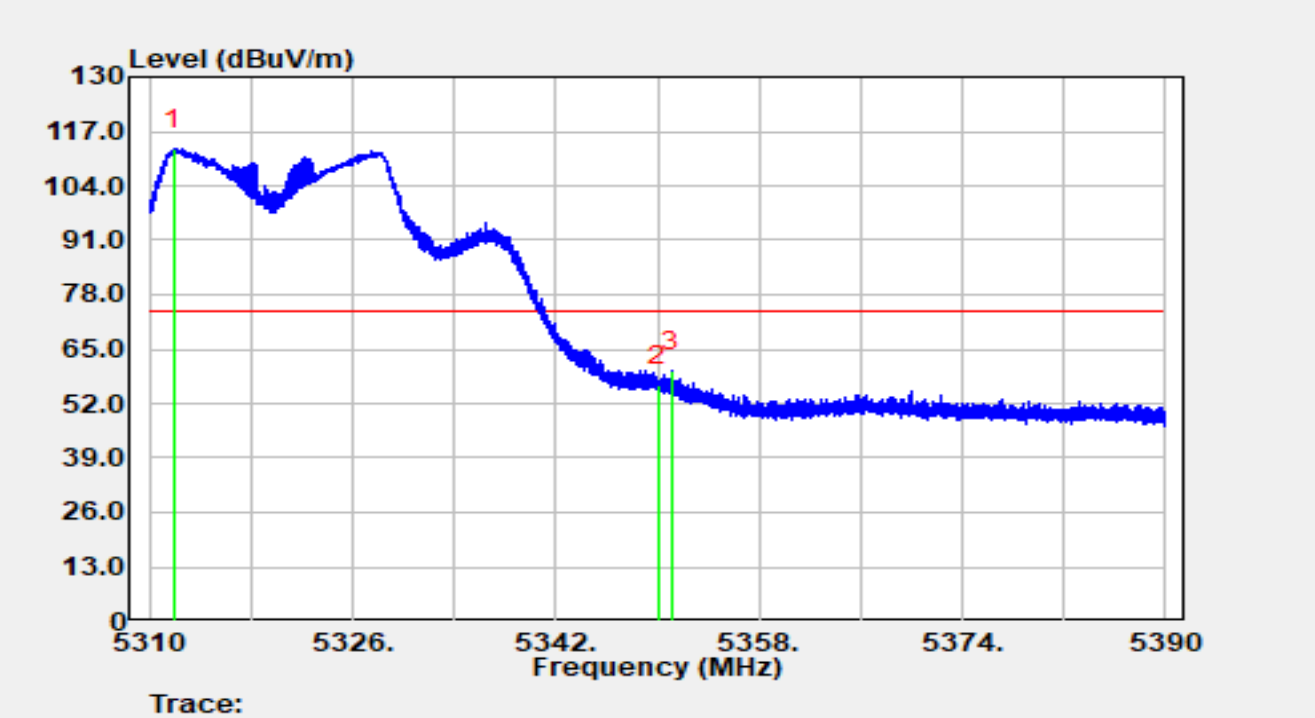

No	Mark	Frequency (MHz)	Reading (dBμV)	C.F (dB/m)	Measurement (dBμV/m)	Margin (dB)	Limit (dBμV/m)	Detector
1		5311.912	65.97	46.79	112.76	N/A	N/A	Peak
2		5350.000	54.03	2.28	56.31	-17.69	74.00	Peak
3	*	5351.112	58.25	1.56	59.81	-14.19	74.00	Peak

Notes:

1. " * " indicates the worst-case emission level observed during the measurement.
2. C.F (dB/m) = Antenna Factor (dB/m) + Cable Loss (dB) + Attenuation (dB) - AMP (dB).
3. Measurement (dBμV/m) = Reading (dBμV) + C.F (dB/m).

Site	SIP-AC3	Test Date	2025-08-11
Temperature	24.9 °C	Humidity	70.3%
Limit	FCC_Part 15_Band Edge(3 m)	Test Engineer	Mero Zhou
Factor	HF907_102861	Polarity	Vertical
EUT	OmniAccess Stellar (AP571e)	Test Voltage	By PoE
Test Mode	Transmit by 802.11ac-VHT20 at 5320 MHz		

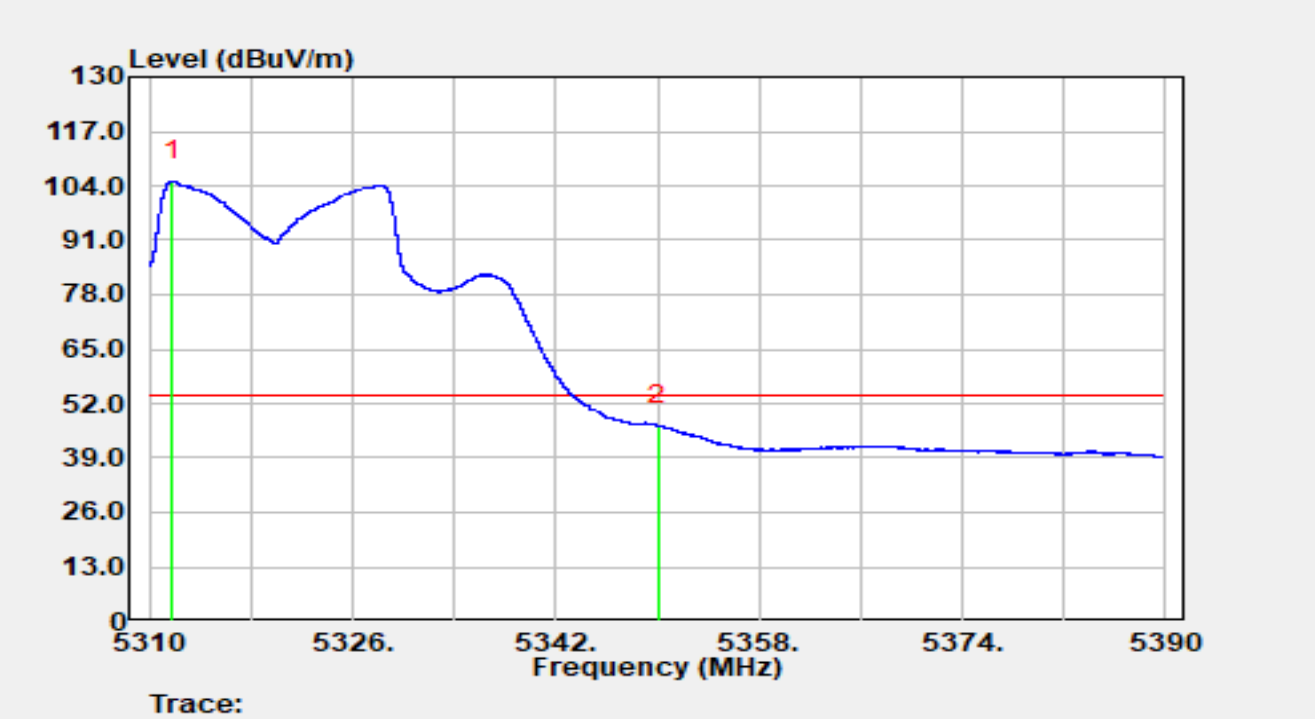

No	Mark	Frequency (MHz)	Reading (dBμV)	C.F (dB/m)	Measurement (dBμV/m)	Margin (dB)	Limit (dBμV/m)	Detector
1		5311.800	58.38	46.63	105.01	N/A	N/A	Average
2	*	5350.000	44.40	2.28	46.68	-7.32	54.00	Average

Notes:

1. " * " indicates the worst-case emission level observed during the measurement.
2. C.F (dB/m) = Antenna Factor (dB/m) + Cable Loss (dB) + Attenuation (dB) - AMP (dB).
3. Measurement (dBμV/m) = Reading (dBμV) + C.F (dB/m).

Site	SIP-AC3	Test Date	2025-08-11
Temperature	24.9 °C	Humidity	70.3%
Limit	FCC_Part 15_Band Edge(3 m)	Test Engineer	Mero Zhou
Factor	HF907_102861	Polarity	Horizontal
EUT	OmniAccess Stellar (AP571e)	Test Voltage	By PoE
Test Mode	Transmit by 802.11ac-VHT20 at 5500 MHz		

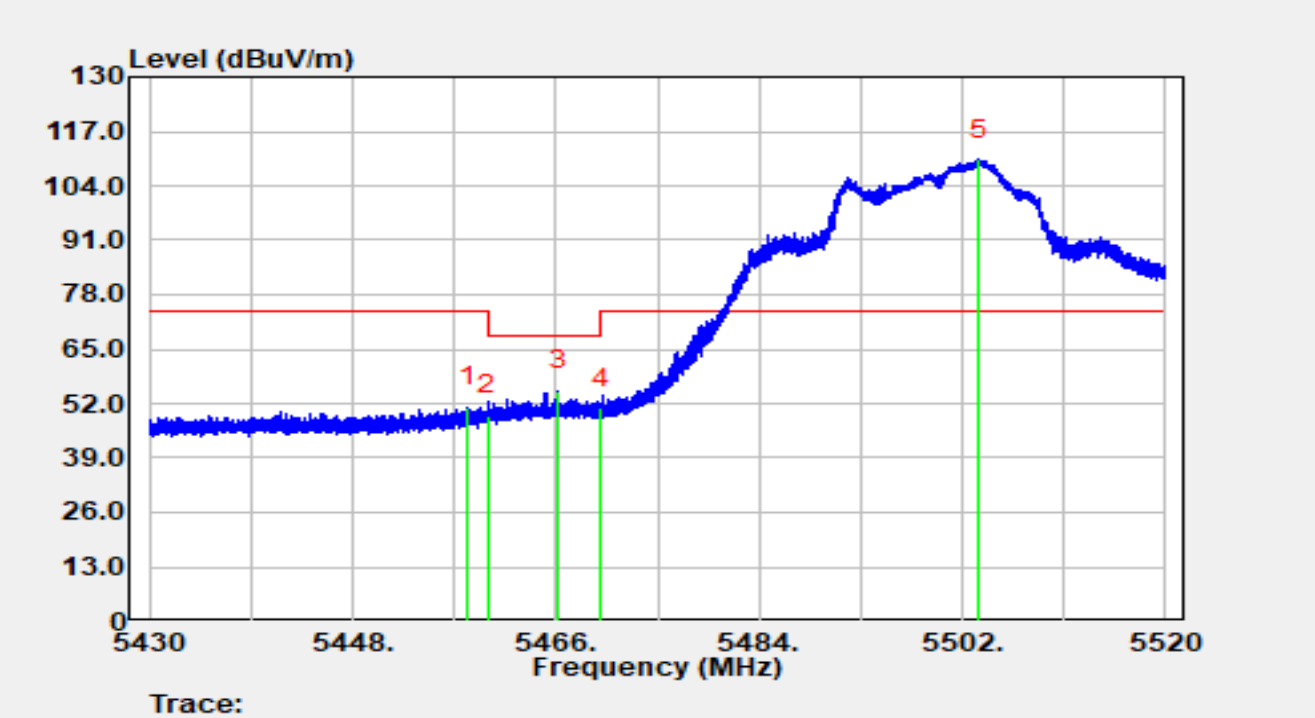

No	Mark	Frequency (MHz)	Reading (dBμV)	C.F (dB/m)	Measurement (dBμV/m)	Margin (dB)	Limit (dBμV/m)	Detector
1		5458.206	51.89	-0.81	51.07	-22.93	74.00	Peak
2		5460.000	49.85	-0.69	49.16	-19.04	68.20	Peak
3	*	5466.216	54.99	-0.04	54.95	-13.25	68.20	Peak
4		5470.000	49.78	1.00	50.78	-17.42	68.20	Peak
5		5503.521	64.55	45.60	110.14	N/A	N/A	Peak

Notes:

1. " * " indicates the worst-case emission level observed during the measurement.
2. C.F (dB/m) = Antenna Factor (dB/m) + Cable Loss (dB) + Attenuation (dB) - AMP (dB).
3. Measurement (dBμV/m) = Reading (dBμV) + C.F (dB/m).

Site	SIP-AC3	Test Date	2025-08-11
Temperature	24.9 °C	Humidity	70.3%
Limit	FCC_Part 15_Band Edge(3 m)	Test Engineer	Mero Zhou
Factor	HF907_102861	Polarity	Horizontal
EUT	OmniAccess Stellar (AP571e)	Test Voltage	By PoE
Test Mode	Transmit by 802.11ac-VHT20 at 5500 MHz		

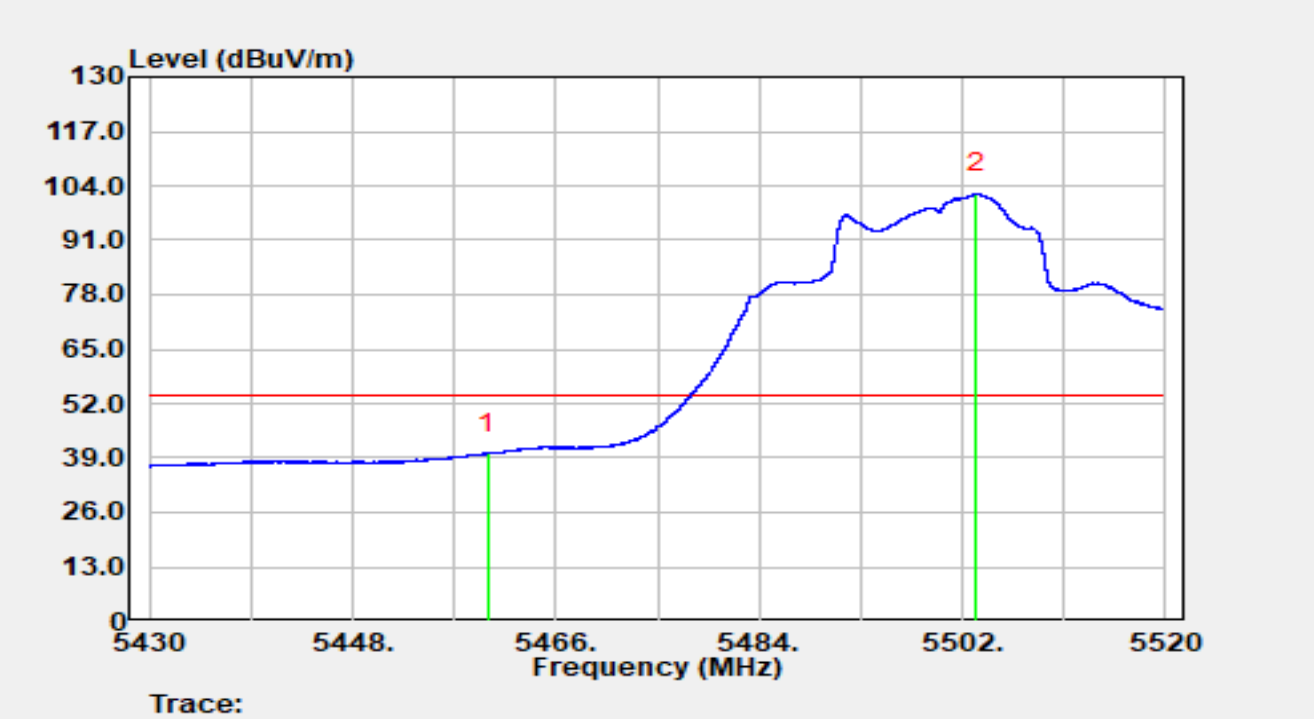

No	Mark	Frequency (MHz)	Reading (dBμV)	C.F (dB/m)	Measurement (dBμV/m)	Margin (dB)	Limit (dBμV/m)	Detector
1	*	5460.000	40.82	-0.69	40.13	-13.87	54.00	Average
2		5503.188	57.02	45.04	102.06	N/A	N/A	Average

Notes:

1. " * " indicates the worst-case emission level observed during the measurement.
2. C.F (dB/m) = Antenna Factor (dB/m) + Cable Loss (dB) + Attenuation (dB) - AMP (dB).
3. Measurement (dBμV/m) = Reading (dBμV) + C.F (dB/m).

Site	SIP-AC3	Test Date	2025-08-11
Temperature	24.9 °C	Humidity	70.3%
Limit	FCC_Part 15_Band Edge(3 m)	Test Engineer	Mero Zhou
Factor	HF907_102861	Polarity	Vertical
EUT	OmniAccess Stellar (AP571e)	Test Voltage	By PoE
Test Mode	Transmit by 802.11ac-VHT20 at 5500 MHz		

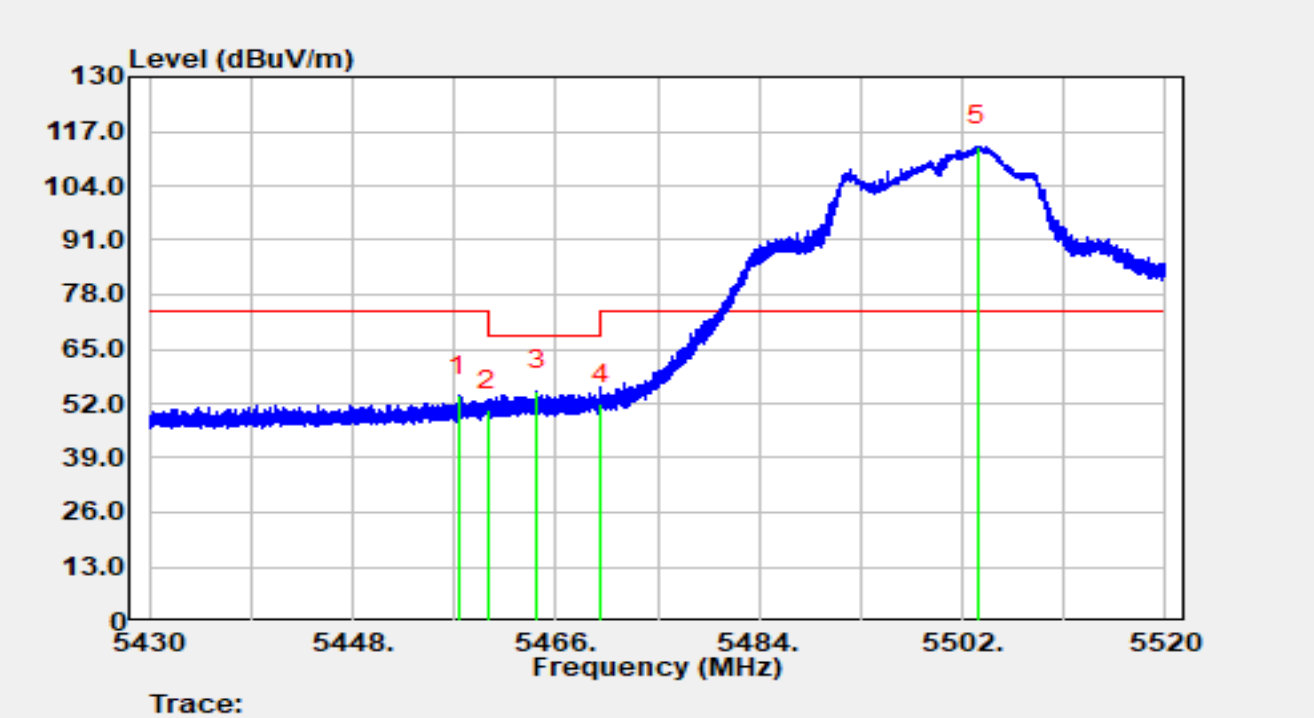

No	Mark	Frequency (MHz)	Reading (dBμV)	C.F (dB/m)	Measurement (dBμV/m)	Margin (dB)	Limit (dBμV/m)	Detector
1		5457.414	54.84	-0.91	53.93	-20.07	74.00	Peak
2		5460.000	51.10	-0.69	50.40	-17.80	68.20	Peak
3	*	5464.380	55.50	-0.32	55.19	-13.01	68.20	Peak
4		5470.000	50.85	1.00	51.85	-16.35	68.20	Peak
5		5503.350	68.15	45.32	113.47	N/A	N/A	Peak

Notes:

1. " * " indicates the worst-case emission level observed during the measurement.
2. C.F (dB/m) = Antenna Factor (dB/m) + Cable Loss (dB) + Attenuation (dB) - AMP (dB).
3. Measurement (dBμV/m) = Reading (dBμV) + C.F (dB/m).

Site	SIP-AC3	Test Date	2025-08-11
Temperature	24.9 °C	Humidity	70.3%
Limit	FCC_Part 15_Band Edge(3 m)	Test Engineer	Mero Zhou
Factor	HF907_102861	Polarity	Vertical
EUT	OmniAccess Stellar (AP571e)	Test Voltage	By PoE
Test Mode	Transmit by 802.11ac-VHT20 at 5500 MHz		

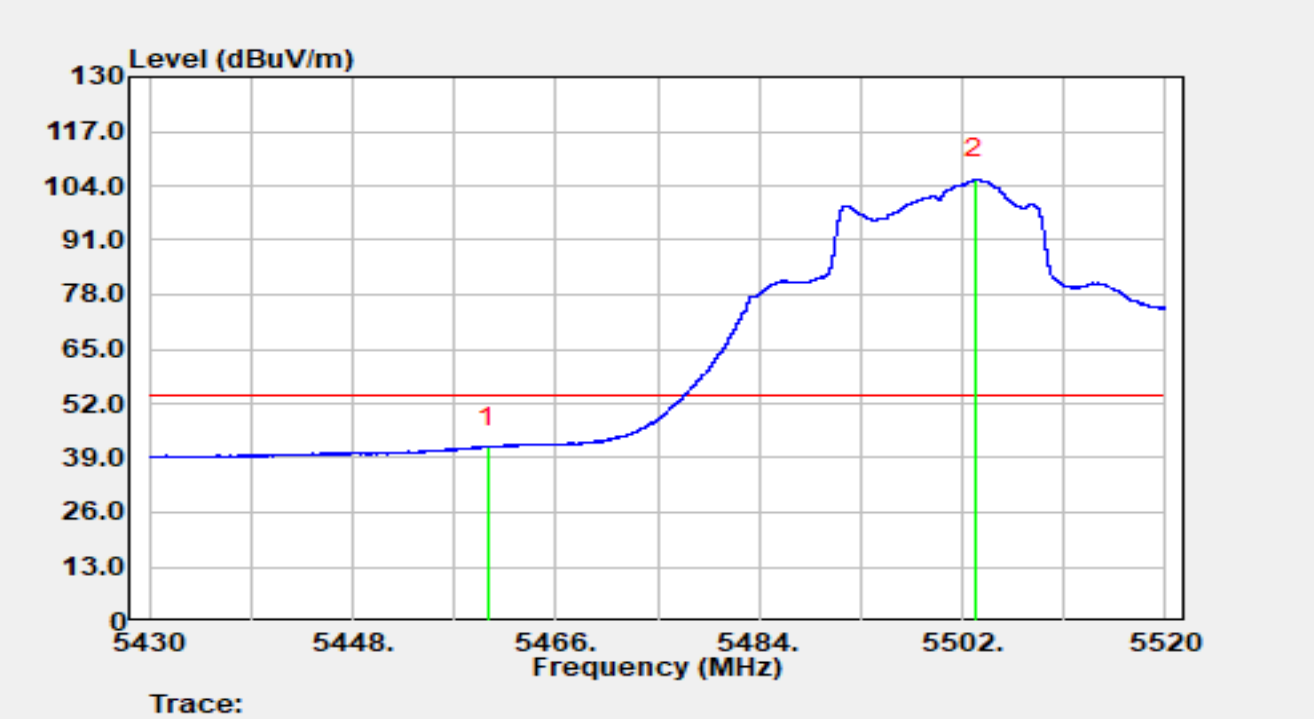

No	Mark	Frequency (MHz)	Reading (dBμV)	C.F (dB/m)	Measurement (dBμV/m)	Margin (dB)	Limit (dBμV/m)	Detector
1	*	5460.000	42.32	-0.69	41.62	-12.38	54.00	Average
2		5503.152	60.63	44.97	105.59	N/A	N/A	Average

Notes:

1. " * " indicates the worst-case emission level observed during the measurement.
2. C.F (dB/m) = Antenna Factor (dB/m) + Cable Loss (dB) + Attenuation (dB) - AMP (dB).
3. Measurement (dBμV/m) = Reading (dBμV) + C.F (dB/m).

Site	SIP-AC3	Test Date	2025-08-11
Temperature	24.9 °C	Humidity	70.3%
Limit	FCC_Part 15_Band Edge(3 m)	Test Engineer	Mero Zhou
Factor	HF907_102861	Polarity	Horizontal
EUT	OmniAccess Stellar (AP571e)	Test Voltage	By PoE
Test Mode	Transmit by 802.11ac-VHT20 at 5700 MHz		

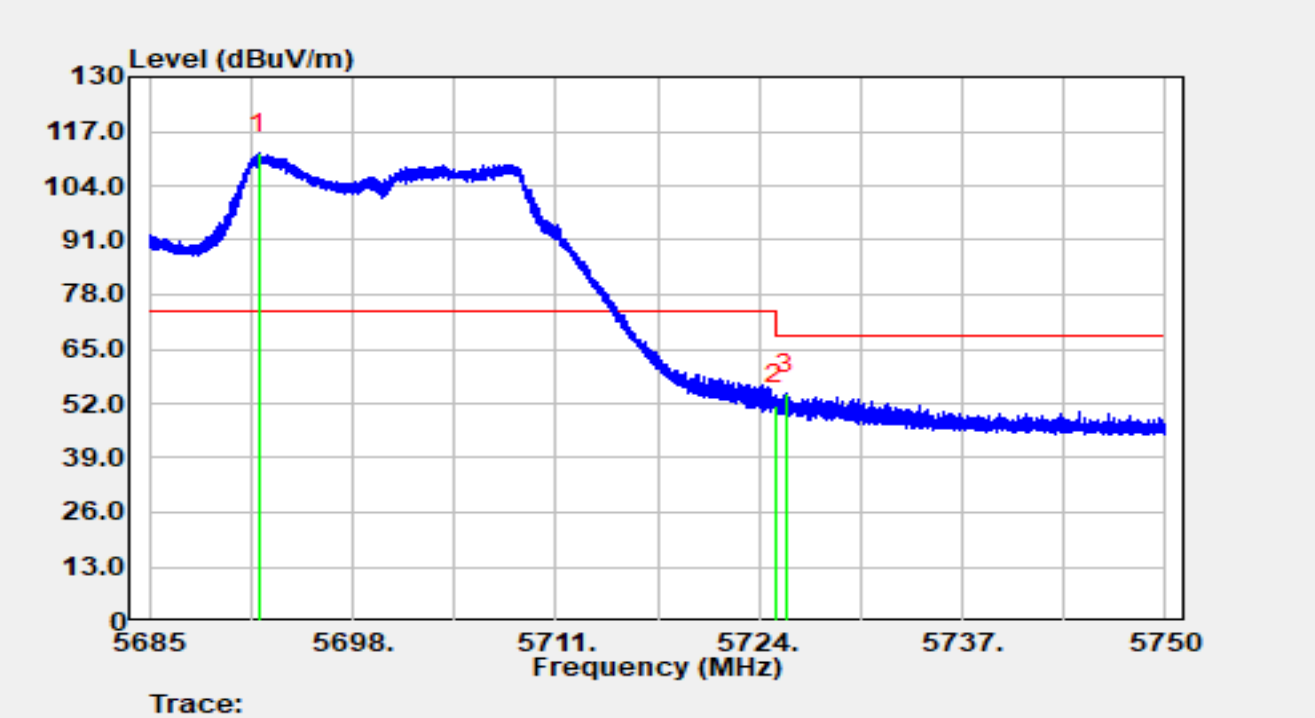

No	Mark	Frequency (MHz)	Reading (dBμV)	C.F (dB/m)	Measurement (dBμV/m)	Margin (dB)	Limit (dBμV/m)	Detector
1		5692.000	68.44	43.25	111.69	N/A	N/A	Peak
2		5725.000	50.75	1.01	51.75	-16.45	68.20	Peak
3	*	5725.690	53.64	0.62	54.26	-13.94	68.20	Peak

Notes:

1. " * " indicates the worst-case emission level observed during the measurement.
2. C.F (dB/m) = Antenna Factor (dB/m) + Cable Loss (dB) + Attenuation (dB) - AMP (dB).
3. Measurement (dBμV/m) = Reading (dBμV) + C.F (dB/m).

Site	SIP-AC3	Test Date	2025-08-11
Temperature	24.9 °C	Humidity	70.3%
Limit	FCC_Part 15_Band Edge(3 m)	Test Engineer	Mero Zhou
Factor	HF907_102861	Polarity	Vertical
EUT	OmniAccess Stellar (AP571e)	Test Voltage	By PoE
Test Mode	Transmit by 802.11ac-VHT20 at 5700 MHz		

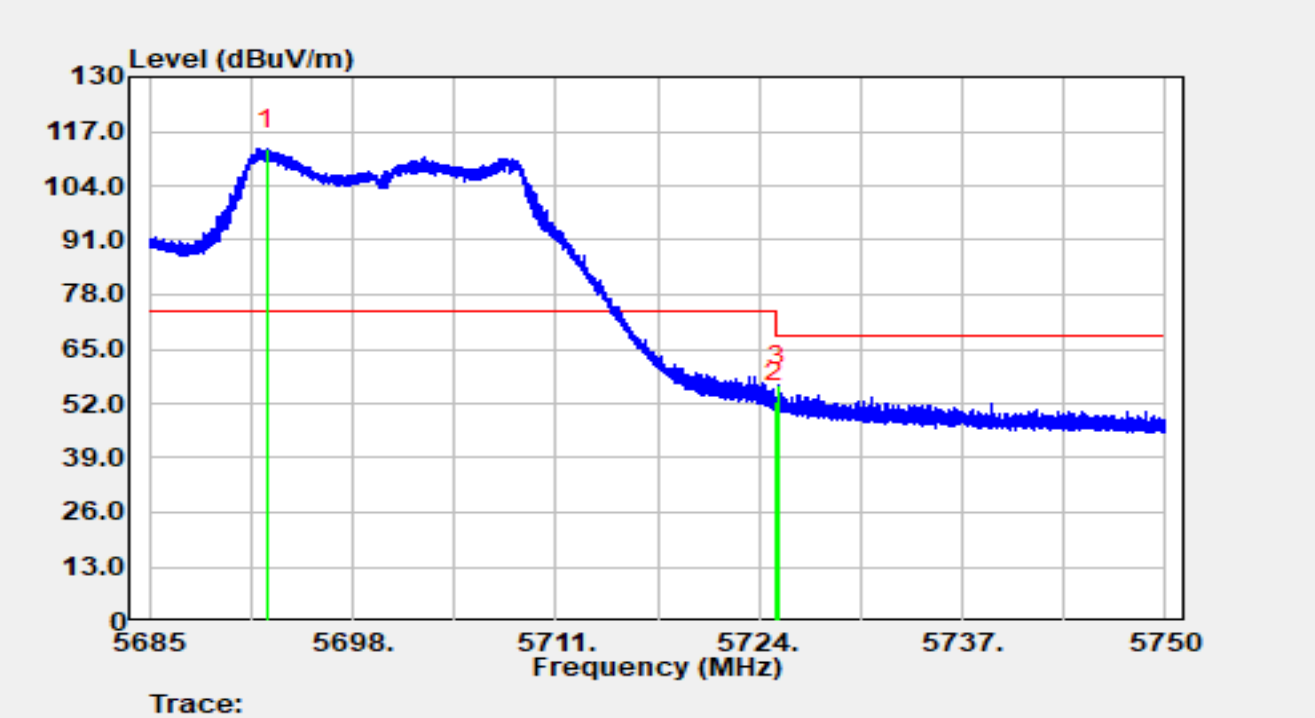

No	Mark	Frequency (MHz)	Reading (dBμV)	C.F (dB/m)	Measurement (dBμV/m)	Margin (dB)	Limit (dBμV/m)	Detector
1		5692.488	69.17	43.62	112.80	N/A	N/A	Peak
2		5725.000	51.38	1.01	52.39	-15.81	68.20	Peak
3	*	5725.242	55.39	0.87	56.26	-11.94	68.20	Peak

Notes:

1. " * " indicates the worst-case emission level observed during the measurement.
2. C.F (dB/m) = Antenna Factor (dB/m) + Cable Loss (dB) + Attenuation (dB) - AMP (dB).
3. Measurement (dBμV/m) = Reading (dBμV) + C.F (dB/m).

Site	SIP-AC2	Test Date	2025-08-08
Temperature	21.5 °C	Humidity	67.9%
Limit	FCC_Part 15.407_Band Edge(3 m)	Test Engineer	Justin Guo
Factor	BBHA 9120D_02042	Polarity	Horizontal
EUT	OmniAccess Stellar (AP571e)	Test Voltage	By PoE
Test Mode	Transmit by 802.11ac-VHT20 at 5745 MHz		

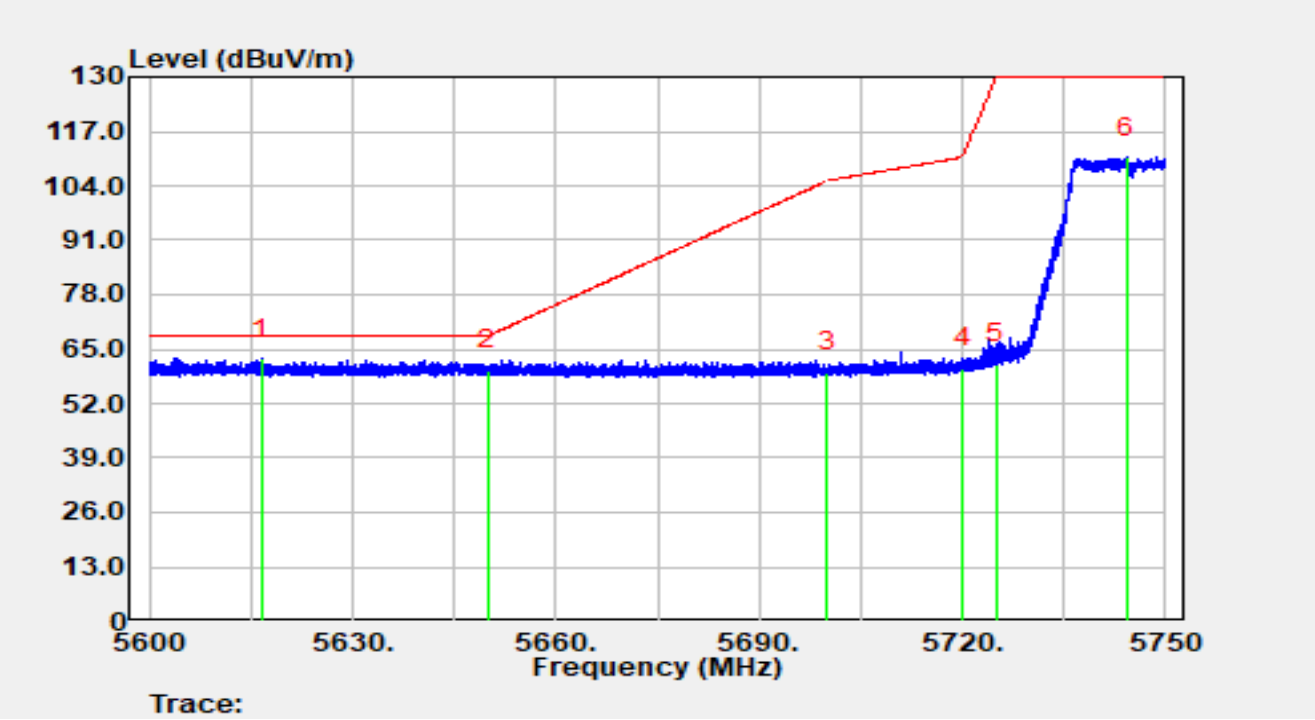

No	Mark	Frequency (MHz)	Reading (dBμV)	C.F (dB/m)	Measurement (dBμV/m)	Margin (dB)	Limit (dBμV/m)	Detector
1	*	5616.575	65.97	-3.33	62.64	-5.56	68.20	Peak
2		5650.000	63.44	-3.39	60.05	-8.15	68.20	Peak
3		5700.000	62.77	-3.36	59.41	-45.79	105.20	Peak
4		5720.000	63.80	-3.24	60.57	-50.23	110.80	Peak
5		5725.000	64.60	-3.21	61.39	-68.61	130.00	Peak
6		5744.270	113.98	-3.15	110.83	N/A	N/A	Peak

Notes:

1. " * " indicates the worst-case emission level observed during the measurement.
2. C.F (dB/m) = Antenna Factor (dB/m) + Cable Loss (dB) + Attenuation (dB) - AMP (dB).
3. Measurement (dBμV/m) = Reading (dBμV) + C.F (dB/m).

Site	SIP-AC2	Test Date	2025-08-08
Temperature	21.5 °C	Humidity	67.9%
Limit	FCC_Part 15.407_Band Edge(3 m)	Test Engineer	Justin Guo
Factor	BBHA 9120D_02042	Polarity	Vertical
EUT	OmniAccess Stellar (AP571e)	Test Voltage	By PoE
Test Mode	Transmit by 802.11ac-VHT20 at 5745 MHz		

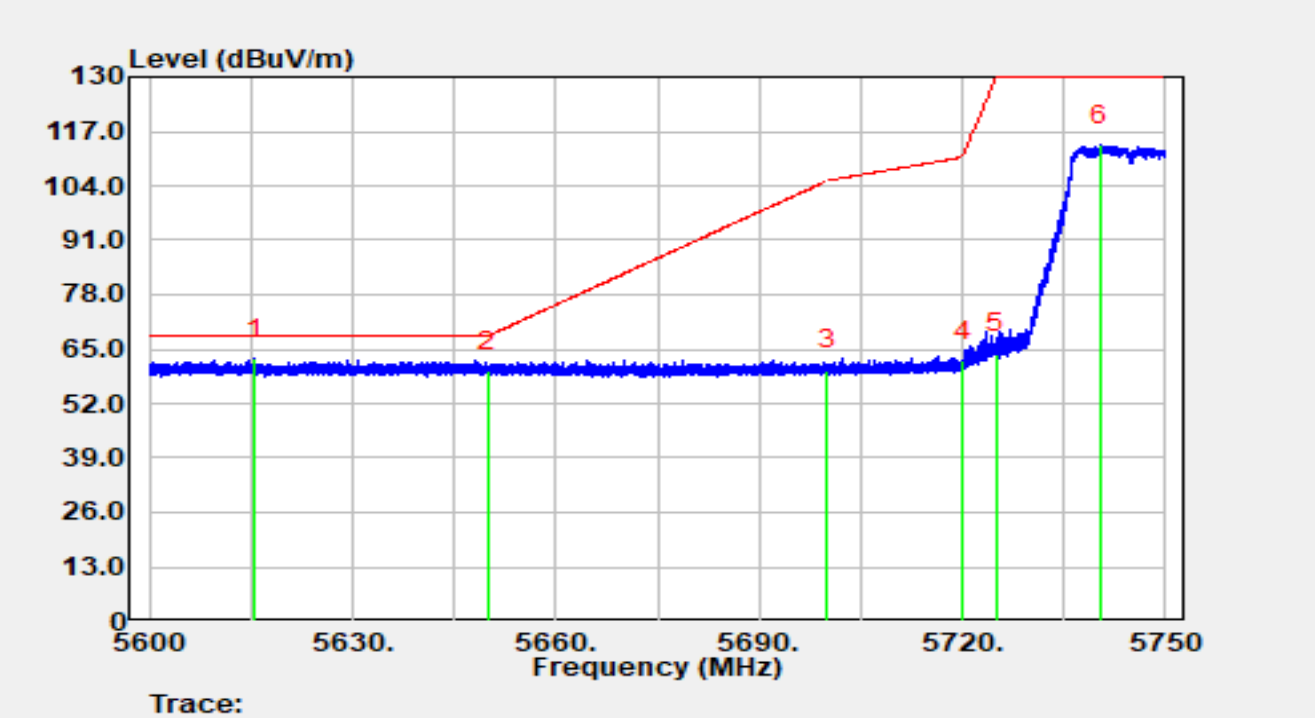

No	Mark	Frequency (MHz)	Reading (dBμV)	C.F (dB/m)	Measurement (dBμV/m)	Margin (dB)	Limit (dBμV/m)	Detector
1	*	5615.540	66.00	-3.32	62.68	-5.52	68.20	Peak
2		5650.000	63.13	-3.39	59.74	-8.46	68.20	Peak
3		5700.000	63.32	-3.36	59.95	-45.25	105.20	Peak
4		5720.000	65.49	-3.24	62.25	-48.55	110.80	Peak
5		5725.000	67.00	-3.21	63.79	-66.21	130.00	Peak
6		5740.325	116.74	-3.14	113.60	N/A	N/A	Peak

Notes:

1. " * " indicates the worst-case emission level observed during the measurement.
2. C.F (dB/m) = Antenna Factor (dB/m) + Cable Loss (dB) + Attenuation (dB) - AMP (dB).
3. Measurement (dBμV/m) = Reading (dBμV) + C.F (dB/m).

Site	SIP-AC2	Test Date	2025-08-08
Temperature	21.5 °C	Humidity	67.9%
Limit	FCC_Part 15.407_Band Edge(3 m)	Test Engineer	Justin Guo
Factor	BBHA 9120D_02042	Polarity	Horizontal
EUT	OmniAccess Stellar (AP571e)	Test Voltage	By PoE
Test Mode	Transmit by 802.11ac-VHT20 at 5825 MHz		

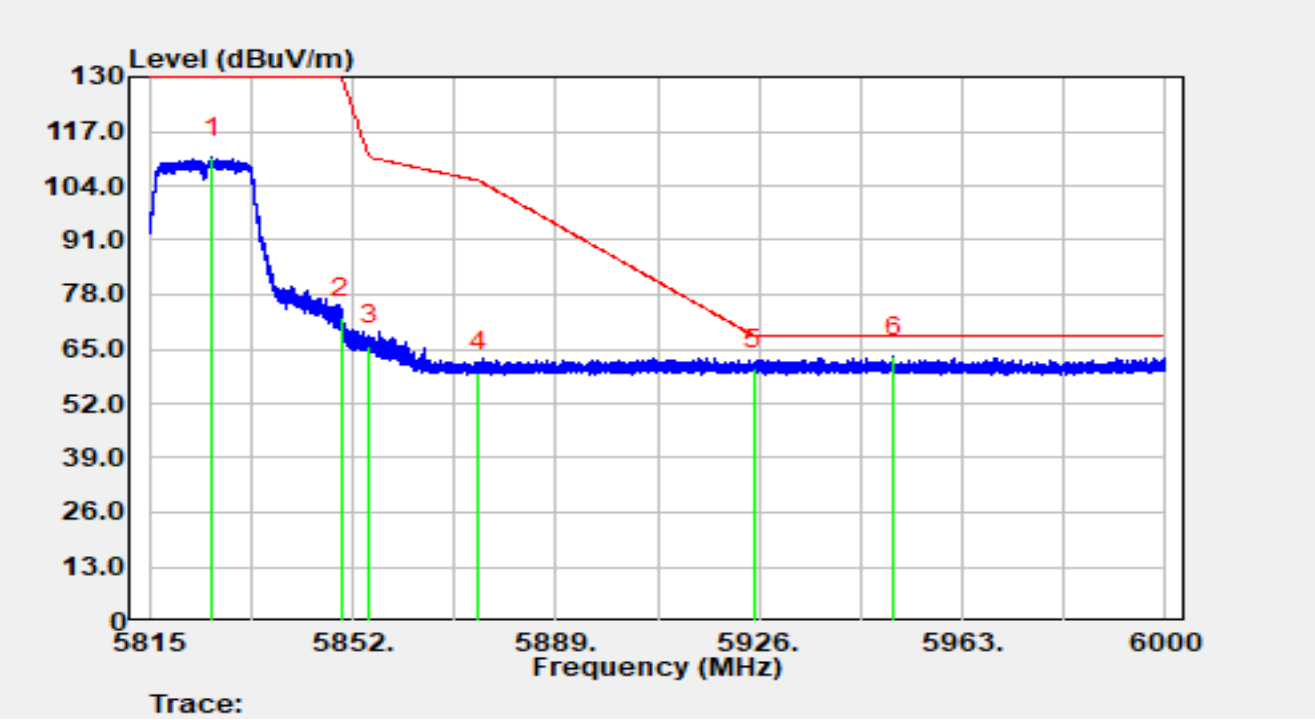

No	Mark	Frequency (MHz)	Reading (dBμV)	C.F (dB/m)	Measurement (dBμV/m)	Margin (dB)	Limit (dBμV/m)	Detector
1		5826.525	113.77	-3.04	110.73	N/A	N/A	Peak
2		5850.000	75.20	-2.82	72.38	-57.62	130.00	Peak
3		5855.000	68.58	-2.71	65.87	-44.93	110.80	Peak
4		5875.000	62.35	-2.82	59.53	-45.67	105.20	Peak
5		5925.000	62.82	-2.64	60.17	-8.03	68.20	Peak
6	*	5950.401	65.75	-2.65	63.09	-5.11	68.20	Peak

Notes:

1. " * " indicates the worst-case emission level observed during the measurement.
2. C.F (dB/m) = Antenna Factor (dB/m) + Cable Loss (dB) + Attenuation (dB) - AMP (dB).
3. Measurement (dBμV/m) = Reading (dBμV) + C.F (dB/m).

Site	SIP-AC2	Test Date	2025-08-08
Temperature	21.5 °C	Humidity	67.9%
Limit	FCC_Part 15.407_Band Edge(3 m)	Test Engineer	Justin Guo
Factor	BBHA 9120D_02042	Polarity	Vertical
EUT	OmniAccess Stellar (AP571e)	Test Voltage	By PoE
Test Mode	Transmit by 802.11ac-VHT20 at 5825 MHz		

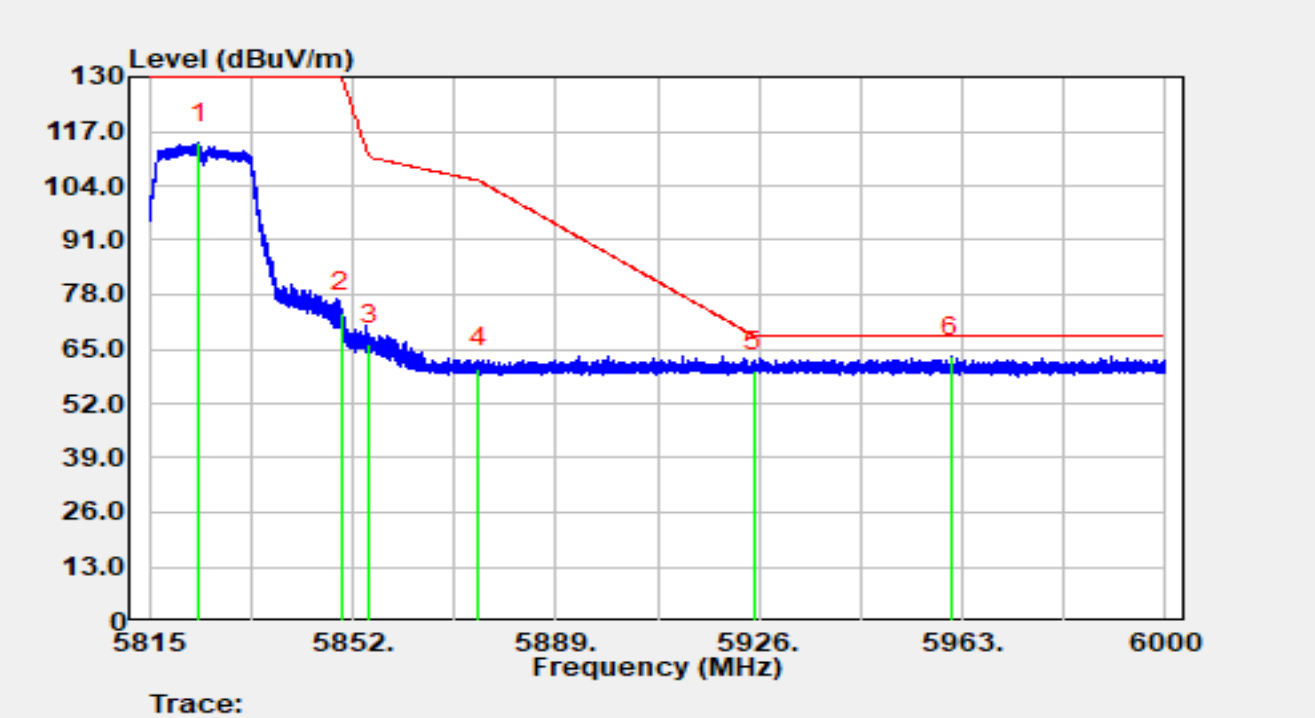

No	Mark	Frequency (MHz)	Reading (dBμV)	C.F (dB/m)	Measurement (dBμV/m)	Margin (dB)	Limit (dBμV/m)	Detector
1		5824.139	117.16	-3.00	114.16	N/A	N/A	Peak
2		5850.000	76.62	-2.82	73.80	-56.20	130.00	Peak
3		5855.000	68.76	-2.71	66.05	-44.75	110.80	Peak
4		5875.000	63.27	-2.82	60.45	-44.75	105.20	Peak
5		5925.000	62.28	-2.64	59.64	-8.56	68.20	Peak
6	*	5960.854	65.93	-2.65	63.28	-4.92	68.20	Peak

Notes:

1. " * " indicates the worst-case emission level observed during the measurement.
2. C.F (dB/m) = Antenna Factor (dB/m) + Cable Loss (dB) + Attenuation (dB) - AMP (dB).
3. Measurement (dBμV/m) = Reading (dBμV) + C.F (dB/m).

Site	SIP-AC3	Test Date	2025-08-11
Temperature	24.9 °C	Humidity	70.3%
Limit	FCC_Part 15_Band Edge(3 m)	Test Engineer	Mero Zhou
Factor	HF907_102861	Polarity	Horizontal
EUT	OmniAccess Stellar (AP571e)	Test Voltage	By PoE
Test Mode	Transmit by 802.11ac-VHT40 at 5190 MHz		

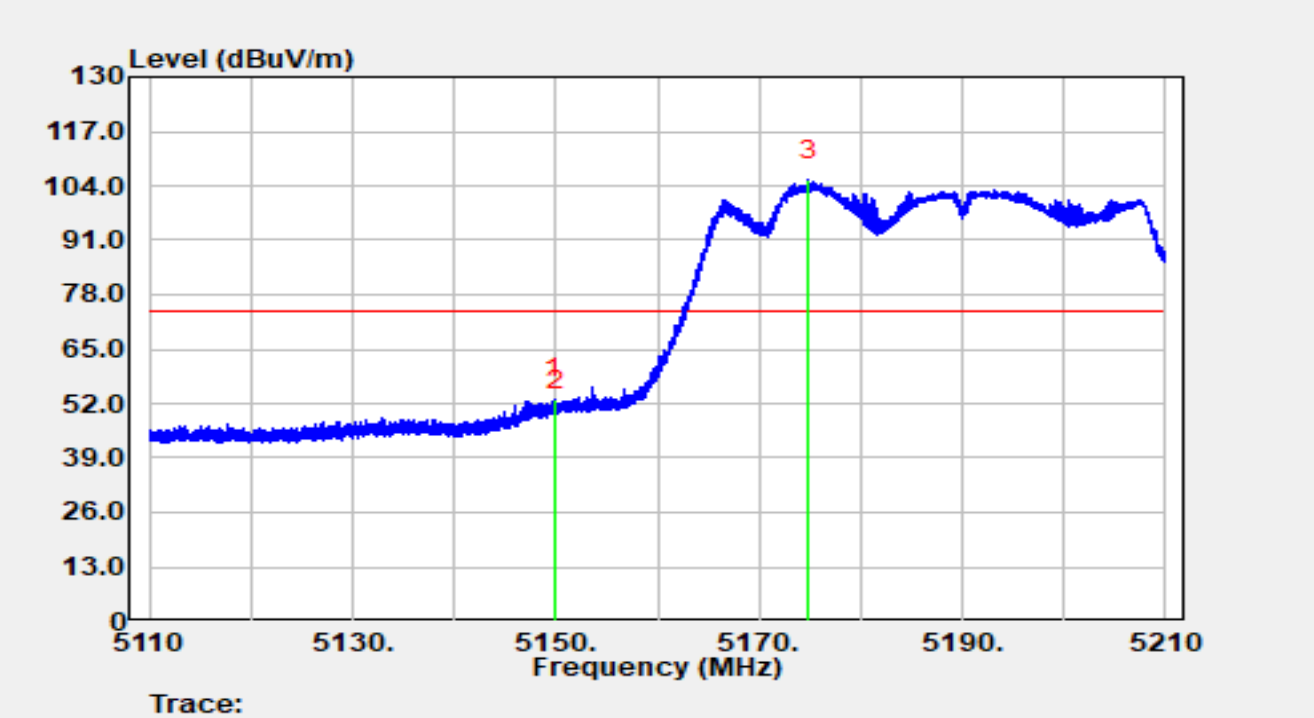

No	Mark	Frequency (MHz)	Reading (dBμV)	C.F (dB/m)	Measurement (dBμV/m)	Margin (dB)	Limit (dBμV/m)	Detector
1	*	5149.850	53.76	-0.63	53.14	-20.86	74.00	Peak
2		5150.000	50.94	-0.54	50.40	-23.60	74.00	Peak
3		5174.810	56.02	49.43	105.44	N/A	N/A	Peak

Notes:

1. " * " indicates the worst-case emission level observed during the measurement.
2. C.F (dB/m) = Antenna Factor (dB/m) + Cable Loss (dB) + Attenuation (dB) - AMP (dB).
3. Measurement (dBμV/m) = Reading (dBμV) + C.F (dB/m).

Site	SIP-AC3	Test Date	2025-08-11
Temperature	24.9 °C	Humidity	70.3%
Limit	FCC_Part 15_Band Edge(3 m)	Test Engineer	Mero Zhou
Factor	HF907_102861	Polarity	Horizontal
EUT	OmniAccess Stellar (AP571e)	Test Voltage	By PoE
Test Mode	Transmit by 802.11ac-VHT40 at 5190 MHz		

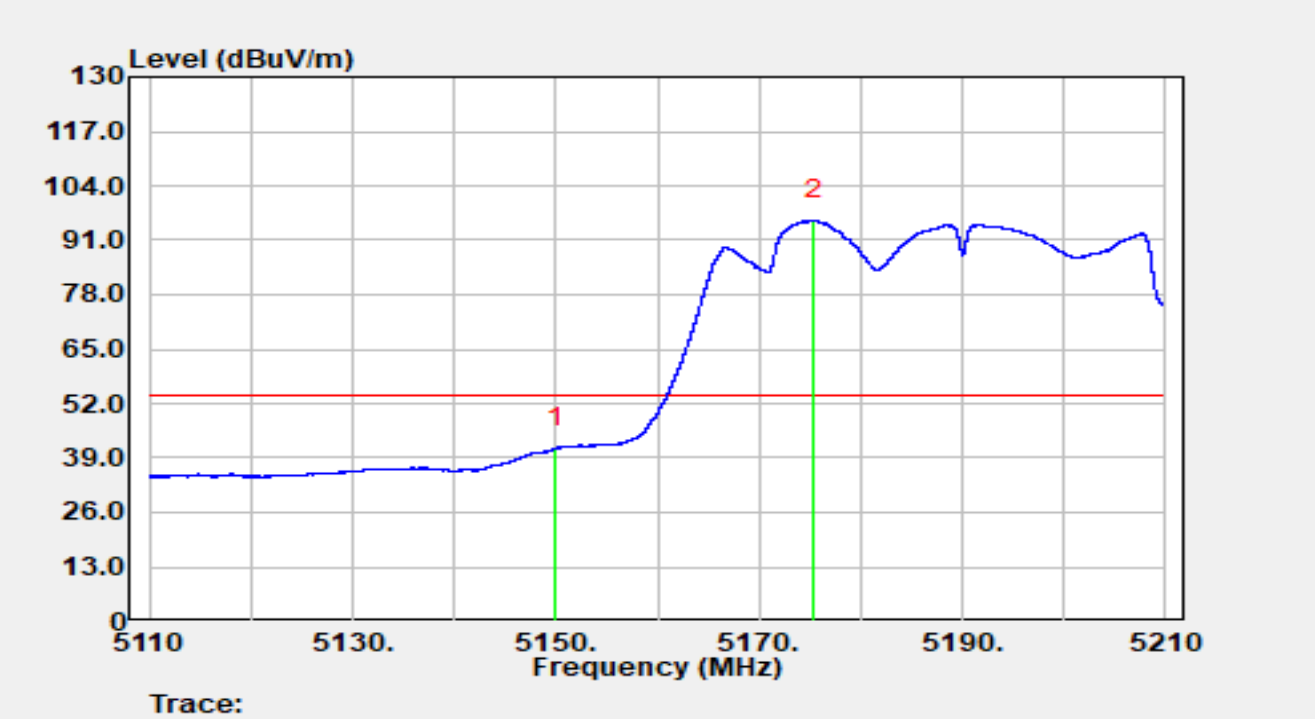

No	Mark	Frequency (MHz)	Reading (dBμV)	C.F (dB/m)	Measurement (dBμV/m)	Margin (dB)	Limit (dBμV/m)	Detector
1	*	5150.000	41.76	-0.54	41.22	-12.78	54.00	Average
2		5175.380	46.21	49.51	95.72	N/A	N/A	Average

Notes:

1. " * " indicates the worst-case emission level observed during the measurement.
2. C.F (dB/m) = Antenna Factor (dB/m) + Cable Loss (dB) + Attenuation (dB) - AMP (dB).
3. Measurement (dBμV/m) = Reading (dBμV) + C.F (dB/m).

Site	SIP-AC3	Test Date	2025-08-11
Temperature	24.9 °C	Humidity	70.3%
Limit	FCC_Part 15_Band Edge(3 m)	Test Engineer	Mero Zhou
Factor	HF907_102861	Polarity	Vertical
EUT	OmniAccess Stellar (AP571e)	Test Voltage	By PoE
Test Mode	Transmit by 802.11ac-VHT40 at 5190 MHz		

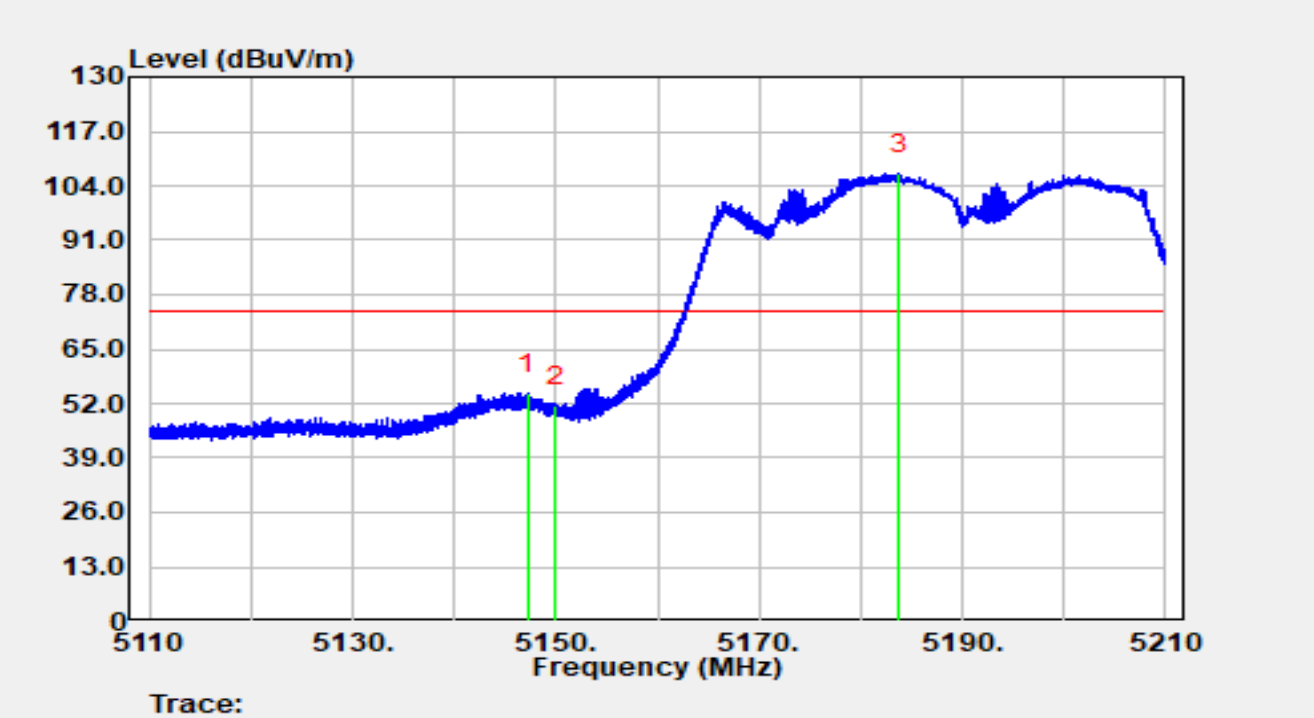

No	Mark	Frequency (MHz)	Reading (dBμV)	C.F (dB/m)	Measurement (dBμV/m)	Margin (dB)	Limit (dBμV/m)	Detector
1	*	5147.250	55.54	-1.11	54.44	-19.56	74.00	Peak
2		5150.000	51.85	-0.54	51.31	-22.69	74.00	Peak
3		5183.750	66.86	40.03	106.89	N/A	N/A	Peak

Notes:

1. " * " indicates the worst-case emission level observed during the measurement.
2. C.F (dB/m) = Antenna Factor (dB/m) + Cable Loss (dB) + Attenuation (dB) - AMP (dB).
3. Measurement (dBμV/m) = Reading (dBμV) + C.F (dB/m).

Site	SIP-AC3	Test Date	2025-08-11
Temperature	24.9 °C	Humidity	70.3%
Limit	FCC_Part 15_Band Edge(3 m)	Test Engineer	Mero Zhou
Factor	HF907_102861	Polarity	Vertical
EUT	OmniAccess Stellar (AP571e)	Test Voltage	By PoE
Test Mode	Transmit by 802.11ac-VHT40 at 5190 MHz		

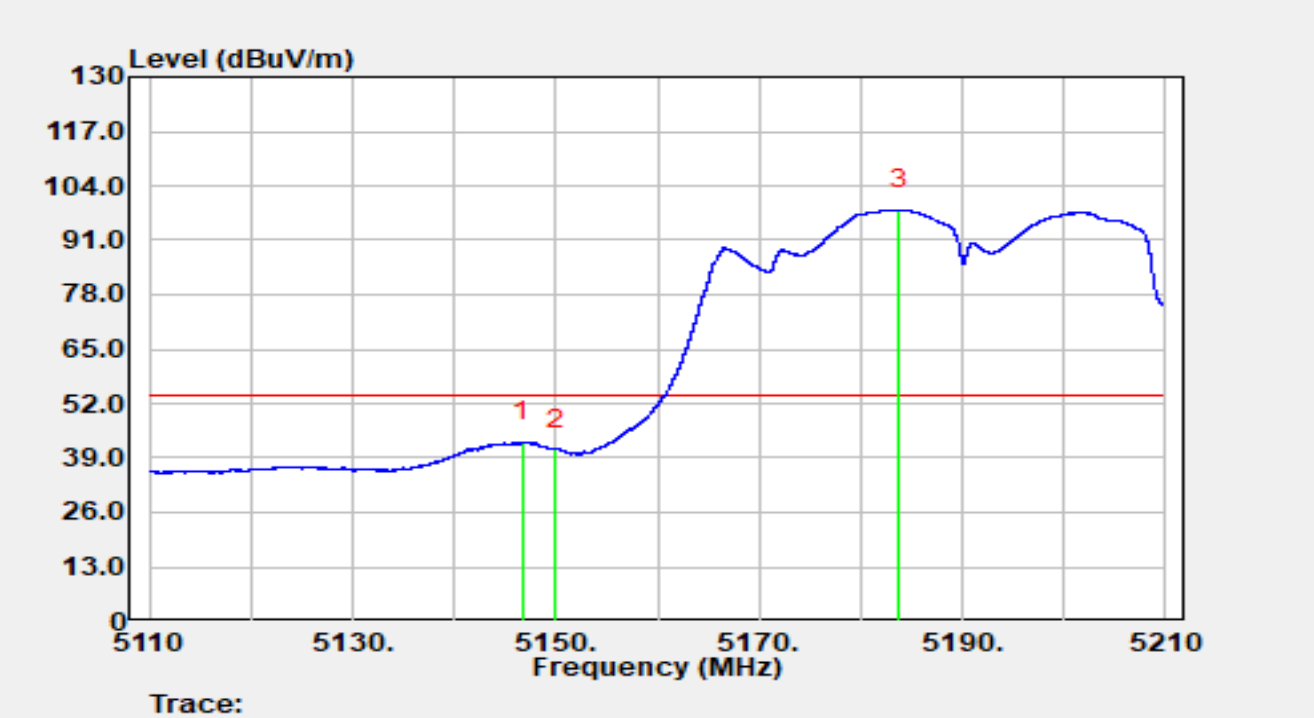

No	Mark	Frequency (MHz)	Reading (dBμV)	C.F (dB/m)	Measurement (dBμV/m)	Margin (dB)	Limit (dBμV/m)	Detector
1	*	5146.710	44.04	-1.25	42.78	-11.22	54.00	Average
2		5150.000	41.75	-0.54	41.21	-12.79	54.00	Average
3		5183.740	58.19	40.05	98.24	N/A	N/A	Average

Notes:

1. " * " indicates the worst-case emission level observed during the measurement.
2. C.F (dB/m) = Antenna Factor (dB/m) + Cable Loss (dB) + Attenuation (dB) - AMP (dB).
3. Measurement (dBμV/m) = Reading (dBμV) + C.F (dB/m).

Site	SIP-AC3	Test Date	2025-08-11
Temperature	24.9 °C	Humidity	70.3%
Limit	FCC_Part 15_Band Edge(3 m)	Test Engineer	Mero Zhou
Factor	HF907_102861	Polarity	Horizontal
EUT	OmniAccess Stellar (AP571e)	Test Voltage	By PoE
Test Mode	Transmit by 802.11ac-VHT40 at 5310 MHz		

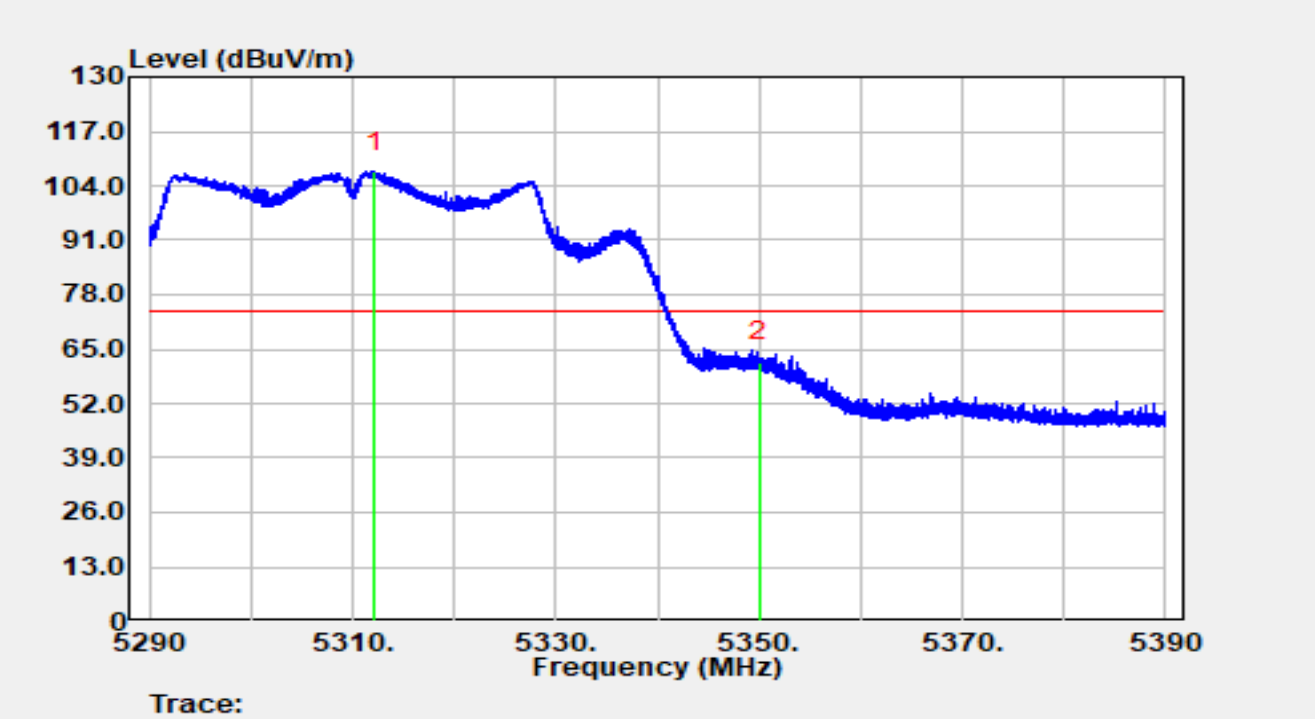

No	Mark	Frequency (MHz)	Reading (dBμV)	C.F (dB/m)	Measurement (dBμV/m)	Margin (dB)	Limit (dBμV/m)	Detector
1		5312.200	60.16	47.19	107.35	N/A	N/A	Peak
2	*	5350.000	59.76	2.28	62.04	-11.96	74.00	Peak

Notes:

1. " * " indicates the worst-case emission level observed during the measurement.
2. C.F (dB/m) = Antenna Factor (dB/m) + Cable Loss (dB) + Attenuation (dB) - AMP (dB).
3. Measurement (dBμV/m) = Reading (dBμV) + C.F (dB/m).

Site	SIP-AC3	Test Date	2025-08-11
Temperature	24.9 °C	Humidity	70.3%
Limit	FCC_Part 15_Band Edge(3 m)	Test Engineer	Mero Zhou
Factor	HF907_102861	Polarity	Horizontal
EUT	OmniAccess Stellar (AP571e)	Test Voltage	By PoE
Test Mode	Transmit by 802.11ac-VHT40 at 5310 MHz		

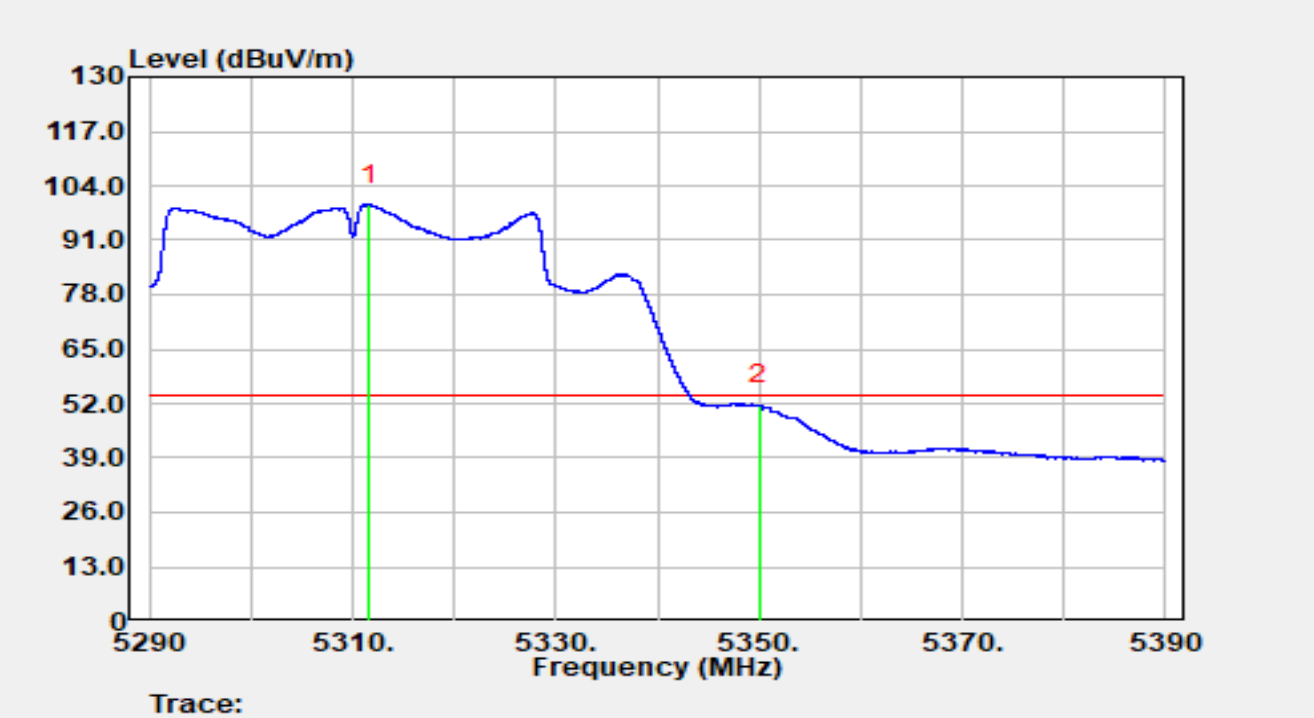

No	Mark	Frequency (MHz)	Reading (dBμV)	C.F (dB/m)	Measurement (dBμV/m)	Margin (dB)	Limit (dBμV/m)	Detector
1		5311.680	52.97	46.46	99.42	N/A	N/A	Average
2	*	5350.000	49.23	2.28	51.51	-2.49	54.00	Average

Notes:

1. " * " indicates the worst-case emission level observed during the measurement.
2. C.F (dB/m) = Antenna Factor (dB/m) + Cable Loss (dB) + Attenuation (dB) - AMP (dB).
3. Measurement (dBμV/m) = Reading (dBμV) + C.F (dB/m).

Site	SIP-AC3	Test Date	2025-08-11
Temperature	24.9 °C	Humidity	70.3%
Limit	FCC_Part 15_Band Edge(3 m)	Test Engineer	Mero Zhou
Factor	HF907_102861	Polarity	Vertical
EUT	OmniAccess Stellar (AP571e)	Test Voltage	By PoE
Test Mode	Transmit by 802.11ac-VHT40 at 5310 MHz		

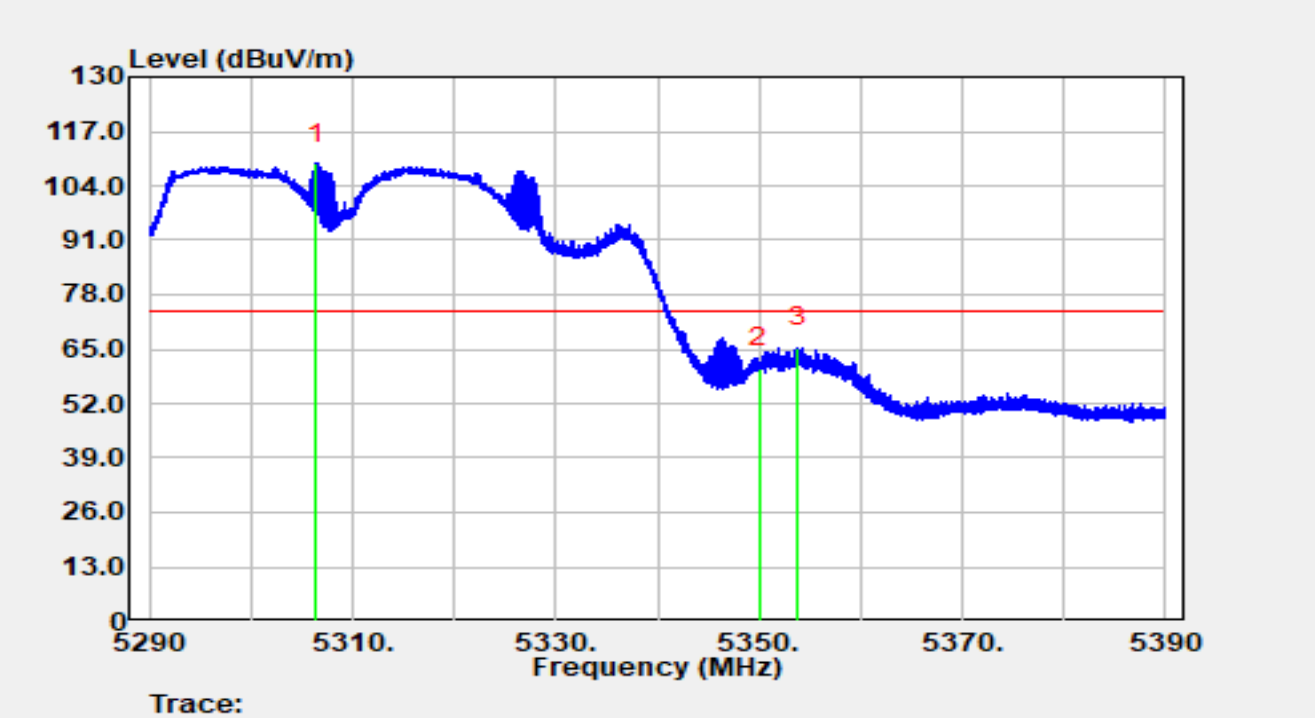

No	Mark	Frequency (MHz)	Reading (dBμV)	C.F (dB/m)	Measurement (dBμV/m)	Margin (dB)	Limit (dBμV/m)	Detector
1		5306.460	67.16	42.15	109.31	N/A	N/A	Peak
2		5350.000	58.25	2.28	60.53	-13.47	74.00	Peak
3	*	5353.850	65.02	0.29	65.30	-8.70	74.00	Peak

Notes:

1. " * " indicates the worst-case emission level observed during the measurement.
2. C.F (dB/m) = Antenna Factor (dB/m) + Cable Loss (dB) + Attenuation (dB) - AMP (dB).
3. Measurement (dBμV/m) = Reading (dBμV) + C.F (dB/m).

Site	SIP-AC3	Test Date	2025-08-11
Temperature	24.9 °C	Humidity	70.3%
Limit	FCC_Part 15_Band Edge(3 m)	Test Engineer	Mero Zhou
Factor	HF907_102861	Polarity	Vertical
EUT	OmniAccess Stellar (AP571e)	Test Voltage	By PoE
Test Mode	Transmit by 802.11ac-VHT40 at 5310 MHz		

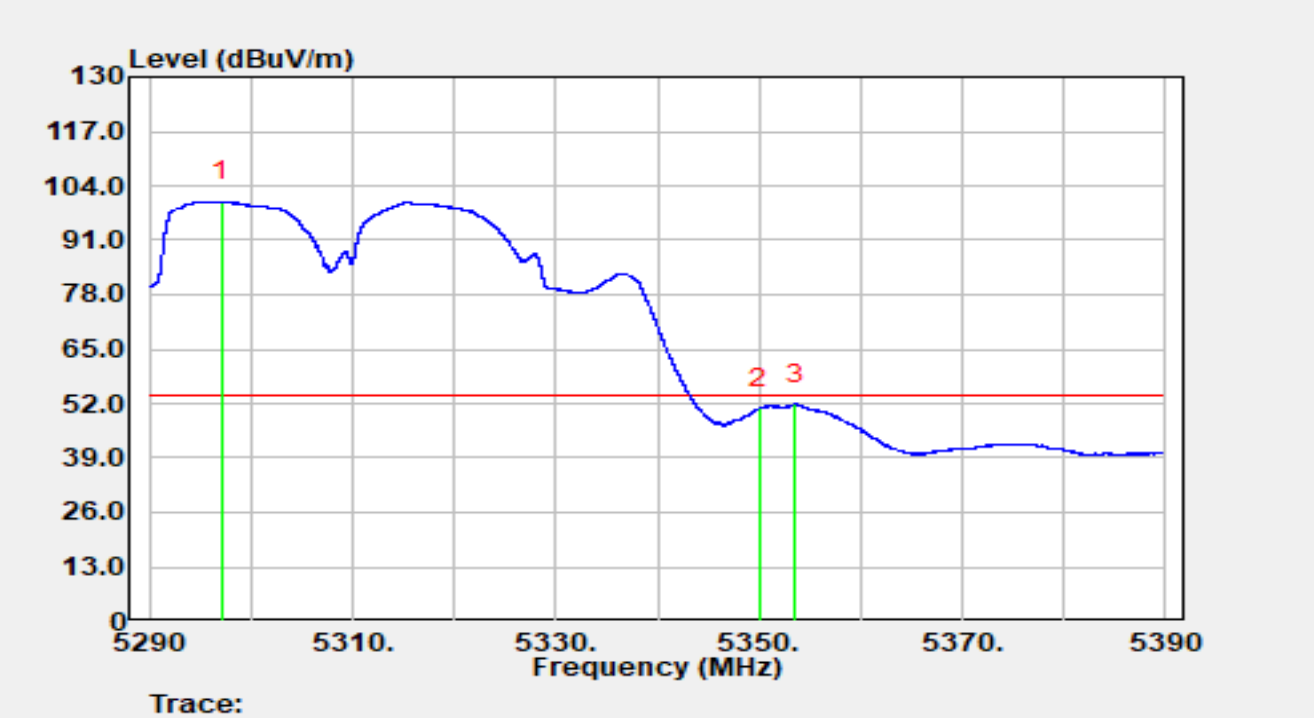

No	Mark	Frequency (MHz)	Reading (dBμV)	C.F (dB/m)	Measurement (dBμV/m)	Margin (dB)	Limit (dBμV/m)	Detector
1		5297.160	55.77	44.40	100.17	N/A	N/A	Average
2		5350.000	48.49	2.28	50.77	-3.23	54.00	Average
3	*	5353.620	51.40	0.41	51.81	-2.19	54.00	Average

Notes:

1. " * " indicates the worst-case emission level observed during the measurement.
2. C.F (dB/m) = Antenna Factor (dB/m) + Cable Loss (dB) + Attenuation (dB) - AMP (dB).
3. Measurement (dBμV/m) = Reading (dBμV) + C.F (dB/m).

Site	SIP-AC3	Test Date	2025-08-11
Temperature	24.9 °C	Humidity	70.3%
Limit	FCC_Part 15_Band Edge(3 m)	Test Engineer	Mero Zhou
Factor	HF907_102861	Polarity	Horizontal
EUT	OmniAccess Stellar (AP571e)	Test Voltage	By PoE
Test Mode	Transmit by 802.11ac-VHT40 at 5510 MHz		

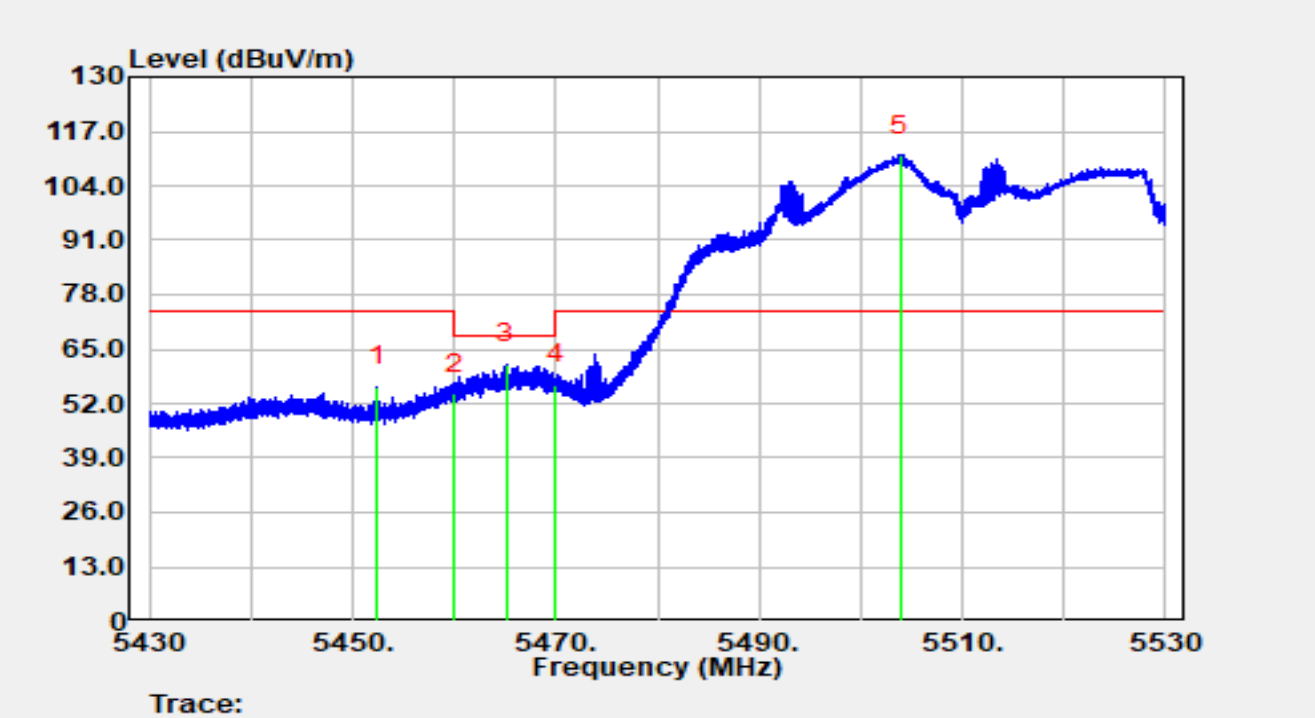

No	Mark	Frequency (MHz)	Reading (dBμV)	C.F (dB/m)	Measurement (dBμV/m)	Margin (dB)	Limit (dBμV/m)	Detector
1		5452.450	57.27	-1.13	56.14	-17.86	74.00	Peak
2		5460.000	54.92	-0.69	54.23	-13.97	68.20	Peak
3	*	5465.170	61.63	-0.19	61.44	-6.76	68.20	Peak
4		5470.000	55.56	1.00	56.56	-11.64	68.20	Peak
5		5503.850	65.19	46.02	111.21	N/A	N/A	Peak

Notes:

1. " * " indicates the worst-case emission level observed during the measurement.
2. C.F (dB/m) = Antenna Factor (dB/m) + Cable Loss (dB) + Attenuation (dB) - AMP (dB).
3. Measurement (dBμV/m) = Reading (dBμV) + C.F (dB/m).

Site	SIP-AC3	Test Date	2025-08-11
Temperature	24.9 °C	Humidity	70.3%
Limit	FCC_Part 15_Band Edge(3 m)	Test Engineer	Mero Zhou
Factor	HF907_102861	Polarity	Horizontal
EUT	OmniAccess Stellar (AP571e)	Test Voltage	By PoE
Test Mode	Transmit by 802.11ac-VHT40 at 5510 MHz		

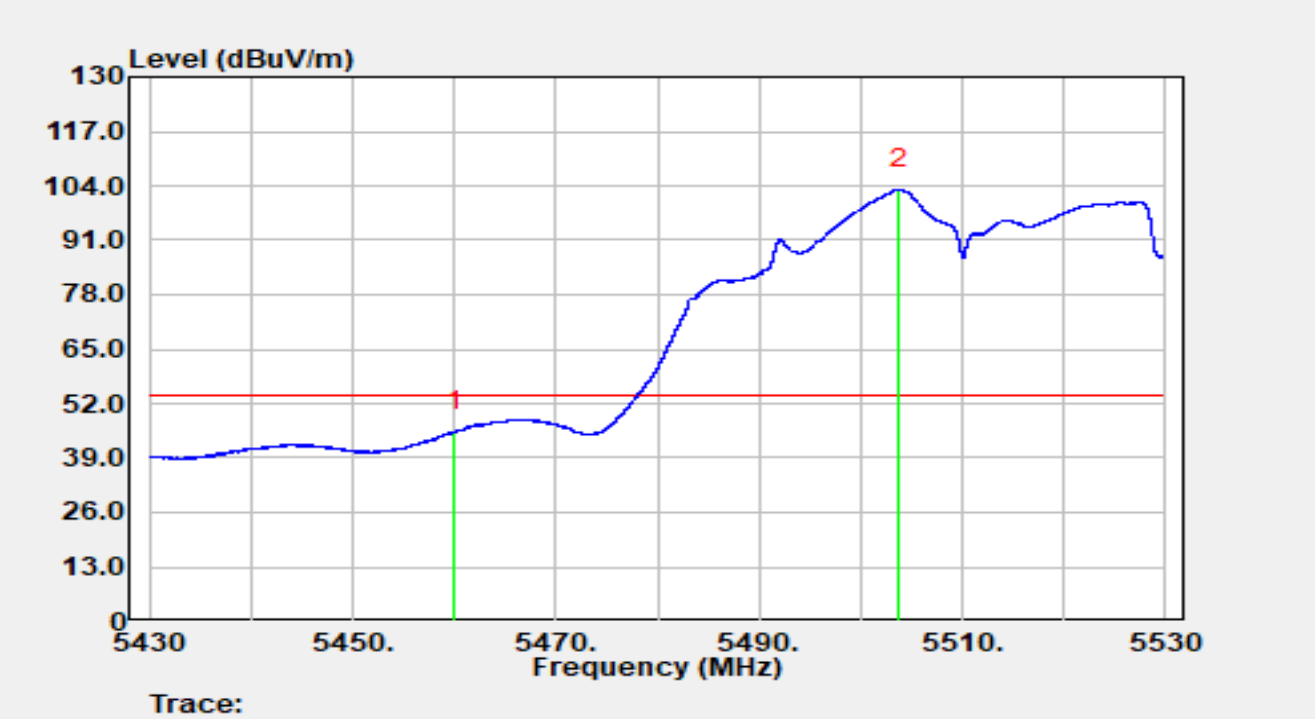

No	Mark	Frequency (MHz)	Reading (dBμV)	C.F (dB/m)	Measurement (dBμV/m)	Margin (dB)	Limit (dBμV/m)	Detector
1	*	5460.000	45.86	-0.69	45.16	-8.84	54.00	Average
2		5503.820	57.11	45.98	103.10	N/A	N/A	Average

Notes:

1. " * " indicates the worst-case emission level observed during the measurement.
2. C.F (dB/m) = Antenna Factor (dB/m) + Cable Loss (dB) + Attenuation (dB) - AMP (dB).
3. Measurement (dBμV/m) = Reading (dBμV) + C.F (dB/m).

Site	SIP-AC3	Test Date	2025-08-11
Temperature	24.9 °C	Humidity	70.3%
Limit	FCC_Part 15_Band Edge(3 m)	Test Engineer	Mero Zhou
Factor	HF907_102861	Polarity	Vertical
EUT	OmniAccess Stellar (AP571e)	Test Voltage	By PoE
Test Mode	Transmit by 802.11ac-VHT40 at 5510 MHz		

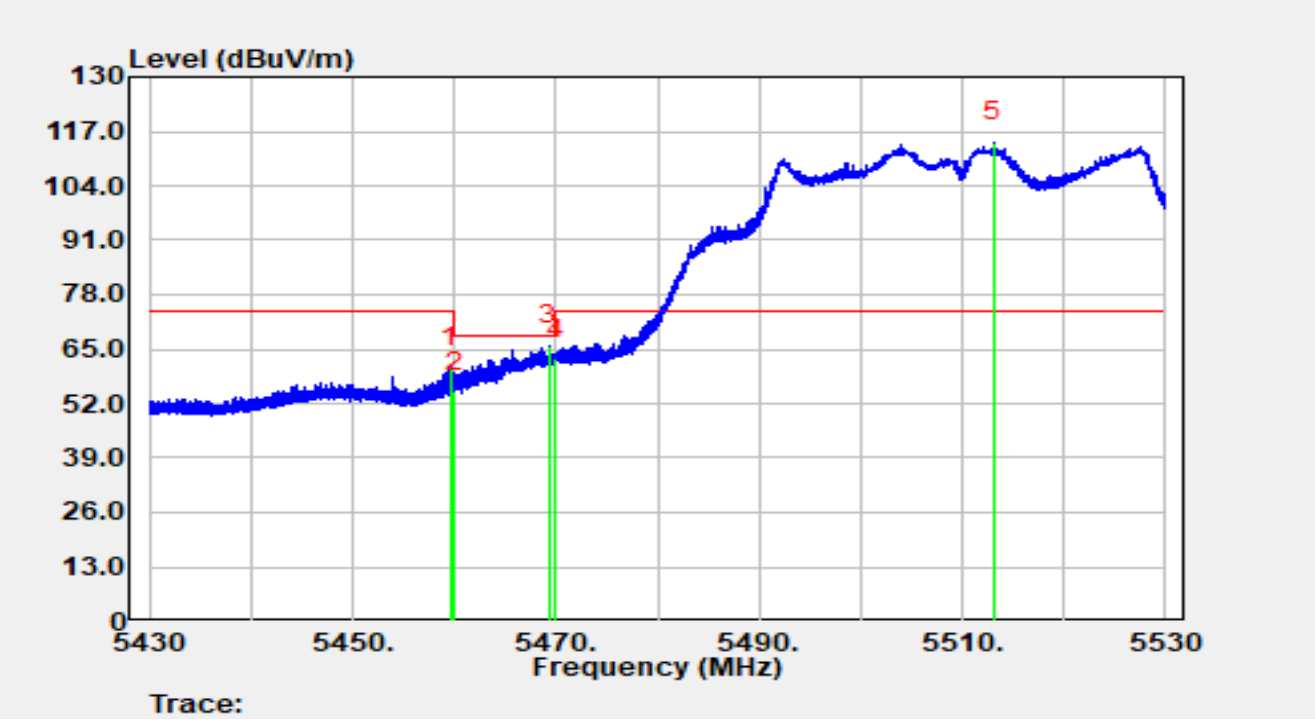

No	Mark	Frequency (MHz)	Reading (dBμV)	C.F (dB/m)	Measurement (dBμV/m)	Margin (dB)	Limit (dBμV/m)	Detector
1		5459.640	61.46	-0.74	60.72	-13.28	74.00	Peak
2		5460.000	55.56	-0.69	54.86	-13.34	68.20	Peak
3	*	5469.310	64.96	0.81	65.77	-2.43	68.20	Peak
4		5470.000	61.66	1.00	62.66	-5.54	68.20	Peak
5		5513.120	70.17	44.20	114.38	N/A	N/A	Peak

Notes:

1. " * " indicates the worst-case emission level observed during the measurement.
2. C.F (dB/m) = Antenna Factor (dB/m) + Cable Loss (dB) + Attenuation (dB) - AMP (dB).
3. Measurement (dBμV/m) = Reading (dBμV) + C.F (dB/m).

Site	SIP-AC3	Test Date	2025-08-11
Temperature	24.9 °C	Humidity	70.3%
Limit	FCC_Part 15_Band Edge(3 m)	Test Engineer	Mero Zhou
Factor	HF907_102861	Polarity	Vertical
EUT	OmniAccess Stellar (AP571e)	Test Voltage	By PoE
Test Mode	Transmit by 802.11ac-VHT40 at 5510 MHz		

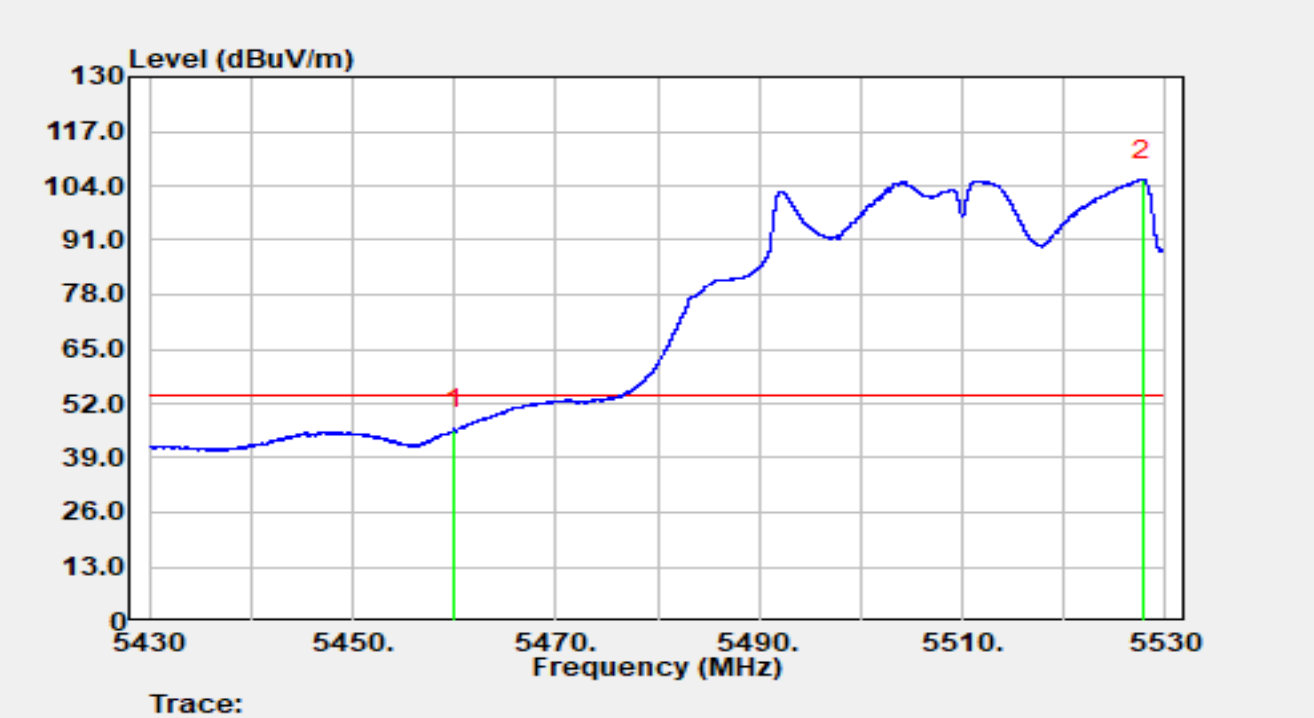

No	Mark	Frequency (MHz)	Reading (dBμV)	C.F (dB/m)	Measurement (dBμV/m)	Margin (dB)	Limit (dBμV/m)	Detector
1	*	5460.000	46.54	-0.69	45.85	-8.15	54.00	Average
2		5527.680	58.79	46.67	105.46	N/A	N/A	Average

Notes:

1. " * " indicates the worst-case emission level observed during the measurement.
2. C.F (dB/m) = Antenna Factor (dB/m) + Cable Loss (dB) + Attenuation (dB) - AMP (dB).
3. Measurement (dBμV/m) = Reading (dBμV) + C.F (dB/m).

Site	SIP-AC2	Test Date	2025-08-08
Temperature	21.5 °C	Humidity	67.9%
Limit	FCC_Part 15_Band Edge(3 m)	Test Engineer	Justin Guo
Factor	BBHA 9120D_02042	Polarity	Horizontal
EUT	OmniAccess Stellar (AP571e)	Test Voltage	By PoE
Test Mode	Transmit by 802.11ac-VHT40 at 5670 MHz		

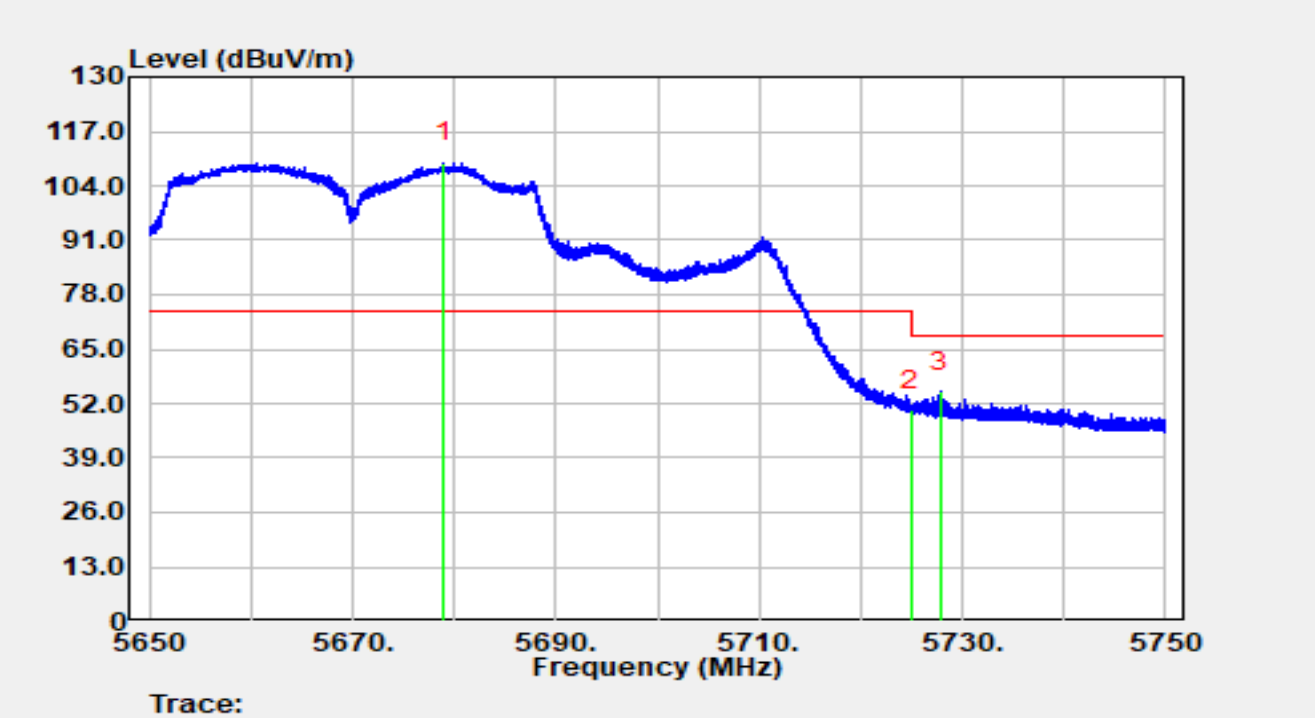

No	Mark	Frequency (MHz)	Reading (dBμV)	C.F (dB/m)	Measurement (dBμV/m)	Margin (dB)	Limit (dBμV/m)	Detector
1		5678.980	65.89	43.58	109.47	N/A	N/A	Peak
2		5725.000	47.60	2.78	50.38	-17.82	68.20	Peak
3	*	5727.890	53.39	1.51	54.90	-13.30	68.20	Peak

Notes:

1. " * " indicates the worst-case emission level observed during the measurement.
2. C.F (dB/m) = Antenna Factor (dB/m) + Cable Loss (dB) + Attenuation (dB) - AMP (dB).
3. Measurement (dBμV/m) = Reading (dBμV) + C.F (dB/m).

Site	SIP-AC2	Test Date	2025-08-08
Temperature	21.5 °C	Humidity	67.9%
Limit	FCC_Part 15_Band Edge(3 m)	Test Engineer	Justin Guo
Factor	BBHA 9120D_02042	Polarity	Vertical
EUT	OmniAccess Stellar (AP571e)	Test Voltage	By PoE
Test Mode	Transmit by 802.11ac-VHT40 at 5670 MHz		

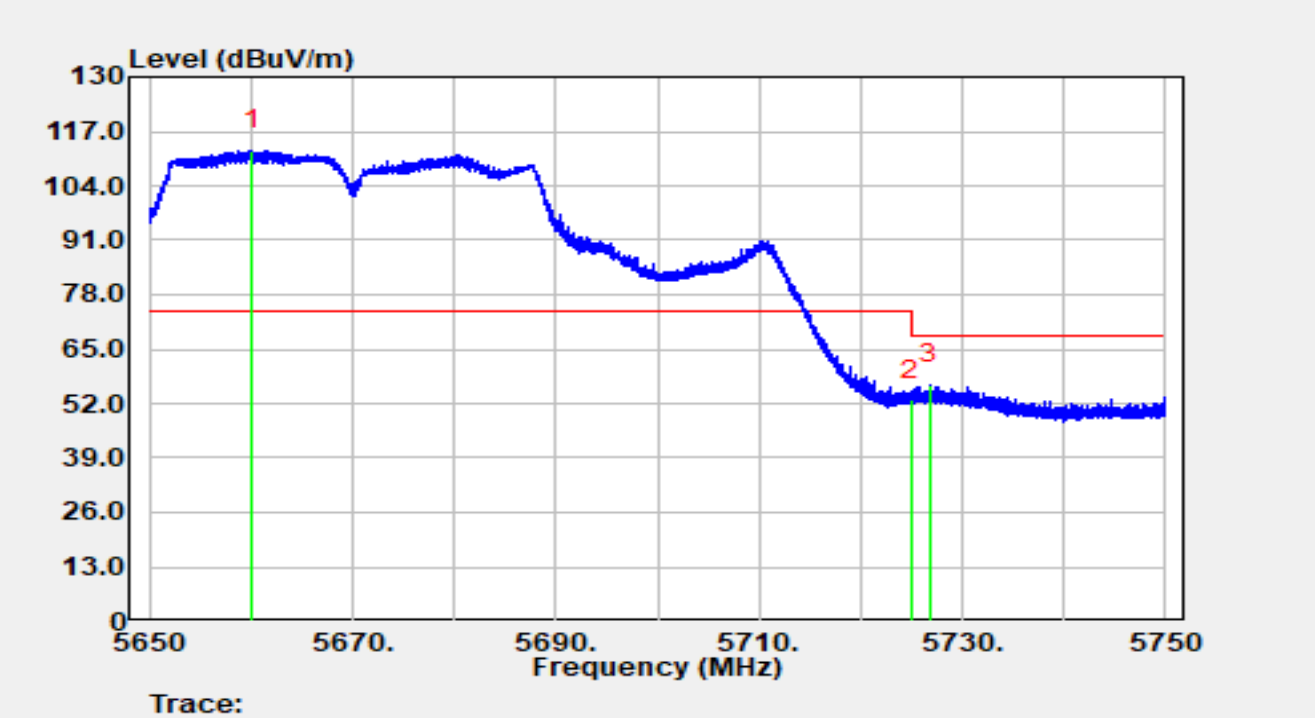

No	Mark	Frequency (MHz)	Reading (dBμV)	C.F (dB/m)	Measurement (dBμV/m)	Margin (dB)	Limit (dBμV/m)	Detector
1		5660.170	72.44	40.11	112.56	N/A	N/A	Peak
2		5725.000	49.96	2.78	52.74	-15.46	68.20	Peak
3	*	5726.840	54.63	1.88	56.51	-11.69	68.20	Peak

Notes:

1. " * " indicates the worst-case emission level observed during the measurement.
2. C.F (dB/m) = Antenna Factor (dB/m) + Cable Loss (dB) + Attenuation (dB) - AMP (dB).
3. Measurement (dBμV/m) = Reading (dBμV) + C.F (dB/m).

Site	SIP-AC2	Test Date	2025-08-08
Temperature	21.5 °C	Humidity	67.9%
Limit	FCC_Part 15.407_Band Edge(3 m)	Test Engineer	Justin Guo
Factor	BBHA 9120D_02042	Polarity	Horizontal
EUT	OmniAccess Stellar (AP571e)	Test Voltage	By PoE
Test Mode	Transmit by 802.11ac-VHT40 at 5755 MHz		

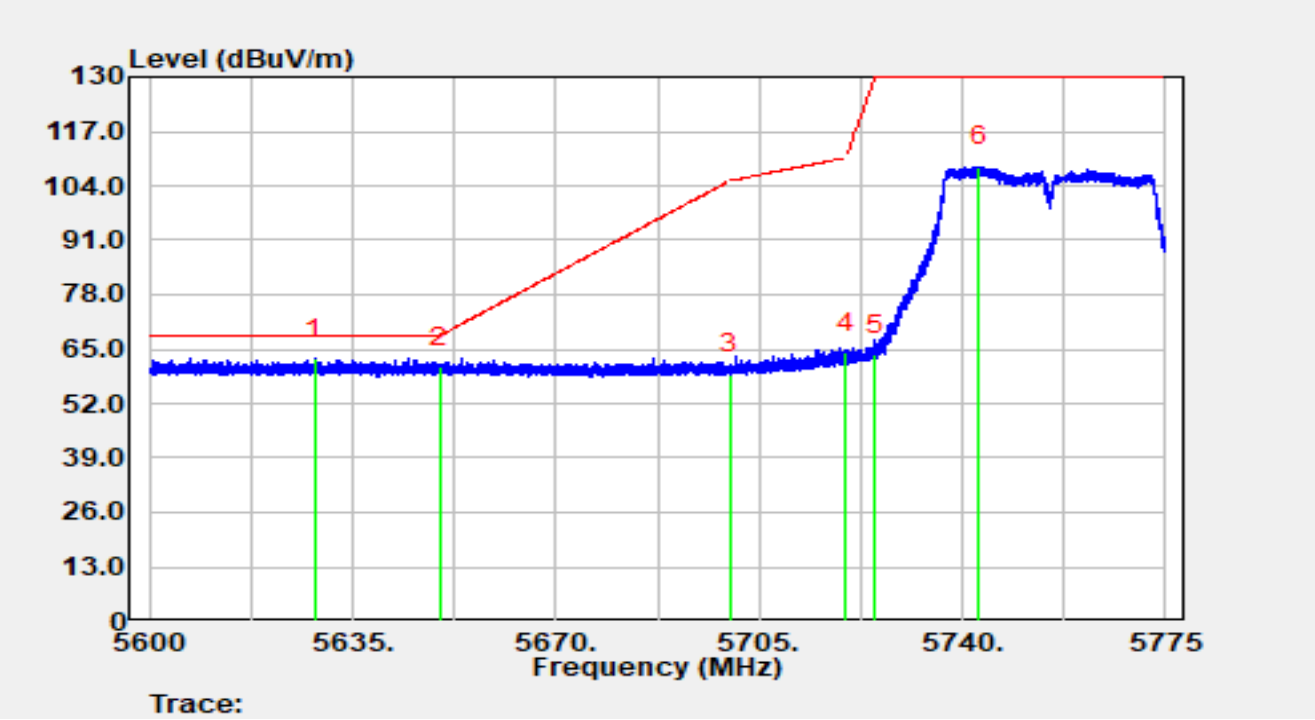

No	Mark	Frequency (MHz)	Reading (dBμV)	C.F (dB/m)	Measurement (dBμV/m)	Margin (dB)	Limit (dBμV/m)	Detector
1	*	5628.578	66.05	-3.37	62.68	-5.52	68.20	Peak
2		5650.000	64.07	-3.39	60.68	-7.52	68.20	Peak
3		5700.000	62.38	-3.36	59.01	-46.19	105.20	Peak
4		5720.000	67.34	-3.24	64.11	-46.69	110.80	Peak
5		5725.002	66.80	-3.21	63.59	-66.41	130.00	Peak
6		5742.958	111.68	-3.13	108.55	N/A	N/A	Peak

Notes:

1. " * " indicates the worst-case emission level observed during the measurement.
2. C.F (dB/m) = Antenna Factor (dB/m) + Cable Loss (dB) + Attenuation (dB) - AMP (dB).
3. Measurement (dBμV/m) = Reading (dBμV) + C.F (dB/m).

Site	SIP-AC2	Test Date	2025-08-08
Temperature	21.5 °C	Humidity	67.9%
Limit	FCC_Part 15.407_Band Edge(3 m)	Test Engineer	Justin Guo
Factor	BBHA 9120D_02042	Polarity	Vertical
EUT	OmniAccess Stellar (AP571e)	Test Voltage	By PoE
Test Mode	Transmit by 802.11ac-VHT40 at 5755 MHz		

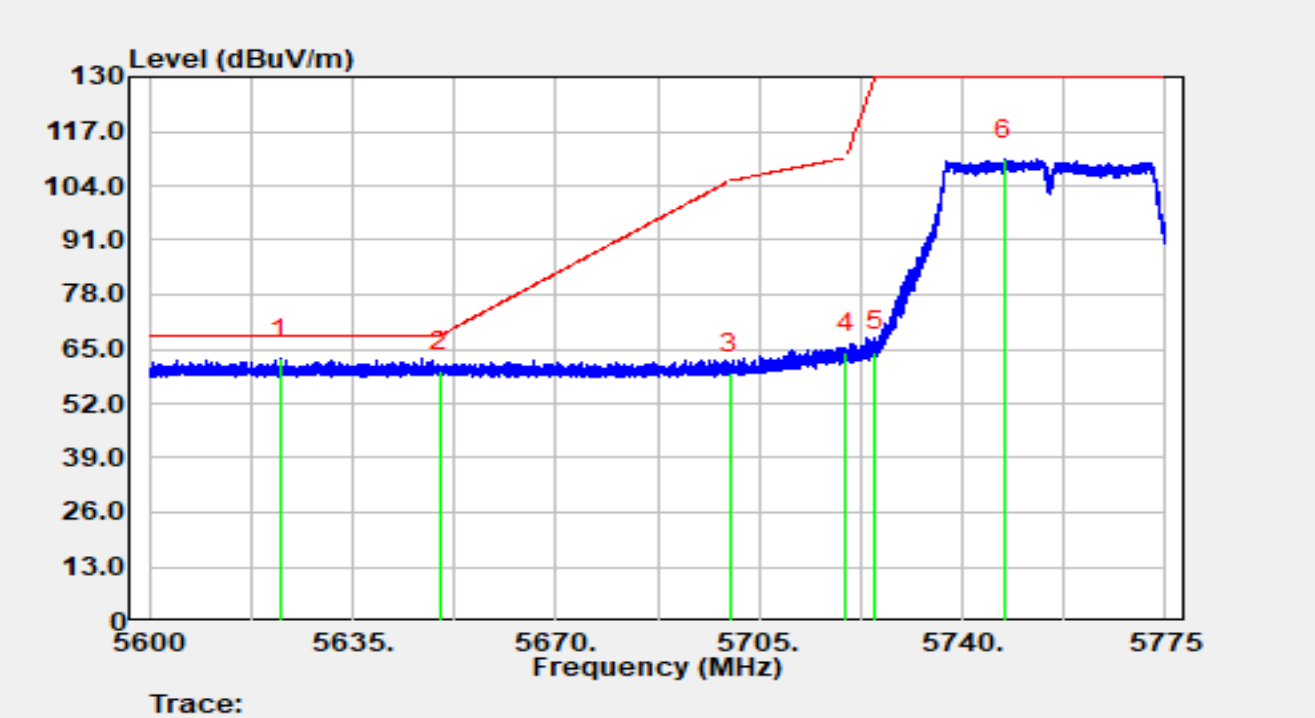

No	Mark	Frequency (MHz)	Reading (dBμV)	C.F (dB/m)	Measurement (dBμV/m)	Margin (dB)	Limit (dBμV/m)	Detector
1	*	5622.627	66.11	-3.38	62.73	-5.47	68.20	Peak
2		5650.000	63.13	-3.39	59.74	-8.46	68.20	Peak
3		5700.000	62.53	-3.36	59.17	-46.03	105.20	Peak
4		5720.000	67.37	-3.24	64.14	-46.66	110.80	Peak
5		5725.000	67.54	-3.21	64.33	-65.67	130.00	Peak
6		5747.228	113.48	-3.19	110.29	N/A	N/A	Peak

Notes:

1. " * " indicates the worst-case emission level observed during the measurement.
2. C.F (dB/m) = Antenna Factor (dB/m) + Cable Loss (dB) + Attenuation (dB) - AMP (dB).
3. Measurement (dBμV/m) = Reading (dBμV) + C.F (dB/m).

Site	SIP-AC2	Test Date	2025-08-08
Temperature	21.5 °C	Humidity	67.9%
Limit	FCC_Part 15.407_Band Edge(3 m)	Test Engineer	Justin Guo
Factor	BBHA 9120D_02042	Polarity	Horizontal
EUT	OmniAccess Stellar (AP571e)	Test Voltage	By PoE
Test Mode	Transmit by 802.11ac-VHT40 at 5795 MHz		

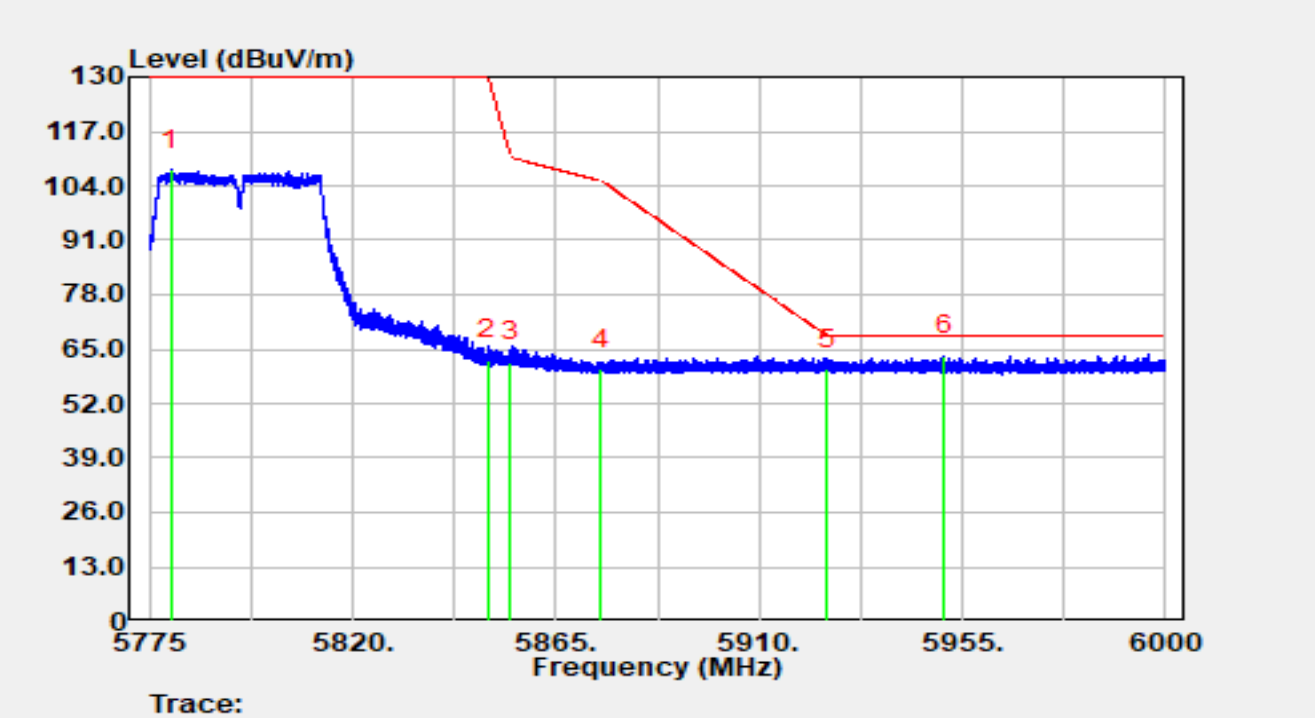

No	Mark	Frequency (MHz)	Reading (dBμV)	C.F (dB/m)	Measurement (dBμV/m)	Margin (dB)	Limit (dBμV/m)	Detector
1		5779.905	110.85	-3.00	107.85	N/A	N/A	Peak
2		5850.000	65.19	-2.82	62.37	-67.63	130.00	Peak
3		5855.000	64.66	-2.71	61.95	-48.85	110.80	Peak
4		5875.000	62.94	-2.82	60.12	-45.08	105.20	Peak
5		5925.000	62.76	-2.64	60.12	-8.08	68.20	Peak
6	*	5950.995	65.95	-2.65	63.29	-4.91	68.20	Peak

Notes:

1. " * " indicates the worst-case emission level observed during the measurement.
2. C.F (dB/m) = Antenna Factor (dB/m) + Cable Loss (dB) + Attenuation (dB) - AMP (dB).
3. Measurement (dBμV/m) = Reading (dBμV) + C.F (dB/m).

Site	SIP-AC2	Test Date	2025-08-08
Temperature	21.5 °C	Humidity	67.9%
Limit	FCC_Part 15.407_Band Edge(3 m)	Test Engineer	Justin Guo
Factor	BBHA 9120D_02042	Polarity	Vertical
EUT	OmniAccess Stellar (AP571e)	Test Voltage	By PoE
Test Mode	Transmit by 802.11ac-VHT40 at 5795 MHz		

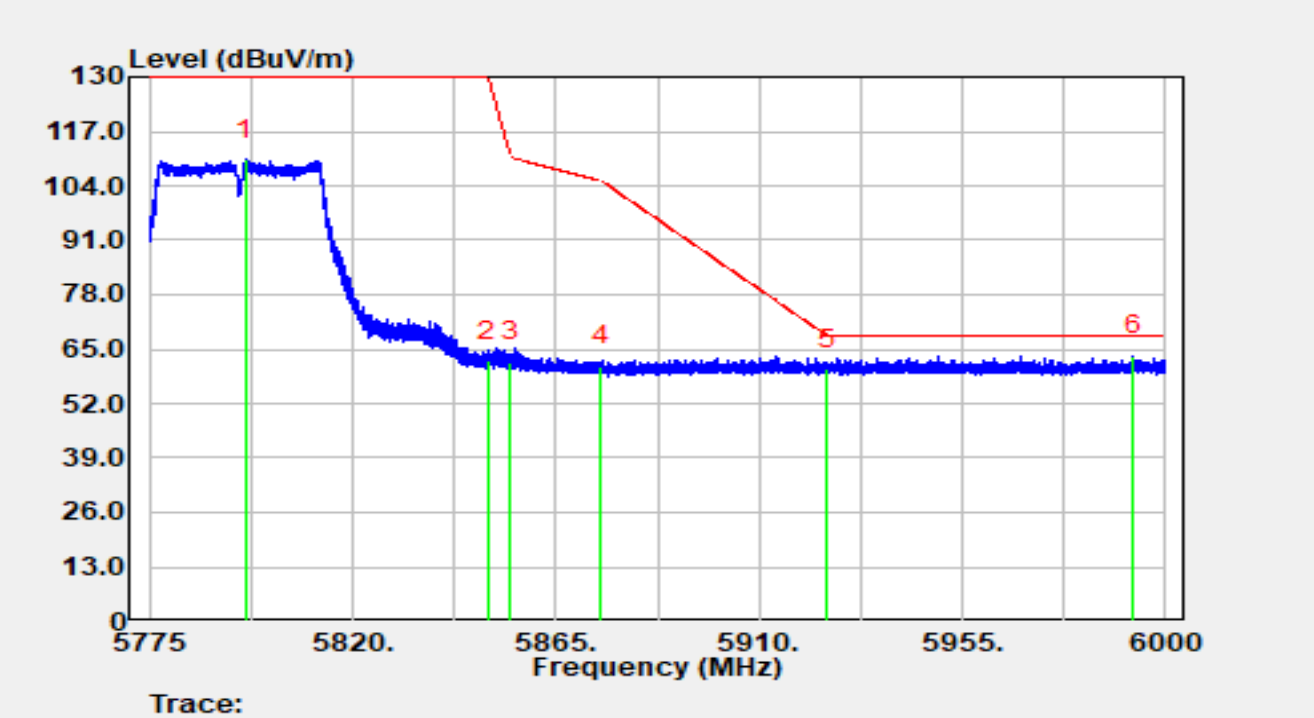

No	Mark	Frequency (MHz)	Reading (dBμV)	C.F (dB/m)	Measurement (dBμV/m)	Margin (dB)	Limit (dBμV/m)	Detector
1		5796.420	113.51	-3.26	110.24	N/A	N/A	Peak
2		5850.000	64.91	-2.82	62.09	-67.91	130.00	Peak
3		5855.000	64.65	-2.71	61.93	-48.87	110.80	Peak
4		5875.000	63.86	-2.82	61.04	-44.16	105.20	Peak
5		5925.000	62.89	-2.64	60.24	-7.96	68.20	Peak
6	*	5992.958	65.80	-2.47	63.33	-4.87	68.20	Peak

Notes:

1. " * " indicates the worst-case emission level observed during the measurement.
2. C.F (dB/m) = Antenna Factor (dB/m) + Cable Loss (dB) + Attenuation (dB) - AMP (dB).
3. Measurement (dBμV/m) = Reading (dBμV) + C.F (dB/m).

Site	SIP-AC3	Test Date	2025-08-11
Temperature	24.9 °C	Humidity	70.3%
Limit	FCC_Part 15_Band Edge(3 m)	Test Engineer	Mero Zhou
Factor	HF907_102861	Polarity	Horizontal
EUT	OmniAccess Stellar (AP571e)	Test Voltage	By PoE
Test Mode	Transmit by 802.11ac-VHT80 at 5210 MHz		

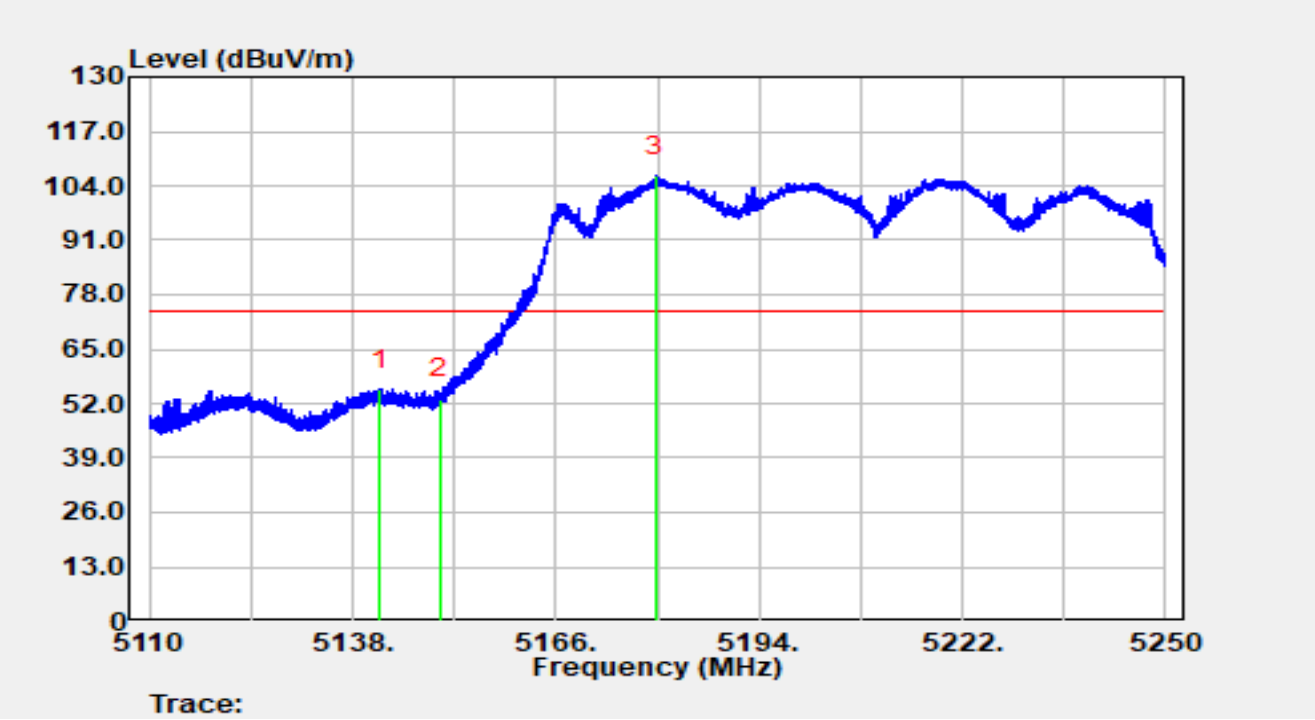

No	Mark	Frequency (MHz)	Reading (dBμV)	C.F (dB/m)	Measurement (dBμV/m)	Margin (dB)	Limit (dBμV/m)	Detector
1	*	5141.766	57.31	-1.88	55.43	-18.57	74.00	Peak
2		5150.000	53.62	-0.54	53.07	-20.93	74.00	Peak
3		5179.790	59.86	46.47	106.33	N/A	N/A	Peak

Notes:

1. " * " indicates the worst-case emission level observed during the measurement.
2. C.F (dB/m) = Antenna Factor (dB/m) + Cable Loss (dB) + Attenuation (dB) - AMP (dB).
3. Measurement (dBμV/m) = Reading (dBμV) + C.F (dB/m).

Site	SIP-AC3	Test Date	2025-08-11
Temperature	24.9 °C	Humidity	70.3%
Limit	FCC_Part 15_Band Edge(3 m)	Test Engineer	Mero Zhou
Factor	HF907_102861	Polarity	Horizontal
EUT	OmniAccess Stellar (AP571e)	Test Voltage	By PoE
Test Mode	Transmit by 802.11ac-VHT80 at 5210 MHz		

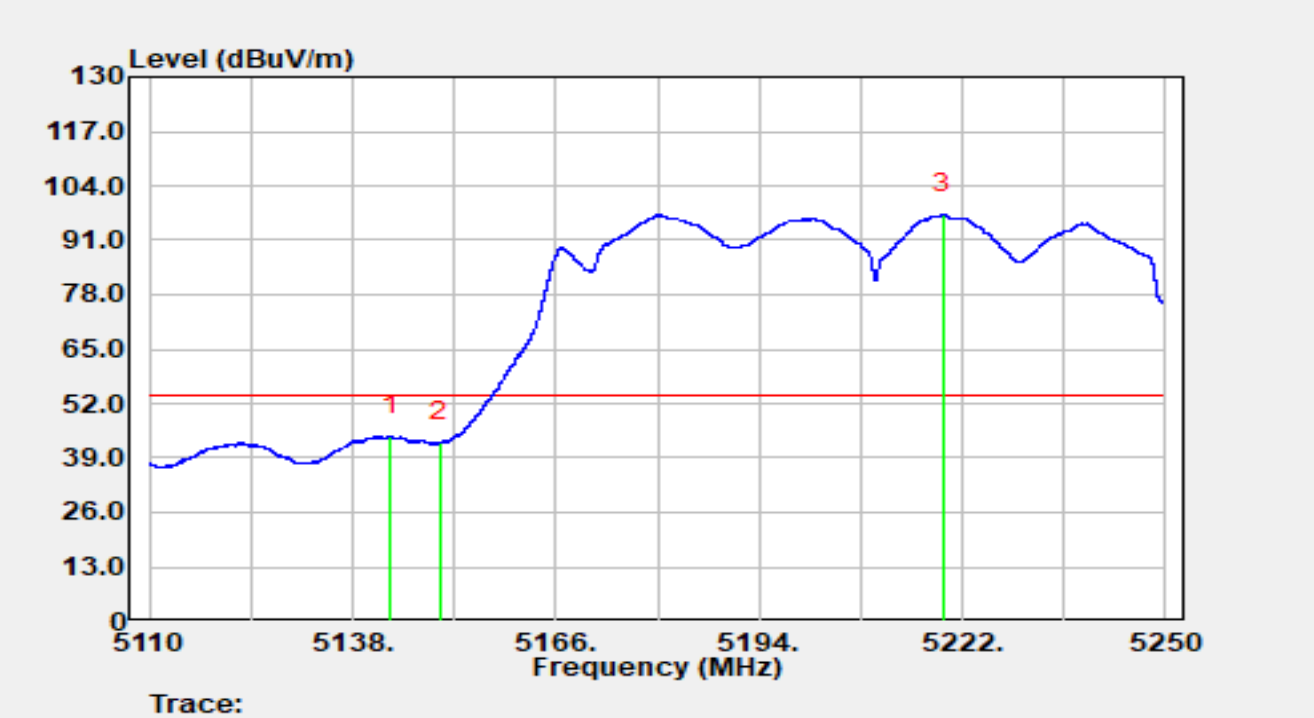

No	Mark	Frequency (MHz)	Reading (dBμV)	C.F (dB/m)	Measurement (dBμV/m)	Margin (dB)	Limit (dBμV/m)	Detector
1	*	5143.152	45.99	-1.70	44.28	-9.72	54.00	Average
2		5150.000	43.26	-0.54	42.71	-11.29	54.00	Average
3		5219.410	51.19	45.99	97.18	N/A	N/A	Average

Notes:

1. " * " indicates the worst-case emission level observed during the measurement.
2. C.F (dB/m) = Antenna Factor (dB/m) + Cable Loss (dB) + Attenuation (dB) - AMP (dB).
3. Measurement (dBμV/m) = Reading (dBμV) + C.F (dB/m).

Site	SIP-AC3	Test Date	2025-08-11
Temperature	24.9 °C	Humidity	70.3%
Limit	FCC_Part 15_Band Edge(3 m)	Test Engineer	Mero Zhou
Factor	HF907_102861	Polarity	Vertical
EUT	OmniAccess Stellar (AP571e)	Test Voltage	By PoE
Test Mode	Transmit by 802.11ac-VHT80 at 5210 MHz		

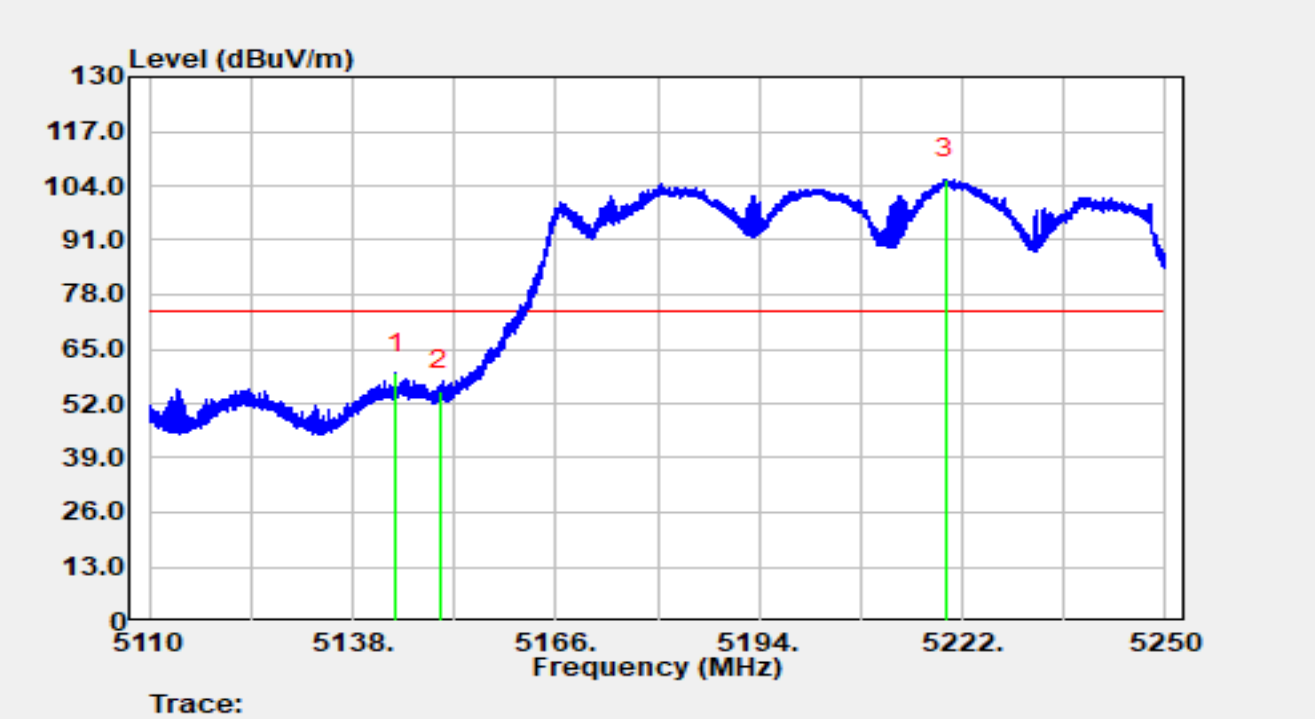

No	Mark	Frequency (MHz)	Reading (dBμV)	C.F (dB/m)	Measurement (dBμV/m)	Margin (dB)	Limit (dBμV/m)	Detector
1	*	5143.992	60.80	-1.59	59.21	-14.79	74.00	Peak
2		5150.000	55.65	-0.54	55.11	-18.89	74.00	Peak
3		5219.718	59.57	45.95	105.52	N/A	N/A	Peak

Notes:

1. " * " indicates the worst-case emission level observed during the measurement.
2. C.F (dB/m) = Antenna Factor (dB/m) + Cable Loss (dB) + Attenuation (dB) - AMP (dB).
3. Measurement (dBμV/m) = Reading (dBμV) + C.F (dB/m).

Site	SIP-AC3	Test Date	2025-08-11
Temperature	24.9 °C	Humidity	70.3%
Limit	FCC_Part 15_Band Edge(3 m)	Test Engineer	Mero Zhou
Factor	HF907_102861	Polarity	Vertical
EUT	OmniAccess Stellar (AP571e)	Test Voltage	By PoE
Test Mode	Transmit by 802.11ac-VHT80 at 5210 MHz		

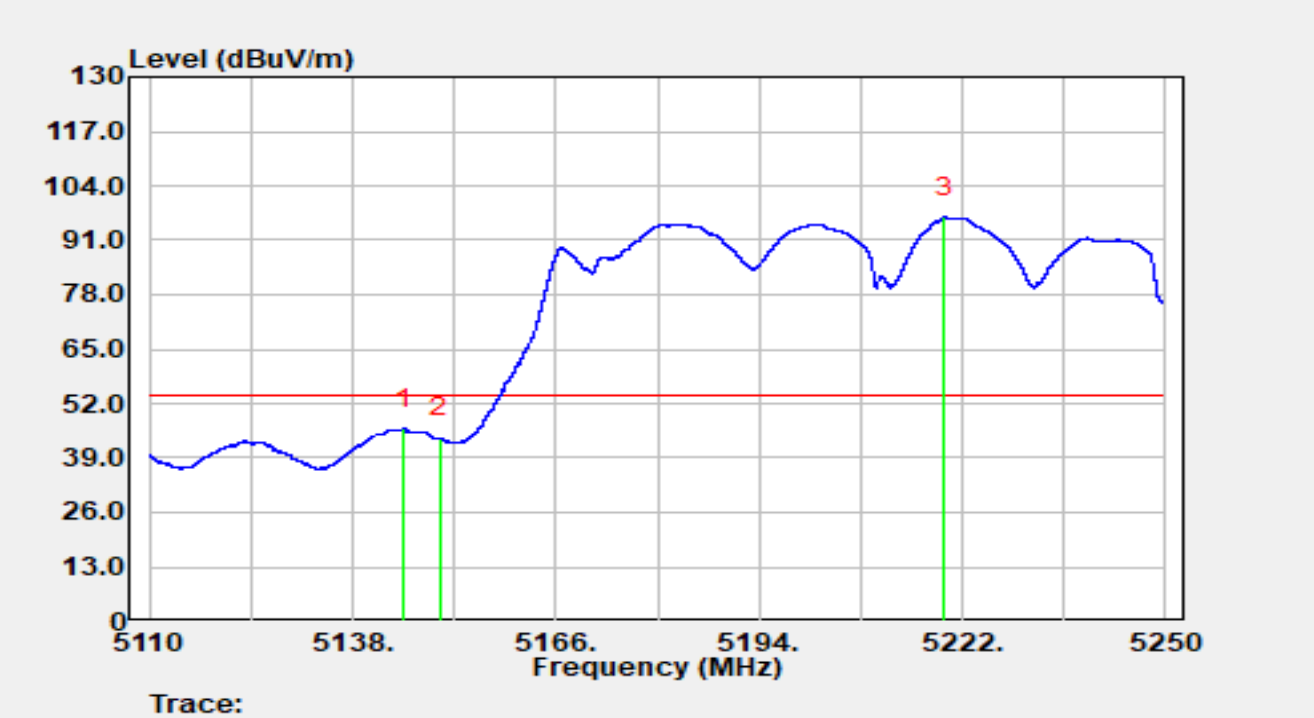

No	Mark	Frequency (MHz)	Reading (dBμV)	C.F (dB/m)	Measurement (dBμV/m)	Margin (dB)	Limit (dBμV/m)	Detector
1	*	5145.028	47.60	-1.71	45.89	-8.11	54.00	Average
2		5150.000	44.24	-0.54	43.69	-10.31	54.00	Average
3		5219.438	50.64	45.99	96.63	N/A	N/A	Average

Notes:

1. " * " indicates the worst-case emission level observed during the measurement.
2. C.F (dB/m) = Antenna Factor (dB/m) + Cable Loss (dB) + Attenuation (dB) - AMP (dB).
3. Measurement (dBμV/m) = Reading (dBμV) + C.F (dB/m).

Site	SIP-AC3	Test Date	2025-08-11
Temperature	24.9 °C	Humidity	70.3%
Limit	FCC_Part 15_Band Edge(3 m)	Test Engineer	Mero Zhou
Factor	HF907_102861	Polarity	Horizontal
EUT	OmniAccess Stellar (AP571e)	Test Voltage	By PoE
Test Mode	Transmit by 802.11ac-VHT80 at 5290 MHz		

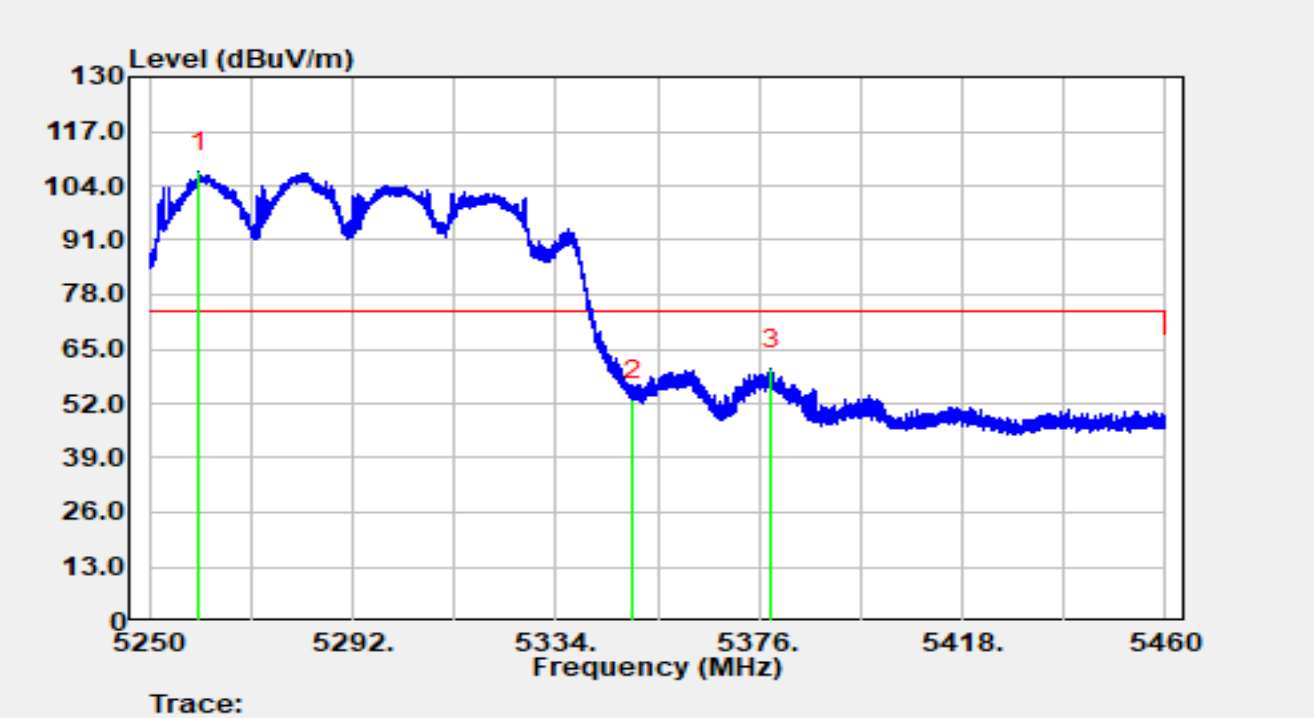

No	Mark	Frequency (MHz)	Reading (dBμV)	C.F (dB/m)	Measurement (dBμV/m)	Margin (dB)	Limit (dBμV/m)	Detector
1		5260.164	59.58	47.78	107.36	N/A	N/A	Peak
2		5350.000	50.57	2.28	52.85	-21.15	74.00	Peak
3	*	5378.457	62.36	-2.17	60.19	-13.81	74.00	Peak

Notes:

1. " * " indicates the worst-case emission level observed during the measurement.
2. C.F (dB/m) = Antenna Factor (dB/m) + Cable Loss (dB) + Attenuation (dB) - AMP (dB).
3. Measurement (dBμV/m) = Reading (dBμV) + C.F (dB/m).

Site	SIP-AC3	Test Date	2025-08-12
Temperature	24.9 °C	Humidity	70.3%
Limit	FCC_Part 15_Band Edge(3 m)	Test Engineer	Mero Zhou
Factor	HF907_102861	Polarity	Horizontal
EUT	OmniAccess Stellar (AP571e)	Test Voltage	By PoE
Test Mode	Transmit by 802.11ac-VHT80 at 5290 MHz		

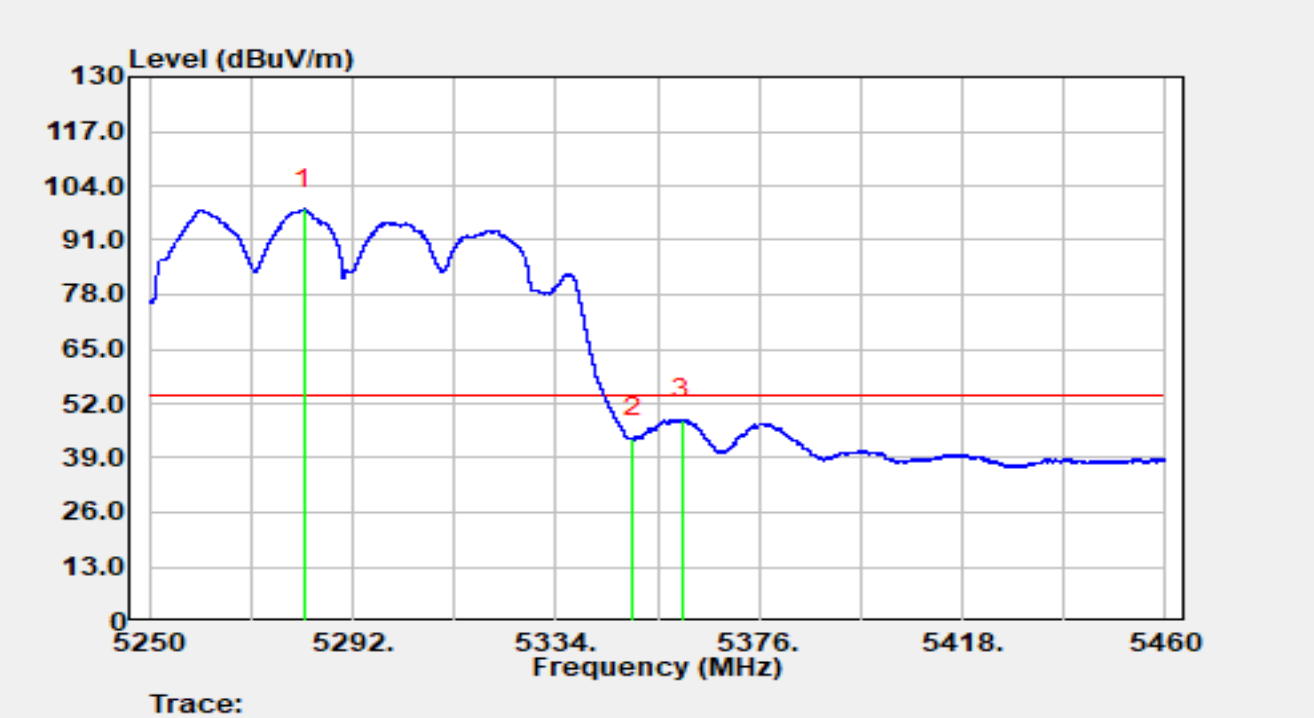

No	Mark	Frequency (MHz)	Reading (dBμV)	C.F (dB/m)	Measurement (dBμV/m)	Margin (dB)	Limit (dBμV/m)	Detector
1		5282.088	47.53	50.92	98.46	N/A	N/A	Average
2		5350.000	41.43	2.28	43.71	-10.29	54.00	Average
3	*	5360.124	49.13	-0.83	48.31	-5.69	54.00	Average

Notes:

1. " * " indicates the worst-case emission level observed during the measurement.
2. C.F (dB/m) = Antenna Factor (dB/m) + Cable Loss (dB) + Attenuation (dB) - AMP (dB).
3. Measurement (dBμV/m) = Reading (dBμV) + C.F (dB/m).

Site	SIP-AC3	Test Date	2025-08-11
Temperature	24.9 °C	Humidity	70.3%
Limit	FCC_Part 15_Band Edge(3 m)	Test Engineer	Mero Zhou
Factor	HF907_102861	Polarity	Vertical
EUT	OmniAccess Stellar (AP571e)	Test Voltage	By PoE
Test Mode	Transmit by 802.11ac-VHT80 at 5290 MHz		

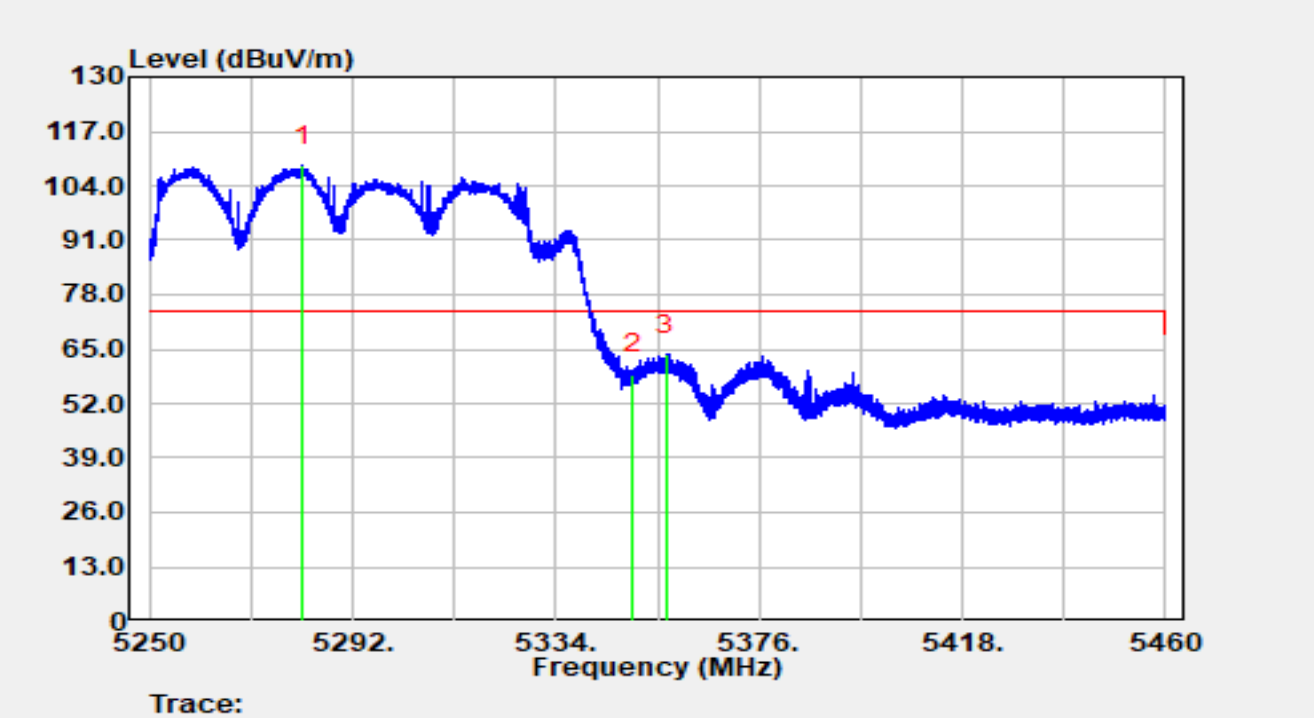

No	Mark	Frequency (MHz)	Reading (dBμV)	C.F (dB/m)	Measurement (dBμV/m)	Margin (dB)	Limit (dBμV/m)	Detector
1		5281.794	58.30	50.40	108.70	N/A	N/A	Peak
2		5350.000	56.82	2.28	59.10	-14.90	74.00	Peak
3	*	5356.848	64.06	-0.38	63.68	-10.32	74.00	Peak

Notes:

1. " * " indicates the worst-case emission level observed during the measurement.
2. C.F (dB/m) = Antenna Factor (dB/m) + Cable Loss (dB) + Attenuation (dB) - AMP (dB).
3. Measurement (dBμV/m) = Reading (dBμV) + C.F (dB/m).

Site	SIP-AC3	Test Date	2025-08-11
Temperature	24.9 °C	Humidity	70.3%
Limit	FCC_Part 15_Band Edge(3 m)	Test Engineer	Mero Zhou
Factor	HF907_102861	Polarity	Vertical
EUT	OmniAccess Stellar (AP571e)	Test Voltage	By PoE
Test Mode	Transmit by 802.11ac-VHT80 at 5290 MHz		

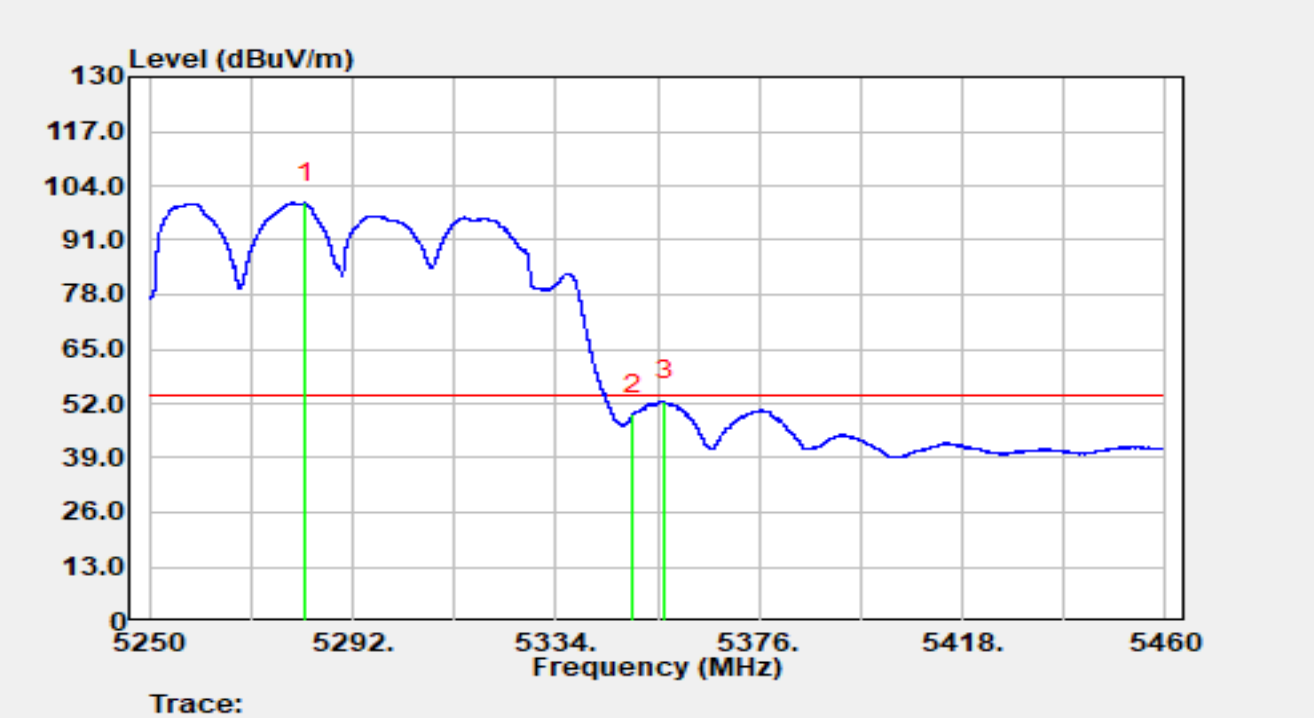

No	Mark	Frequency (MHz)	Reading (dBμV)	C.F (dB/m)	Measurement (dBμV/m)	Margin (dB)	Limit (dBμV/m)	Detector
1		5282.109	48.98	50.94	99.92	N/A	N/A	Average
2		5350.000	47.05	2.28	49.33	-4.67	54.00	Average
3	*	5356.407	53.02	-0.30	52.72	-1.28	54.00	Average

Notes:

1. " * " indicates the worst-case emission level observed during the measurement.
2. C.F (dB/m) = Antenna Factor (dB/m) + Cable Loss (dB) + Attenuation (dB) - AMP (dB).
3. Measurement (dBμV/m) = Reading (dBμV) + C.F (dB/m).

Site	SIP-AC3	Test Date	2025-08-11
Temperature	24.9 °C	Humidity	70.3%
Limit	FCC_Part 15_Band Edge(3 m)	Test Engineer	Mero Zhou
Factor	HF907_102861	Polarity	Horizontal
EUT	OmniAccess Stellar (AP571e)	Test Voltage	By PoE
Test Mode	Transmit by 802.11ac-VHT80 at 5530 MHz		

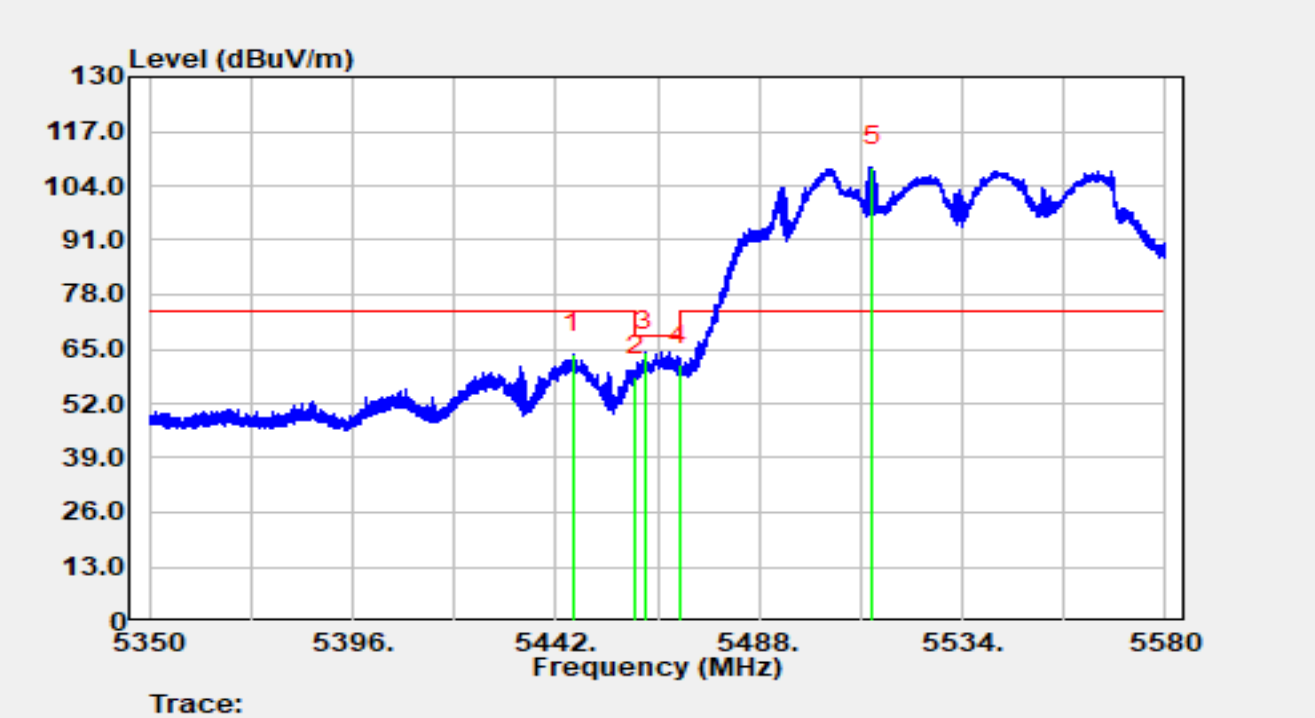

No	Mark	Frequency (MHz)	Reading (dBμV)	C.F (dB/m)	Measurement (dBμV/m)	Margin (dB)	Limit (dBμV/m)	Detector
1		5445.933	65.54	-1.52	64.02	-9.98	74.00	Peak
2		5460.000	59.24	-0.69	58.54	-9.66	68.20	Peak
3	*	5462.033	64.94	-0.57	64.38	-3.82	68.20	Peak
4		5470.000	60.08	1.00	61.08	-7.12	68.20	Peak
5		5513.576	63.90	44.73	108.63	N/A	N/A	Peak

Notes:

1. " * " indicates the worst-case emission level observed during the measurement.
2. C.F (dB/m) = Antenna Factor (dB/m) + Cable Loss (dB) + Attenuation (dB) - AMP (dB).
3. Measurement (dBμV/m) = Reading (dBμV) + C.F (dB/m).

Site	SIP-AC3	Test Date	2025-08-11
Temperature	24.9 °C	Humidity	70.3%
Limit	FCC_Part 15_Band Edge(3 m)	Test Engineer	Mero Zhou
Factor	HF907_102861	Polarity	Horizontal
EUT	OmniAccess Stellar (AP571e)	Test Voltage	By PoE
Test Mode	Transmit by 802.11ac-VHT80 at 5530 MHz		

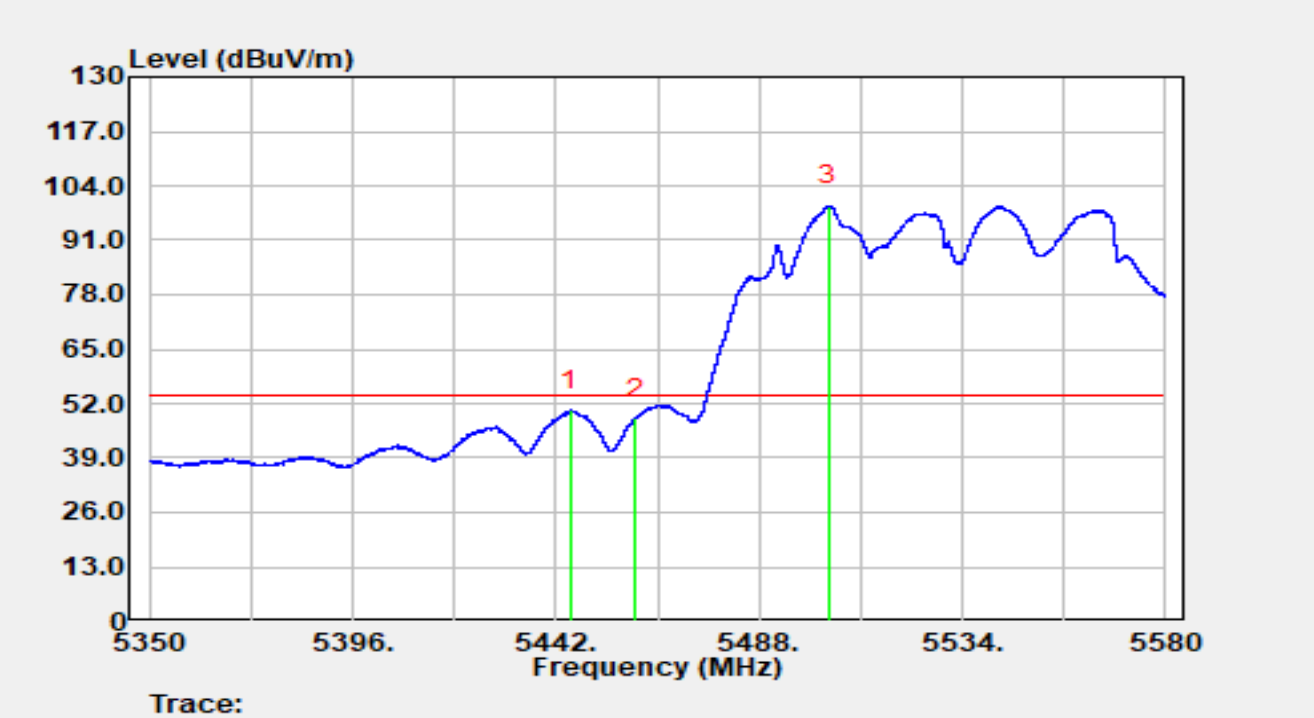

No	Mark	Frequency (MHz)	Reading (dBμV)	C.F (dB/m)	Measurement (dBμV/m)	Margin (dB)	Limit (dBμV/m)	Detector
1	*	5445.335	51.85	-1.53	50.32	-3.68	54.00	Average
2		5460.000	49.13	-0.69	48.43	-5.57	54.00	Average
3		5503.778	53.25	45.93	99.18	N/A	N/A	Average

Notes:

1. " * " indicates the worst-case emission level observed during the measurement.
2. C.F (dB/m) = Antenna Factor (dB/m) + Cable Loss (dB) + Attenuation (dB) - AMP (dB).
3. Measurement (dBμV/m) = Reading (dBμV) + C.F (dB/m).

Site	SIP-AC3	Test Date	2025-08-11
Temperature	24.9 °C	Humidity	70.3%
Limit	FCC_Part 15_Band Edge(3 m)	Test Engineer	Mero Zhou
Factor	HF907_102861	Polarity	Vertical
EUT	OmniAccess Stellar (AP571e)	Test Voltage	By PoE
Test Mode	Transmit by 802.11ac-VHT80 at 5530 MHz		

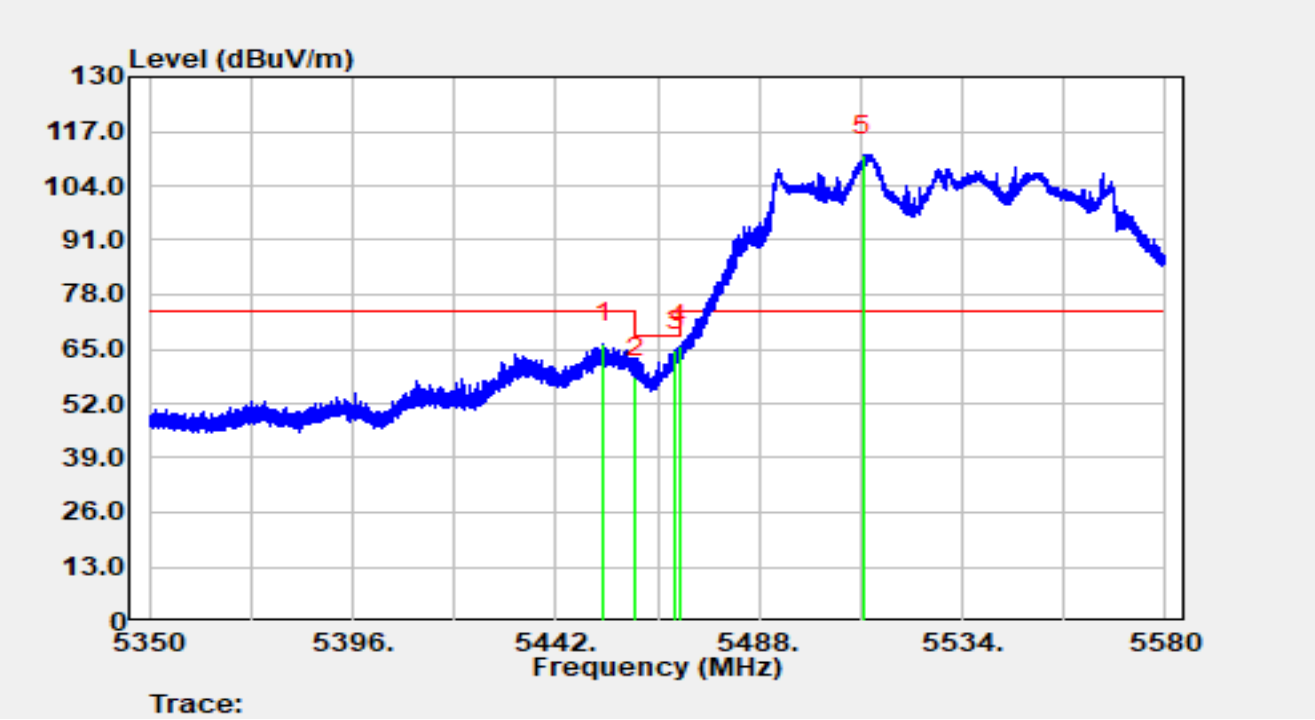

No	Mark	Frequency (MHz)	Reading (dBμV)	C.F (dB/m)	Measurement (dBμV/m)	Margin (dB)	Limit (dBμV/m)	Detector
1		5452.833	67.43	-1.12	66.31	-7.69	74.00	Peak
2		5460.000	58.97	-0.69	58.28	-9.92	68.20	Peak
3	*	5468.956	63.92	0.66	64.58	-3.62	68.20	Peak
4		5470.000	64.76	1.00	65.76	-2.44	68.20	Peak
5		5511.506	68.91	42.45	111.36	N/A	N/A	Peak

Notes:

1. " * " indicates the worst-case emission level observed during the measurement.
2. C.F (dB/m) = Antenna Factor (dB/m) + Cable Loss (dB) + Attenuation (dB) - AMP (dB).
3. Measurement (dBμV/m) = Reading (dBμV) + C.F (dB/m).

Site	SIP-AC3	Test Date	2025-08-14
Temperature	24.9 °C	Humidity	70.3%
Limit	FCC_Part 15_Band Edge(3 m)	Test Engineer	Mero Zhou
Factor	HF907_102861	Polarity	Vertical
EUT	OmniAccess Stellar (AP571e)	Test Voltage	By PoE
Test Mode	Transmit by 802.11ac-VHT80 at 5530 MHz		

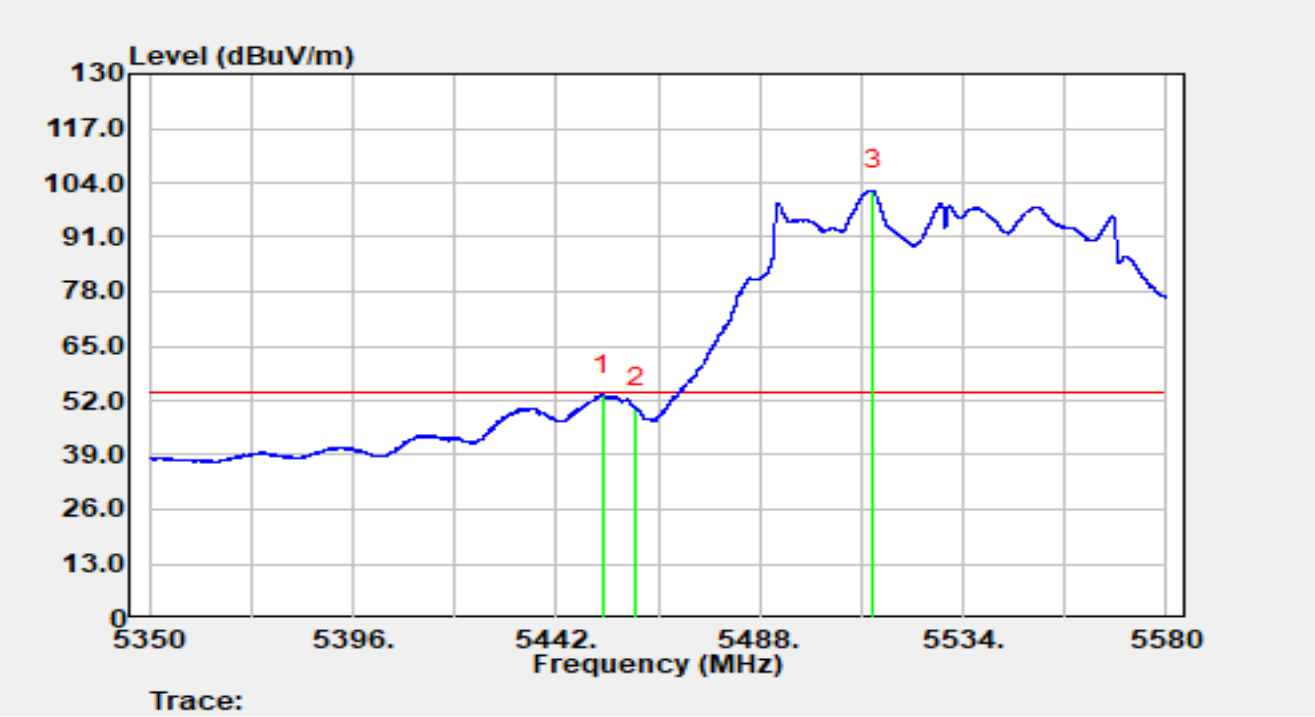

No	Mark	Frequency (MHz)	Reading (dBμV)	C.F (dB/m)	Measurement (dBμV/m)	Margin (dB)	Limit (dBμV/m)	Detector
1	*	5452.626	54.45	-1.13	53.32	-0.68	54.00	Average
2		5460.000	50.75	-0.69	50.06	-3.94	54.00	Average
3		5513.553	57.57	44.71	102.28	N/A	N/A	Average

Notes:

1. " * " indicates the worst-case emission level observed during the measurement.
2. C.F (dB/m) = Antenna Factor (dB/m) + Cable Loss (dB) + Attenuation (dB) - AMP (dB).
3. Measurement (dBμV/m) = Reading (dBμV) + C.F (dB/m).

Site	SIP-AC2	Test Date	2025-08-08
Temperature	21.5 °C	Humidity	67.9%
Limit	FCC_Part 15_Band Edge(3 m)	Test Engineer	Justin Guo
Factor	BBHA 9120D_02042	Polarity	Horizontal
EUT	OmniAccess Stellar (AP571e)	Test Voltage	By PoE
Test Mode	Transmit by 802.11ac-VHT80 at 5610 MHz		

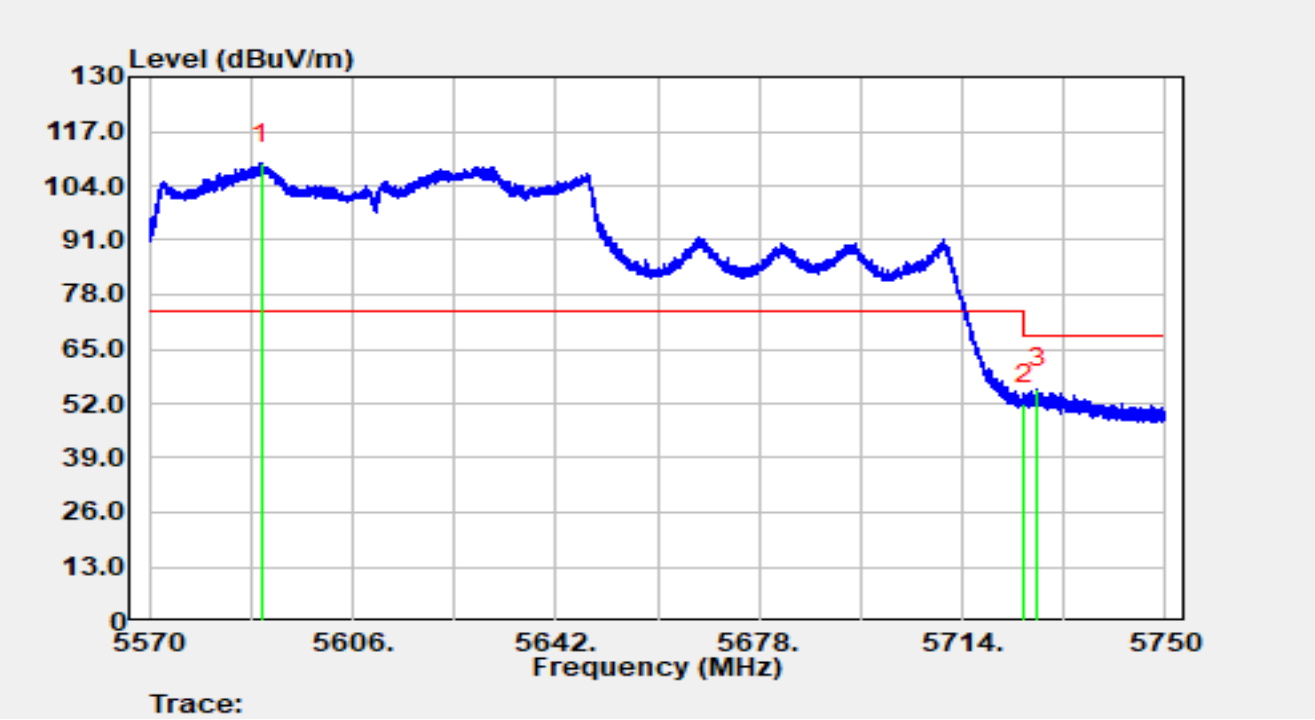

No	Mark	Frequency (MHz)	Reading (dBμV)	C.F (dB/m)	Measurement (dBμV/m)	Margin (dB)	Limit (dBμV/m)	Detector
1		5589.908	61.35	47.95	109.30	N/A	N/A	Peak
2		5725.000	49.09	2.78	51.87	-16.33	68.20	Peak
3	*	5727.392	53.83	1.68	55.51	-12.69	68.20	Peak

Notes:

1. " * " indicates the worst-case emission level observed during the measurement.
2. C.F (dB/m) = Antenna Factor (dB/m) + Cable Loss (dB) + Attenuation (dB) - AMP (dB).
3. Measurement (dBμV/m) = Reading (dBμV) + C.F (dB/m).

Site	SIP-AC2	Test Date	2025-08-08
Temperature	21.5 °C	Humidity	67.9%
Limit	FCC_Part 15_Band Edge(3 m)	Test Engineer	Justin Guo
Factor	BBHA 9120D_02042	Polarity	Vertical
EUT	OmniAccess Stellar (AP571e)	Test Voltage	By PoE
Test Mode	Transmit by 802.11ac-VHT80 at 5610 MHz		

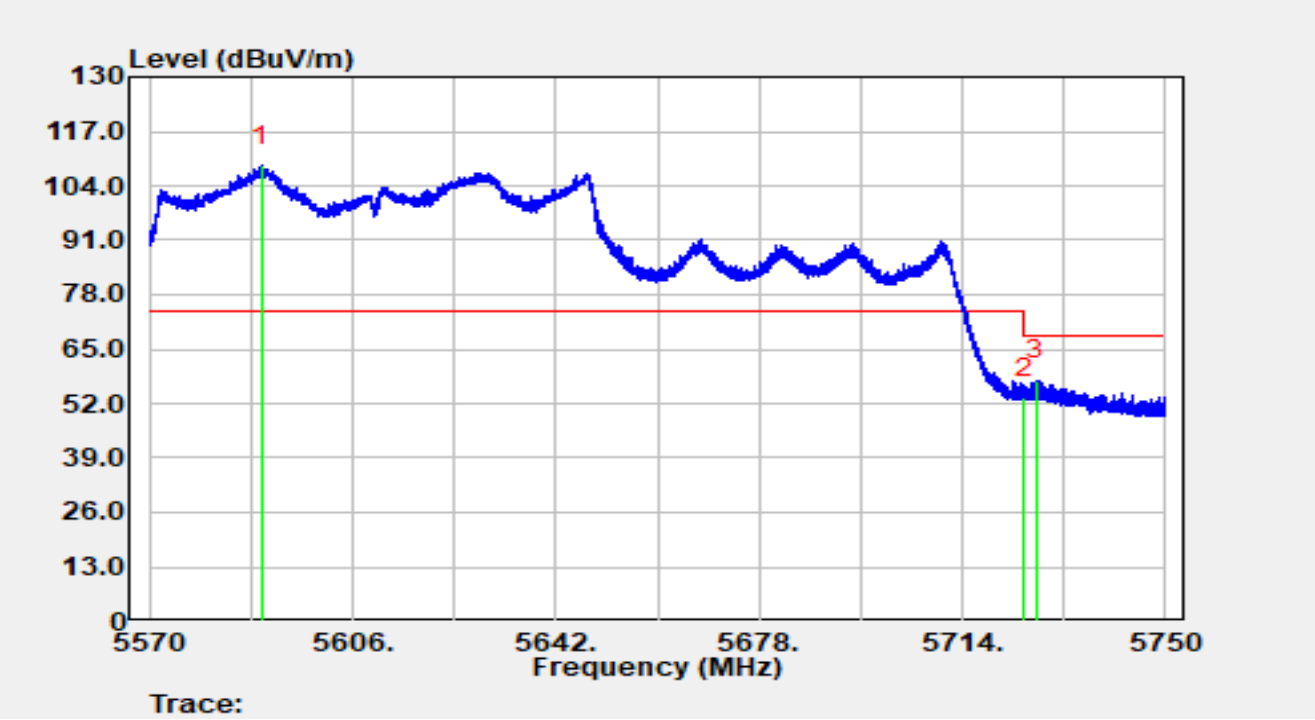

No	Mark	Frequency (MHz)	Reading (dBμV)	C.F (dB/m)	Measurement (dBμV/m)	Margin (dB)	Limit (dBμV/m)	Detector
1		5589.872	60.95	47.88	108.83	N/A	N/A	Peak
2		5725.000	50.53	2.78	53.31	-14.89	68.20	Peak
3	*	5727.086	55.69	1.77	57.46	-10.74	68.20	Peak

Notes:

1. " * " indicates the worst-case emission level observed during the measurement.
2. C.F (dB/m) = Antenna Factor (dB/m) + Cable Loss (dB) + Attenuation (dB) - AMP (dB).
3. Measurement (dBμV/m) = Reading (dBμV) + C.F (dB/m).

Site	SIP-AC2	Test Date	2025-08-08
Temperature	21.5 °C	Humidity	67.9%
Limit	FCC_Part 15.407_Band Edge(3 m)	Test Engineer	Justin Guo
Factor	BBHA 9120D_02042	Polarity	Horizontal
EUT	OmniAccess Stellar (AP571e)	Test Voltage	By PoE
Test Mode	Transmit by 802.11ac-VHT80 at 5775 MHz		

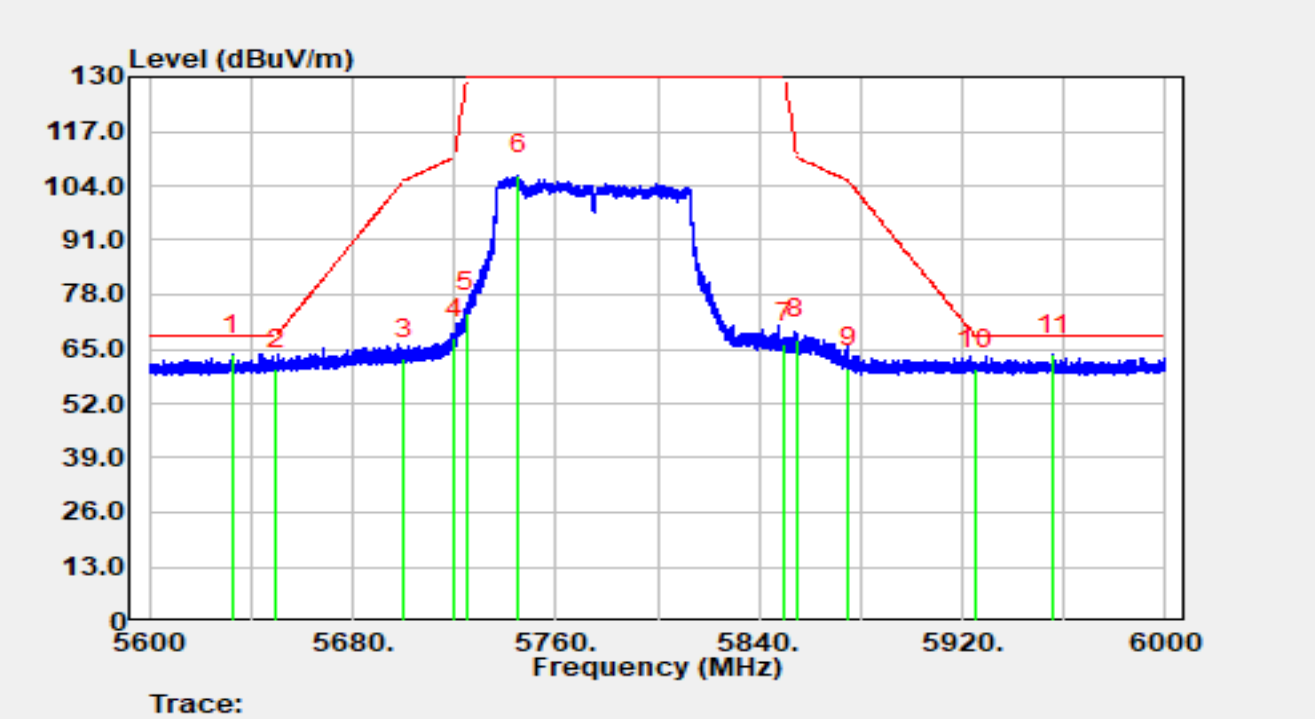

No	Mark	Frequency (MHz)	Reading (dBμV)	C.F (dB/m)	Measurement (dBμV/m)	Margin (dB)	Limit (dBμV/m)	Detector
1	*	5632.480	67.00	-3.35	63.65	-4.55	68.20	Peak
2		5650.000	63.51	-3.39	60.12	-8.08	68.20	Peak
3		5700.000	65.98	-3.36	62.62	-42.58	105.20	Peak
4		5720.000	70.80	-3.24	67.57	-43.23	110.80	Peak
5		5725.000	76.91	-3.21	73.70	-56.30	130.00	Peak
6		5745.120	109.72	-3.16	106.55	N/A	N/A	Peak
7		5850.000	69.24	-2.82	66.42	-63.58	130.00	Peak
8		5855.000	70.07	-2.71	67.36	-43.44	110.80	Peak
9		5875.000	63.40	-2.82	60.58	-44.62	105.20	Peak
10		5925.000	62.84	-2.64	60.20	-8.00	68.20	Peak
11		5956.120	66.25	-2.65	63.60	-4.60	68.20	Peak

Notes:

1. " * " indicates the worst-case emission level observed during the measurement.

2. C.F (dB/m) = Antenna Factor (dB/m) + Cable Loss (dB) + Attenuation (dB) - AMP (dB).

3. Measurement (dBμV/m) = Reading (dBμV) + C.F (dB/m).

Site	SIP-AC2	Test Date	2025-08-08
Temperature	21.5 °C	Humidity	67.9%
Limit	FCC_Part 15.407_Band Edge(3 m)	Test Engineer	Justin Guo
Factor	BBHA 9120D_02042	Polarity	Vertical
EUT	OmniAccess Stellar (AP571e)	Test Voltage	By PoE
Test Mode	Transmit by 802.11ac-VHT80 at 5775 MHz		

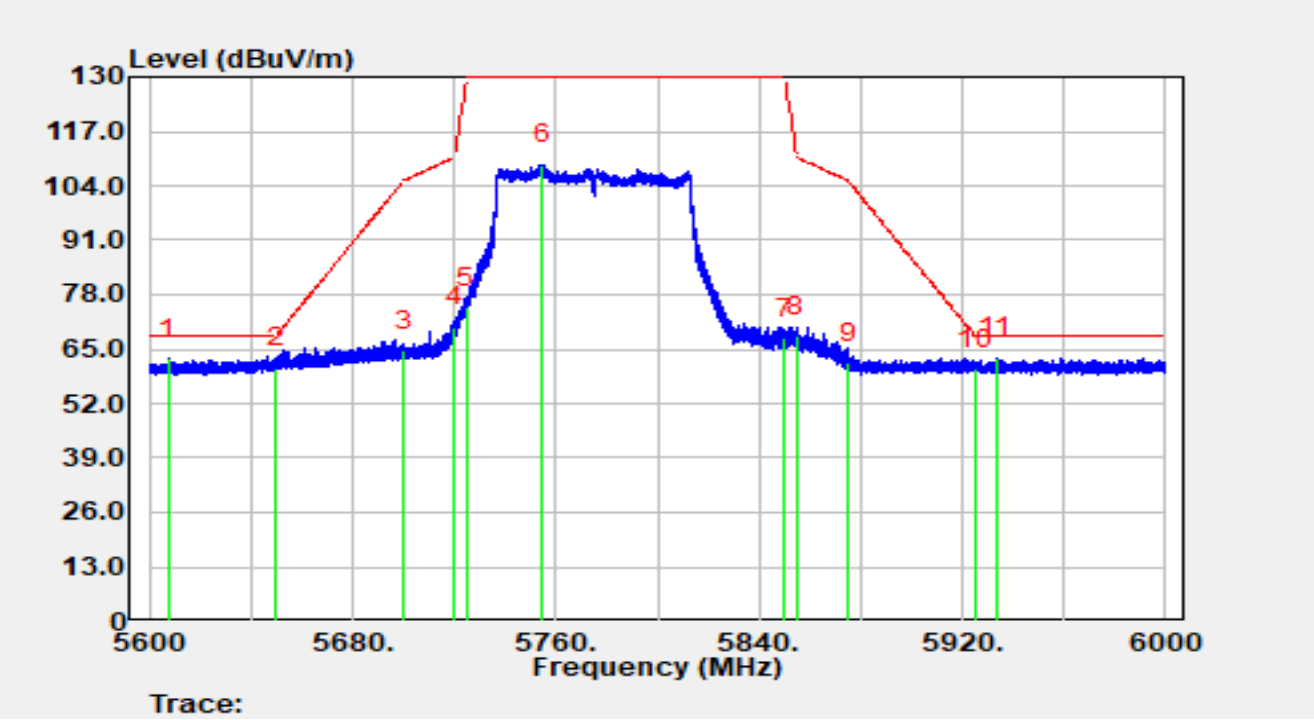

No	Mark	Frequency (MHz)	Reading (dBμV)	C.F (dB/m)	Measurement (dBμV/m)	Margin (dB)	Limit (dBμV/m)	Detector
1		5607.440	65.82	-3.26	62.57	-5.63	68.20	Peak
2		5650.000	63.79	-3.39	60.40	-7.80	68.20	Peak
3		5700.000	67.89	-3.36	64.52	-40.68	105.20	Peak
4		5720.000	73.42	-3.24	70.18	-40.62	110.80	Peak
5		5725.000	78.25	-3.21	75.04	-54.96	130.00	Peak
6		5754.600	112.39	-3.29	109.10	N/A	N/A	Peak
7		5850.000	70.48	-2.82	67.66	-62.34	130.00	Peak
8		5855.000	70.85	-2.71	68.13	-42.67	110.80	Peak
9		5875.000	64.44	-2.82	61.62	-43.58	105.20	Peak
10		5925.000	62.85	-2.64	60.21	-7.99	68.20	Peak
11	*	5933.160	65.62	-2.68	62.94	-5.26	68.20	Peak

Notes:

1. " * " indicates the worst-case emission level observed during the measurement.

2. C.F (dB/m) = Antenna Factor (dB/m) + Cable Loss (dB) + Attenuation (dB) - AMP (dB).

3. Measurement (dBμV/m) = Reading (dBμV) + C.F (dB/m).

Site	SIP-AC3	Test Date	2025-08-11
Temperature	24.9 °C	Humidity	70.3%
Limit	FCC_Part 15_Band Edge(3 m)	Test Engineer	Mero Zhou
Factor	HF907_102861	Polarity	Horizontal
EUT	OmniAccess Stellar (AP571e)	Test Voltage	By PoE
Test Mode	Transmit by 802.11ac-VHT160 at 5250 MHz		

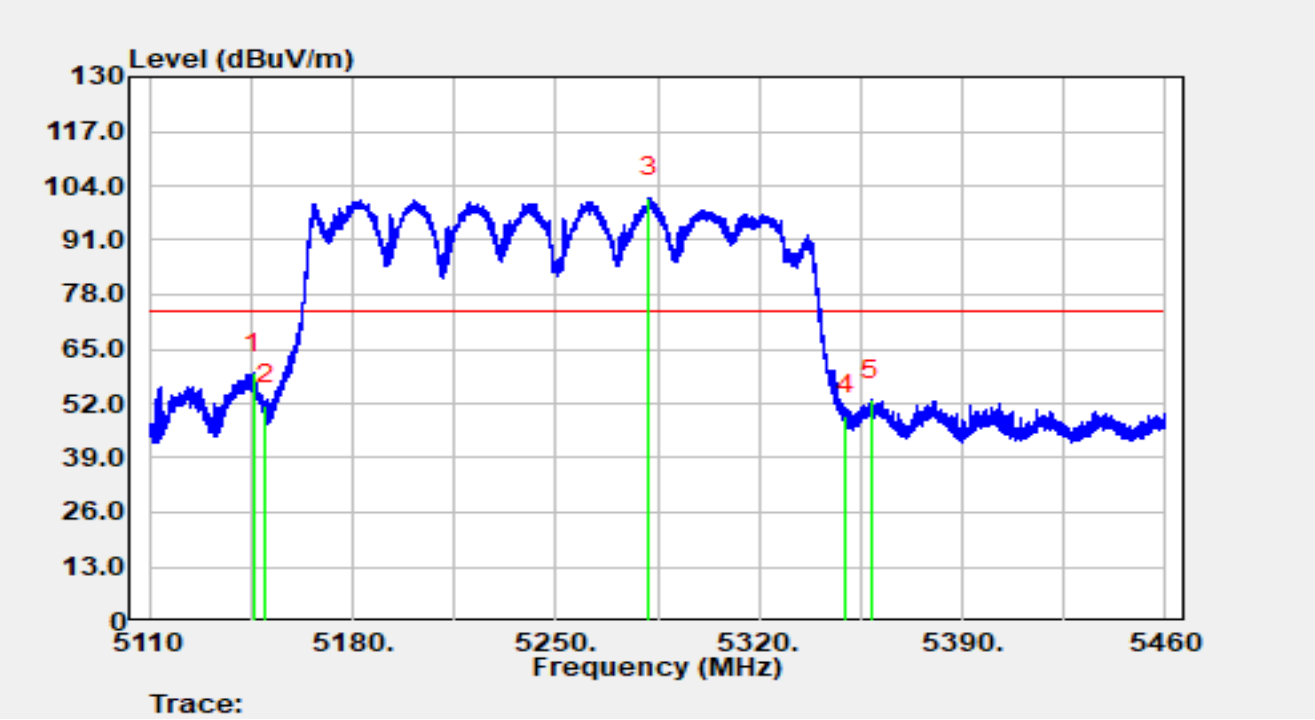

No	Mark	Frequency (MHz)	Reading (dBμV)	C.F (dB/m)	Measurement (dBμV/m)	Margin (dB)	Limit (dBμV/m)	Detector
1	*	5146.015	60.85	-1.62	59.23	-14.77	74.00	Peak
2		5150.000	52.14	-0.54	51.59	-22.41	74.00	Peak
3		5281.955	50.54	50.68	101.22	N/A	N/A	Peak
4		5350.000	46.91	2.28	49.19	-24.81	74.00	Peak
5		5358.360	53.58	-0.62	52.95	-21.05	74.00	Peak

Notes:

1. " * " indicates the worst-case emission level observed during the measurement.
2. C.F (dB/m) = Antenna Factor (dB/m) + Cable Loss (dB) + Attenuation (dB) - AMP (dB).
3. Measurement (dBμV/m) = Reading (dBμV) + C.F (dB/m).

Site	SIP-AC3	Test Date	2025-08-11
Temperature	24.9 °C	Humidity	70.3%
Limit	FCC_Part 15_Band Edge(3 m)	Test Engineer	Mero Zhou
Factor	HF907_102861	Polarity	Horizontal
EUT	OmniAccess Stellar (AP571e)	Test Voltage	By PoE
Test Mode	Transmit by 802.11ac-VHT160 at 5250 MHz		

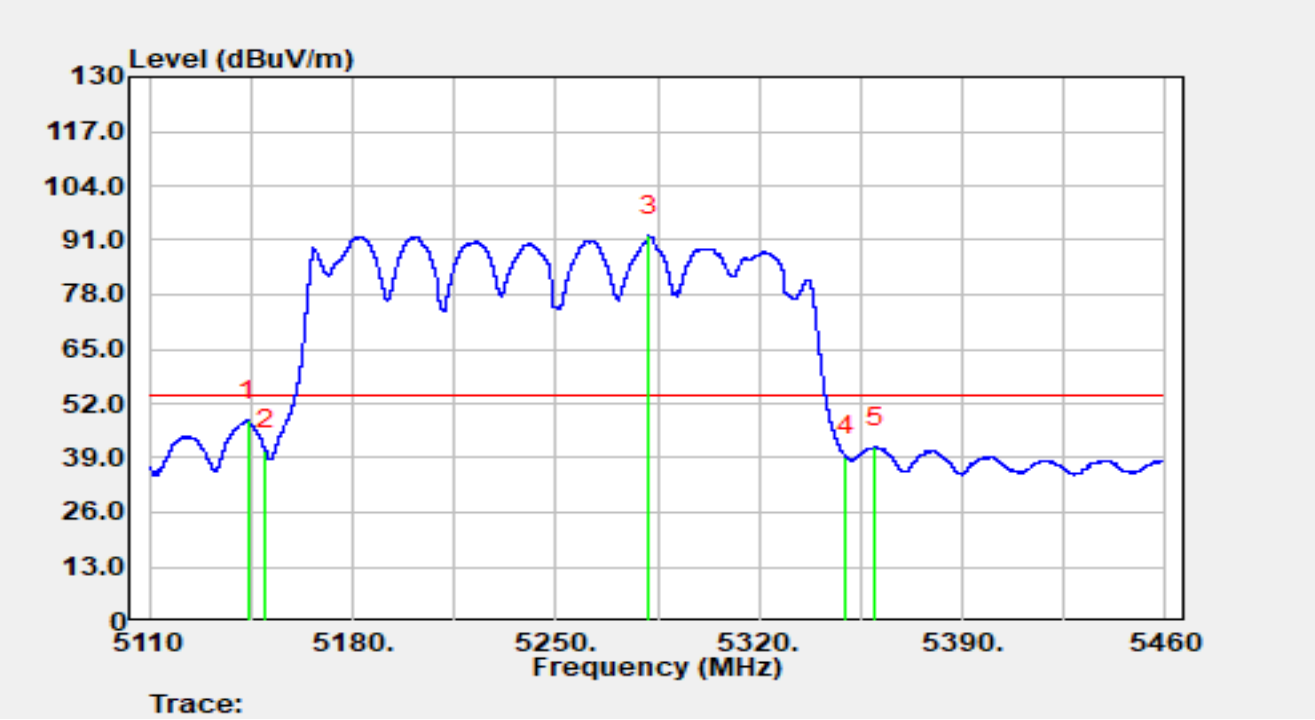

No	Mark	Frequency (MHz)	Reading (dBμV)	C.F (dB/m)	Measurement (dBμV/m)	Margin (dB)	Limit (dBμV/m)	Detector
1	*	5143.810	49.57	-1.57	48.01	-5.99	54.00	Average
2		5150.000	41.27	-0.54	40.72	-13.28	54.00	Average
3		5282.130	41.06	50.93	91.99	N/A	N/A	Average
4		5350.000	36.97	2.28	39.25	-14.75	54.00	Average
5		5360.110	42.38	-0.83	41.55	-12.45	54.00	Average

Notes:

1. " * " indicates the worst-case emission level observed during the measurement.
2. C.F (dB/m) = Antenna Factor (dB/m) + Cable Loss (dB) + Attenuation (dB) - AMP (dB).
3. Measurement (dBμV/m) = Reading (dBμV) + C.F (dB/m).

Site	SIP-AC3	Test Date	2025-08-11
Temperature	24.9 °C	Humidity	70.3%
Limit	FCC_Part 15_Band Edge(3 m)	Test Engineer	Mero Zhou
Factor	HF907_102861	Polarity	Vertical
EUT	OmniAccess Stellar (AP571e)	Test Voltage	By PoE
Test Mode	Transmit by 802.11ac-VHT160 at 5250 MHz		

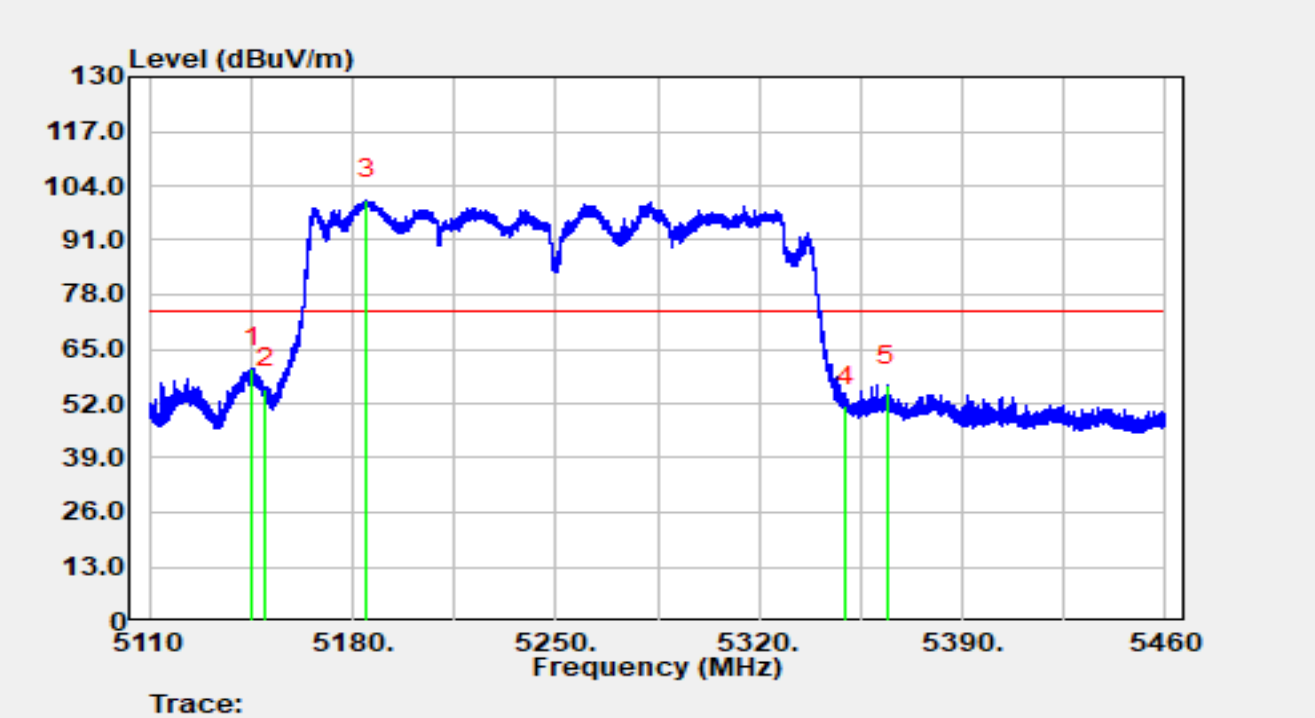

No	Mark	Frequency (MHz)	Reading (dBμV)	C.F (dB/m)	Measurement (dBμV/m)	Margin (dB)	Limit (dBμV/m)	Detector
1	*	5145.420	62.23	-1.75	60.48	-13.52	74.00	Peak
2		5150.000	55.98	-0.54	55.43	-18.57	74.00	Peak
3		5184.970	62.38	38.38	100.76	N/A	N/A	Peak
4		5350.000	49.13	2.28	51.41	-22.59	74.00	Peak
5		5363.855	57.60	-1.20	56.40	-17.60	74.00	Peak

Notes:

1. " * " indicates the worst-case emission level observed during the measurement.
2. C.F (dB/m) = Antenna Factor (dB/m) + Cable Loss (dB) + Attenuation (dB) - AMP (dB).
3. Measurement (dBμV/m) = Reading (dBμV) + C.F (dB/m).

Site	SIP-AC3	Test Date	2025-08-11
Temperature	24.9 °C	Humidity	70.3%
Limit	FCC_Part 15_Band Edge(3 m)	Test Engineer	Mero Zhou
Factor	HF907_102861	Polarity	Vertical
EUT	OmniAccess Stellar (AP571e)	Test Voltage	By PoE
Test Mode	Transmit by 802.11ac-VHT160 at 5250 MHz		

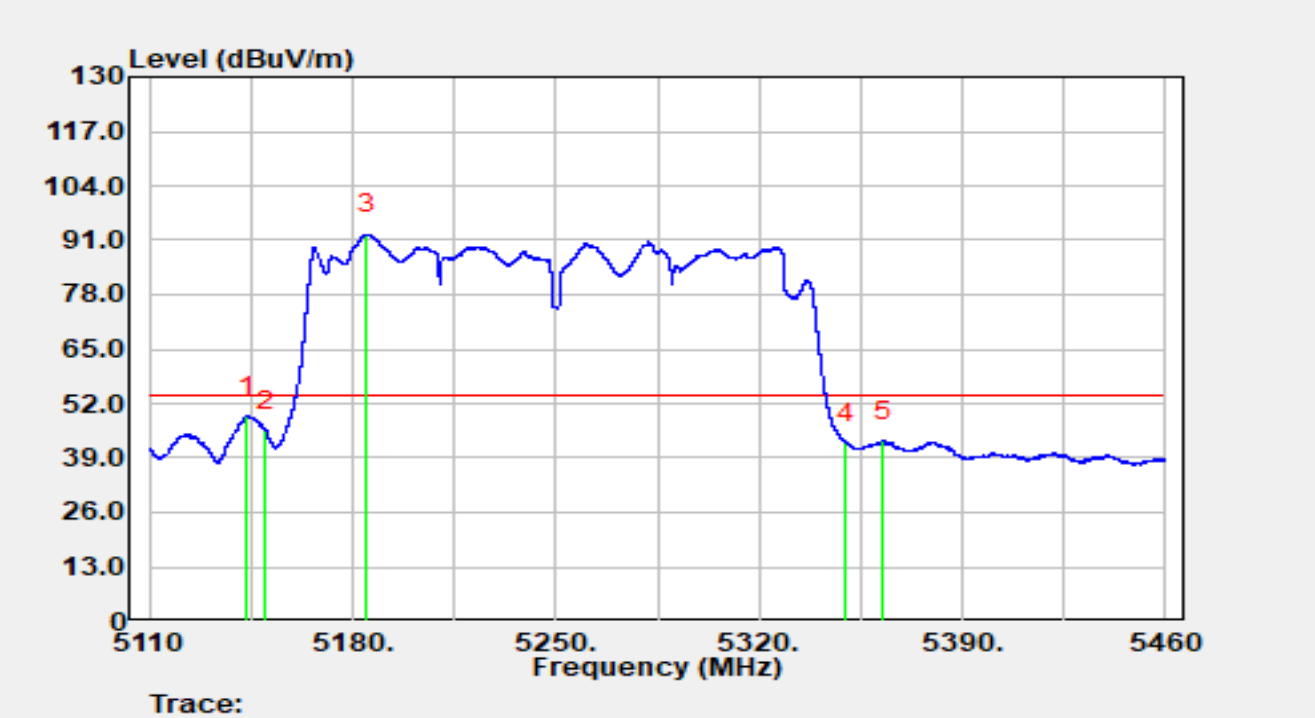

No	Mark	Frequency (MHz)	Reading (dBμV)	C.F (dB/m)	Measurement (dBμV/m)	Margin (dB)	Limit (dBμV/m)	Detector
1	*	5143.460	50.53	-1.55	48.98	-5.02	54.00	Average
2		5150.000	46.12	-0.54	45.57	-8.43	54.00	Average
3		5184.865	53.97	38.49	92.45	N/A	N/A	Average
4		5350.000	40.34	2.28	42.62	-11.38	54.00	Average
5		5362.875	44.10	-1.13	42.98	-11.02	54.00	Average

Notes:

1. " * " indicates the worst-case emission level observed during the measurement.
2. C.F (dB/m) = Antenna Factor (dB/m) + Cable Loss (dB) + Attenuation (dB) - AMP (dB).
3. Measurement (dBμV/m) = Reading (dBμV) + C.F (dB/m).

Site	SIP-AC2	Test Date	2025-08-08
Temperature	21.5 °C	Humidity	67.9%
Limit	FCC_Part 15_Band Edge(3 m)	Test Engineer	Justin Guo
Factor	BBHA 9120D_02042	Polarity	Horizontal
EUT	OmniAccess Stellar (AP571e)	Test Voltage	By PoE
Test Mode	Transmit by 802.11ac-VHT160 at 5570 MHz		

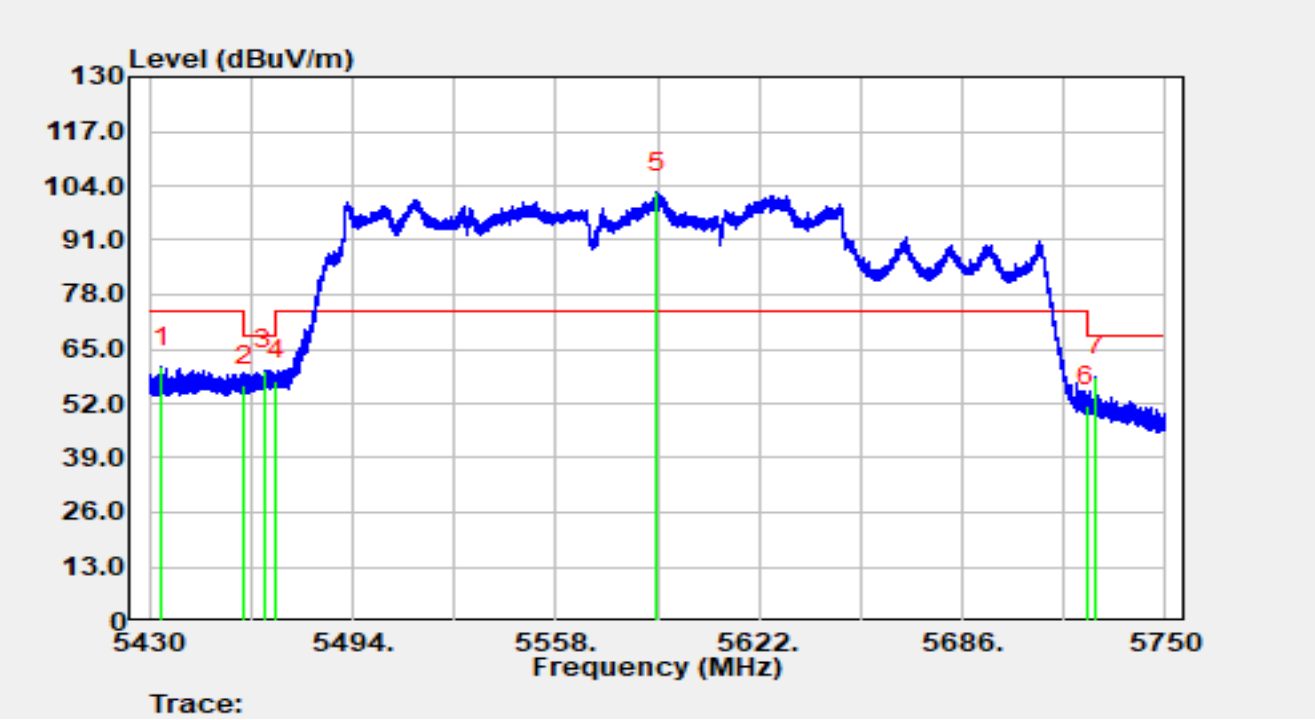

No	Mark	Frequency (MHz)	Reading (dBμV)	C.F (dB/m)	Measurement (dBμV/m)	Margin (dB)	Limit (dBμV/m)	Detector
1		5433.808	62.67	-1.88	60.79	-13.21	74.00	Peak
2		5460.000	57.37	-1.09	56.29	-11.91	68.20	Peak
3	*	5466.352	60.19	-0.24	59.96	-8.24	68.20	Peak
4		5470.000	56.97	0.57	57.55	-10.65	68.20	Peak
5		5589.648	54.88	47.48	102.36	N/A	N/A	Peak
6		5725.000	48.70	2.78	51.49	-16.71	68.20	Peak
7		5727.920	57.09	1.50	58.59	-9.61	68.20	Peak

Notes:

1. " * " indicates the worst-case emission level observed during the measurement.
2. C.F (dB/m) = Antenna Factor (dB/m) + Cable Loss (dB) + Attenuation (dB) - AMP (dB).
3. Measurement (dBμV/m) = Reading (dBμV) + C.F (dB/m).

Site	SIP-AC2	Test Date	2025-08-08
Temperature	21.5 °C	Humidity	67.9%
Limit	FCC_Part 15_Band Edge(3 m)	Test Engineer	Justin Guo
Factor	BBHA 9120D_02042	Polarity	Horizontal
EUT	OmniAccess Stellar (AP571e)	Test Voltage	By PoE
Test Mode	Transmit by 802.11ac-VHT160 at 5570 MHz		

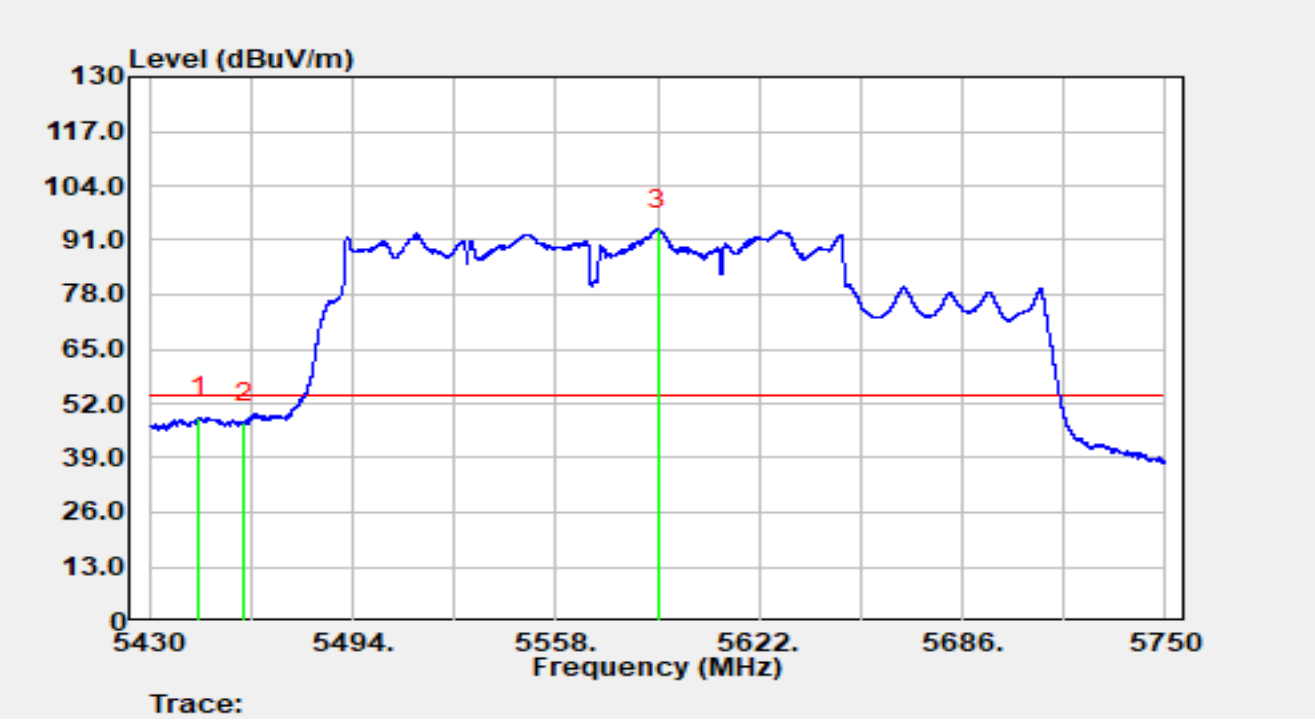

No	Mark	Frequency (MHz)	Reading (dBμV)	C.F (dB/m)	Measurement (dBμV/m)	Margin (dB)	Limit (dBμV/m)	Detector
1	*	5445.808	50.49	-1.68	48.81	-5.19	54.00	Average
2		5460.000	48.49	-1.09	47.40	-6.60	54.00	Average
3		5590.128	45.37	48.27	93.64	N/A	N/A	Average

Notes:

1. " * " indicates the worst-case emission level observed during the measurement.
2. C.F (dB/m) = Antenna Factor (dB/m) + Cable Loss (dB) + Attenuation (dB) - AMP (dB).
3. Measurement (dBμV/m) = Reading (dBμV) + C.F (dB/m).

Site	SIP-AC2	Test Date	2025-08-08
Temperature	21.5 °C	Humidity	67.9%
Limit	FCC_Part 15_Band Edge(3 m)	Test Engineer	Justin Guo
Factor	BBHA 9120D_02042	Polarity	Vertical
EUT	OmniAccess Stellar (AP571e)	Test Voltage	By PoE
Test Mode	Transmit by 802.11ac-VHT160 at 5570 MHz		

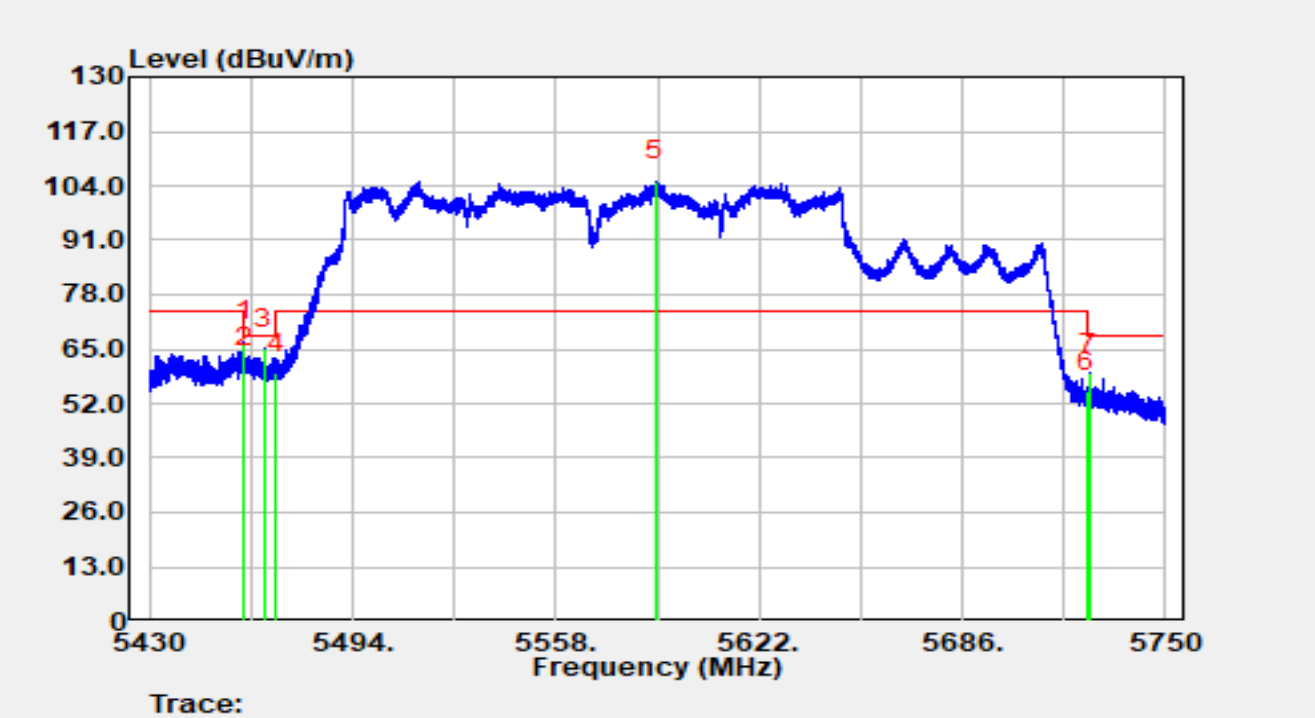

No	Mark	Frequency (MHz)	Reading (dBμV)	C.F (dB/m)	Measurement (dBμV/m)	Margin (dB)	Limit (dBμV/m)	Detector
1		5459.760	67.93	-1.11	66.82	-7.18	74.00	Peak
2		5460.000	61.51	-1.09	60.42	-7.78	68.20	Peak
3	*	5466.160	65.44	-0.28	65.16	-3.04	68.20	Peak
4		5470.000	58.77	0.57	59.34	-8.86	68.20	Peak
5		5589.456	57.94	47.14	105.07	N/A	N/A	Peak
6		5725.000	51.96	2.78	54.74	-13.46	68.20	Peak
7		5726.128	57.00	2.18	59.18	-9.02	68.20	Peak

Notes:

1. " * " indicates the worst-case emission level observed during the measurement.
2. C.F (dB/m) = Antenna Factor (dB/m) + Cable Loss (dB) + Attenuation (dB) - AMP (dB).
3. Measurement (dBμV/m) = Reading (dBμV) + C.F (dB/m)

Site	SIP-AC2	Test Date	2025-08-08
Temperature	21.5 °C	Humidity	67.9%
Limit	FCC_Part 15_Band Edge(3 m)	Test Engineer	Justin Guo
Factor	BBHA 9120D_02042	Polarity	Vertical
EUT	OmniAccess Stellar (AP571e)	Test Voltage	By PoE
Test Mode	Transmit by 802.11ac-VHT160 at 5570 MHz		

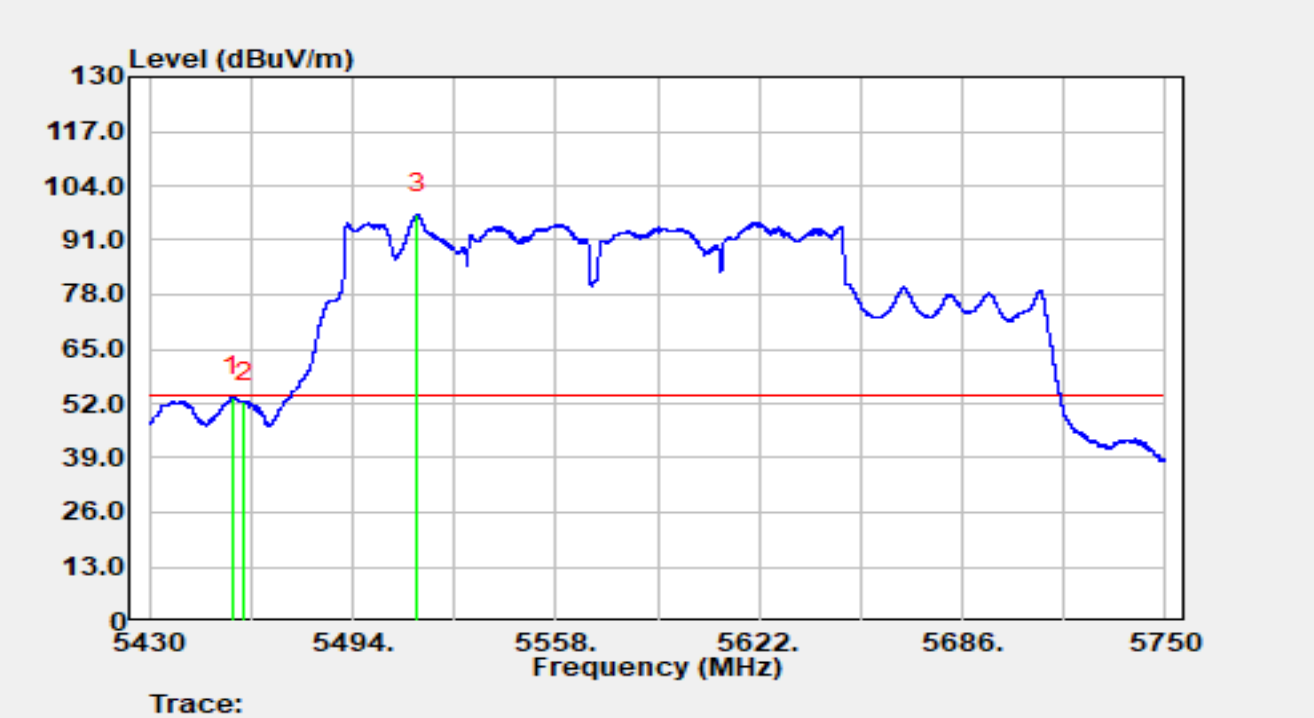

No	Mark	Frequency (MHz)	Reading (dBμV)	C.F (dB/m)	Measurement (dBμV/m)	Margin (dB)	Limit (dBμV/m)	Detector
1	*	5456.144	54.92	-1.38	53.54	-0.46	54.00	Average
2		5460.000	53.51	-1.09	52.42	-1.58	54.00	Average
3		5514.320	51.80	45.35	97.15	N/A	N/A	Average

Notes:

1. " * " indicates the worst-case emission level observed during the measurement.
2. C.F (dB/m) = Antenna Factor (dB/m) + Cable Loss (dB) + Attenuation (dB) - AMP (dB).
3. Measurement (dBμV/m) = Reading (dBμV) + C.F (dB/m).

Site	SIP-AC3	Test Date	2025-08-11
Temperature	24.9 °C	Humidity	70.3%
Limit	FCC_Part 15_Band Edge(3 m)	Test Engineer	Mero Zhou
Factor	HF907_102861	Polarity	Horizontal
EUT	OmniAccess Stellar (AP571e)	Test Voltage	By PoE
Test Mode	Transmit by 802.11ax-HE20 at 5180 MHz		

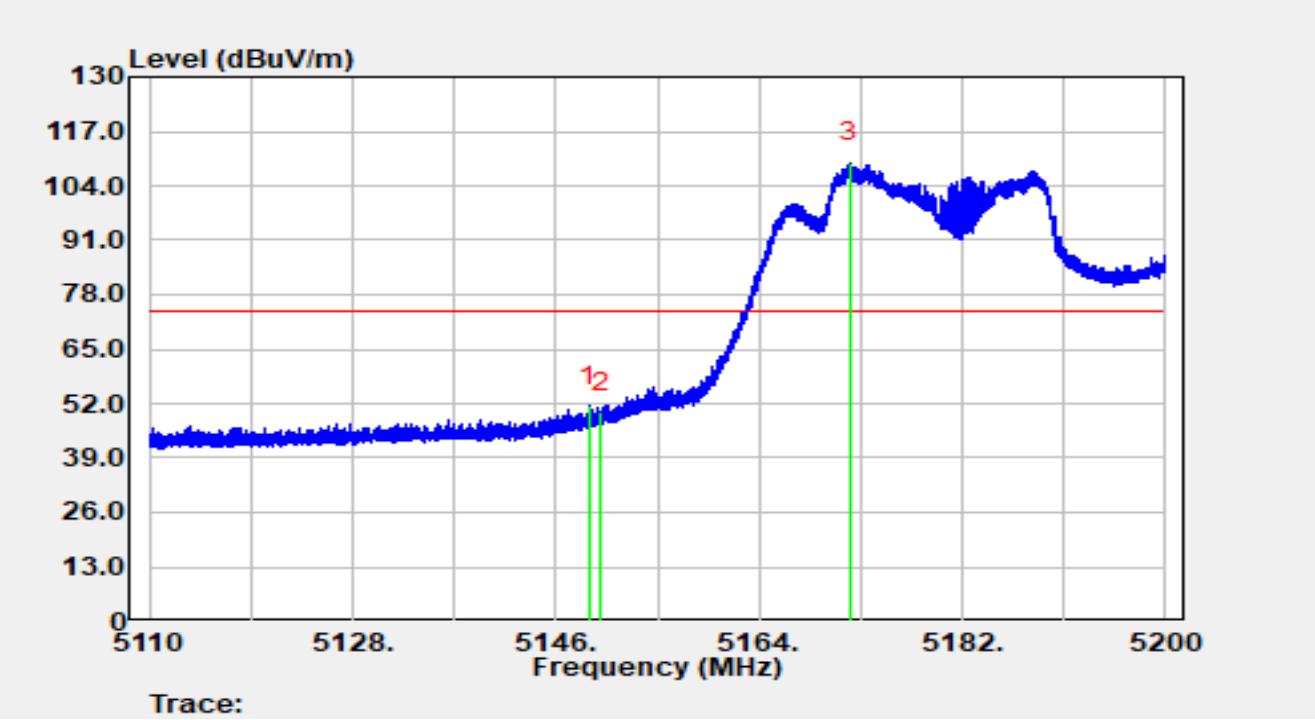

No	Mark	Frequency (MHz)	Reading (dBμV)	C.F (dB/m)	Measurement (dBμV/m)	Margin (dB)	Limit (dBμV/m)	Detector
1	*	5148.979	52.45	-1.10	51.34	-22.66	74.00	Peak
2		5150.000	50.42	-0.54	49.88	-24.12	74.00	Peak
3		5171.983	62.37	47.13	109.50	N/A	N/A	Peak

Notes:

1. " * " indicates the worst-case emission level observed during the measurement.
2. C.F (dB/m) = Antenna Factor (dB/m) + Cable Loss (dB) + Attenuation (dB) - AMP (dB).
3. Measurement (dBμV/m) = Reading (dBμV) + C.F (dB/m).

Site	SIP-AC3	Test Date	2025-08-11
Temperature	24.9 °C	Humidity	70.3%
Limit	FCC_Part 15_Band Edge(3 m)	Test Engineer	Mero Zhou
Factor	HF907_102861	Polarity	Horizontal
EUT	OmniAccess Stellar (AP571e)	Test Voltage	By PoE
Test Mode	Transmit by 802.11ax-HE20 at 5180 MHz		

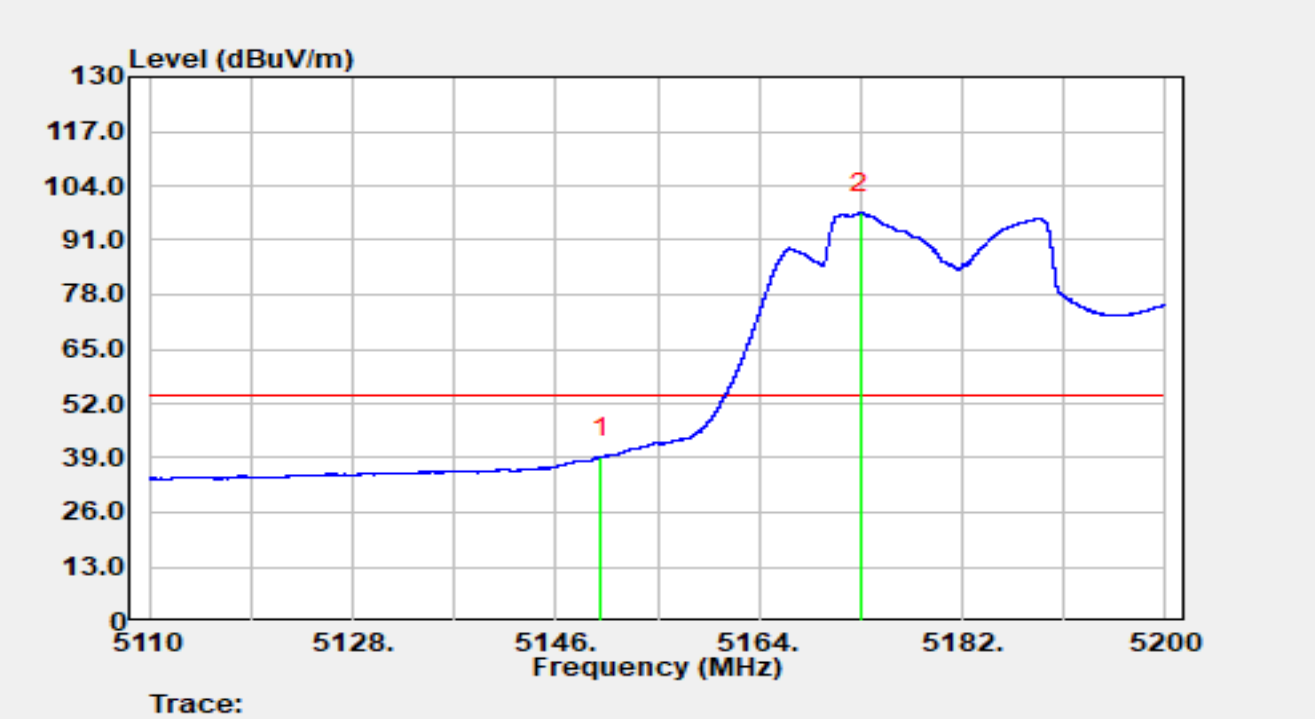

No	Mark	Frequency (MHz)	Reading (dBμV)	C.F (dB/m)	Measurement (dBμV/m)	Margin (dB)	Limit (dBμV/m)	Detector
1	*	5150.000	39.74	-0.54	39.20	-14.80	54.00	Average
2		5173.009	49.14	48.32	97.46	N/A	N/A	Average

Notes:

1. " * " indicates the worst-case emission level observed during the measurement.
2. C.F (dB/m) = Antenna Factor (dB/m) + Cable Loss (dB) + Attenuation (dB) - AMP (dB).
3. Measurement (dBμV/m) = Reading (dBμV) + C.F (dB/m)

Site	SIP-AC3	Test Date	2025-08-11
Temperature	24.9 °C	Humidity	70.3%
Limit	FCC_Part 15_Band Edge(3 m)	Test Engineer	Mero Zhou
Factor	HF907_102861	Polarity	Vertical
EUT	OmniAccess Stellar (AP571e)	Test Voltage	By PoE
Test Mode	Transmit by 802.11ax-HE20 at 5180 MHz		

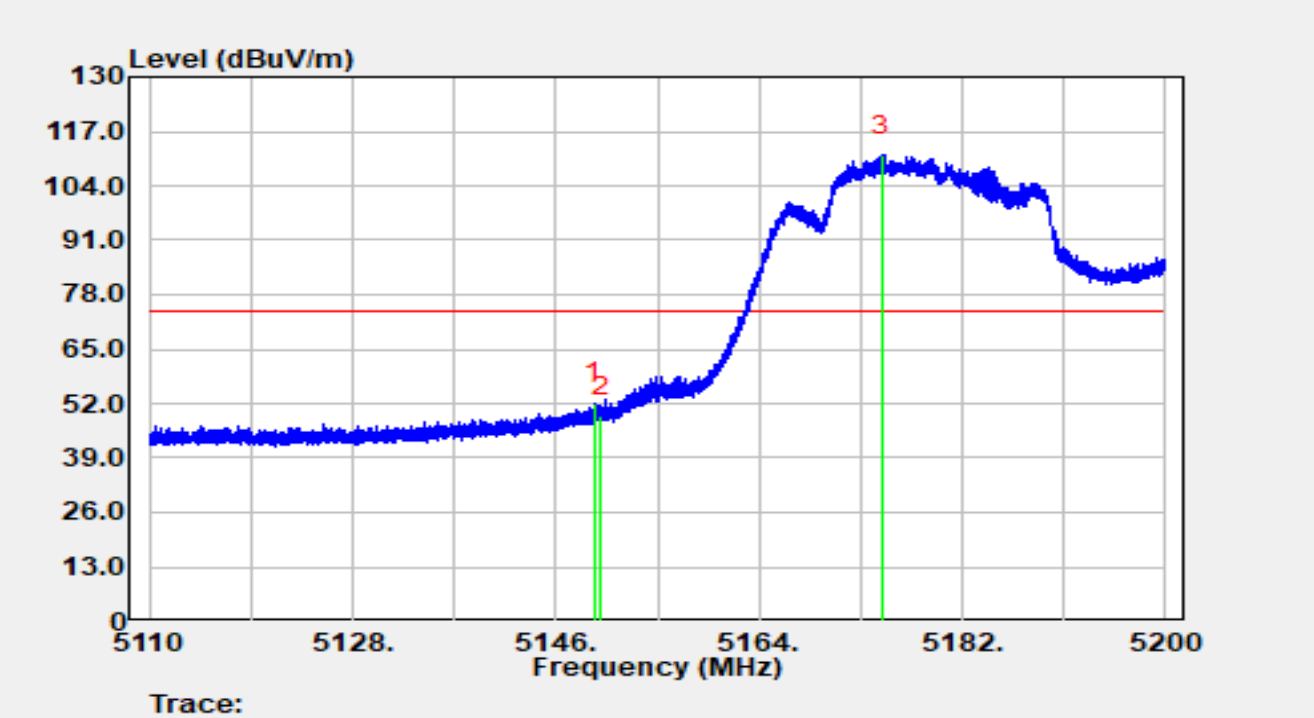

No	Mark	Frequency (MHz)	Reading (dBμV)	C.F (dB/m)	Measurement (dBμV/m)	Margin (dB)	Limit (dBμV/m)	Detector
1	*	5149.357	53.10	-0.91	52.20	-21.80	74.00	Peak
2		5150.000	49.56	-0.54	49.02	-24.98	74.00	Peak
3		5174.881	61.77	49.44	111.20	N/A	N/A	Peak

Notes:

1. " * " indicates the worst-case emission level observed during the measurement.
2. C.F (dB/m) = Antenna Factor (dB/m) + Cable Loss (dB) + Attenuation (dB) - AMP (dB).
3. Measurement (dBμV/m) = Reading (dBμV) + C.F (dB/m).

Site	SIP-AC3	Test Date	2025-08-11
Temperature	24.9 °C	Humidity	70.3%
Limit	FCC_Part 15_Band Edge(3 m)	Test Engineer	Mero Zhou
Factor	HF907_102861	Polarity	Vertical
EUT	OmniAccess Stellar (AP571e)	Test Voltage	By PoE
Test Mode	Transmit by 802.11ax-HE20 at 5180 MHz		

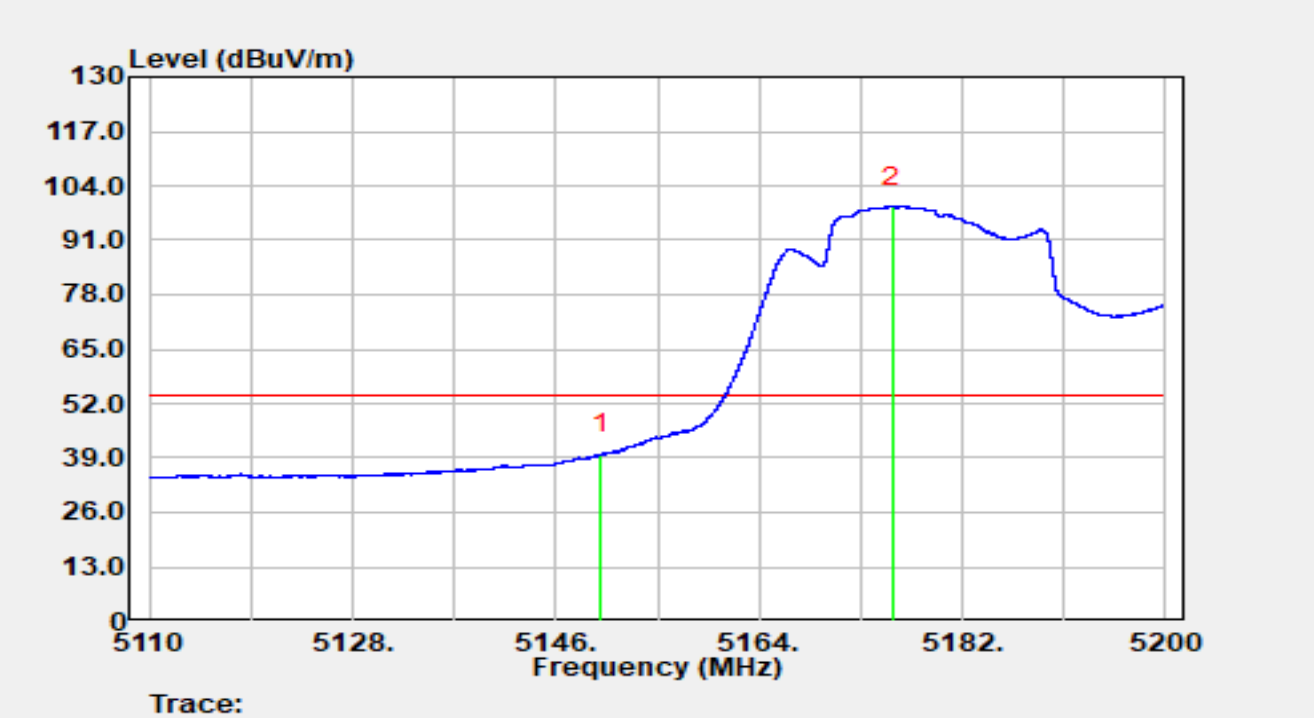

No	Mark	Frequency (MHz)	Reading (dBμV)	C.F (dB/m)	Measurement (dBμV/m)	Margin (dB)	Limit (dBμV/m)	Detector
1	*	5150.000	40.44	-0.54	39.90	-14.10	54.00	Average
2		5175.781	49.99	49.08	99.07	N/A	N/A	Average

Notes:

1. " * " indicates the worst-case emission level observed during the measurement.
2. C.F (dB/m) = Antenna Factor (dB/m) + Cable Loss (dB) + Attenuation (dB) - AMP (dB).
3. Measurement (dBμV/m) = Reading (dBμV) + C.F (dB/m).

Site	SIP-AC3	Test Date	2025-08-11
Temperature	24.9 °C	Humidity	70.3%
Limit	FCC_Part 15_Band Edge(3 m)	Test Engineer	Mero Zhou
Factor	HF907_102861	Polarity	Horizontal
EUT	OmniAccess Stellar (AP571e)	Test Voltage	By PoE
Test Mode	Transmit by 802.11ax-HE20 at 5320 MHz		

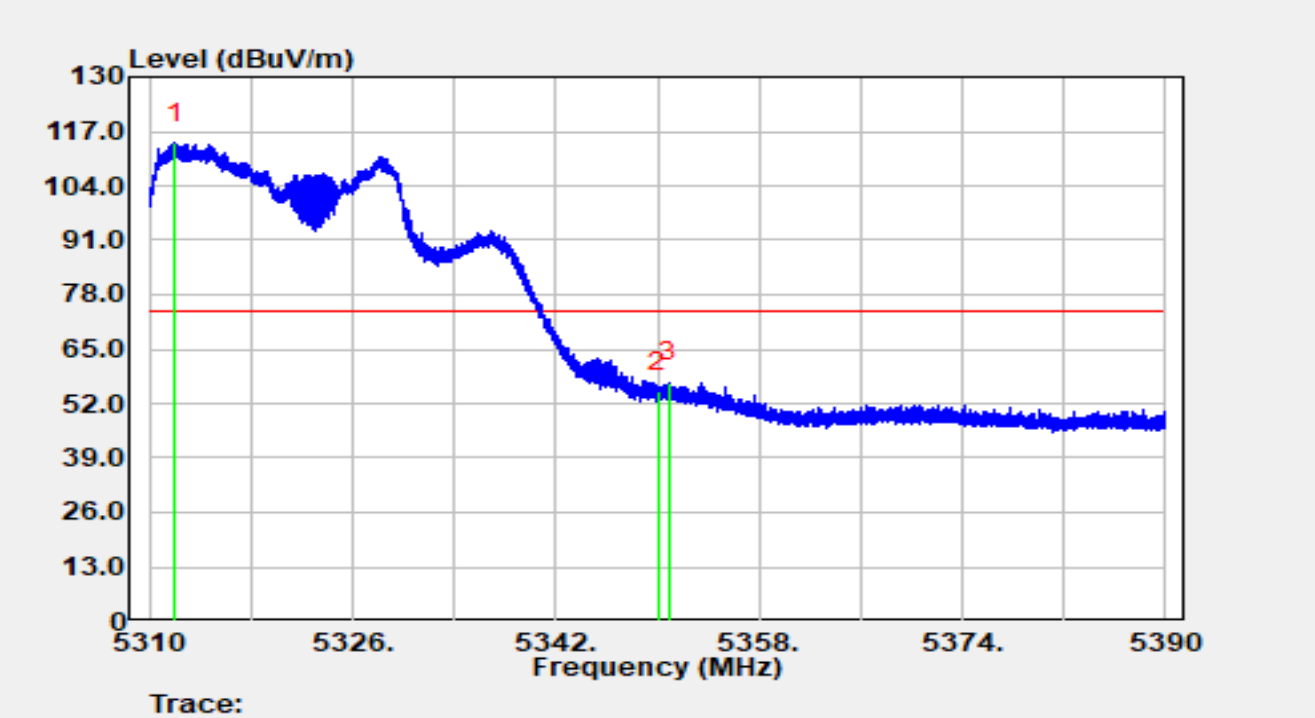

No	Mark	Frequency (MHz)	Reading (dBμV)	C.F (dB/m)	Measurement (dBμV/m)	Margin (dB)	Limit (dBμV/m)	Detector
1		5312.016	67.35	46.93	114.28	N/A	N/A	Peak
2		5350.000	52.56	2.28	54.84	-19.16	74.00	Peak
3	*	5350.936	55.40	1.69	57.09	-16.91	74.00	Peak

Notes:

1. " * " indicates the worst-case emission level observed during the measurement.
2. C.F (dB/m) = Antenna Factor (dB/m) + Cable Loss (dB) + Attenuation (dB) - AMP (dB).
3. Measurement (dBμV/m) = Reading (dBμV) + C.F (dB/m).

Site	SIP-AC3	Test Date	2025-08-11
Temperature	24.9 °C	Humidity	70.3%
Limit	FCC_Part 15_Band Edge(3 m)	Test Engineer	Mero Zhou
Factor	HF907_102861	Polarity	Horizontal
EUT	OmniAccess Stellar (AP571e)	Test Voltage	By PoE
Test Mode	Transmit by 802.11ax-HE20 at 5320 MHz		

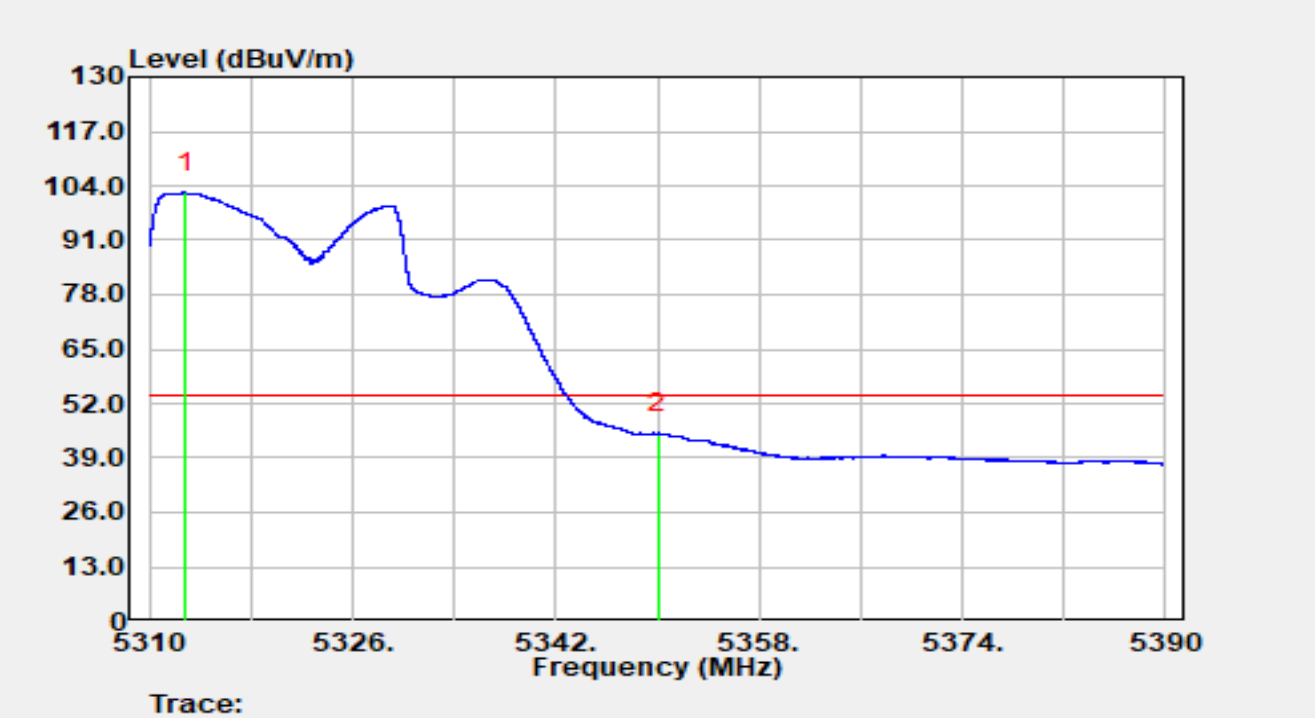

No	Mark	Frequency (MHz)	Reading (dBμV)	C.F (dB/m)	Measurement (dBμV/m)	Margin (dB)	Limit (dBμV/m)	Detector
1		5312.808	54.27	48.04	102.31	N/A	N/A	Average
2	*	5350.000	42.57	2.28	44.85	-9.15	54.00	Average

Notes:

1. " * " indicates the worst-case emission level observed during the measurement.
2. C.F (dB/m) = Antenna Factor (dB/m) + Cable Loss (dB) + Attenuation (dB) - AMP (dB).
3. Measurement (dBμV/m) = Reading (dBμV) + C.F (dB/m).

Site	SIP-AC3	Test Date	2025-08-11
Temperature	24.9 °C	Humidity	70.3%
Limit	FCC_Part 15_Band Edge(3 m)	Test Engineer	Mero Zhou
Factor	HF907_102861	Polarity	Vertical
EUT	OmniAccess Stellar (AP571e)	Test Voltage	By PoE
Test Mode	Transmit by 802.11ax-HE20 at 5320 MHz		

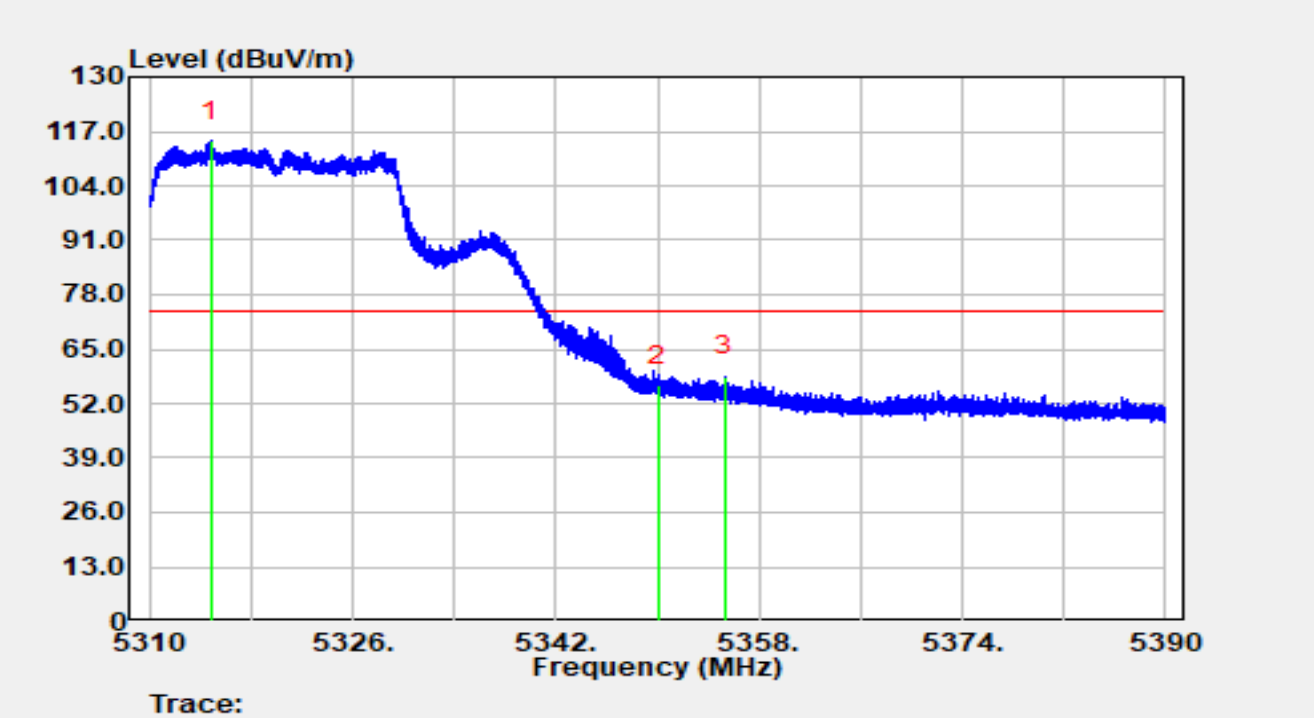

VVVVVVVVVVVVV

No	Mark	Frequency (MHz)	Reading (dBμV)	C.F (dB/m)	Measurement (dBμV/m)	Margin (dB)	Limit (dBμV/m)	Detector
1		5314.856	65.13	49.52	114.65	N/A	N/A	Peak
2		5350.000	54.13	2.28	56.41	-17.59	74.00	Peak
3	*	5355.288	58.70	-0.18	58.52	-15.48	74.00	Peak

Notes:

1. " * " indicates the worst-case emission level observed during the measurement.
2. C.F (dB/m) = Antenna Factor (dB/m) + Cable Loss (dB) + Attenuation (dB) - AMP (dB).
3. Measurement (dBμV/m) = Reading (dBμV) + C.F (dB/m).

Site	SIP-AC3	Test Date	2025-08-11
Temperature	24.9 °C	Humidity	70.3%
Limit	FCC_Part 15_Band Edge(3 m)	Test Engineer	Mero Zhou
Factor	HF907_102861	Polarity	Vertical
EUT	OmniAccess Stellar (AP571e)	Test Voltage	By PoE
Test Mode	Transmit by 802.11ax-HE20 at 5320 MHz		

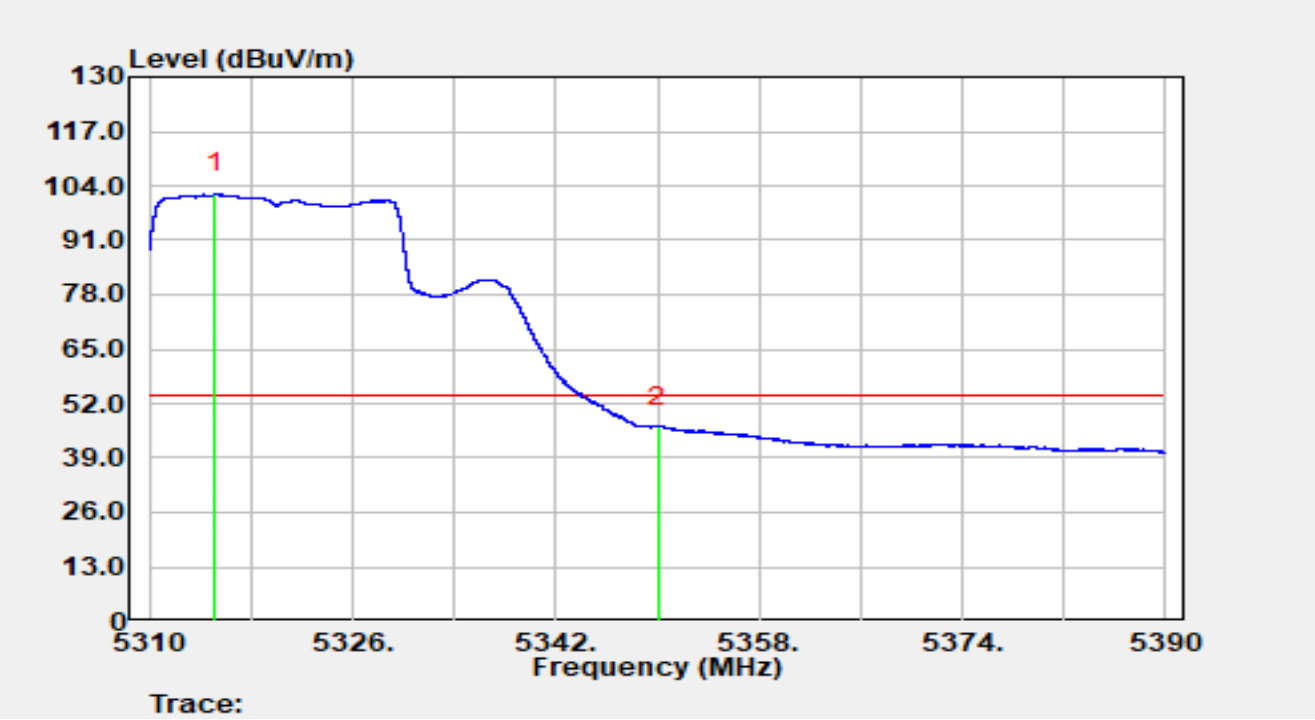

No	Mark	Frequency (MHz)	Reading (dBμV)	C.F (dB/m)	Measurement (dBμV/m)	Margin (dB)	Limit (dBμV/m)	Detector
1		5315.144	52.66	49.48	102.14	N/A	N/A	Average
2	*	5350.000	44.25	2.28	46.53	-7.47	54.00	Average

Notes:

1. " * " indicates the worst-case emission level observed during the measurement.
2. C.F (dB/m) = Antenna Factor (dB/m) + Cable Loss (dB) + Attenuation (dB) - AMP (dB).
3. Measurement (dBμV/m) = Reading (dBμV) + C.F (dB/m).

Site	SIP-AC2	Test Date	2025-08-08
Temperature	21.5 °C	Humidity	67.9%
Limit	FCC_Part 15_Band Edge(3 m)	Test Engineer	Justin Guo
Factor	BBHA 9120D_02042	Polarity	Horizontal
EUT	OmniAccess Stellar (AP571e)	Test Voltage	By PoE
Test Mode	Transmit by 802.11ax-HE20 at 5500 MHz		

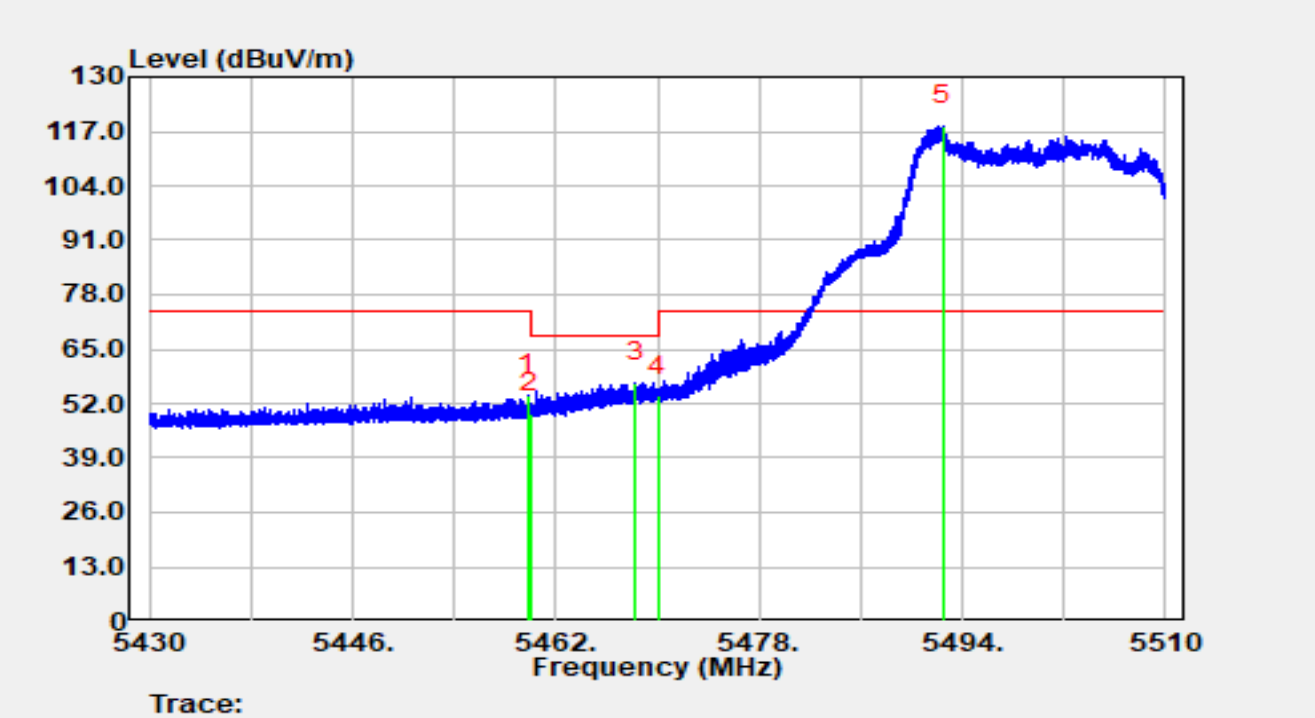

No	Mark	Frequency (MHz)	Reading (dBμV)	C.F (dB/m)	Measurement (dBμV/m)	Margin (dB)	Limit (dBμV/m)	Detector
1		5459.784	55.09	-1.11	53.99	-20.01	74.00	Peak
2		5460.000	50.78	-1.09	49.70	-18.50	68.20	Peak
3	*	5468.304	56.97	0.13	57.10	-11.10	68.20	Peak
4		5470.000	53.22	0.57	53.79	-14.41	68.20	Peak
5		5492.480	71.17	47.24	118.41	N/A	N/A	Peak

Notes:

1. " * " indicates the worst-case emission level observed during the measurement.
2. C.F (dB/m) = Antenna Factor (dB/m) + Cable Loss (dB) + Attenuation (dB) - AMP (dB).
3. Measurement (dBμV/m) = Reading (dBμV) + C.F (dB/m).

Site	SIP-AC2	Test Date	2025-08-08
Temperature	21.5 °C	Humidity	67.9%
Limit	FCC_Part 15_Band Edge(3 m)	Test Engineer	Justin Guo
Factor	BBHA 9120D_02042	Polarity	Horizontal
EUT	OmniAccess Stellar (AP571e)	Test Voltage	By PoE
Test Mode	Transmit by 802.11ax-HE20 at 5500 MHz		

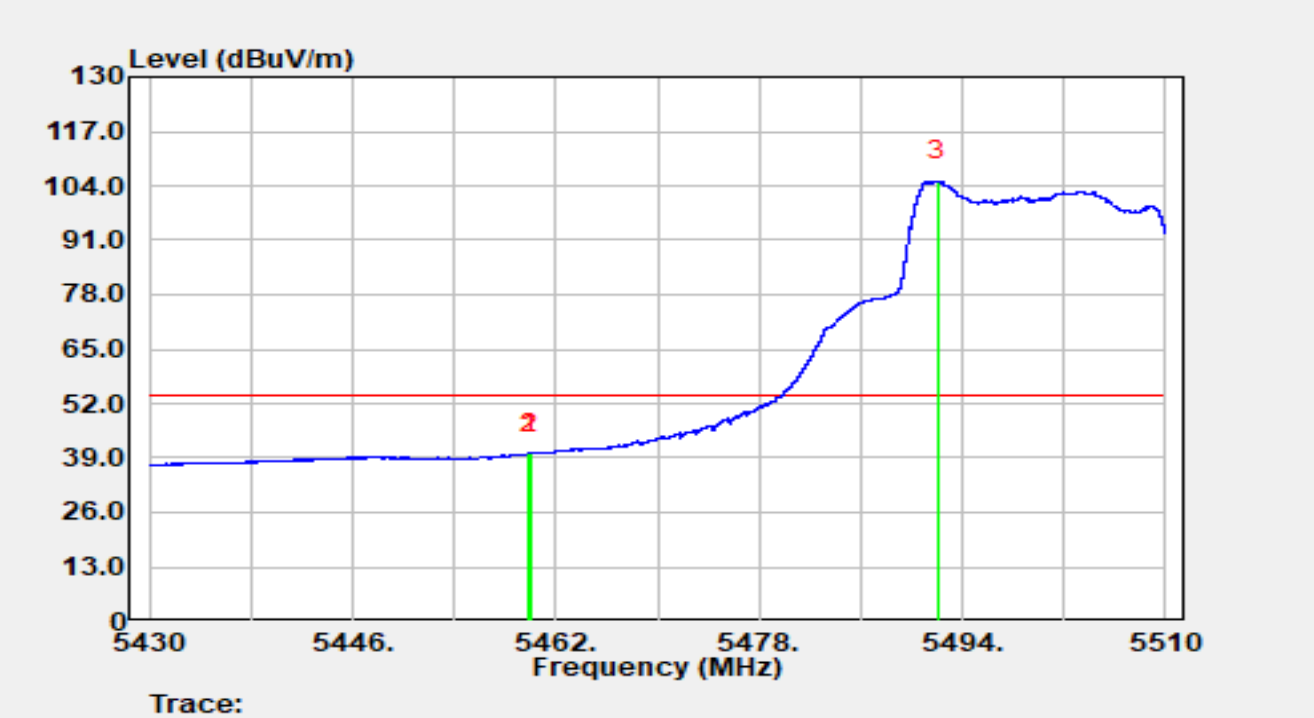

No	Mark	Frequency (MHz)	Reading (dBμV)	C.F (dB/m)	Measurement (dBμV/m)	Margin (dB)	Limit (dBμV/m)	Detector
1	*	5459.840	41.16	-1.10	40.06	-13.94	54.00	Average
2		5460.000	41.11	-1.09	40.03	-13.97	54.00	Average
3		5492.024	57.74	47.28	105.02	N/A	N/A	Average

Notes:

1. " * " indicates the worst-case emission level observed during the measurement.
2. C.F (dB/m) = Antenna Factor (dB/m) + Cable Loss (dB) + Attenuation (dB) - AMP (dB).
3. Measurement (dBμV/m) = Reading (dBμV) + C.F (dB/m).

Site	SIP-AC2	Test Date	2025-08-08
Temperature	21.5 °C	Humidity	67.9%
Limit	FCC_Part 15_Band Edge(3 m)	Test Engineer	Justin Guo
Factor	BBHA 9120D_02042	Polarity	Vertical
EUT	OmniAccess Stellar (AP571e)	Test Voltage	By PoE
Test Mode	Transmit by 802.11ax-HE20 at 5500 MHz		

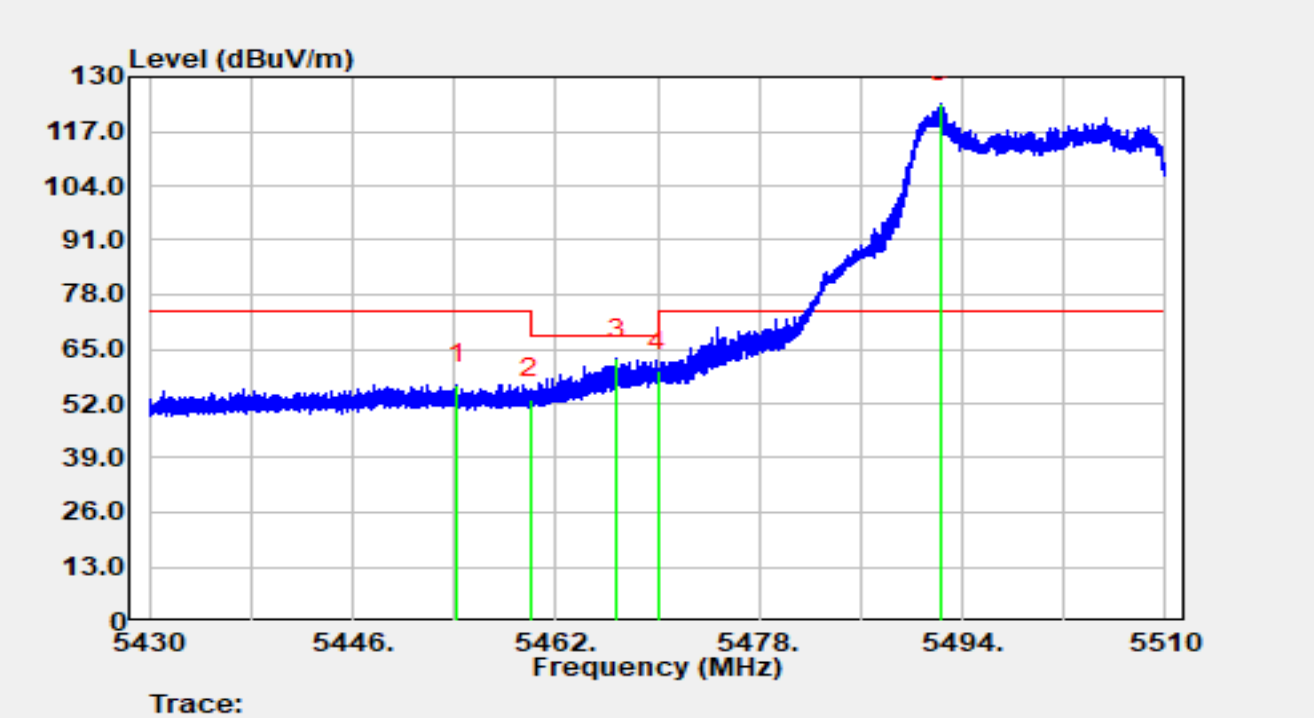

No	Mark	Frequency (MHz)	Reading (dBμV)	C.F (dB/m)	Measurement (dBμV/m)	Margin (dB)	Limit (dBμV/m)	Detector
1		5454.184	58.04	-1.44	56.60	-17.40	74.00	Peak
2		5460.000	54.20	-1.09	53.11	-15.09	68.20	Peak
3	*	5466.784	62.76	-0.16	62.59	-5.61	68.20	Peak
4		5470.000	59.25	0.57	59.82	-8.38	68.20	Peak
5		5492.288	76.50	47.30	123.80	N/A	N/A	Peak

Notes:

1. " * " indicates the worst-case emission level observed during the measurement.
2. C.F (dB/m) = Antenna Factor (dB/m) + Cable Loss (dB) + Attenuation (dB) - AMP (dB).
3. Measurement (dBμV/m) = Reading (dBμV) + C.F (dB/m).

Site	SIP-AC2	Test Date	2025-08-08
Temperature	21.5 °C	Humidity	67.9%
Limit	FCC_Part 15_Band Edge(3 m)	Test Engineer	Justin Guo
Factor	BBHA 9120D_02042	Polarity	Vertical
EUT	OmniAccess Stellar (AP571e)	Test Voltage	By PoE
Test Mode	Transmit by 802.11ax-HE20 at 5500 MHz		

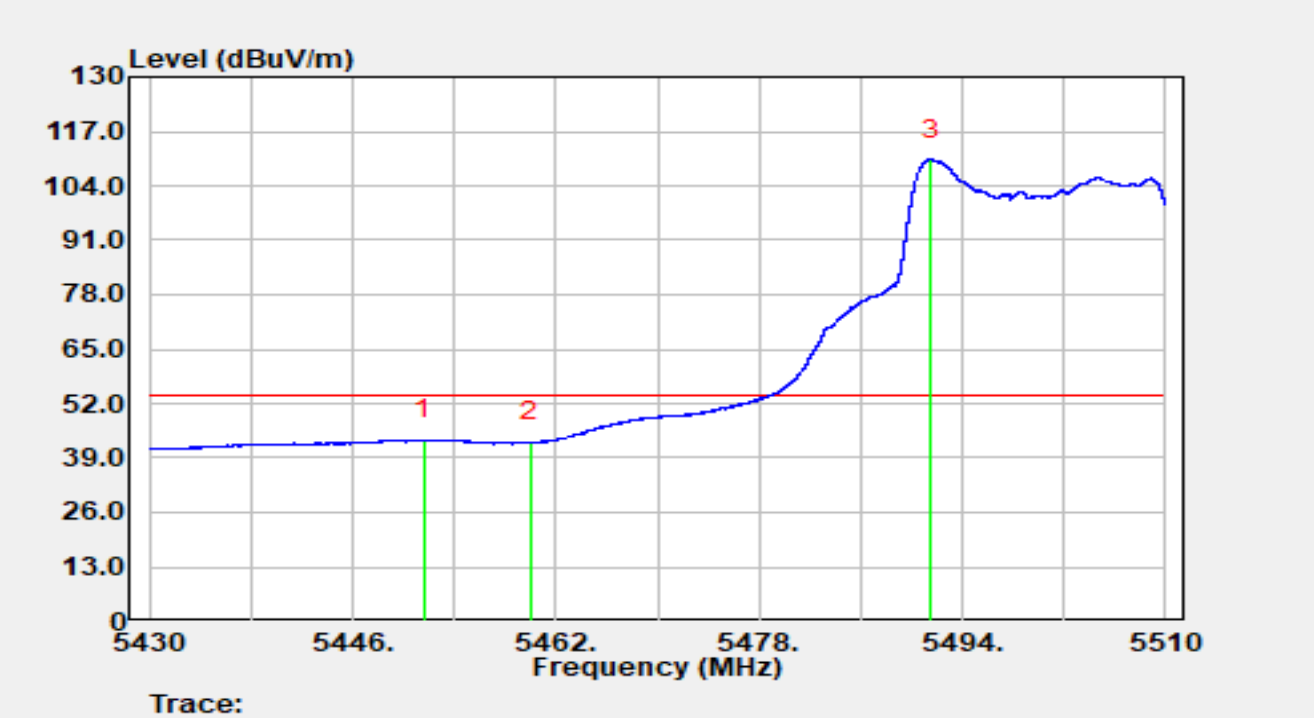

No	Mark	Frequency (MHz)	Reading (dBμV)	C.F (dB/m)	Measurement (dBμV/m)	Margin (dB)	Limit (dBμV/m)	Detector
1	*	5451.560	44.85	-1.53	43.32	-10.68	54.00	Average
2		5460.000	43.78	-1.09	42.70	-11.30	54.00	Average
3		5491.528	63.52	46.83	110.35	N/A	N/A	Average

Notes:

1. " * " indicates the worst-case emission level observed during the measurement.
2. C.F (dB/m) = Antenna Factor (dB/m) + Cable Loss (dB) + Attenuation (dB) - AMP (dB).
3. Measurement (dBμV/m) = Reading (dBμV) + C.F (dB/m).

Site	SIP-AC2	Test Date	2025-08-08
Temperature	21.5 °C	Humidity	67.9%
Limit	FCC_Part 15_Band Edge(3 m)	Test Engineer	Justin Guo
Factor	BBHA 9120D_02042	Polarity	Horizontal
EUT	OmniAccess Stellar (AP571e)	Test Voltage	By PoE
Test Mode	Transmit by 802.11ax-HE20 at 5700 MHz		

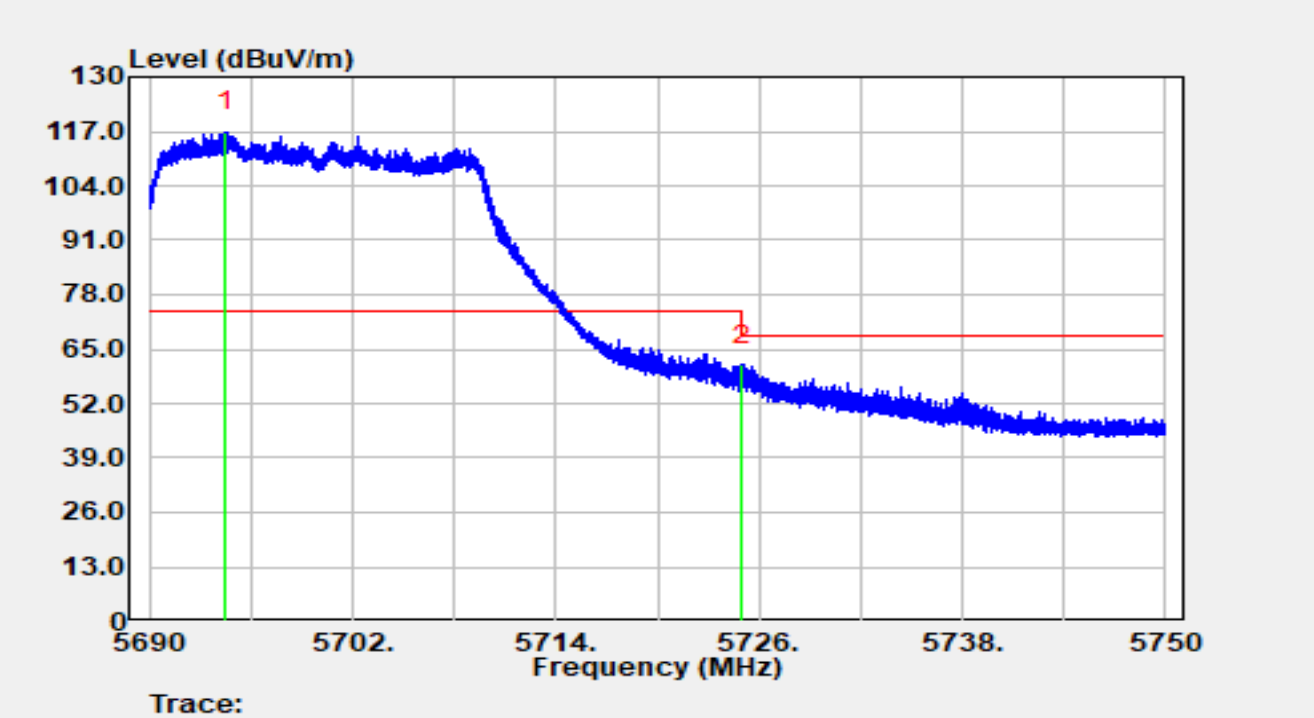

No	Mark	Frequency (MHz)	Reading (dBμV)	C.F (dB/m)	Measurement (dBμV/m)	Margin (dB)	Limit (dBμV/m)	Detector
1		5694.464	70.95	45.92	116.87	N/A	N/A	Peak
2	*	5725.000	58.40	2.78	61.18	-7.02	68.20	Peak

Notes:

1. " * " indicates the worst-case emission level observed during the measurement.
2. C.F (dB/m) = Antenna Factor (dB/m) + Cable Loss (dB) + Attenuation (dB) - AMP (dB).
3. Measurement (dBμV/m) = Reading (dBμV) + C.F (dB/m).

Site	SIP-AC2	Test Date	2025-08-08
Temperature	21.5 °C	Humidity	67.9%
Limit	FCC_Part 15_Band Edge(3 m)	Test Engineer	Justin Guo
Factor	BBHA 9120D_02042	Polarity	Vertical
EUT	OmniAccess Stellar (AP571e)	Test Voltage	By PoE
Test Mode	Transmit by 802.11ax-HE20 at 5700 MHz		

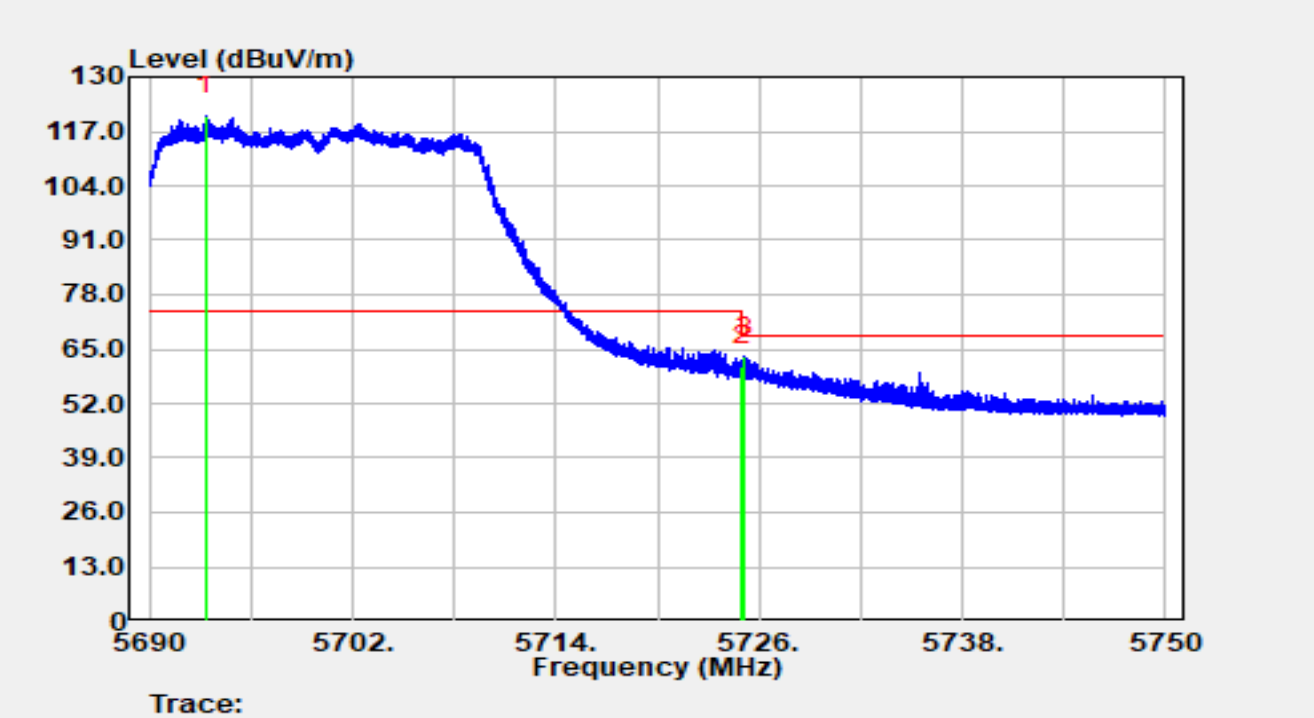

No	Mark	Frequency (MHz)	Reading (dBμV)	C.F (dB/m)	Measurement (dBμV/m)	Margin (dB)	Limit (dBμV/m)	Detector
1		5693.312	75.43	45.36	120.79	N/A	N/A	Peak
2		5725.000	58.22	2.78	61.00	-7.20	68.20	Peak
3	*	5725.160	60.57	2.68	63.26	-4.94	68.20	Peak

Notes:

1. " * " indicates the worst-case emission level observed during the measurement.
2. C.F (dB/m) = Antenna Factor (dB/m) + Cable Loss (dB) + Attenuation (dB) - AMP (dB).
3. Measurement (dBμV/m) = Reading (dBμV) + C.F (dB/m).

Site	SIP-AC2	Test Date	2025-08-08
Temperature	21.5 °C	Humidity	67.9%
Limit	FCC_Part 15.407_Band Edge(3 m)	Test Engineer	Justin Guo
Factor	BBHA 9120D_02042	Polarity	Horizontal
EUT	OmniAccess Stellar (AP571e)	Test Voltage	By PoE
Test Mode	Transmit by 802.11ax-HE20 at 5745 MHz		

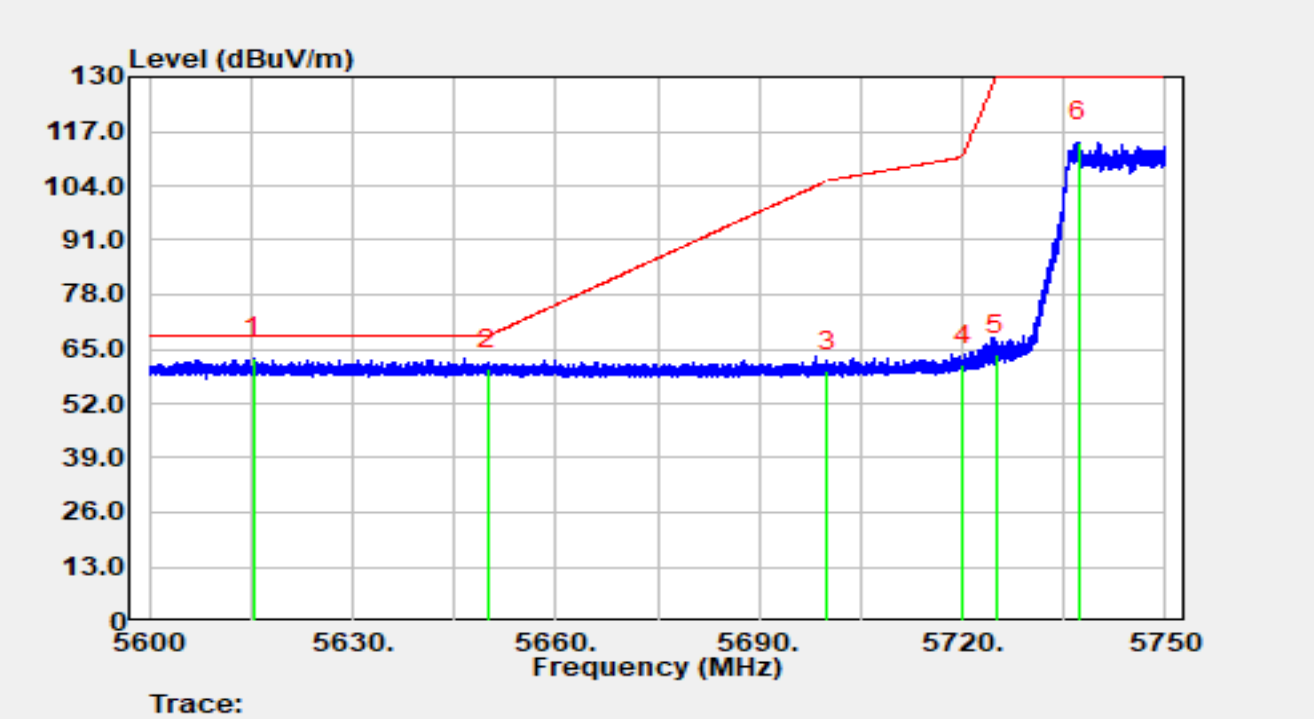

No	Mark	Frequency (MHz)	Reading (dBμV)	C.F (dB/m)	Measurement (dBμV/m)	Margin (dB)	Limit (dBμV/m)	Detector
1	*	5615.405	66.22	-3.32	62.90	-5.30	68.20	Peak
2		5650.000	63.61	-3.39	60.22	-7.98	68.20	Peak
3		5700.000	63.04	-3.36	59.68	-45.52	105.20	Peak
4		5720.000	64.41	-3.24	61.18	-49.62	110.80	Peak
5		5725.000	66.97	-3.21	63.76	-66.24	130.00	Peak
6		5737.100	117.70	-3.16	114.55	N/A	N/A	Peak

Notes:

1. " * " indicates the worst-case emission level observed during the measurement.
2. C.F (dB/m) = Antenna Factor (dB/m) + Cable Loss (dB) + Attenuation (dB) - AMP (dB).
3. Measurement (dBμV/m) = Reading (dBμV) + C.F (dB/m).

Site	SIP-AC2	Test Date	2025-08-08
Temperature	21.5 °C	Humidity	67.9%
Limit	FCC_Part 15.407_Band Edge(3 m)	Test Engineer	Justin Guo
Factor	BBHA 9120D_02042	Polarity	Vertical
EUT	OmniAccess Stellar (AP571e)	Test Voltage	By PoE
Test Mode	Transmit by 802.11ax-HE20 at 5745 MHz		

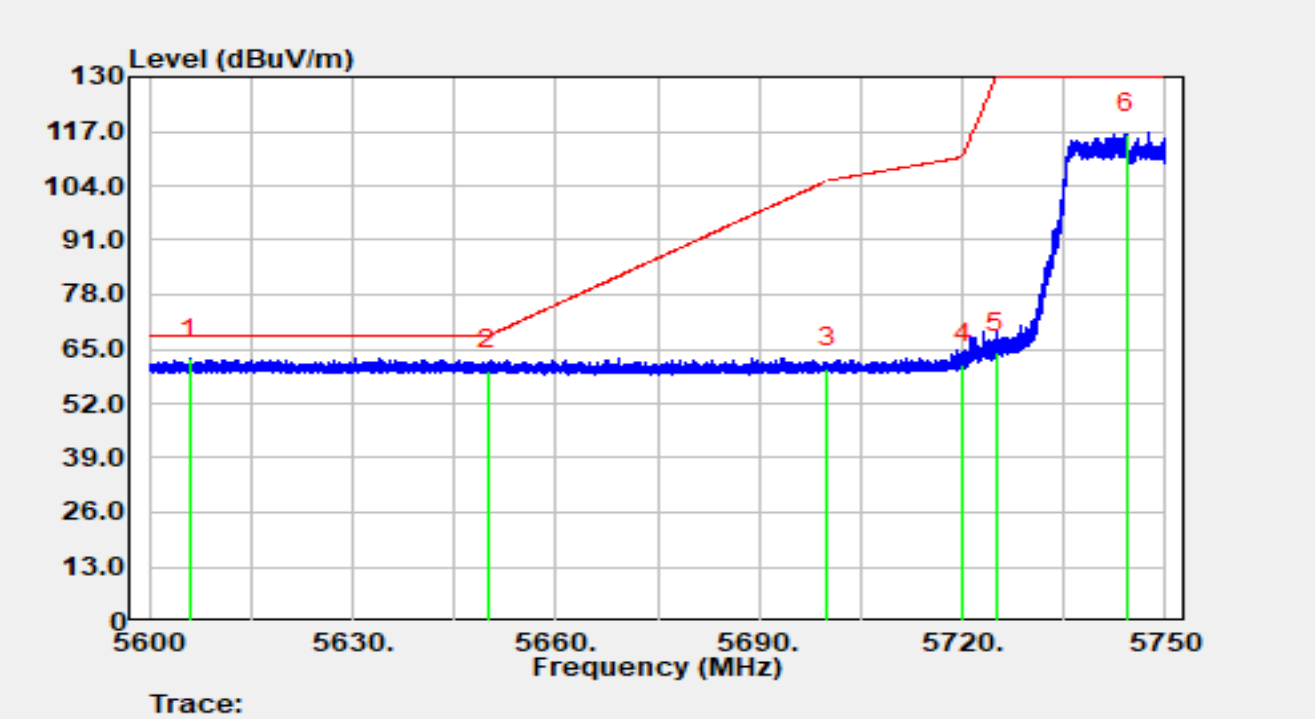

No	Mark	Frequency (MHz)	Reading (dBμV)	C.F (dB/m)	Measurement (dBμV/m)	Margin (dB)	Limit (dBμV/m)	Detector
1	*	5605.940	65.98	-3.28	62.70	-5.50	68.20	Peak
2		5650.000	63.38	-3.39	59.99	-8.21	68.20	Peak
3		5700.000	63.71	-3.36	60.34	-44.86	105.20	Peak
4		5720.000	64.75	-3.24	61.51	-49.29	110.80	Peak
5		5725.000	67.46	-3.21	64.25	-65.75	130.00	Peak
6		5744.195	119.64	-3.15	116.49	N/A	N/A	Peak

Notes:

1. " * " indicates the worst-case emission level observed during the measurement.
2. C.F (dB/m) = Antenna Factor (dB/m) + Cable Loss (dB) + Attenuation (dB) - AMP (dB).
3. Measurement (dBμV/m) = Reading (dBμV) + C.F (dB/m).

Site	SIP-AC2	Test Date	2025-08-08
Temperature	21.5 °C	Humidity	67.9%
Limit	FCC_Part 15.407_Band Edge(3 m)	Test Engineer	Justin Guo
Factor	BBHA 9120D_02042	Polarity	Horizontal
EUT	OmniAccess Stellar (AP571e)	Test Voltage	By PoE
Test Mode	Transmit by 802.11ax-HE20 at 5825 MHz		

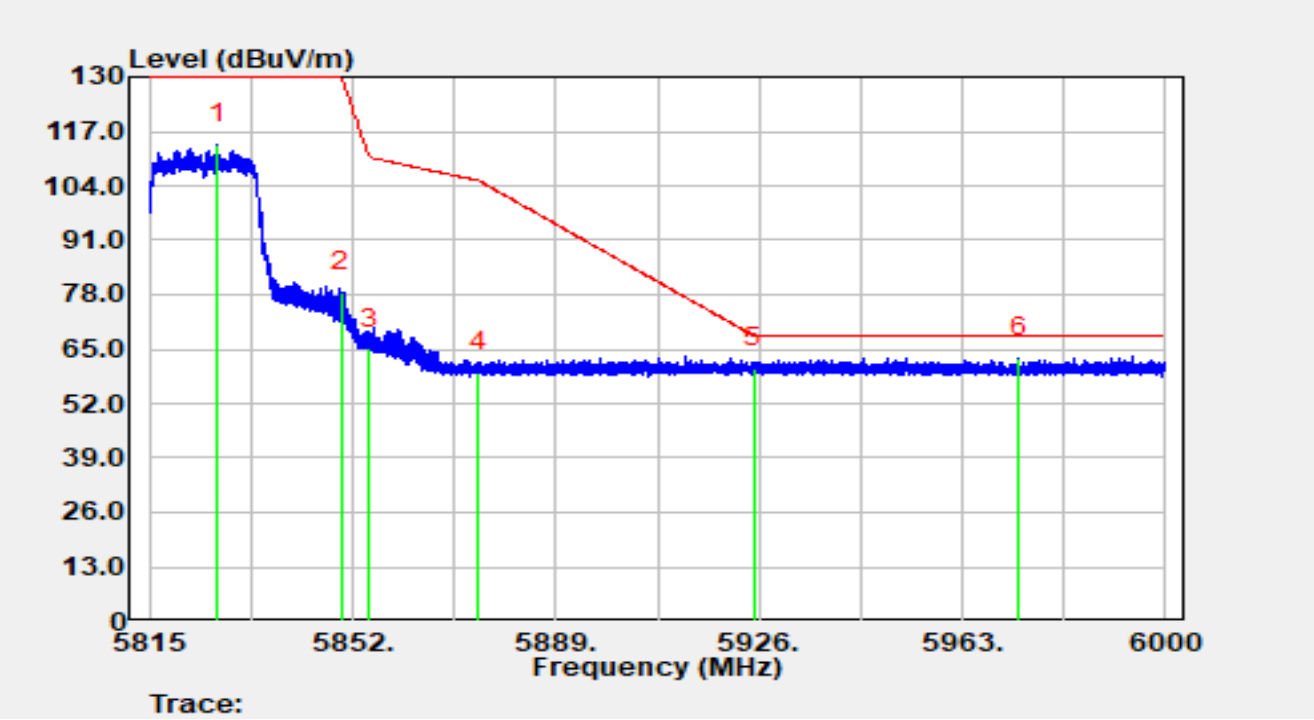

No	Mark	Frequency (MHz)	Reading (dBμV)	C.F (dB/m)	Measurement (dBμV/m)	Margin (dB)	Limit (dBμV/m)	Detector
1		5827.432	117.00	-3.05	113.94	N/A	N/A	Peak
2		5850.000	81.53	-2.82	78.71	-51.29	130.00	Peak
3		5855.000	67.72	-2.71	65.01	-45.79	110.80	Peak
4		5875.000	62.18	-2.82	59.36	-45.84	105.20	Peak
5		5925.000	63.21	-2.64	60.57	-7.63	68.20	Peak
6	*	5973.268	65.62	-2.64	62.97	-5.23	68.20	Peak

Notes:

1. " * " indicates the worst-case emission level observed during the measurement.
2. C.F (dB/m) = Antenna Factor (dB/m) + Cable Loss (dB) + Attenuation (dB) - AMP (dB).
3. Measurement (dBμV/m) = Reading (dBμV) + C.F (dB/m).

Site	SIP-AC2	Test Date	2025-08-08
Temperature	21.5 °C	Humidity	67.9%
Limit	FCC_Part 15.407_Band Edge(3 m)	Test Engineer	Justin Guo
Factor	BBHA 9120D_02042	Polarity	Vertical
EUT	OmniAccess Stellar (AP571e)	Test Voltage	By PoE
Test Mode	Transmit by 802.11ax-HE20 at 5825 MHz		

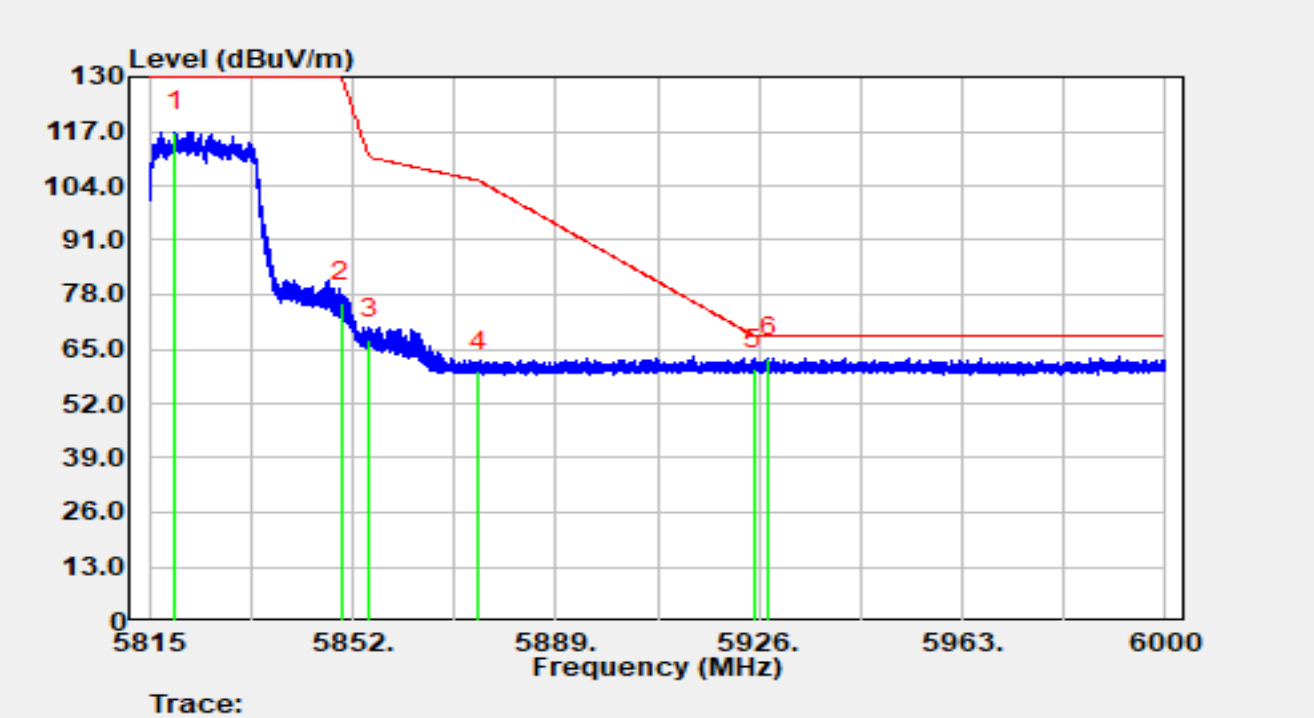

No	Mark	Frequency (MHz)	Reading (dBμV)	C.F (dB/m)	Measurement (dBμV/m)	Margin (dB)	Limit (dBμV/m)	Detector
1		5819.681	119.92	-2.94	116.98	N/A	N/A	Peak
2		5850.000	79.01	-2.82	76.19	-53.81	130.00	Peak
3		5855.000	70.12	-2.71	67.41	-43.39	110.80	Peak
4		5875.000	62.46	-2.82	59.64	-45.56	105.20	Peak
5		5925.000	62.78	-2.64	60.14	-8.06	68.20	Peak
6	*	5927.832	65.68	-2.66	63.02	-5.18	68.20	Peak

Notes:

1. " * " indicates the worst-case emission level observed during the measurement.
2. C.F (dB/m) = Antenna Factor (dB/m) + Cable Loss (dB) + Attenuation (dB) - AMP (dB).
3. Measurement (dBμV/m) = Reading (dBμV) + C.F (dB/m).

Site	SIP-AC3	Test Date	2025-08-11
Temperature	24.9 °C	Humidity	70.3%
Limit	FCC_Part 15_Band Edge(3 m)	Test Engineer	Mero Zhou
Factor	HF907_102861	Polarity	Horizontal
EUT	OmniAccess Stellar (AP571e)	Test Voltage	By PoE
Test Mode	Transmit by 802.11ax-HE40 at 5190 MHz		

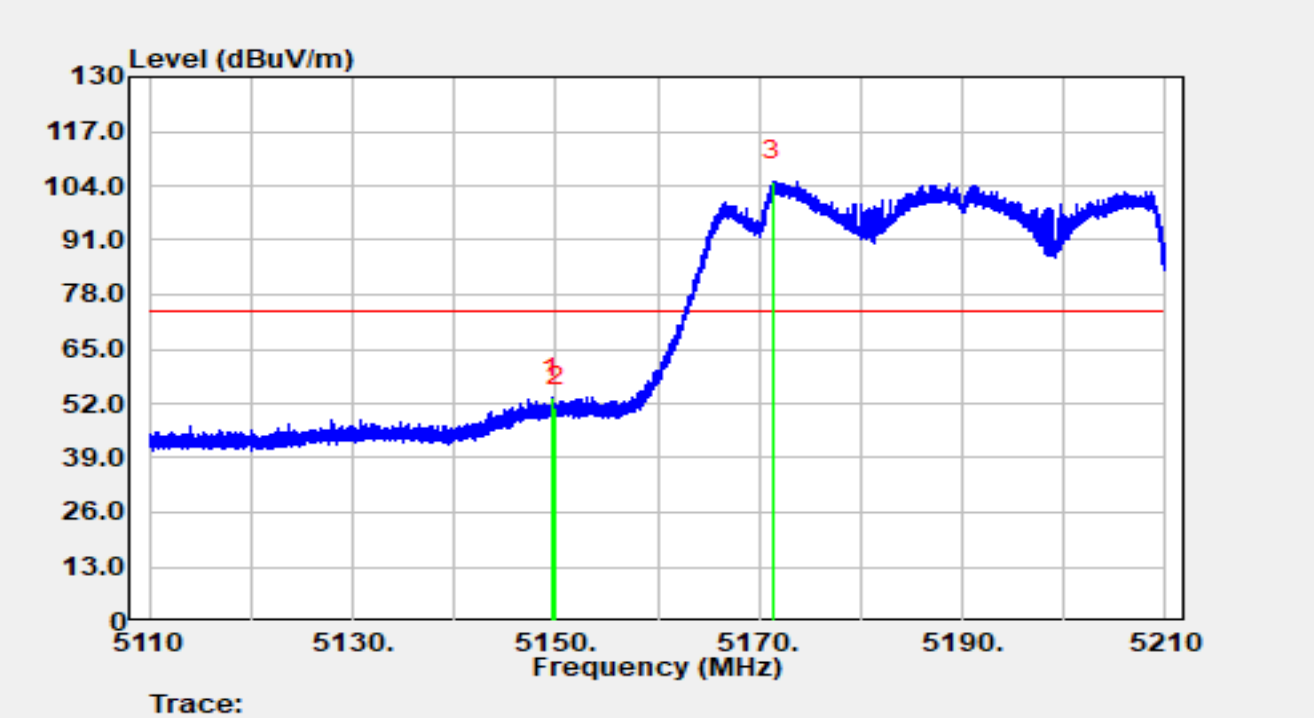

No	Mark	Frequency (MHz)	Reading (dBμV)	C.F (dB/m)	Measurement (dBμV/m)	Margin (dB)	Limit (dBμV/m)	Detector
1	*	5149.630	53.99	-0.75	53.24	-20.76	74.00	Peak
2		5150.000	51.74	-0.54	51.20	-22.80	74.00	Peak
3		5171.290	57.91	47.21	105.12	N/A	N/A	Peak

Notes:

1. " * " indicates the worst-case emission level observed during the measurement.
2. C.F (dB/m) = Antenna Factor (dB/m) + Cable Loss (dB) + Attenuation (dB) - AMP (dB).
3. Measurement (dBμV/m) = Reading (dBμV) + C.F (dB/m).

Site	SIP-AC3	Test Date	2025-08-11
Temperature	24.9 °C	Humidity	70.3%
Limit	FCC_Part 15_Band Edge(3 m)	Test Engineer	Mero Zhou
Factor	HF907_102861	Polarity	Horizontal
EUT	OmniAccess Stellar (AP571e)	Test Voltage	By PoE
Test Mode	Transmit by 802.11ax-HE40 at 5190 MHz		

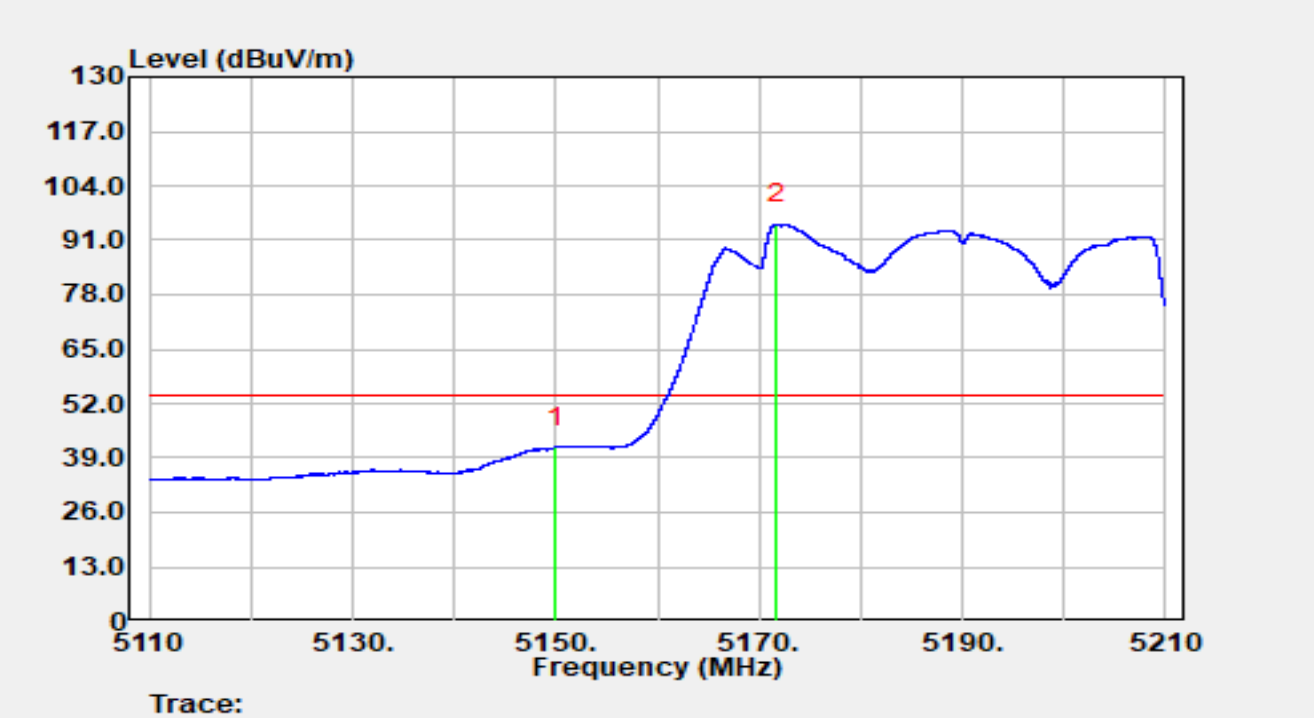

No	Mark	Frequency (MHz)	Reading (dBμV)	C.F (dB/m)	Measurement (dBμV/m)	Margin (dB)	Limit (dBμV/m)	Detector
1	*	5150.000	42.05	-0.54	41.51	-12.49	54.00	Average
2		5171.670	47.58	47.17	94.74	N/A	N/A	Average

Notes:

1. " * " indicates the worst-case emission level observed during the measurement.
2. C.F (dB/m) = Antenna Factor (dB/m) + Cable Loss (dB) + Attenuation (dB) - AMP (dB).
3. Measurement (dBμV/m) = Reading (dBμV) + C.F (dB/m).

Site	SIP-AC3	Test Date	2025-08-11
Temperature	24.9 °C	Humidity	70.3%
Limit	FCC_Part 15_Band Edge(3 m)	Test Engineer	Mero Zhou
Factor	HF907_102861	Polarity	Vertical
EUT	OmniAccess Stellar (AP571e)	Test Voltage	By PoE
Test Mode	Transmit by 802.11ax-HE40 at 5190 MHz		

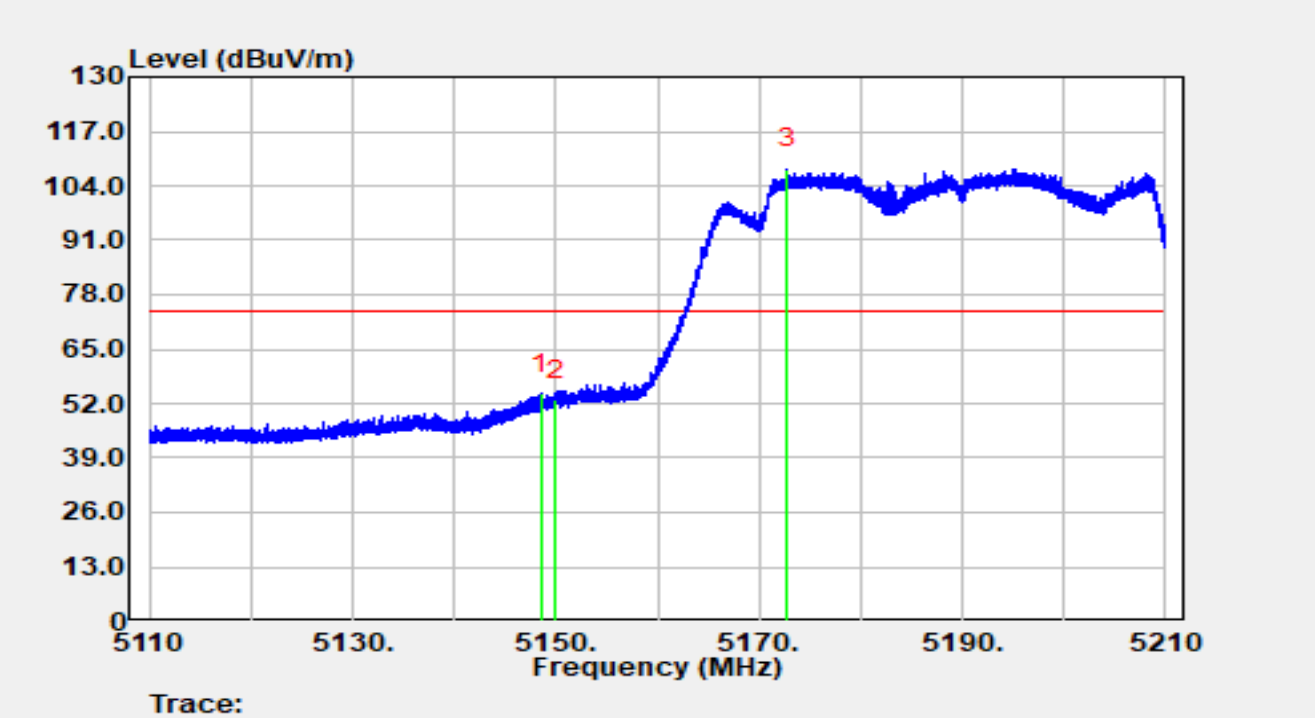

No	Mark	Frequency (MHz)	Reading (dBμV)	C.F (dB/m)	Measurement (dBμV/m)	Margin (dB)	Limit (dBμV/m)	Detector
1	*	5148.480	55.32	-1.04	54.28	-19.72	74.00	Peak
2		5150.000	53.37	-0.54	52.82	-21.18	74.00	Peak
3		5172.820	59.91	48.07	107.97	N/A	N/A	Peak

Notes:

1. " * " indicates the worst-case emission level observed during the measurement.
2. C.F (dB/m) = Antenna Factor (dB/m) + Cable Loss (dB) + Attenuation (dB) - AMP (dB).
3. Measurement (dBμV/m) = Reading (dBμV) + C.F (dB/m).

Site	SIP-AC3	Test Date	2025-08-11
Temperature	24.9 °C	Humidity	70.3%
Limit	FCC_Part 15_Band Edge(3 m)	Test Engineer	Mero Zhou
Factor	HF907_102861	Polarity	Vertical
EUT	OmniAccess Stellar (AP571e)	Test Voltage	By PoE
Test Mode	Transmit by 802.11ax-HE40 at 5190 MHz		

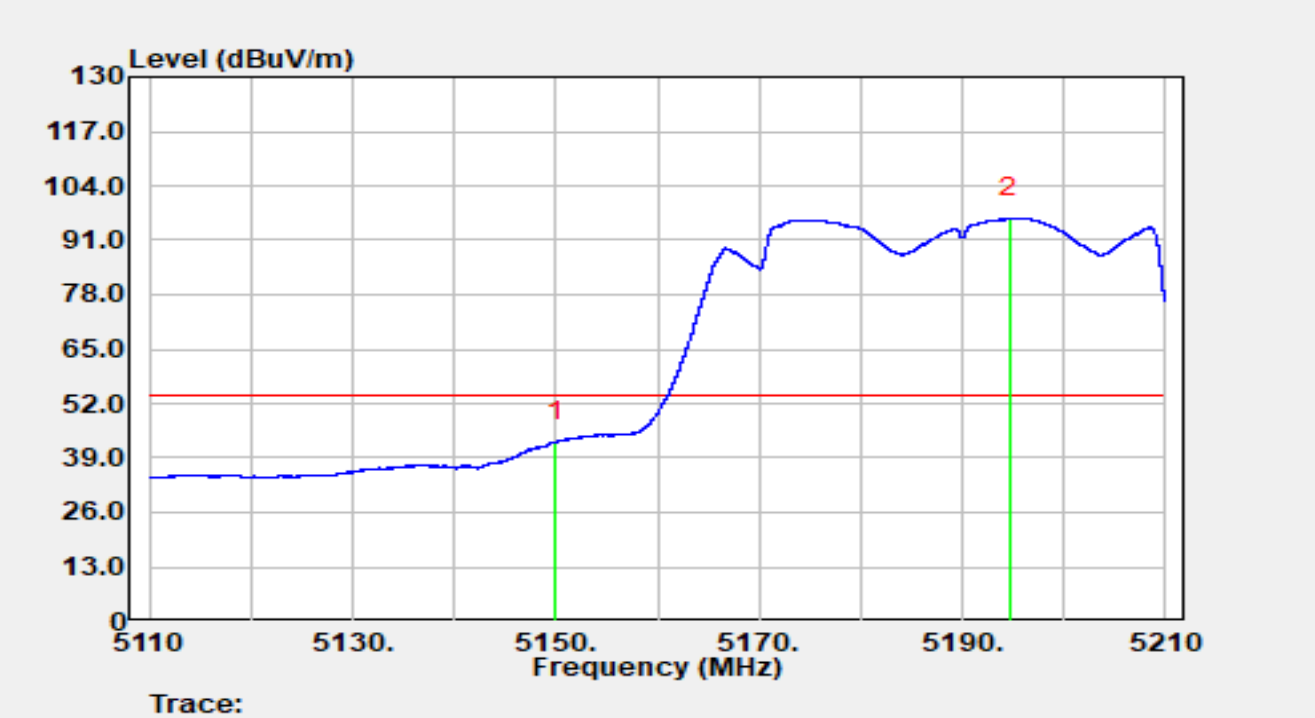

No	Mark	Frequency (MHz)	Reading (dBμV)	C.F (dB/m)	Measurement (dBμV/m)	Margin (dB)	Limit (dBμV/m)	Detector
1	*	5150.000	43.30	-0.54	42.76	-11.24	54.00	Average
2		5194.670	58.83	37.45	96.28	N/A	N/A	Average

Notes:

1. " * " indicates the worst-case emission level observed during the measurement.
2. C.F (dB/m) = Antenna Factor (dB/m) + Cable Loss (dB) + Attenuation (dB) - AMP (dB).
3. Measurement (dBμV/m) = Reading (dBμV) + C.F (dB/m).

Site	SIP-AC3	Test Date	2025-08-11
Temperature	24.9 °C	Humidity	70.3%
Limit	FCC_Part 15_Band Edge(3 m)	Test Engineer	Mero Zhou
Factor	HF907_102861	Polarity	Horizontal
EUT	OmniAccess Stellar (AP571e)	Test Voltage	By PoE
Test Mode	Transmit by 802.11ax-HE40 at 5310 MHz		

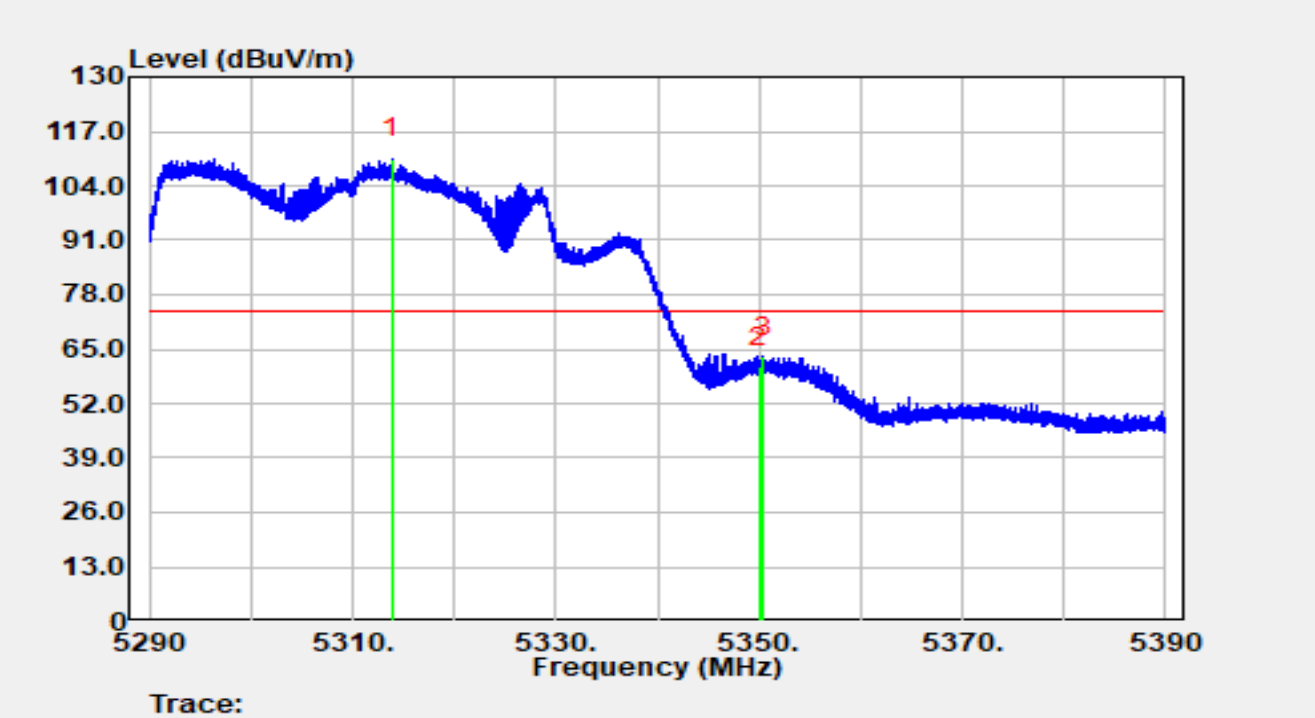

No	Mark	Frequency (MHz)	Reading (dBμV)	C.F (dB/m)	Measurement (dBμV/m)	Margin (dB)	Limit (dBμV/m)	Detector
1		5313.870	61.26	49.24	110.49	N/A	N/A	Peak
2		5350.000	58.31	2.28	60.59	-13.41	74.00	Peak
3	*	5350.380	61.16	2.07	63.23	-10.77	74.00	Peak

Notes:

1. " * " indicates the worst-case emission level observed during the measurement.
2. C.F (dB/m) = Antenna Factor (dB/m) + Cable Loss (dB) + Attenuation (dB) - AMP (dB).
3. Measurement (dBμV/m) = Reading (dBμV) + C.F (dB/m).

Site	SIP-AC3	Test Date	2025-08-11
Temperature	24.9 °C	Humidity	70.3%
Limit	FCC_Part 15_Band Edge(3 m)	Test Engineer	Mero Zhou
Factor	HF907_102861	Polarity	Horizontal
EUT	OmniAccess Stellar (AP571e)	Test Voltage	By PoE
Test Mode	Transmit by 802.11ax-HE40 at 5310 MHz		

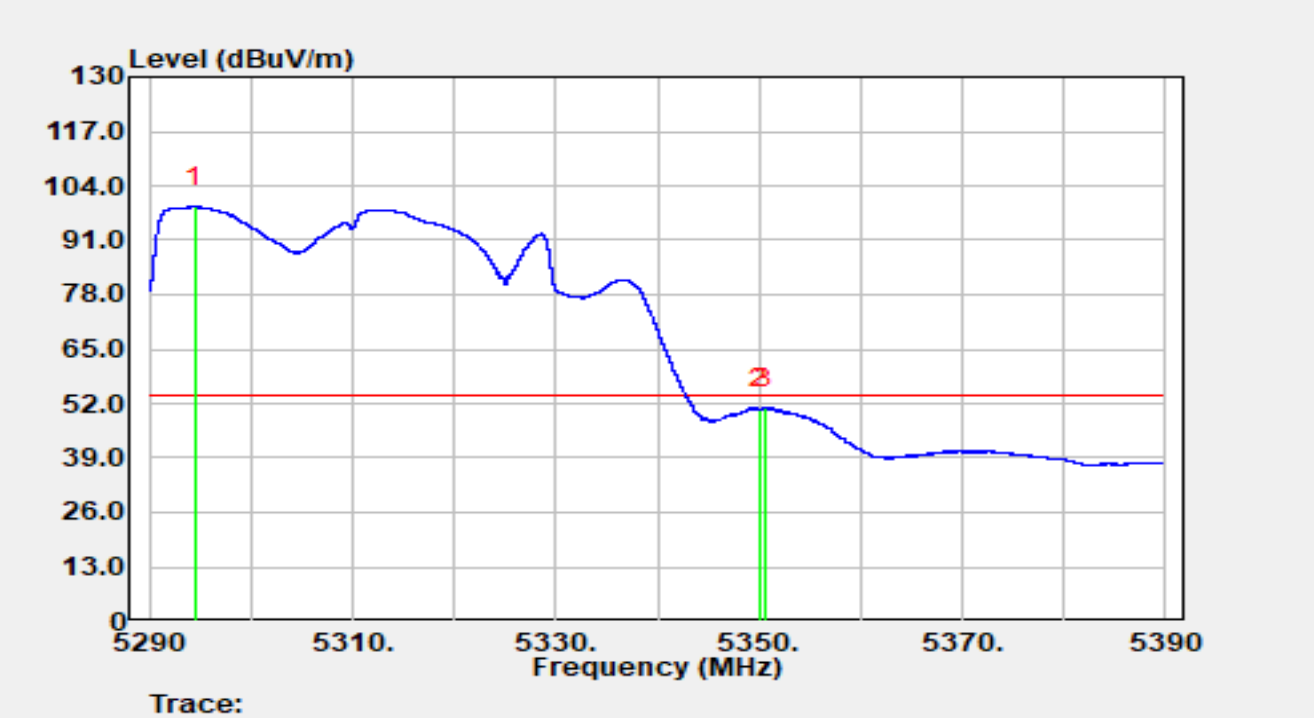

No	Mark	Frequency (MHz)	Reading (dBμV)	C.F (dB/m)	Measurement (dBμV/m)	Margin (dB)	Limit (dBμV/m)	Detector
1		5294.540	57.26	41.74	99.00	N/A	N/A	Average
2		5350.000	48.39	2.28	50.67	-3.33	54.00	Average
3	*	5350.540	48.99	1.96	50.95	-3.05	54.00	Average

Notes:

1. " * " indicates the worst-case emission level observed during the measurement.
2. C.F (dB/m) = Antenna Factor (dB/m) + Cable Loss (dB) + Attenuation (dB) - AMP (dB).
3. Measurement (dBμV/m) = Reading (dBμV) + C.F (dB/m).

Site	SIP-AC3	Test Date	2025-08-11
Temperature	24.9 °C	Humidity	70.3%
Limit	FCC_Part 15_Band Edge(3 m)	Test Engineer	Mero Zhou
Factor	HF907_102861	Polarity	Vertical
EUT	OmniAccess Stellar (AP571e)	Test Voltage	By PoE
Test Mode	Transmit by 802.11ax-HE40 at 5310 MHz		

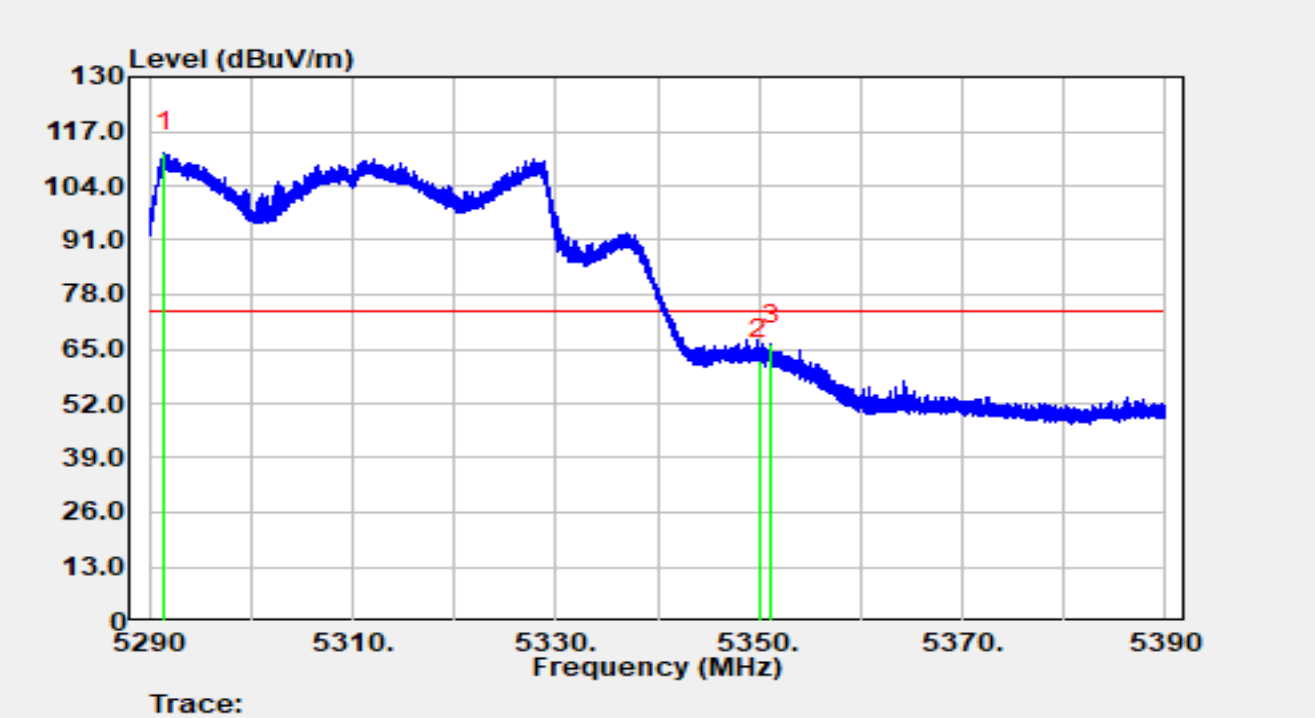

No	Mark	Frequency (MHz)	Reading (dBμV)	C.F (dB/m)	Measurement (dBμV/m)	Margin (dB)	Limit (dBμV/m)	Detector
1		5291.470	70.77	41.21	111.98	N/A	N/A	Peak
2		5350.000	60.04	2.28	62.33	-11.67	74.00	Peak
3	*	5351.190	64.56	1.51	66.07	-7.93	74.00	Peak

Notes:

1. " * " indicates the worst-case emission level observed during the measurement.
2. C.F (dB/m) = Antenna Factor (dB/m) + Cable Loss (dB) + Attenuation (dB) - AMP (dB).
3. Measurement (dBμV/m) = Reading (dBμV) + C.F (dB/m).

Site	SIP-AC3	Test Date	2025-08-11
Temperature	24.9 °C	Humidity	70.3%
Limit	FCC_Part 15_Band Edge(3 m)	Test Engineer	Mero Zhou
Factor	HF907_102861	Polarity	Vertical
EUT	OmniAccess Stellar (AP571e)	Test Voltage	By PoE
Test Mode	Transmit by 802.11ax-HE40 at 5310 MHz		

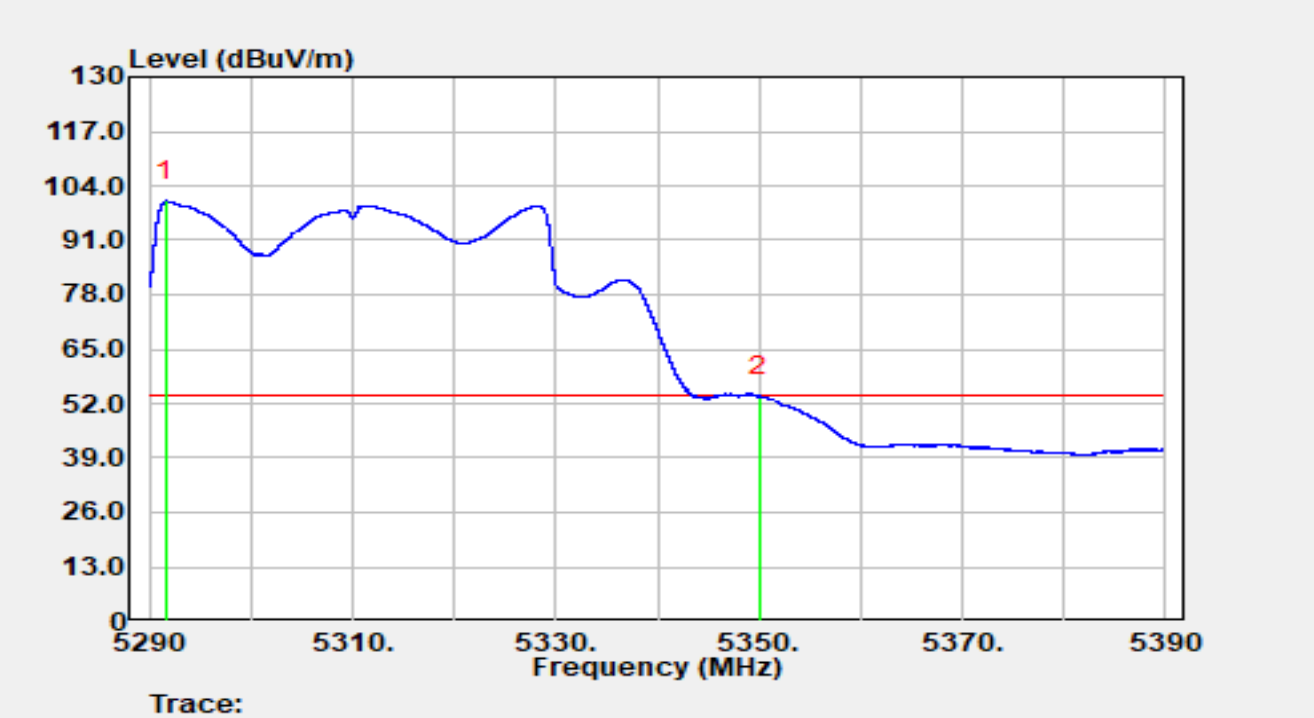

No	Mark	Frequency (MHz)	Reading (dBμV)	C.F (dB/m)	Measurement (dBμV/m)	Margin (dB)	Limit (dBμV/m)	Detector
1		5291.640	59.14	41.18	100.32	N/A	N/A	Average
2	*	5350.000	51.34	2.28	53.62	-0.38	54.00	Average

Notes:

1. " * " indicates the worst-case emission level observed during the measurement.
2. C.F (dB/m) = Antenna Factor (dB/m) + Cable Loss (dB) + Attenuation (dB) - AMP (dB).
3. Measurement (dBμV/m) = Reading (dBμV) + C.F (dB/m).

Site	SIP-AC2	Test Date	2025-08-08
Temperature	21.5 °C	Humidity	67.9%
Limit	FCC_Part 15_Band Edge(3 m)	Test Engineer	Justin Guo
Factor	BBHA 9120D_02042	Polarity	Horizontal
EUT	OmniAccess Stellar (AP571e)	Test Voltage	By PoE
Test Mode	Transmit by 802.11ax-HE40 at 5510 MHz		

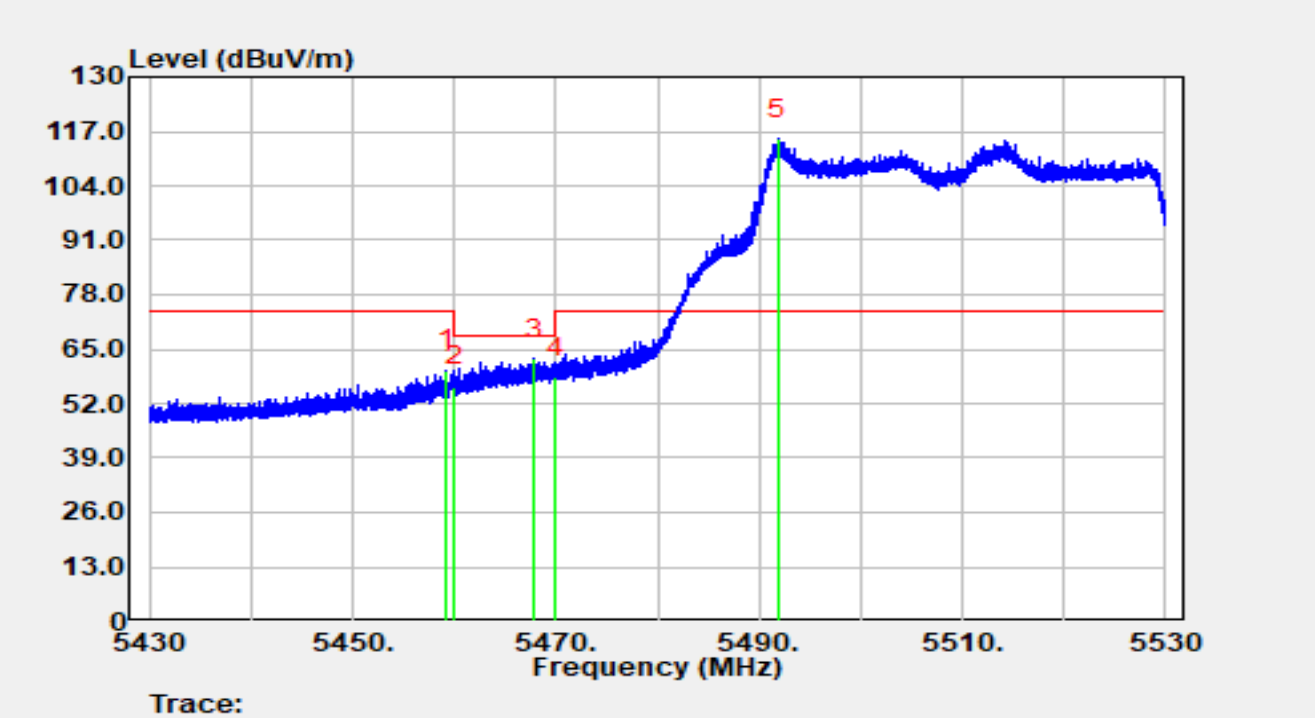

No	Mark	Frequency (MHz)	Reading (dBμV)	C.F (dB/m)	Measurement (dBμV/m)	Margin (dB)	Limit (dBμV/m)	Detector
1		5459.290	61.07	-1.15	59.92	-14.08	74.00	Peak
2		5460.000	57.10	-1.09	56.01	-12.19	68.20	Peak
3	*	5467.920	62.69	0.10	62.78	-5.42	68.20	Peak
4		5470.000	57.73	0.57	58.30	-9.90	68.20	Peak
5		5491.810	68.04	47.12	115.15	N/A	N/A	Peak

Notes:

1. " * " indicates the worst-case emission level observed during the measurement.
2. C.F (dB/m) = Antenna Factor (dB/m) + Cable Loss (dB) + Attenuation (dB) - AMP (dB).
3. Measurement (dBμV/m) = Reading (dBμV) + C.F (dB/m).

Site	SIP-AC2	Test Date	2025-08-08
Temperature	21.5 °C	Humidity	67.9%
Limit	FCC_Part 15_Band Edge(3 m)	Test Engineer	Justin Guo
Factor	BBHA 9120D_02042	Polarity	Horizontal
EUT	OmniAccess Stellar (AP571e)	Test Voltage	By PoE
Test Mode	Transmit by 802.11ax-HE40 at 5510 MHz		

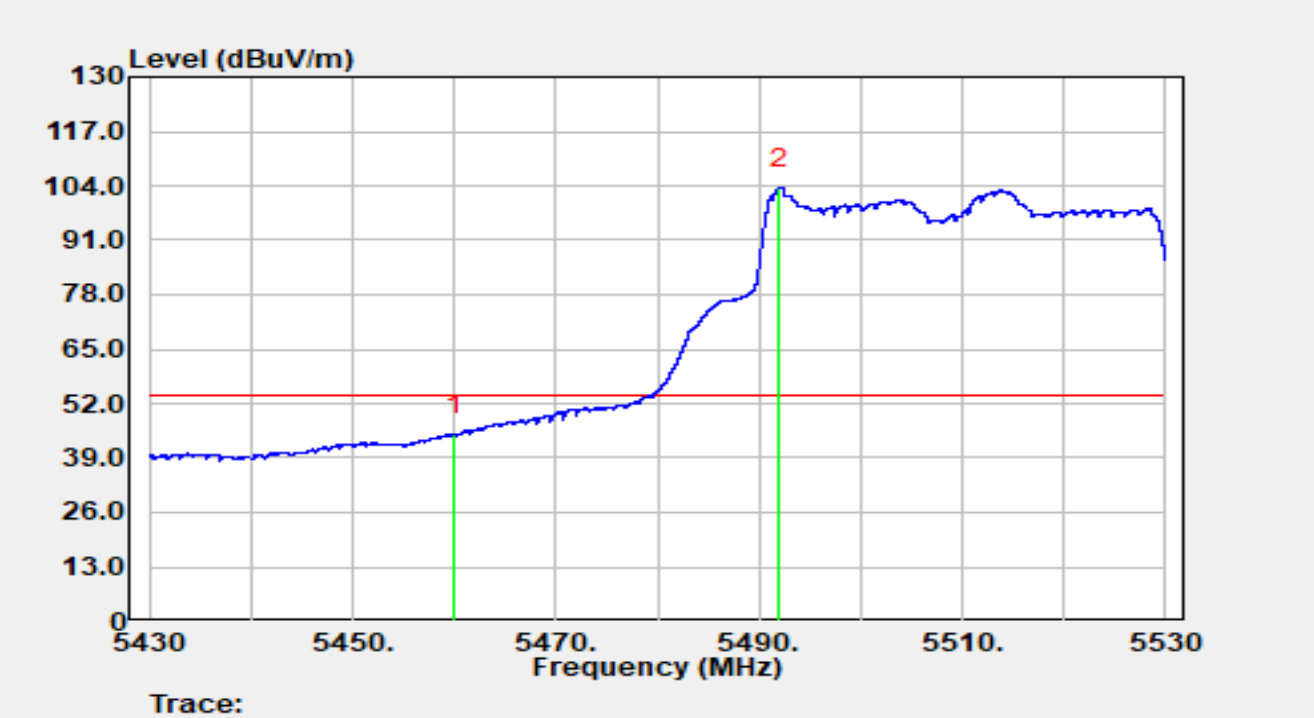

No	Mark	Frequency (MHz)	Reading (dBμV)	C.F (dB/m)	Measurement (dBμV/m)	Margin (dB)	Limit (dBμV/m)	Detector
1	*	5460.000	45.64	-1.09	44.56	-9.44	54.00	Average
2		5492.010	56.19	47.28	103.47	N/A	N/A	Average

Notes:

1. " * " indicates the worst-case emission level observed during the measurement.
2. C.F (dB/m) = Antenna Factor (dB/m) + Cable Loss (dB) + Attenuation (dB) - AMP (dB).
3. Measurement (dBμV/m) = Reading (dBμV) + C.F (dB/m).

Site	SIP-AC2	Test Date	2025-08-08
Temperature	21.5 °C	Humidity	67.9%
Limit	FCC_Part 15_Band Edge(3 m)	Test Engineer	Justin Guo
Factor	BBHA 9120D_02042	Polarity	Vertical
EUT	OmniAccess Stellar (AP571e)	Test Voltage	By PoE
Test Mode	Transmit by 802.11ax-HE40 at 5510 MHz		

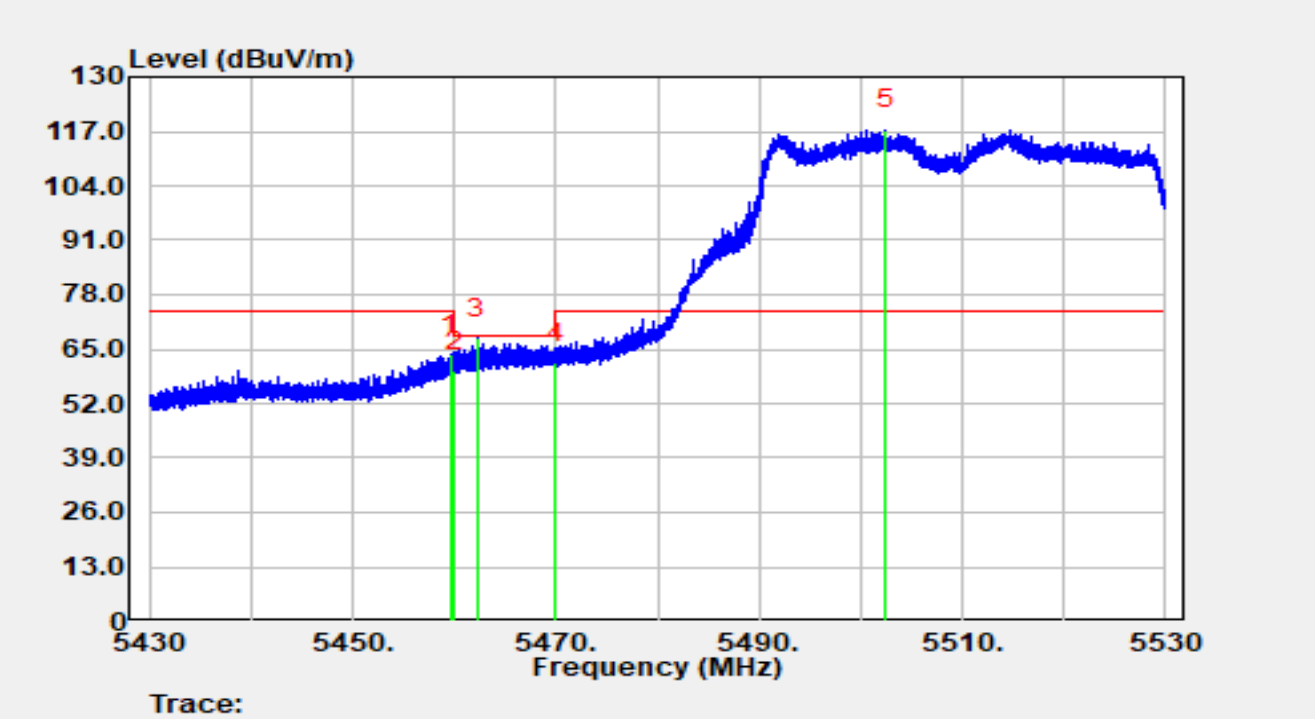

No	Mark	Frequency (MHz)	Reading (dBμV)	C.F (dB/m)	Measurement (dBμV/m)	Margin (dB)	Limit (dBμV/m)	Detector
1		5459.640	64.71	-1.12	63.60	-10.40	74.00	Peak
2		5460.000	60.92	-1.09	59.83	-8.37	68.20	Peak
3	*	5462.280	68.42	-0.87	67.55	-0.65	68.20	Peak
4		5470.000	61.20	0.57	61.77	-6.43	68.20	Peak
5		5502.510	74.14	43.31	117.44	N/A	N/A	Peak

Notes:

1. " * " indicates the worst-case emission level observed during the measurement.
2. C.F (dB/m) = Antenna Factor (dB/m) + Cable Loss (dB) + Attenuation (dB) - AMP (dB).
3. Measurement (dBμV/m) = Reading (dBμV) + C.F (dB/m).

Site	SIP-AC2	Test Date	2025-08-08
Temperature	21.5 °C	Humidity	67.9%
Limit	FCC_Part 15_Band Edge(3 m)	Test Engineer	Justin Guo
Factor	BBHA 9120D_02042	Polarity	Vertical
EUT	OmniAccess Stellar (AP571e)	Test Voltage	By PoE
Test Mode	Transmit by 802.11ax-HE40 at 5510 MHz		

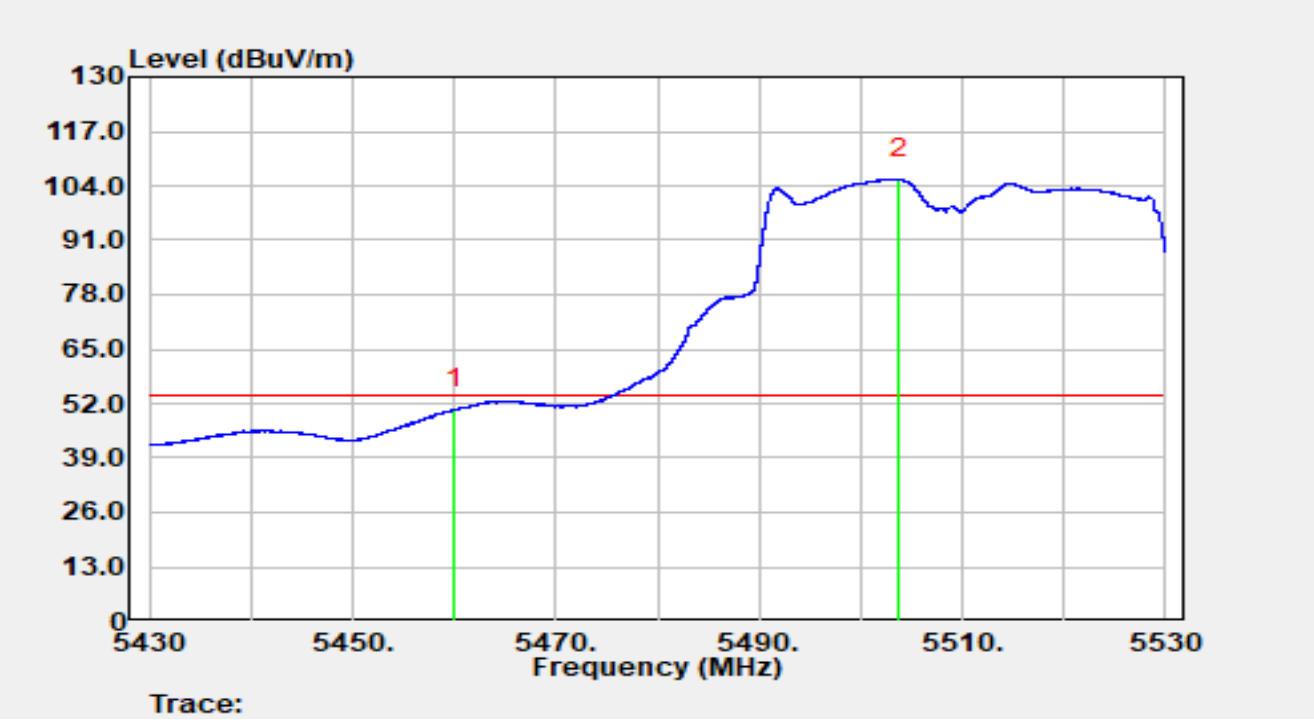

No	Mark	Frequency (MHz)	Reading (dBμV)	C.F (dB/m)	Measurement (dBμV/m)	Margin (dB)	Limit (dBμV/m)	Detector
1	*	5460.000	51.67	-1.09	50.58	-3.42	54.00	Average
2		5503.710	60.07	45.64	105.72	N/A	N/A	Average

Notes:

1. " * " indicates the worst-case emission level observed during the measurement.
2. C.F (dB/m) = Antenna Factor (dB/m) + Cable Loss (dB) + Attenuation (dB) - AMP (dB).
3. Measurement (dBμV/m) = Reading (dBμV) + C.F (dB/m).

Site	SIP-AC2	Test Date	2025-08-08
Temperature	21.5 °C	Humidity	67.9%
Limit	FCC_Part 15_Band Edge(3 m)	Test Engineer	Justin Guo
Factor	BBHA 9120D_02042	Polarity	Horizontal
EUT	OmniAccess Stellar (AP571e)	Test Voltage	By PoE
Test Mode	Transmit by 802.11ax-HE40 at 5670 MHz		

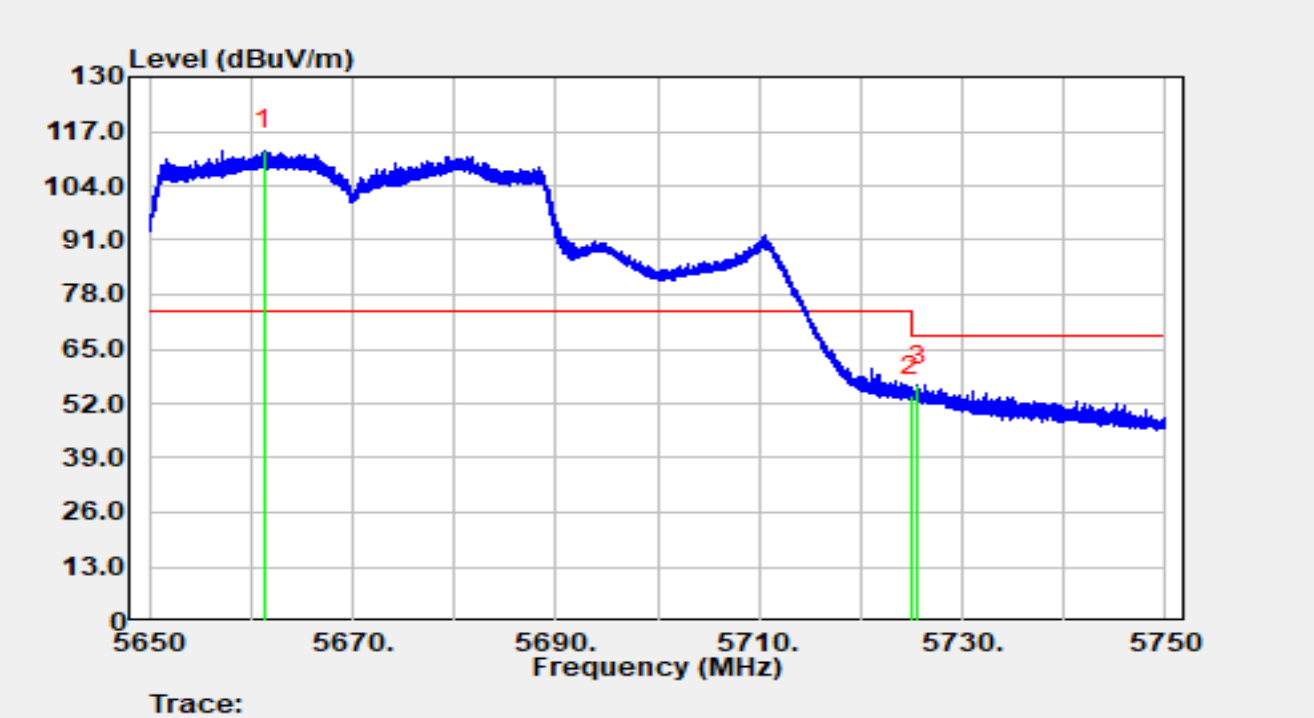

No	Mark	Frequency (MHz)	Reading (dBμV)	C.F (dB/m)	Measurement (dBμV/m)	Margin (dB)	Limit (dBμV/m)	Detector
1		5661.340	71.75	40.59	112.34	N/A	N/A	Peak
2		5725.000	50.99	2.78	53.77	-14.43	68.20	Peak
3	*	5725.650	53.82	2.42	56.24	-11.96	68.20	Peak

Notes:

1. " * " indicates the worst-case emission level observed during the measurement.
2. C.F (dB/m) = Antenna Factor (dB/m) + Cable Loss (dB) + Attenuation (dB) - AMP (dB).
3. Measurement (dBμV/m) = Reading (dBμV) + C.F (dB/m).

Site	SIP-AC2	Test Date	2025-08-08
Temperature	21.5 °C	Humidity	67.9%
Limit	FCC_Part 15_Band Edge(3 m)	Test Engineer	Justin Guo
Factor	BBHA 9120D_02042	Polarity	Vertical
EUT	OmniAccess Stellar (AP571e)	Test Voltage	By PoE
Test Mode	Transmit by 802.11ax-HE40 at 5670 MHz		

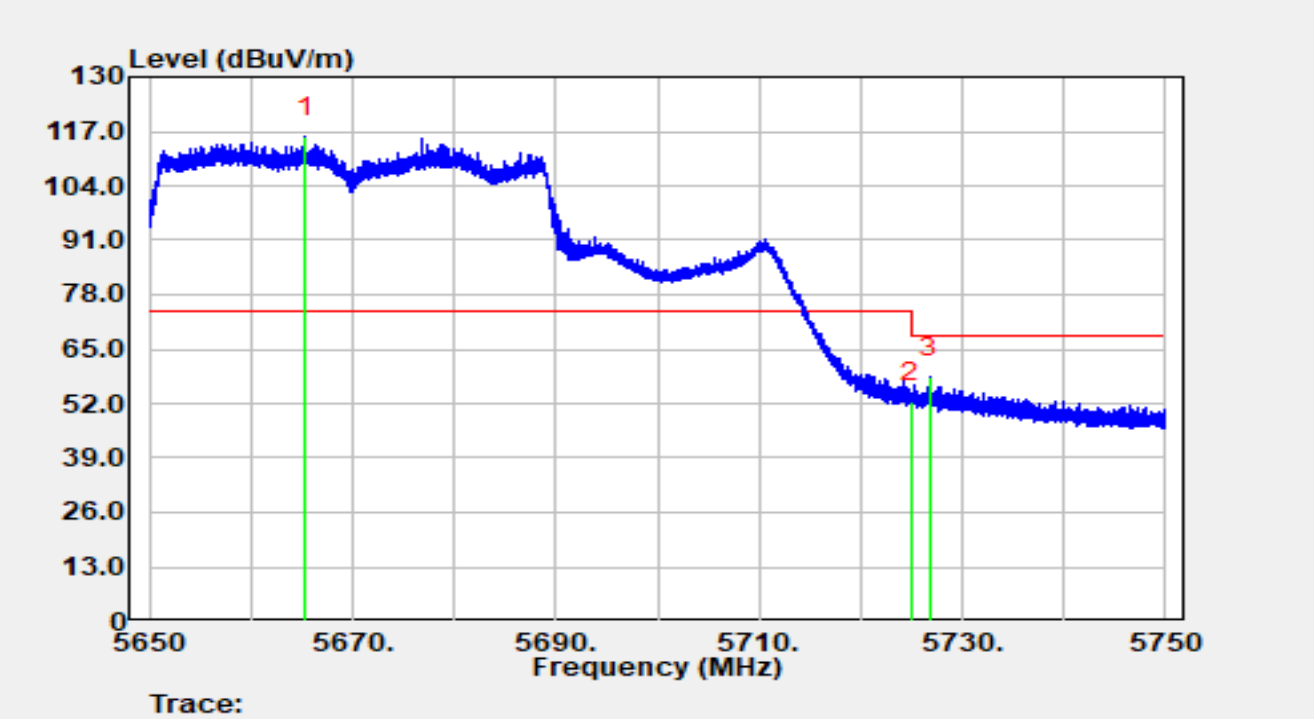

No	Mark	Frequency (MHz)	Reading (dBμV)	C.F (dB/m)	Measurement (dBμV/m)	Margin (dB)	Limit (dBμV/m)	Detector
1		5665.310	70.51	45.10	115.61	N/A	N/A	Peak
2		5725.000	49.70	2.78	52.48	-15.72	68.20	Peak
3	*	5726.750	56.44	1.92	58.36	-9.84	68.20	Peak

Notes:

1. " * " indicates the worst-case emission level observed during the measurement.
2. C.F (dB/m) = Antenna Factor (dB/m) + Cable Loss (dB) + Attenuation (dB) - AMP (dB).
3. Measurement (dBμV/m) = Reading (dBμV) + C.F (dB/m).

Site	SIP-AC2	Test Date	2025-08-08
Temperature	21.5 °C	Humidity	67.9%
Limit	FCC_Part 15.407_Band Edge(3 m)	Test Engineer	Justin Guo
Factor	BBHA 9120D_02042	Polarity	Horizontal
EUT	OmniAccess Stellar (AP571e)	Test Voltage	By PoE
Test Mode	Transmit by 802.11ax-HE40 at 5755 MHz		

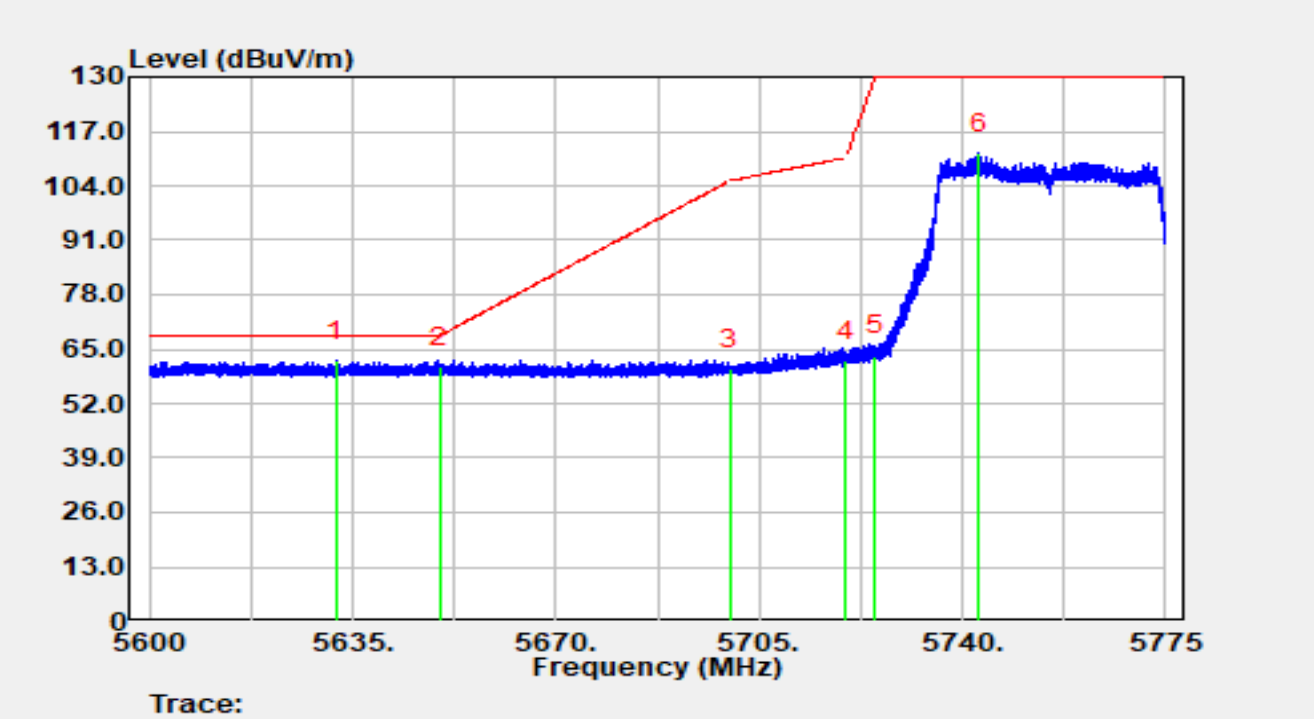

No	Mark	Frequency (MHz)	Reading (dBμV)	C.F (dB/m)	Measurement (dBμV/m)	Margin (dB)	Limit (dBμV/m)	Detector
1	*	5632.217	65.45	-3.35	62.11	-6.09	68.20	Peak
2		5650.000	64.08	-3.39	60.69	-7.51	68.20	Peak
3		5700.000	63.55	-3.36	60.19	-45.01	105.20	Peak
4		5720.000	65.40	-3.24	62.16	-48.64	110.80	Peak
5		5725.000	66.62	-3.21	63.41	-66.59	130.00	Peak
6		5742.817	114.83	-3.13	111.70	N/A	N/A	Peak

Notes:

1. " * " indicates the worst-case emission level observed during the measurement.
2. C.F (dB/m) = Antenna Factor (dB/m) + Cable Loss (dB) + Attenuation (dB) - AMP (dB).
3. Measurement (dBμV/m) = Reading (dBμV) + C.F (dB/m).

Site	SIP-AC2	Test Date	2025-08-08
Temperature	21.5 °C	Humidity	67.9%
Limit	FCC_Part 15.407_Band Edge(3 m)	Test Engineer	Justin Guo
Factor	BBHA 9120D_02042	Polarity	Vertical
EUT	OmniAccess Stellar (AP571e)	Test Voltage	By PoE
Test Mode	Transmit by 802.11ax-HE40 at 5755 MHz		

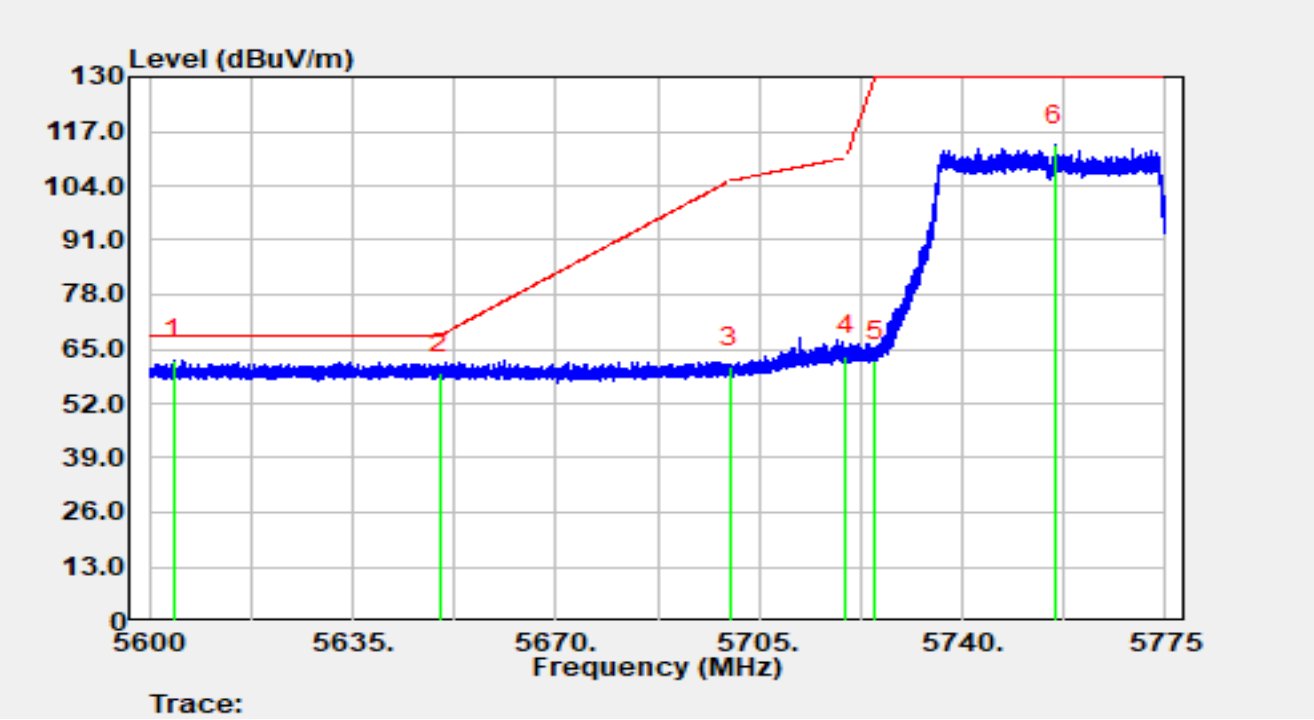

No	Mark	Frequency (MHz)	Reading (dBμV)	C.F (dB/m)	Measurement (dBμV/m)	Margin (dB)	Limit (dBμV/m)	Detector
1	*	5604.147	65.68	-3.32	62.36	-5.84	68.20	Peak
2		5650.000	62.73	-3.39	59.34	-8.86	68.20	Peak
3		5700.000	63.97	-3.36	60.60	-44.60	105.20	Peak
4		5720.000	66.76	-3.24	63.53	-47.27	110.80	Peak
5		5725.000	65.38	-3.21	62.17	-67.83	130.00	Peak
6		5755.837	116.97	-3.31	113.66	N/A	N/A	Peak

Notes:

1. " * " indicates the worst-case emission level observed during the measurement.
2. C.F (dB/m) = Antenna Factor (dB/m) + Cable Loss (dB) + Attenuation (dB) - AMP (dB).
3. Measurement (dBμV/m) = Reading (dBμV) + C.F (dB/m).

Site	SIP-AC2	Test Date	2025-08-08
Temperature	21.5 °C	Humidity	67.9%
Limit	FCC_Part 15.407_Band Edge(3 m)	Test Engineer	Justin Guo
Factor	BBHA 9120D_02042	Polarity	Horizontal
EUT	OmniAccess Stellar (AP571e)	Test Voltage	By PoE
Test Mode	Transmit by 802.11ax-HE40 at 5795 MHz		

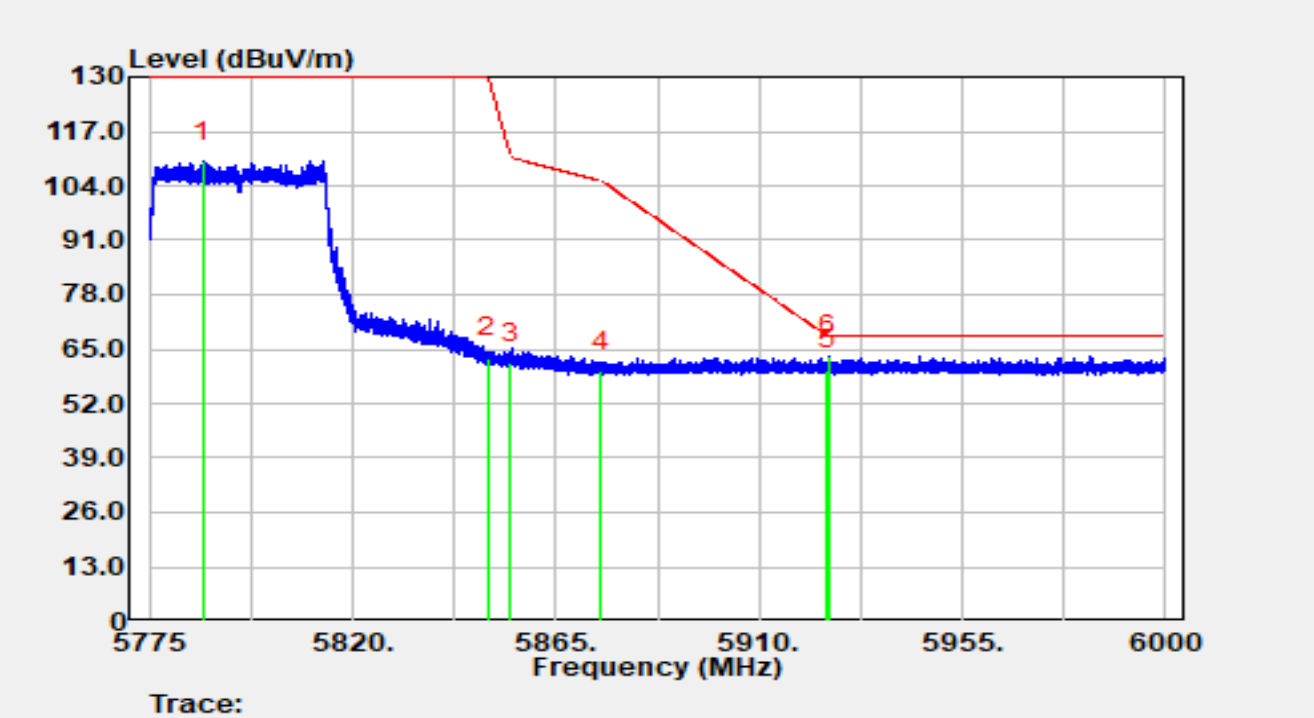

No	Mark	Frequency (MHz)	Reading (dBμV)	C.F (dB/m)	Measurement (dBμV/m)	Margin (dB)	Limit (dBμV/m)	Detector
1		5786.880	113.01	-3.17	109.85	N/A	N/A	Peak
2		5850.000	65.72	-2.82	62.90	-67.10	130.00	Peak
3		5855.000	64.35	-2.71	61.64	-49.16	110.80	Peak
4		5875.000	62.64	-2.82	59.82	-45.38	105.20	Peak
5		5925.000	62.54	-2.64	59.89	-8.31	68.20	Peak
6	*	5925.458	65.94	-2.65	63.29	-4.91	68.20	Peak

Notes:

1. " * " indicates the worst-case emission level observed during the measurement.
2. C.F (dB/m) = Antenna Factor (dB/m) + Cable Loss (dB) + Attenuation (dB) - AMP (dB).
3. Measurement (dBμV/m) = Reading (dBμV) + C.F (dB/m).

Site	SIP-AC2	Test Date	2025-08-08
Temperature	21.5 °C	Humidity	67.9%
Limit	FCC_Part 15.407_Band Edge(3 m)	Test Engineer	Justin Guo
Factor	BBHA 9120D_02042	Polarity	Vertical
EUT	OmniAccess Stellar (AP571e)	Test Voltage	By PoE
Test Mode	Transmit by 802.11ax-HE40 at 5795 MHz		

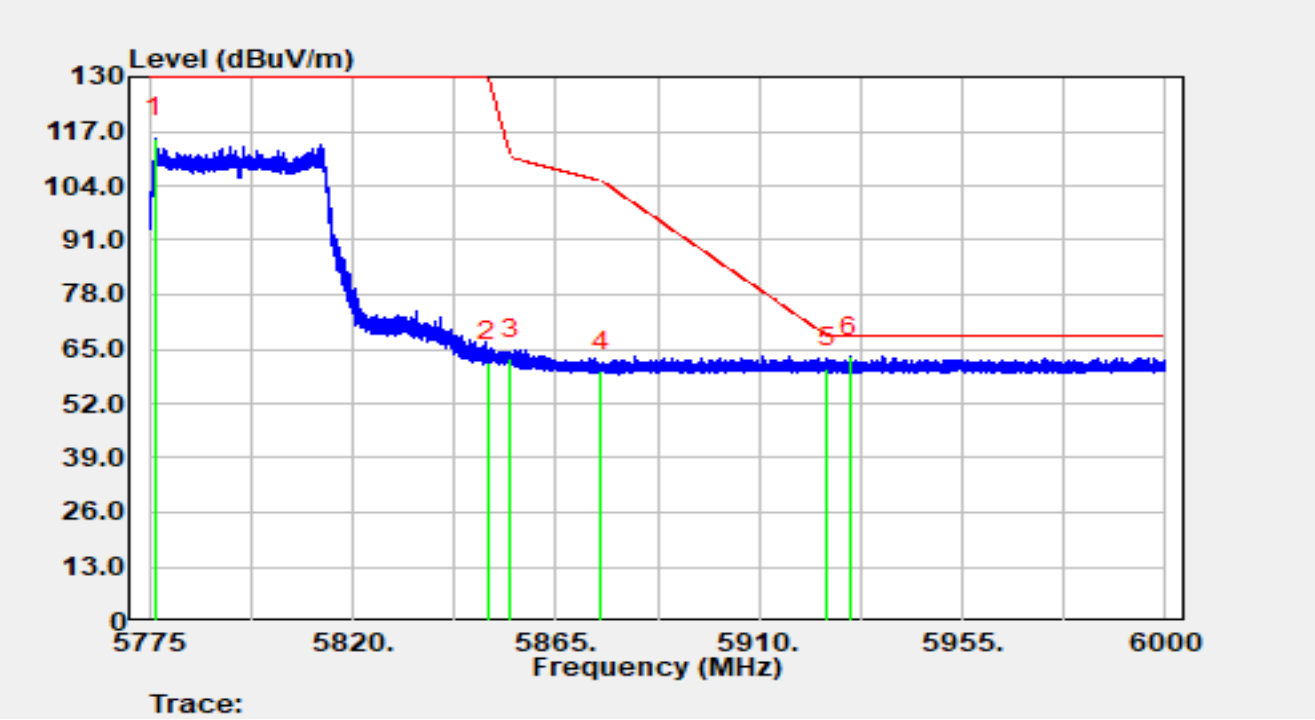

No	Mark	Frequency (MHz)	Reading (dBμV)	C.F (dB/m)	Measurement (dBμV/m)	Margin (dB)	Limit (dBμV/m)	Detector
1		5776.350	118.25	-2.95	115.30	N/A	N/A	Peak
2		5850.000	64.79	-2.82	61.97	-68.03	130.00	Peak
3		5855.000	65.39	-2.71	62.68	-48.12	110.80	Peak
4		5875.000	62.46	-2.82	59.64	-45.56	105.20	Peak
5		5925.000	63.14	-2.64	60.49	-7.71	68.20	Peak
6	*	5930.160	65.96	-2.68	63.28	-4.92	68.20	Peak

Notes:

1. " * " indicates the worst-case emission level observed during the measurement.
2. C.F (dB/m) = Antenna Factor (dB/m) + Cable Loss (dB) + Attenuation (dB) - AMP (dB).
3. Measurement (dBμV/m) = Reading (dBμV) + C.F (dB/m).

Site	SIP-AC3	Test Date	2025-08-11
Temperature	24.9 °C	Humidity	70.3%
Limit	FCC_Part 15_Band Edge(3 m)	Test Engineer	Mero Zhou
Factor	HF907_102861	Polarity	Horizontal
EUT	OmniAccess Stellar (AP571e)	Test Voltage	By PoE
Test Mode	Transmit by 802.11ax-HE80 at 5210 MHz		

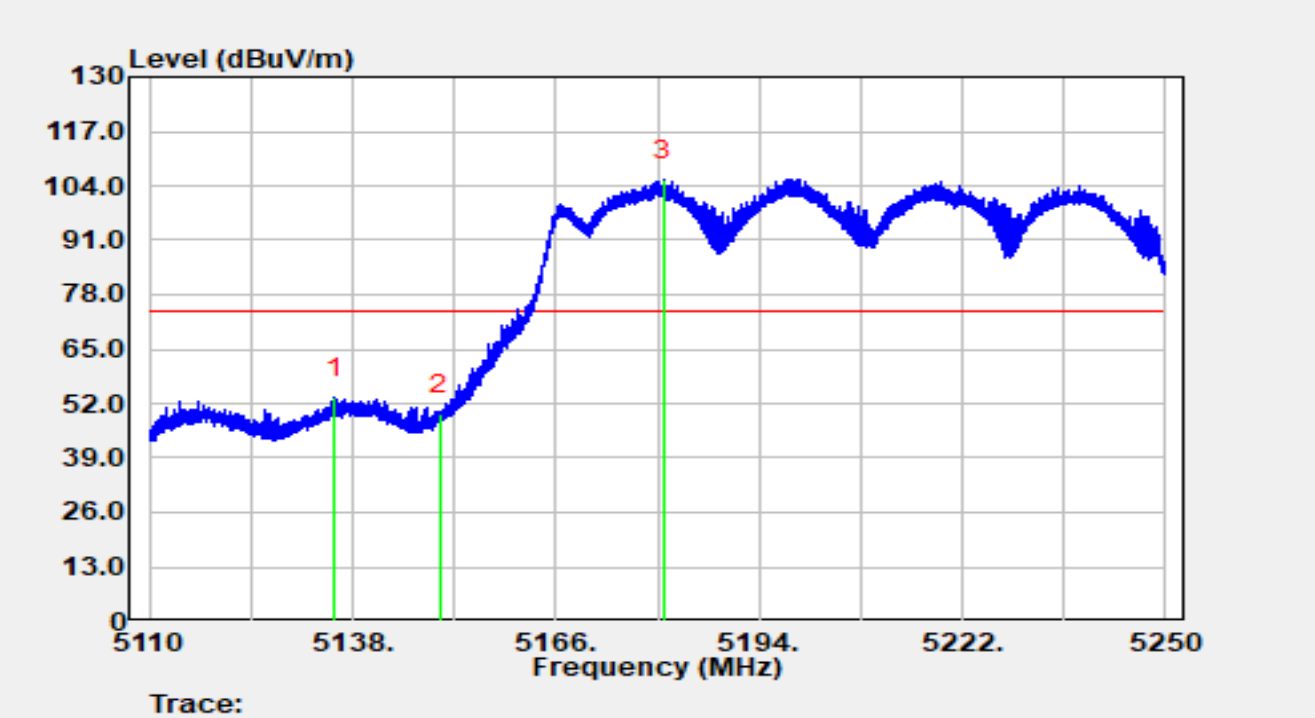

No	Mark	Frequency (MHz)	Reading (dBμV)	C.F (dB/m)	Measurement (dBμV/m)	Margin (dB)	Limit (dBμV/m)	Detector
1	*	5135.466	55.82	-2.54	53.28	-20.72	74.00	Peak
2		5150.000	49.85	-0.54	49.30	-24.70	74.00	Peak
3		5180.770	59.55	45.91	105.46	N/A	N/A	Peak

Notes:

1. " * " indicates the worst-case emission level observed during the measurement.
2. C.F (dB/m) = Antenna Factor (dB/m) + Cable Loss (dB) + Attenuation (dB) - AMP (dB).
3. Measurement (dBμV/m) = Reading (dBμV) + C.F (dB/m).

Site	SIP-AC3	Test Date	2025-08-11
Temperature	24.9 °C	Humidity	70.3%
Limit	FCC_Part 15_Band Edge(3 m)	Test Engineer	Mero Zhou
Factor	HF907_102861	Polarity	Horizontal
EUT	OmniAccess Stellar (AP571e)	Test Voltage	By PoE
Test Mode	Transmit by 802.11ax-HE80 at 5210 MHz		

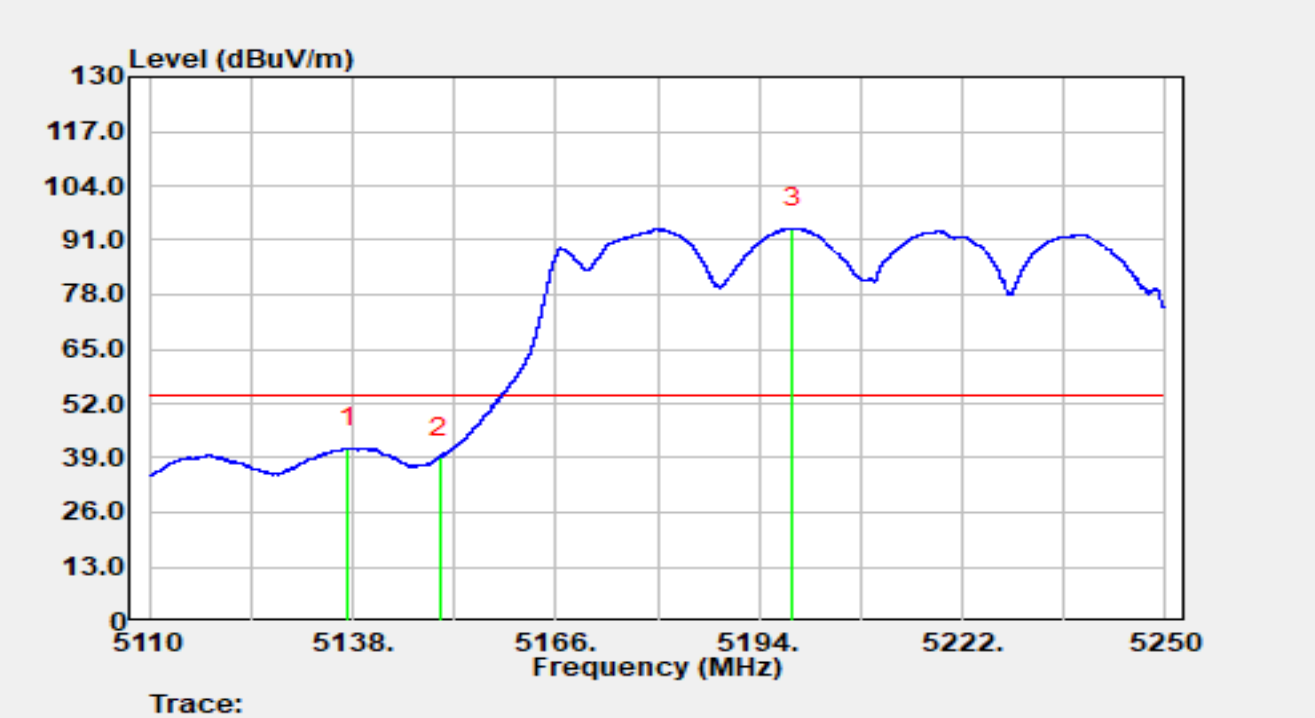

No	Mark	Frequency (MHz)	Reading (dBμV)	C.F (dB/m)	Measurement (dBμV/m)	Margin (dB)	Limit (dBμV/m)	Detector
1	*	5137.426	43.66	-2.34	41.32	-12.68	54.00	Average
2		5150.000	39.70	-0.54	39.15	-14.85	54.00	Average
3		5198.704	55.54	38.37	93.91	N/A	N/A	Average

Notes:

1. " * " indicates the worst-case emission level observed during the measurement.
2. C.F (dB/m) = Antenna Factor (dB/m) + Cable Loss (dB) + Attenuation (dB) - AMP (dB).
3. Measurement (dBμV/m) = Reading (dBμV) + C.F (dB/m).

Site	SIP-AC3	Test Date	2025-08-11
Temperature	24.9 °C	Humidity	70.3%
Limit	FCC_Part 15_Band Edge(3 m)	Test Engineer	Mero Zhou
Factor	HF907_102861	Polarity	Vertical
EUT	OmniAccess Stellar (AP571e)	Test Voltage	By PoE
Test Mode	Transmit by 802.11ax-HE80 at 5210 MHz		

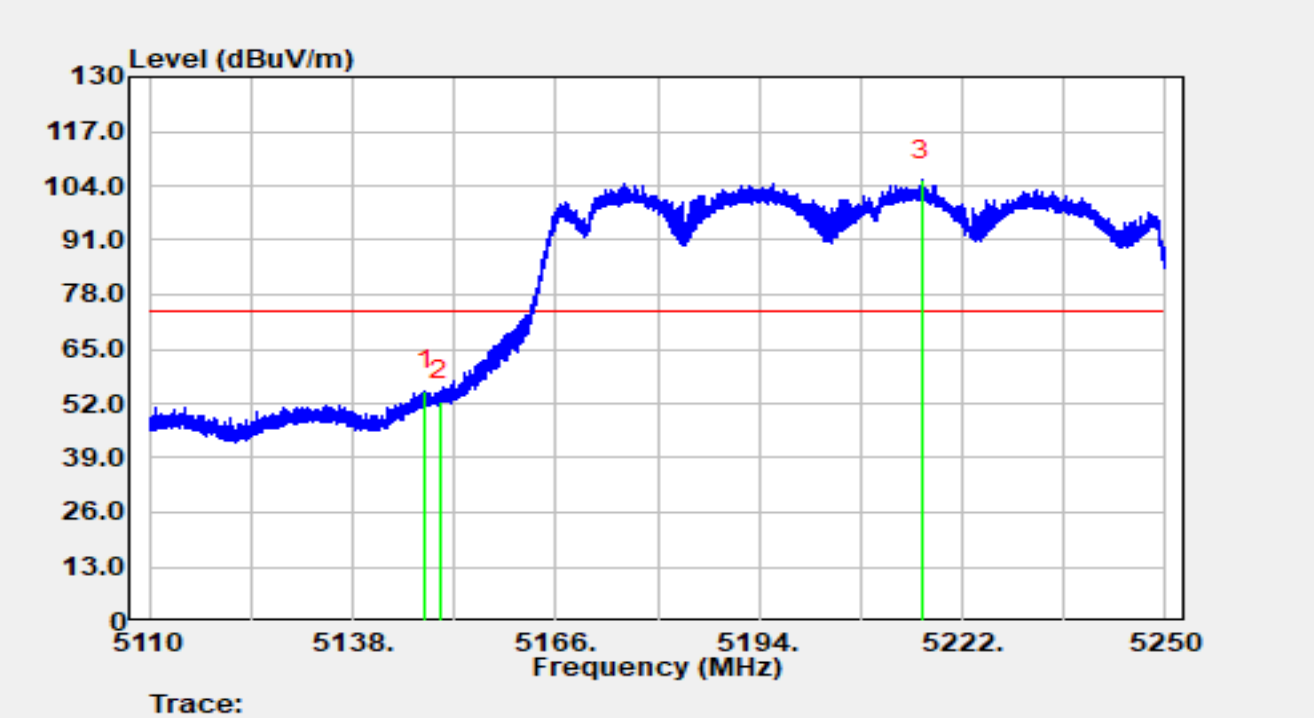

No	Mark	Frequency (MHz)	Reading (dBμV)	C.F (dB/m)	Measurement (dBμV/m)	Margin (dB)	Limit (dBμV/m)	Detector
1	*	5147.926	55.91	-0.96	54.94	-19.06	74.00	Peak
2		5150.000	53.15	-0.54	52.61	-21.39	74.00	Peak
3		5216.344	64.36	40.91	105.27	N/A	N/A	Peak

Notes:

1. " * " indicates the worst-case emission level observed during the measurement.
2. C.F (dB/m) = Antenna Factor (dB/m) + Cable Loss (dB) + Attenuation (dB) - AMP (dB).
3. Measurement (dBμV/m) = Reading (dBμV) + C.F (dB/m).

Site	SIP-AC3	Test Date	2025-08-11
Temperature	24.9 °C	Humidity	70.3%
Limit	FCC_Part 15_Band Edge(3 m)	Test Engineer	Mero Zhou
Factor	HF907_102861	Polarity	Vertical
EUT	OmniAccess Stellar (AP571e)	Test Voltage	By PoE
Test Mode	Transmit by 802.11ax-HE80 at 5210 MHz		

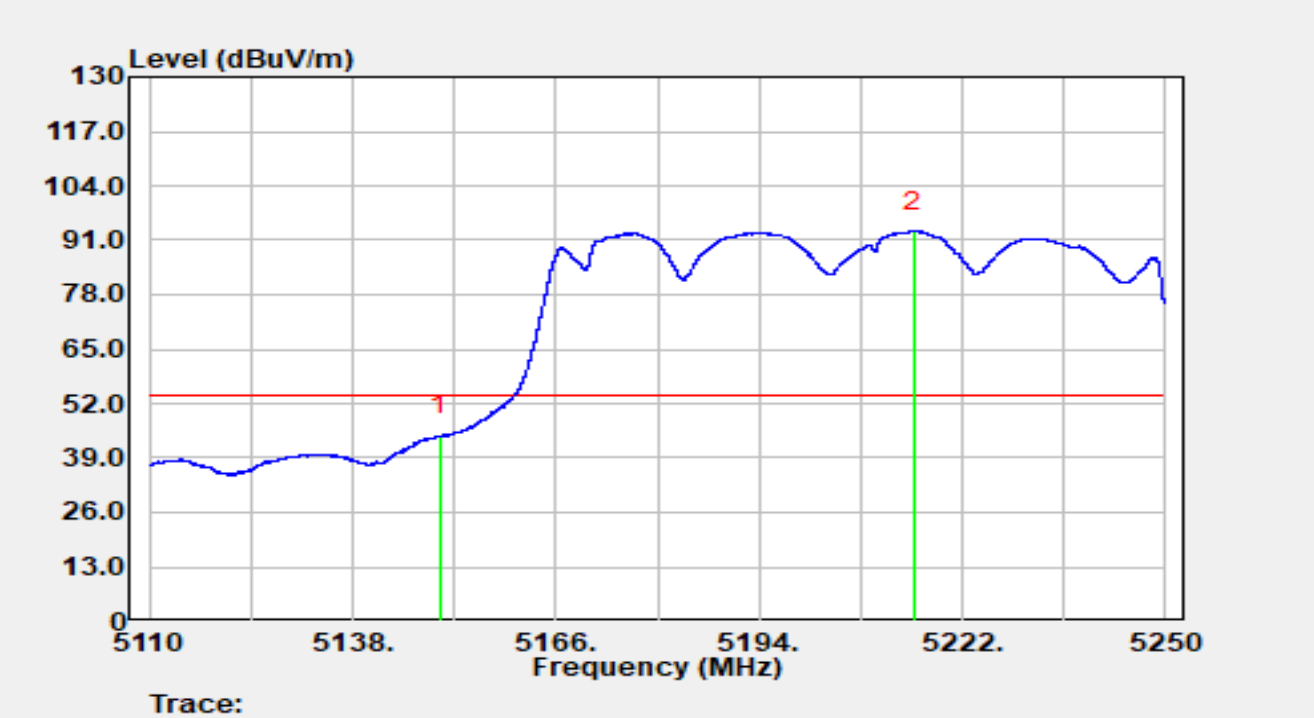

No	Mark	Frequency (MHz)	Reading (dBμV)	C.F (dB/m)	Measurement (dBμV/m)	Margin (dB)	Limit (dBμV/m)	Detector
1	*	5150.000	44.75	-0.54	44.21	-9.79	54.00	Average
2		5215.294	53.47	39.71	93.18	N/A	N/A	Average

Notes:

1. " * " indicates the worst-case emission level observed during the measurement.
2. C.F (dB/m) = Antenna Factor (dB/m) + Cable Loss (dB) + Attenuation (dB) - AMP (dB).
3. Measurement (dBμV/m) = Reading (dBμV) + C.F (dB/m).

Site	SIP-AC3	Test Date	2025-08-11
Temperature	24.9 °C	Humidity	70.3%
Limit	FCC_Part 15_Band Edge(3 m)	Test Engineer	Mero Zhou
Factor	HF907_102861	Polarity	Horizontal
EUT	OmniAccess Stellar (AP571e)	Test Voltage	By PoE
Test Mode	Transmit by 802.11ax-HE80 at 5290 MHz		

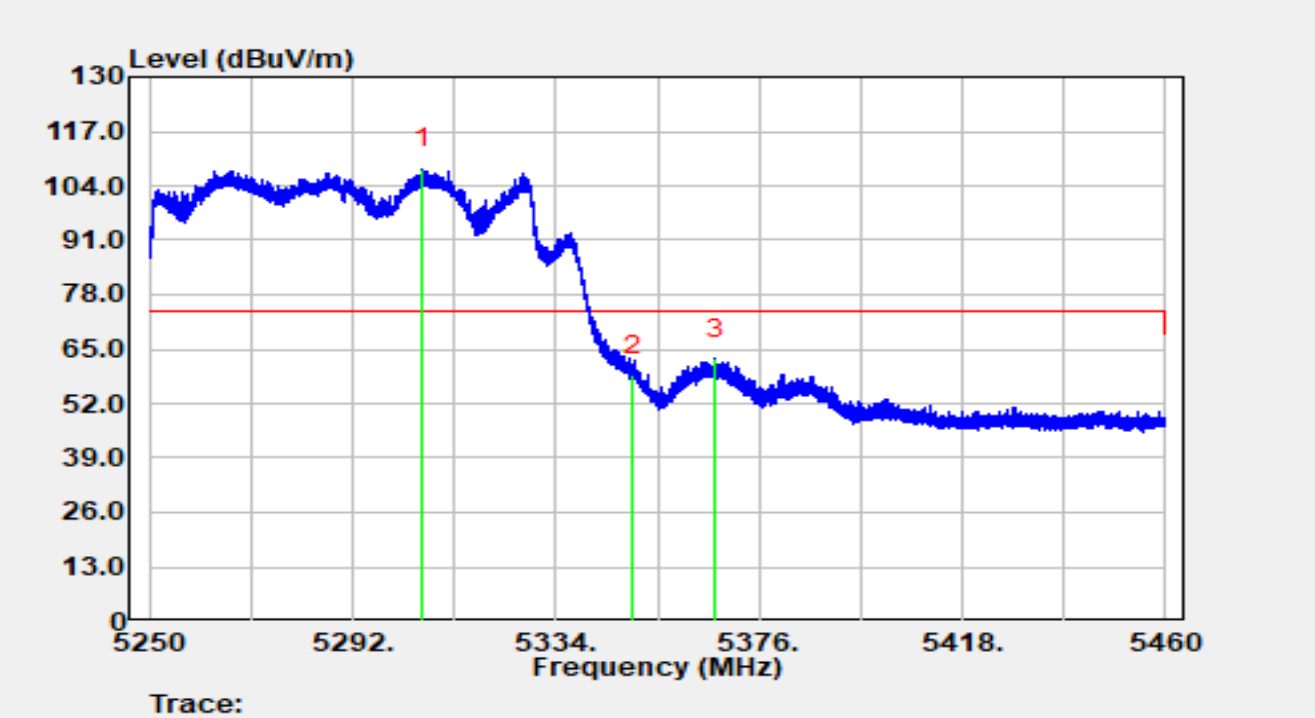

No	Mark	Frequency (MHz)	Reading (dBμV)	C.F (dB/m)	Measurement (dBμV/m)	Margin (dB)	Limit (dBμV/m)	Detector
1		5306.532	65.96	42.14	108.10	N/A	N/A	Peak
2		5350.000	56.38	2.28	58.66	-15.34	74.00	Peak
3	*	5367.054	64.28	-1.50	62.78	-11.22	74.00	Peak

Notes:

1. " * " indicates the worst-case emission level observed during the measurement.
2. C.F (dB/m) = Antenna Factor (dB/m) + Cable Loss (dB) + Attenuation (dB) - AMP (dB).
3. Measurement (dBμV/m) = Reading (dBμV) + C.F (dB/m).

Site	SIP-AC3	Test Date	2025-08-11
Temperature	24.9 °C	Humidity	70.3%
Limit	FCC_Part 15_Band Edge(3 m)	Test Engineer	Mero Zhou
Factor	HF907_102861	Polarity	Horizontal
EUT	OmniAccess Stellar (AP571e)	Test Voltage	By PoE
Test Mode	Transmit by 802.11ax-HE80 at 5290 MHz		

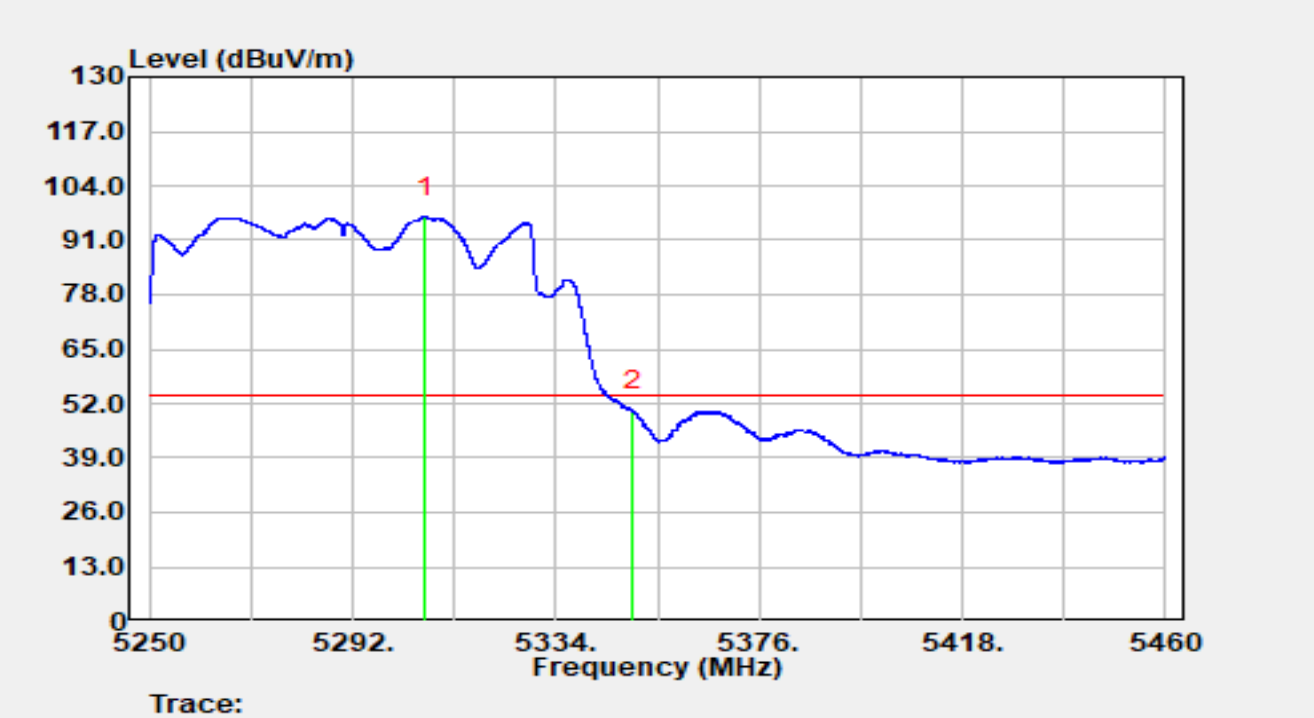

No	Mark	Frequency (MHz)	Reading (dBμV)	C.F (dB/m)	Measurement (dBμV/m)	Margin (dB)	Limit (dBμV/m)	Detector
1		5306.868	54.45	42.10	96.55	N/A	N/A	Average
2	*	5350.000	47.90	2.28	50.18	-3.82	54.00	Average

Notes:

1. " * " indicates the worst-case emission level observed during the measurement.
2. C.F (dB/m) = Antenna Factor (dB/m) + Cable Loss (dB) + Attenuation (dB) - AMP (dB).
3. Measurement (dBμV/m) = Reading (dBμV) + C.F (dB/m).

Site	SIP-AC3	Test Date	2025-08-11
Temperature	24.9 °C	Humidity	70.3%
Limit	FCC_Part 15_Band Edge(3 m)	Test Engineer	Mero Zhou
Factor	HF907_102861	Polarity	Vertical
EUT	OmniAccess Stellar (AP571e)	Test Voltage	By PoE
Test Mode	Transmit by 802.11ax-HE80 at 5290 MHz		

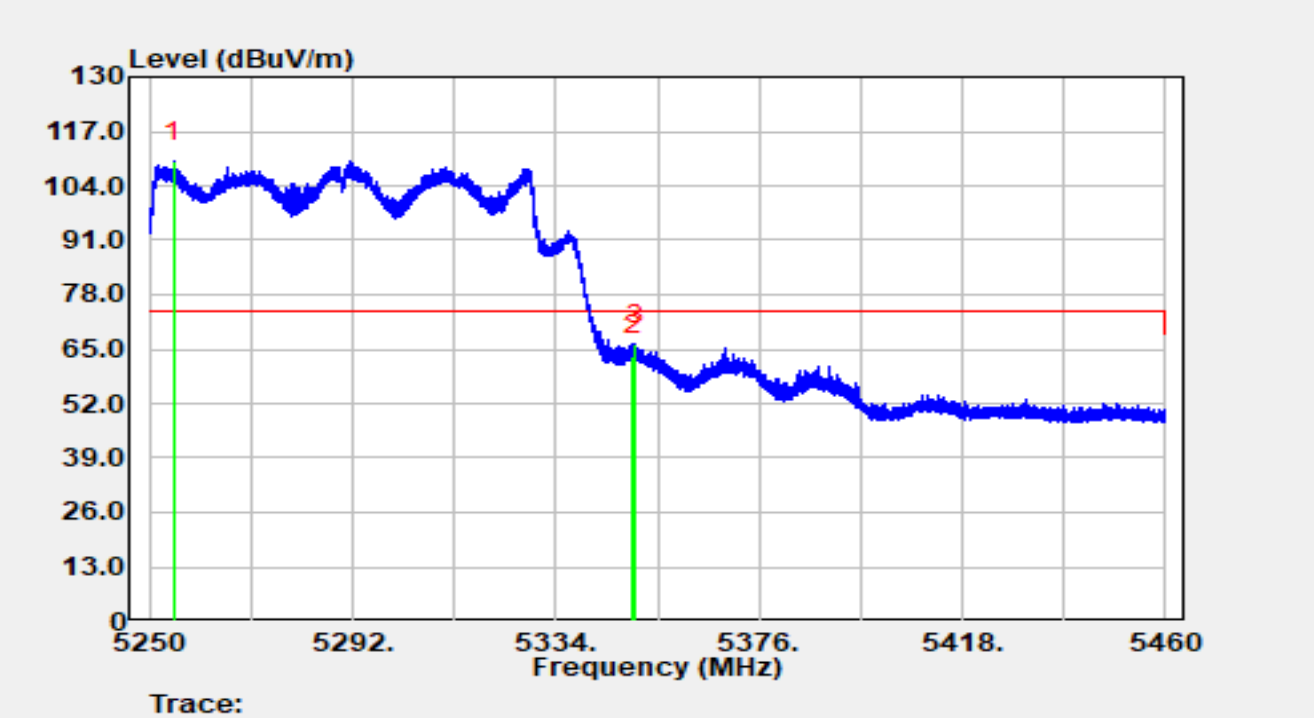

No	Mark	Frequency (MHz)	Reading (dBμV)	C.F (dB/m)	Measurement (dBμV/m)	Margin (dB)	Limit (dBμV/m)	Detector
1		5255.061	69.09	40.63	109.72	N/A	N/A	Peak
2		5350.000	61.23	2.28	63.51	-10.49	74.00	Peak
3	*	5350.359	64.04	2.09	66.13	-7.87	74.00	Peak

Notes:

1. " * " indicates the worst-case emission level observed during the measurement.
2. C.F (dB/m) = Antenna Factor (dB/m) + Cable Loss (dB) + Attenuation (dB) - AMP (dB).
3. Measurement (dBμV/m) = Reading (dBμV) + C.F (dB/m).

Site	SIP-AC3	Test Date	2025-08-11
Temperature	24.9 °C	Humidity	70.3%
Limit	FCC_Part 15_Band Edge(3 m)	Test Engineer	Mero Zhou
Factor	HF907_102861	Polarity	Vertical
EUT	OmniAccess Stellar (AP571e)	Test Voltage	By PoE
Test Mode	Transmit by 802.11ax-HE80 at 5290 MHz		

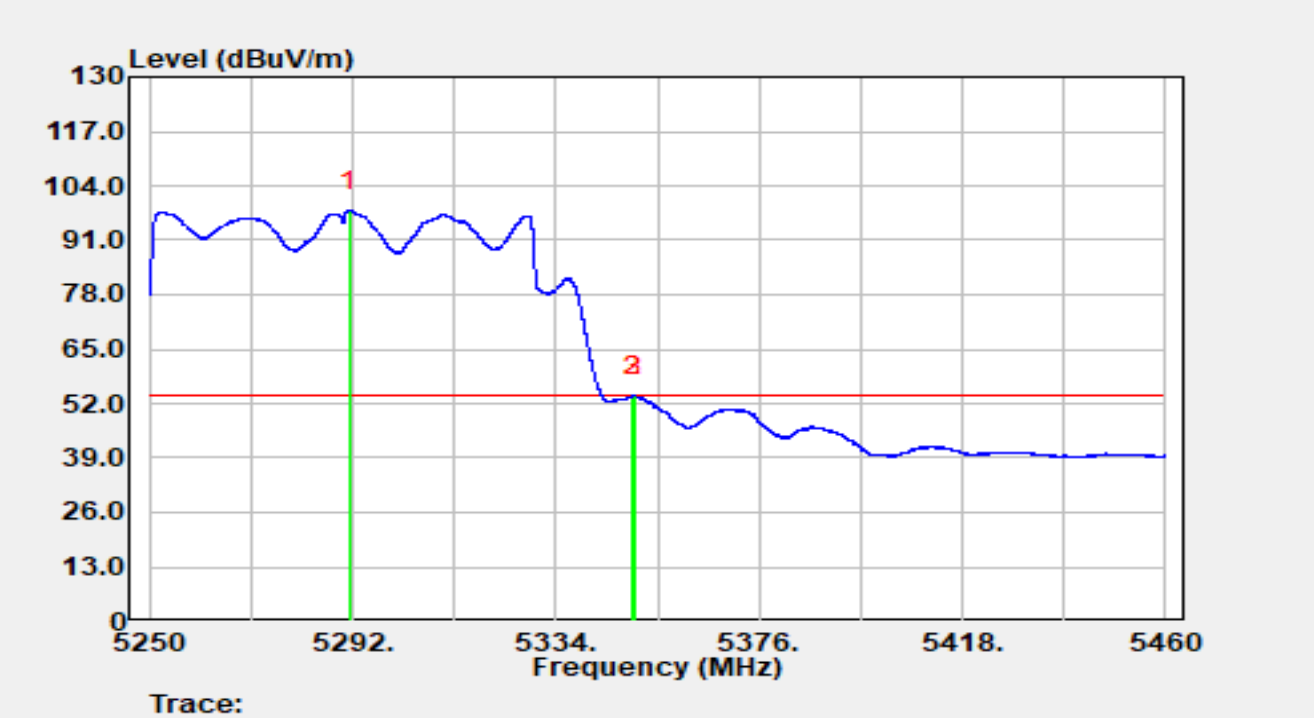

No	Mark	Frequency (MHz)	Reading (dBμV)	C.F (dB/m)	Measurement (dBμV/m)	Margin (dB)	Limit (dBμV/m)	Detector
1		5291.223	56.78	41.26	98.03	N/A	N/A	Average
2		5350.000	51.36	2.28	53.64	-0.36	54.00	Average
3	*	5350.170	51.60	2.19	53.79	-0.21	54.00	Average

Notes:

1. " * " indicates the worst-case emission level observed during the measurement.
2. C.F (dB/m) = Antenna Factor (dB/m) + Cable Loss (dB) + Attenuation (dB) - AMP (dB).
3. Measurement (dBμV/m) = Reading (dBμV) + C.F (dB/m).

Site	SIP-AC2	Test Date	2025-08-08
Temperature	21.5 °C	Humidity	67.9%
Limit	FCC_Part 15_Band Edge(3 m)	Test Engineer	Justin Guo
Factor	BBHA 9120D_02042	Polarity	Horizontal
EUT	OmniAccess Stellar (AP571e)	Test Voltage	By PoE
Test Mode	Transmit by 802.11ax-HE80 at 5530 MHz		

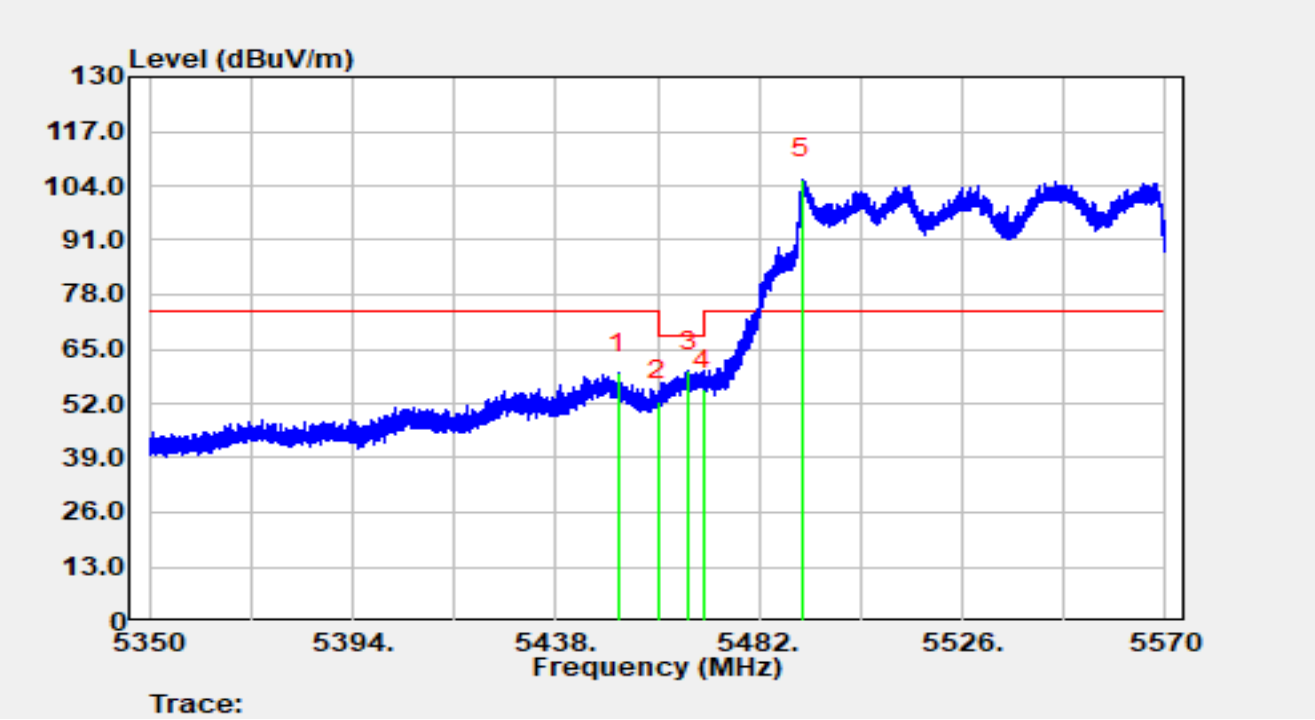

No	Mark	Frequency (MHz)	Reading (dBμV)	C.F (dB/m)	Measurement (dBμV/m)	Margin (dB)	Limit (dBμV/m)	Detector
1		5451.442	60.75	-1.53	59.21	-14.79	74.00	Peak
2		5460.000	53.64	-1.09	52.56	-15.64	68.20	Peak
3	*	5466.798	59.89	-0.16	59.73	-8.47	68.20	Peak
4		5470.000	54.69	0.57	55.27	-12.93	68.20	Peak
5		5491.350	59.11	46.58	105.69	N/A	N/A	Peak

Notes:

1. " * " indicates the worst-case emission level observed during the measurement.
2. C.F (dB/m) = Antenna Factor (dB/m) + Cable Loss (dB) + Attenuation (dB) - AMP (dB).
3. Measurement (dBμV/m) = Reading (dBμV) + C.F (dB/m).

Site	SIP-AC2	Test Date	2025-08-08
Temperature	21.5 °C	Humidity	67.9%
Limit	FCC_Part 15_Band Edge(3 m)	Test Engineer	Justin Guo
Factor	BBHA 9120D_02042	Polarity	Horizontal
EUT	OmniAccess Stellar (AP571e)	Test Voltage	By PoE
Test Mode	Transmit by 802.11ax-HE80 at 5530 MHz		

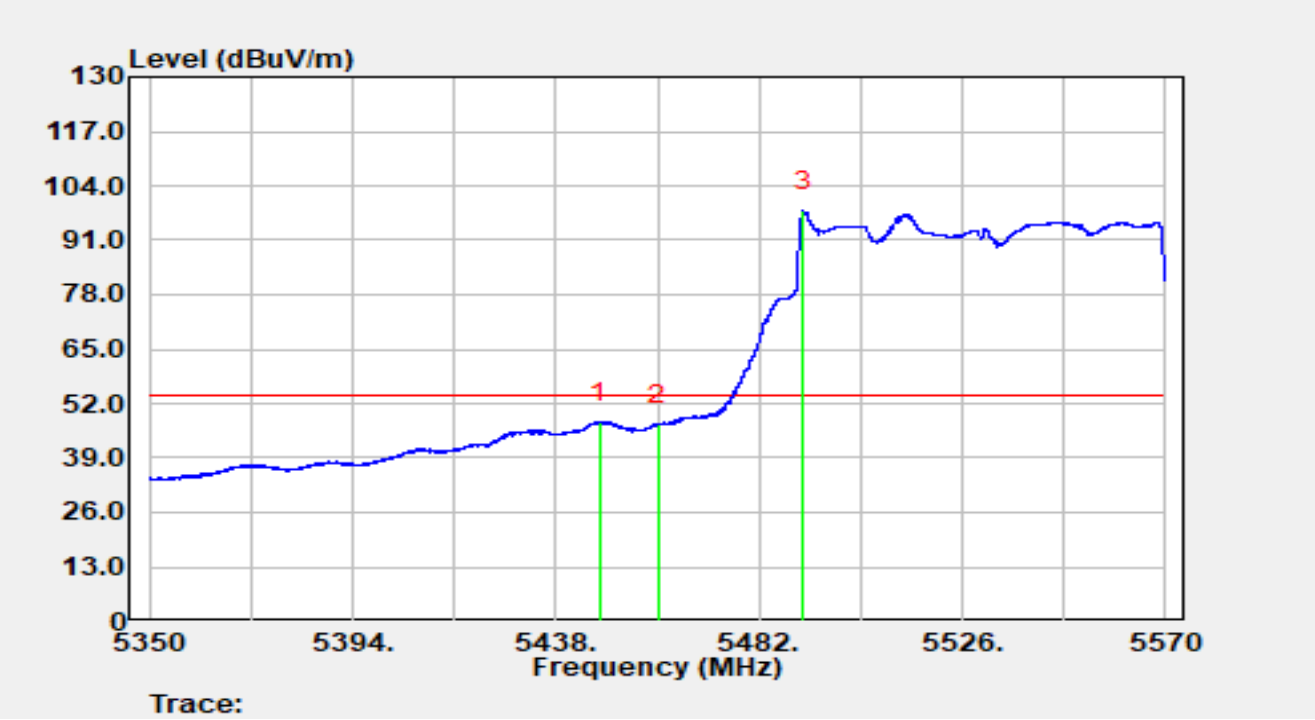

No	Mark	Frequency (MHz)	Reading (dBμV)	C.F (dB/m)	Measurement (dBμV/m)	Margin (dB)	Limit (dBμV/m)	Detector
1	*	5447.438	49.20	-1.67	47.53	-6.47	54.00	Average
2		5460.000	48.08	-1.09	46.99	-7.01	54.00	Average
3		5491.636	51.08	46.96	98.05	N/A	N/A	Average

Notes:

1. " * " indicates the worst-case emission level observed during the measurement.
2. C.F (dB/m) = Antenna Factor (dB/m) + Cable Loss (dB) + Attenuation (dB) - AMP (dB).
3. Measurement (dBμV/m) = Reading (dBμV) + C.F (dB/m).

Site	SIP-AC2	Test Date	2025-08-08
Temperature	21.5 °C	Humidity	67.9%
Limit	FCC_Part 15_Band Edge(3 m)	Test Engineer	Justin Guo
Factor	BBHA 9120D_02042	Polarity	Vertical
EUT	OmniAccess Stellar (AP571e)	Test Voltage	By PoE
Test Mode	Transmit by 802.11ax-HE80 at 5530 MHz		

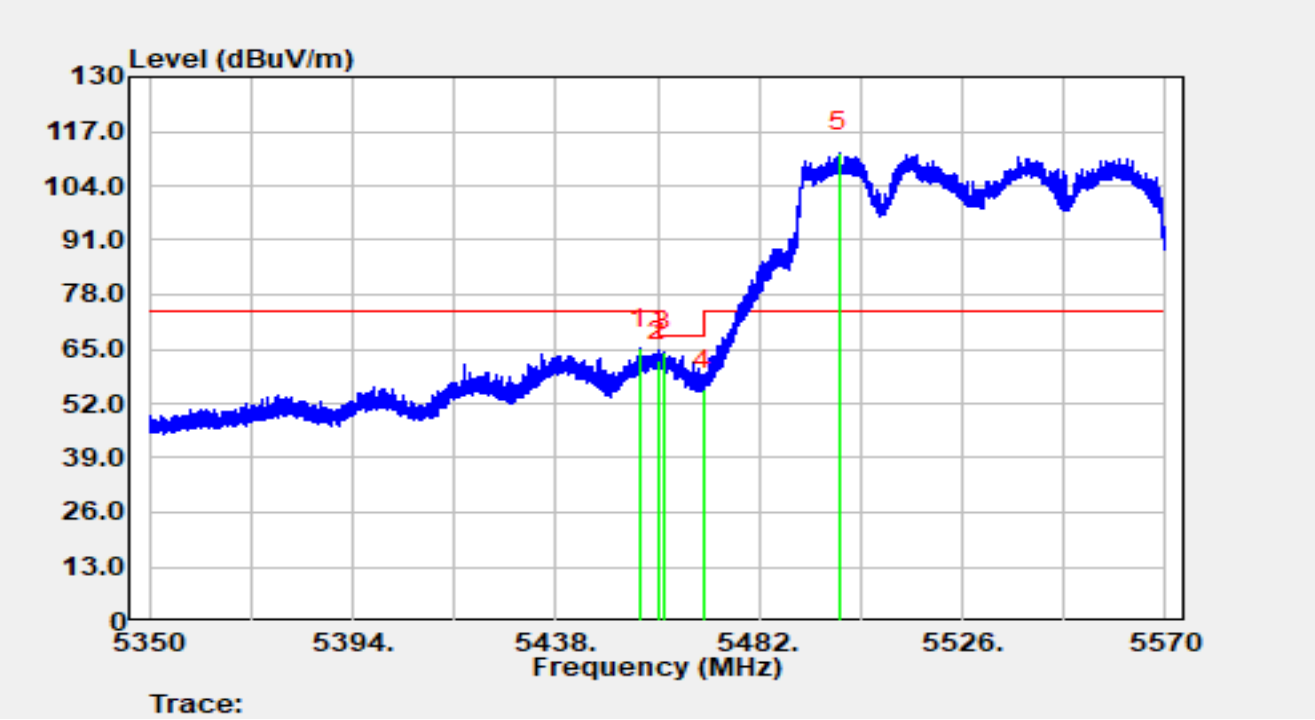

No	Mark	Frequency (MHz)	Reading (dBμV)	C.F (dB/m)	Measurement (dBμV/m)	Margin (dB)	Limit (dBμV/m)	Detector
1		5455.996	66.38	-1.37	65.01	-8.99	74.00	Peak
2		5460.000	63.32	-1.09	62.23	-5.97	68.20	Peak
3	*	5461.166	65.46	-0.99	64.47	-3.73	68.20	Peak
4		5470.000	54.84	0.57	55.41	-12.79	68.20	Peak
5		5499.226	71.71	40.34	112.05	N/A	N/A	Peak

Notes:

1. " * " indicates the worst-case emission level observed during the measurement.
2. C.F (dB/m) = Antenna Factor (dB/m) + Cable Loss (dB) + Attenuation (dB) - AMP (dB).
3. Measurement (dBμV/m) = Reading (dBμV) + C.F (dB/m).

Site	SIP-AC2	Test Date	2025-08-08
Temperature	21.5 °C	Humidity	67.9%
Limit	FCC_Part 15_Band Edge(3 m)	Test Engineer	Justin Guo
Factor	BBHA 9120D_02042	Polarity	Vertical
EUT	OmniAccess Stellar (AP571e)	Test Voltage	By PoE
Test Mode	Transmit by 802.11ax-HE80 at 5530 MHz		

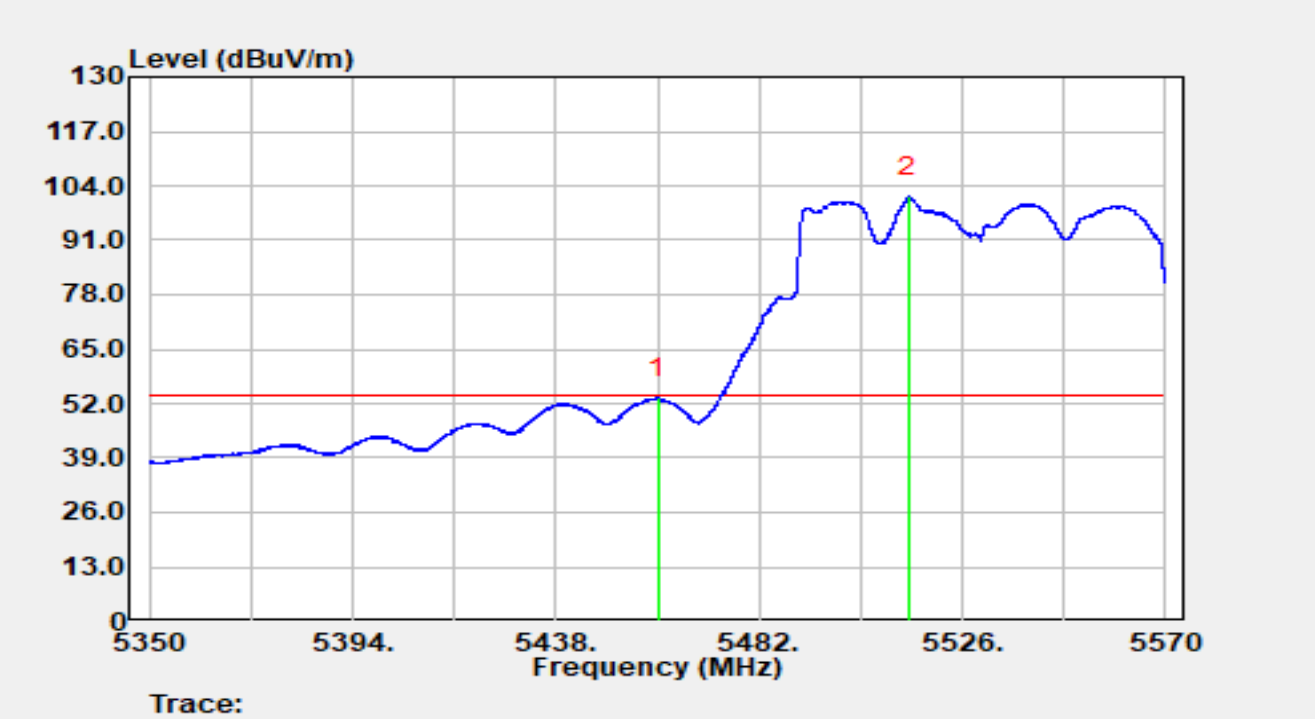

No	Mark	Frequency (MHz)	Reading (dBμV)	C.F (dB/m)	Measurement (dBμV/m)	Margin (dB)	Limit (dBμV/m)	Detector
1	*	5460.000	54.33	-1.09	53.24	-0.76	54.00	Average
2		5514.450	55.87	45.47	101.34	N/A	N/A	Average

Notes:

1. " * " indicates the worst-case emission level observed during the measurement.
2. C.F (dB/m) = Antenna Factor (dB/m) + Cable Loss (dB) + Attenuation (dB) - AMP (dB).
3. Measurement (dBμV/m) = Reading (dBμV) + C.F (dB/m).

Site	SIP-AC2	Test Date	2025-08-08
Temperature	21.5 °C	Humidity	67.9%
Limit	FCC_Part 15_Band Edge(3 m)	Test Engineer	Justin Guo
Factor	BBHA 9120D_02042	Polarity	Horizontal
EUT	OmniAccess Stellar (AP571e)	Test Voltage	By PoE
Test Mode	Transmit by 802.11ax-HE80 at 5610 MHz		

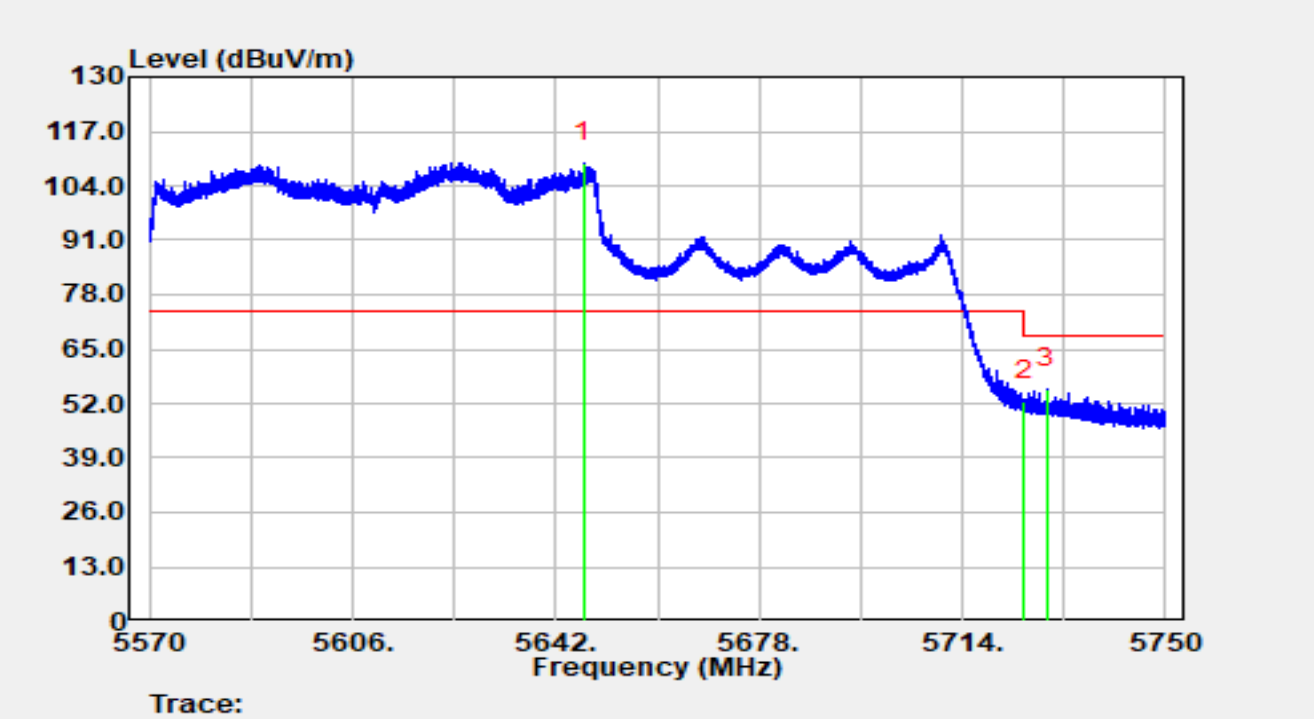

No	Mark	Frequency (MHz)	Reading (dBμV)	C.F (dB/m)	Measurement (dBμV/m)	Margin (dB)	Limit (dBμV/m)	Detector
1		5646.914	65.23	44.34	109.57	N/A	N/A	Peak
2		5725.000	49.92	2.78	52.70	-15.50	68.20	Peak
3	*	5728.940	54.29	1.22	55.51	-12.69	68.20	Peak

Notes:

1. " * " indicates the worst-case emission level observed during the measurement.
2. C.F (dB/m) = Antenna Factor (dB/m) + Cable Loss (dB) + Attenuation (dB) - AMP (dB).
3. Measurement (dBμV/m) = Reading (dBμV) + C.F (dB/m).

Site	SIP-AC2	Test Date	2025-08-08
Temperature	21.5 °C	Humidity	67.9%
Limit	FCC_Part 15_Band Edge(3 m)	Test Engineer	Justin Guo
Factor	BBHA 9120D_02042	Polarity	Vertical
EUT	OmniAccess Stellar (AP571e)	Test Voltage	By PoE
Test Mode	Transmit by 802.11ax-HE80 at 5610 MHz		

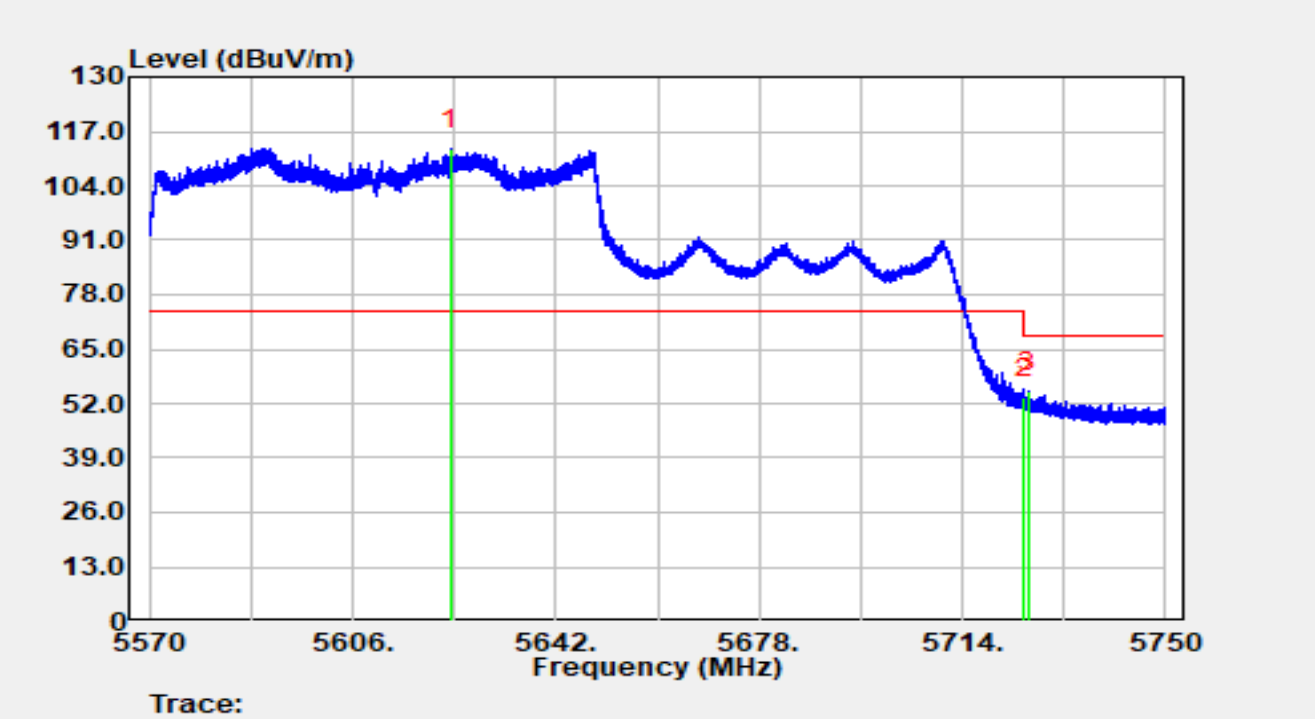

No	Mark	Frequency (MHz)	Reading (dBμV)	C.F (dB/m)	Measurement (dBμV/m)	Margin (dB)	Limit (dBμV/m)	Detector
1		5623.226	71.48	41.21	112.70	N/A	N/A	Peak
2		5725.000	50.53	2.78	53.31	-14.89	68.20	Peak
3	*	5725.772	52.43	2.36	54.79	-13.41	68.20	Peak

Notes:

1. " * " indicates the worst-case emission level observed during the measurement.
2. C.F (dB/m) = Antenna Factor (dB/m) + Cable Loss (dB) + Attenuation (dB) - AMP (dB).
3. Measurement (dBμV/m) = Reading (dBμV) + C.F (dB/m).

Site	SIP-AC2	Test Date	2025-08-08
Temperature	21.5 °C	Humidity	67.9%
Limit	FCC_Part 15.407_Band Edge(3 m)	Test Engineer	Justin Guo
Factor	BBHA 9120D_02042	Polarity	Horizontal
EUT	OmniAccess Stellar (AP571e)	Test Voltage	By PoE
Test Mode	Transmit by 802.11ax-HE80 at 5775 MHz		

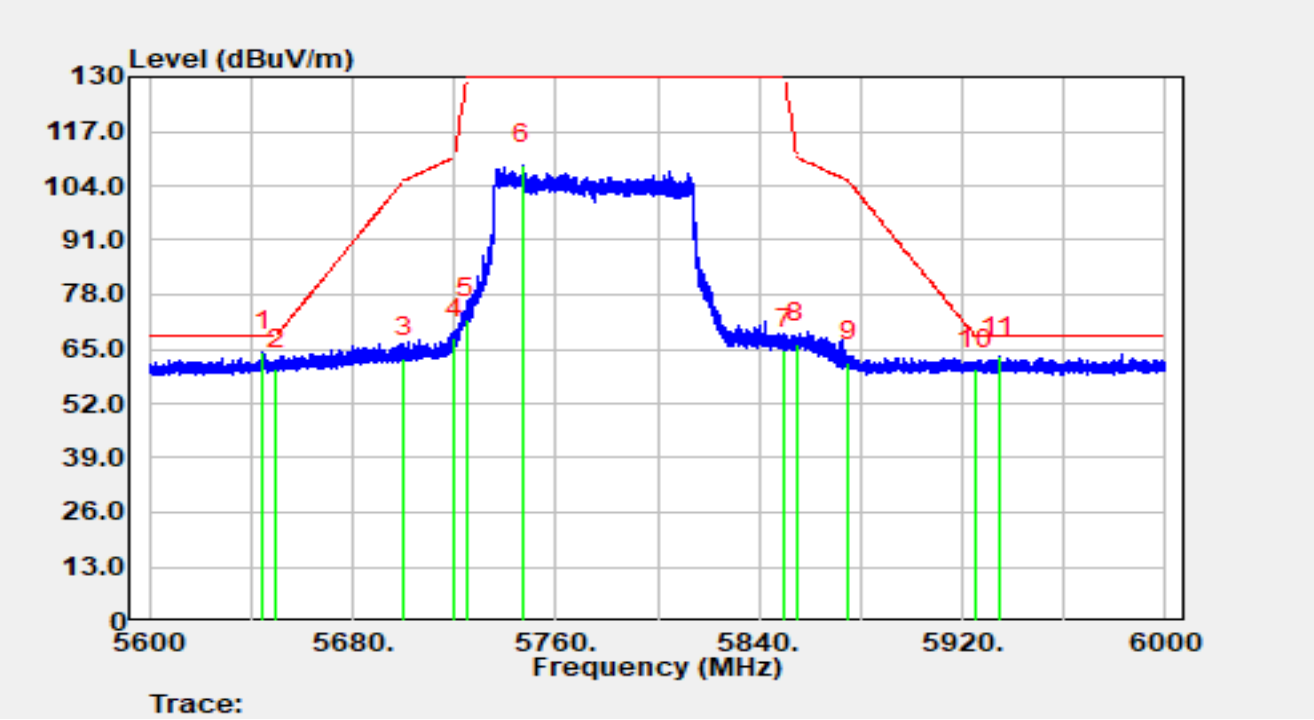

No	Mark	Frequency (MHz)	Reading (dBμV)	C.F (dB/m)	Measurement (dBμV/m)	Margin (dB)	Limit (dBμV/m)	Detector
1	*	5644.400	67.72	-3.34	64.38	-3.82	68.20	Peak
2		5650.000	63.69	-3.39	60.30	-7.90	68.20	Peak
3		5700.000	66.26	-3.36	62.89	-42.31	105.20	Peak
4		5720.000	70.90	-3.24	67.66	-43.14	110.80	Peak
5		5725.000	75.53	-3.21	72.32	-57.68	130.00	Peak
6		5746.560	112.17	-3.18	108.99	N/A	N/A	Peak
7		5850.000	67.64	-2.82	64.82	-65.18	130.00	Peak
8		5855.000	68.99	-2.71	66.28	-44.52	110.80	Peak
9		5875.000	64.85	-2.82	62.03	-43.17	105.20	Peak
10		5925.000	62.83	-2.64	60.19	-8.01	68.20	Peak
11		5934.480	65.82	-2.67	63.15	-5.05	68.20	Peak

Notes:

1. " * " indicates the worst-case emission level observed during the measurement.

2. C.F (dB/m) = Antenna Factor (dB/m) + Cable Loss (dB) + Attenuation (dB) - AMP (dB).

3. Measurement (dBμV/m) = Reading (dBμV) + C.F (dB/m).

Site	SIP-AC2	Test Date	2025-08-08
Temperature	21.5 °C	Humidity	67.9%
Limit	FCC_Part 15.407_Band Edge(3 m)	Test Engineer	Justin Guo
Factor	BBHA 9120D_02042	Polarity	Vertical
EUT	OmniAccess Stellar (AP571e)	Test Voltage	By PoE
Test Mode	Transmit by 802.11ax-HE80 at 5775 MHz		

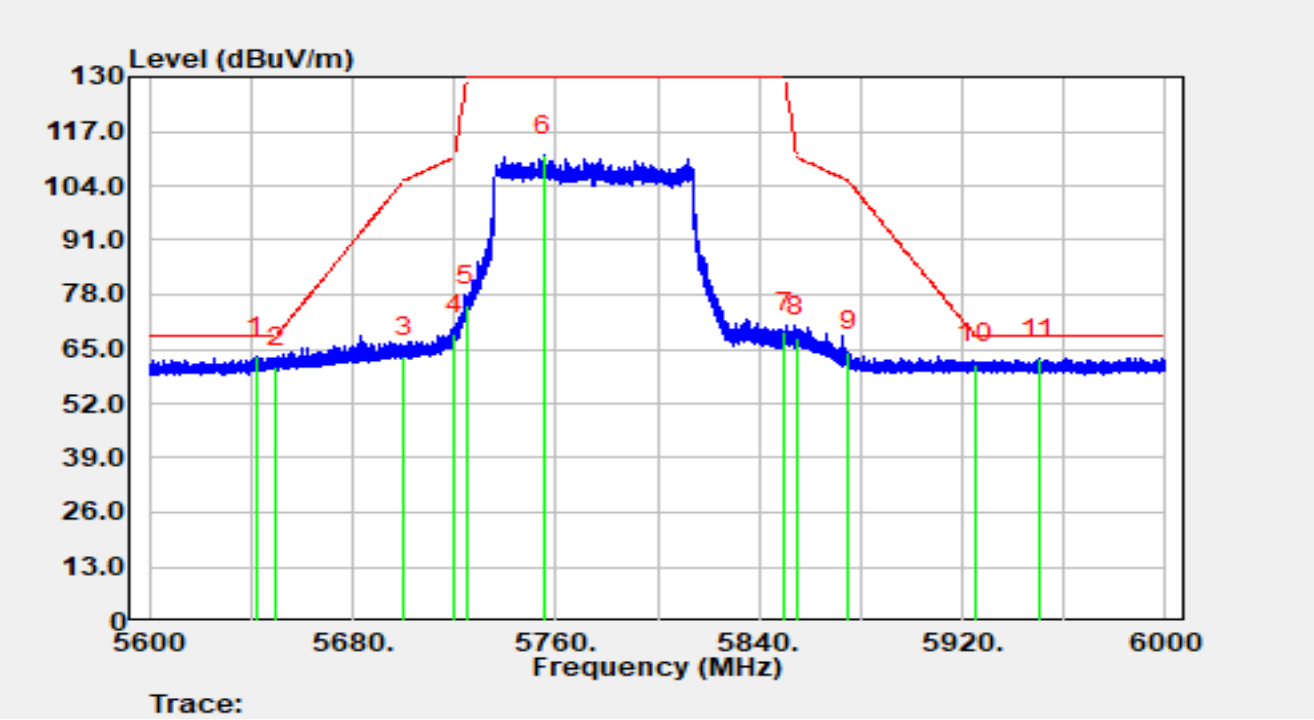

No	Mark	Frequency (MHz)	Reading (dBμV)	C.F (dB/m)	Measurement (dBμV/m)	Margin (dB)	Limit (dBμV/m)	Detector
1	*	5641.840	66.44	-3.31	63.13	-5.07	68.20	Peak
2		5650.000	64.05	-3.39	60.66	-7.54	68.20	Peak
3		5700.000	66.50	-3.36	63.13	-42.07	105.20	Peak
4		5720.000	71.73	-3.24	68.49	-42.31	110.80	Peak
5		5725.000	78.61	-3.21	75.40	-54.60	130.00	Peak
6		5755.440	114.46	-3.30	111.15	N/A	N/A	Peak
7		5850.000	71.78	-2.82	68.96	-61.04	130.00	Peak
8		5855.000	70.51	-2.71	67.80	-43.00	110.80	Peak
9		5875.000	67.10	-2.82	64.28	-40.92	105.20	Peak
10		5925.000	64.02	-2.64	61.38	-6.82	68.20	Peak
11		5950.360	65.30	-2.65	62.65	-5.55	68.20	Peak

Notes:

1. " * " indicates the worst-case emission level observed during the measurement.

2. C.F (dB/m) = Antenna Factor (dB/m) + Cable Loss (dB) + Attenuation (dB) - AMP (dB).

3. Measurement (dBμV/m) = Reading (dBμV) + C.F (dB/m).

Site	SIP-AC3	Test Date	2025-08-11
Temperature	24.9 °C	Humidity	70.3%
Limit	FCC_Part 15_Band Edge(3 m)	Test Engineer	Mero Zhou
Factor	HF907_102861	Polarity	Horizontal
EUT	OmniAccess Stellar (AP571e)	Test Voltage	By PoE
Test Mode	Transmit by 802.11ax-HE160 at 5250 MHz		

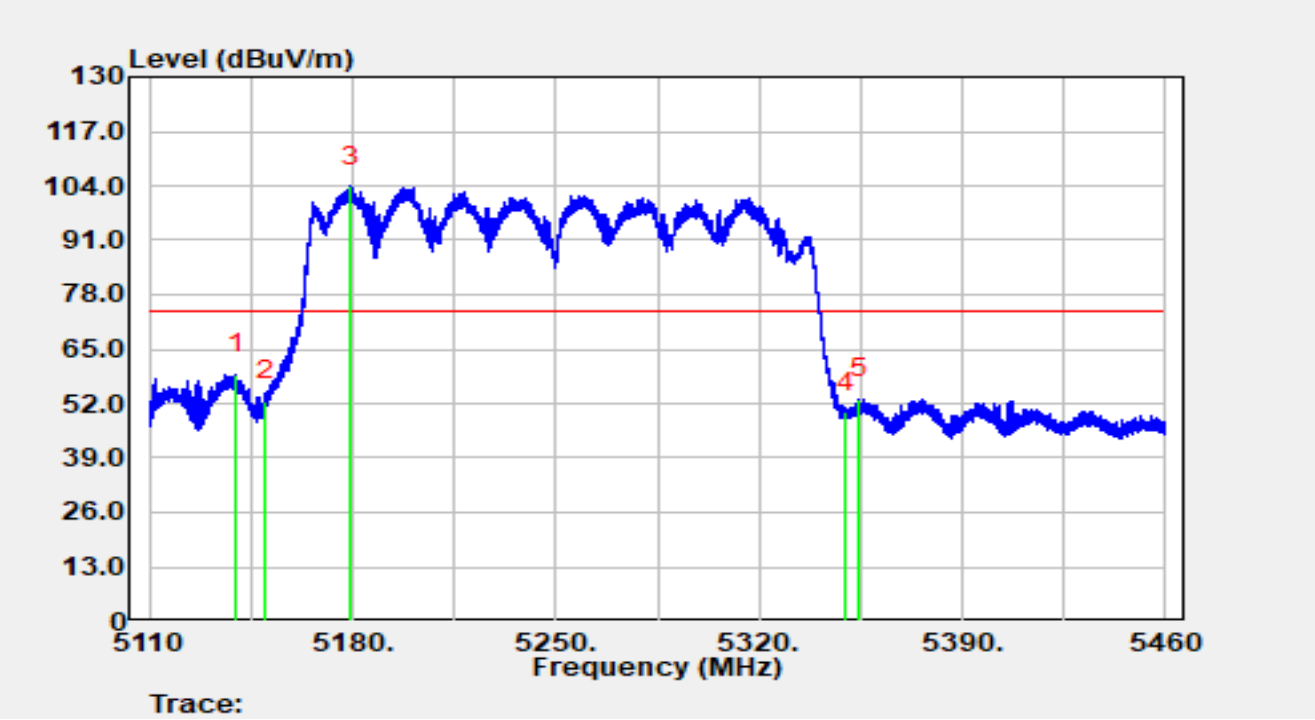

No	Mark	Frequency (MHz)	Reading (dBμV)	C.F (dB/m)	Measurement (dBμV/m)	Margin (dB)	Limit (dBμV/m)	Detector
1	*	5139.960	61.38	-2.32	59.05	-14.95	74.00	Peak
2		5150.000	53.11	-0.54	52.57	-21.43	74.00	Peak
3		5179.370	57.47	46.34	103.81	N/A	N/A	Peak
4		5350.000	47.56	2.28	49.85	-24.15	74.00	Peak
5		5354.615	53.14	-0.12	53.02	-20.98	74.00	Peak

Notes:

1. " * " indicates the worst-case emission level observed during the measurement.
2. C.F (dB/m) = Antenna Factor (dB/m) + Cable Loss (dB) + Attenuation (dB) - AMP (dB).
3. Measurement (dBμV/m) = Reading (dBμV) + C.F (dB/m).

Site	SIP-AC3	Test Date	2025-08-11
Temperature	24.9 °C	Humidity	70.3%
Limit	FCC_Part 15_Band Edge(3 m)	Test Engineer	Mero Zhou
Factor	HF907_102861	Polarity	Horizontal
EUT	OmniAccess Stellar (AP571e)	Test Voltage	By PoE
Test Mode	Transmit by 802.11ax-HE160 at 5250 MHz		

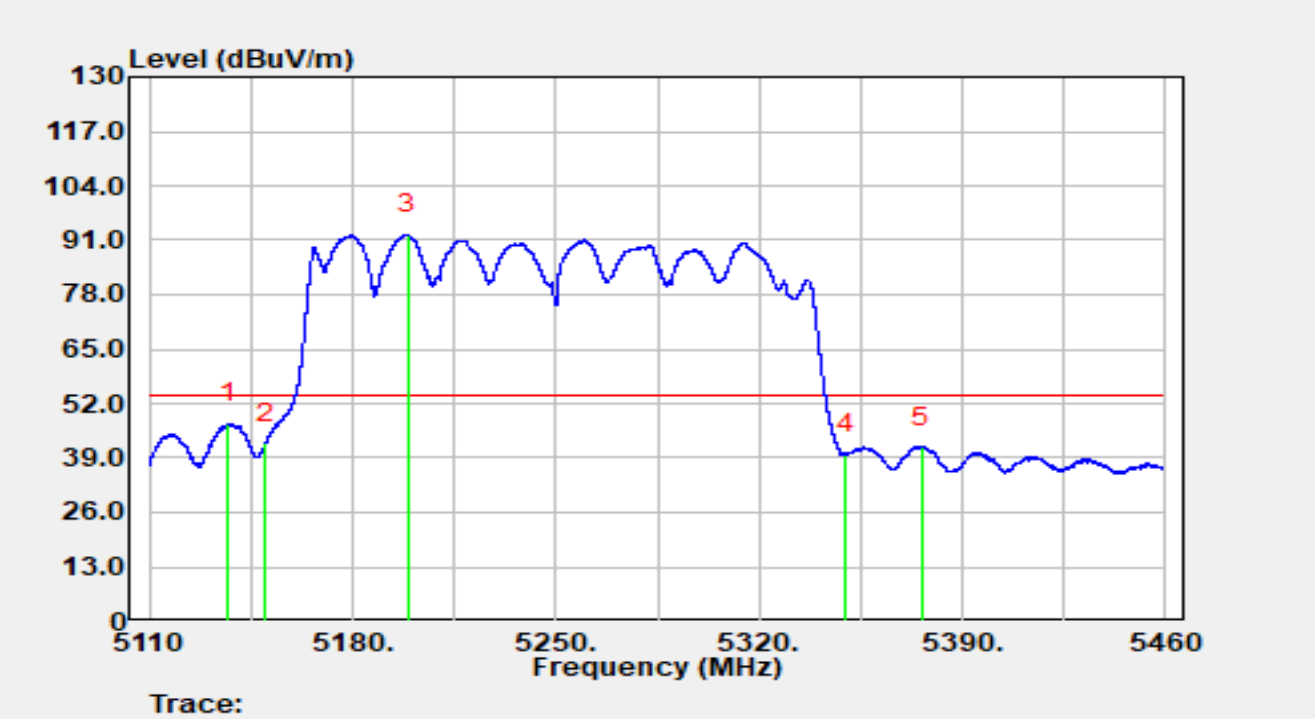

No	Mark	Frequency (MHz)	Reading (dBμV)	C.F (dB/m)	Measurement (dBμV/m)	Margin (dB)	Limit (dBμV/m)	Detector
1	*	5137.195	49.51	-2.33	47.18	-6.82	54.00	Average
2		5150.000	43.17	-0.54	42.63	-11.37	54.00	Average
3		5198.935	53.82	38.56	92.38	N/A	N/A	Average
4		5350.000	37.67	2.28	39.95	-14.05	54.00	Average
5		5375.930	43.72	-2.08	41.63	-12.37	54.00	Average

Notes:

1. " * " indicates the worst-case emission level observed during the measurement.
2. C.F (dB/m) = Antenna Factor (dB/m) + Cable Loss (dB) + Attenuation (dB) - AMP (dB).
3. Measurement (dBμV/m) = Reading (dBμV) + C.F (dB/m).

Site	SIP-AC3	Test Date	2025-08-11
Temperature	24.9 °C	Humidity	70.3%
Limit	FCC_Part 15_Band Edge(3 m)	Test Engineer	Mero Zhou
Factor	HF907_102861	Polarity	Vertical
EUT	OmniAccess Stellar (AP571e)	Test Voltage	By PoE
Test Mode	Transmit by 802.11ax-HE160 at 5250 MHz		

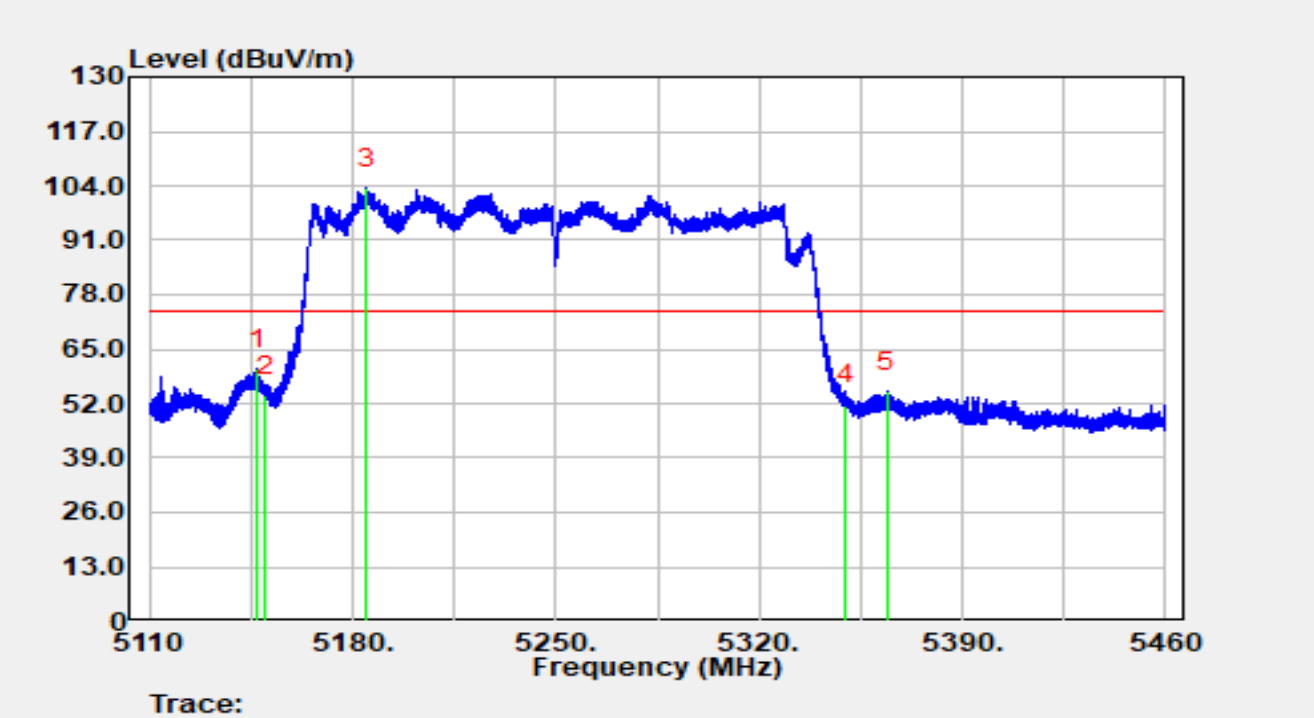

No	Mark	Frequency (MHz)	Reading (dBμV)	C.F (dB/m)	Measurement (dBμV/m)	Margin (dB)	Limit (dBμV/m)	Detector
1	*	5147.415	61.35	-1.07	60.28	-13.72	74.00	Peak
2		5150.000	54.48	-0.54	53.94	-20.06	74.00	Peak
3		5184.865	64.85	38.49	103.34	N/A	N/A	Peak
4		5350.000	49.36	2.28	51.64	-22.36	74.00	Peak
5		5364.135	56.04	-1.24	54.80	-19.20	74.00	Peak

Notes:

1. " * " indicates the worst-case emission level observed during the measurement.
2. C.F (dB/m) = Antenna Factor (dB/m) + Cable Loss (dB) + Attenuation (dB) - AMP (dB).
3. Measurement (dBμV/m) = Reading (dBμV) + C.F (dB/m).

Site	SIP-AC3	Test Date	2025-08-11
Temperature	24.9 °C	Humidity	70.3%
Limit	FCC_Part 15_Band Edge(3 m)	Test Engineer	Mero Zhou
Factor	HF907_102861	Polarity	Vertical
EUT	OmniAccess Stellar (AP571e)	Test Voltage	By PoE
Test Mode	Transmit by 802.11ax-HE160 at 5250 MHz		

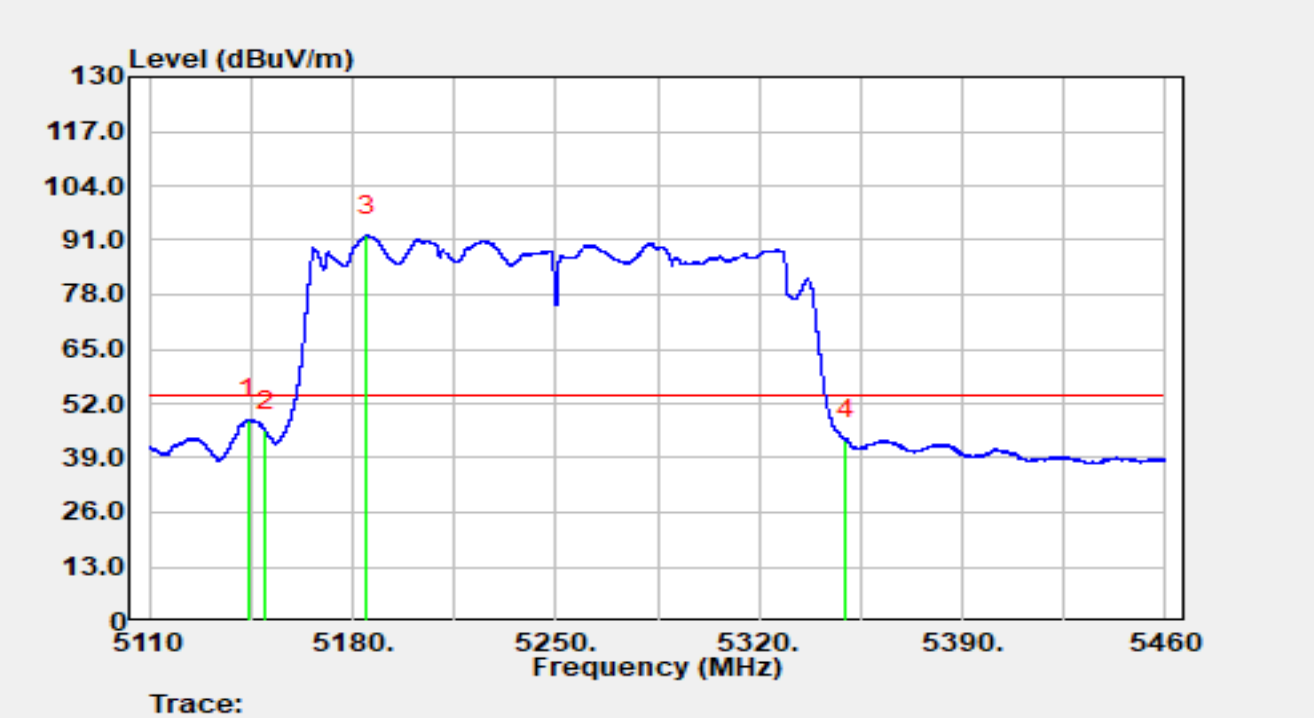

No	Mark	Frequency (MHz)	Reading (dBμV)	C.F (dB/m)	Measurement (dBμV/m)	Margin (dB)	Limit (dBμV/m)	Detector
1	*	5144.125	49.85	-1.61	48.24	-5.76	54.00	Average
2		5150.000	46.11	-0.54	45.57	-8.43	54.00	Average
3		5185.040	53.86	38.30	92.16	N/A	N/A	Average
4		5350.000	41.07	2.28	43.35	-10.65	54.00	Average

Notes:

1. " * " indicates the worst-case emission level observed during the measurement.
2. C.F (dB/m) = Antenna Factor (dB/m) + Cable Loss (dB) + Attenuation (dB) - AMP (dB).
3. Measurement (dBμV/m) = Reading (dBμV) + C.F (dB/m).

Site	SIP-AC2	Test Date	2025-08-08
Temperature	21.5 °C	Humidity	67.9%
Limit	FCC_Part 15_Band Edge(3 m)	Test Engineer	Justin Guo
Factor	BBHA 9120D_02042	Polarity	Horizontal
EUT	OmniAccess Stellar (AP571e)	Test Voltage	By PoE
Test Mode	Transmit by 802.11ax-HE160 at 5570 MHz		

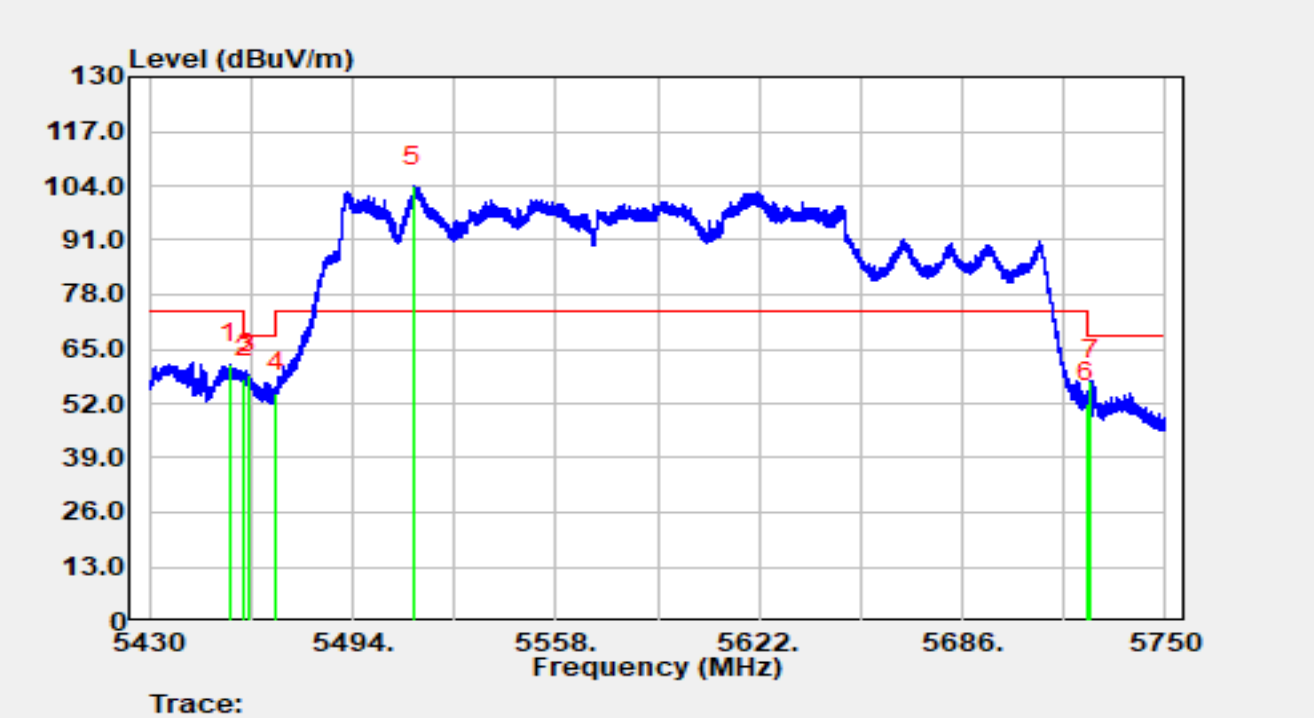

No	Mark	Frequency (MHz)	Reading (dBμV)	C.F (dB/m)	Measurement (dBμV/m)	Margin (dB)	Limit (dBμV/m)	Detector
1		5455.312	62.84	-1.38	61.46	-12.54	74.00	Average
2		5460.000	59.08	-1.09	57.99	-10.21	68.20	Average
3	*	5461.008	59.95	-1.01	58.94	-9.26	68.20	Average
4		5470.000	54.09	0.57	54.67	-13.53	68.20	Average
5		5513.168	60.11	43.77	103.88	N/A	N/A	Average
6		5725.000	49.38	2.78	52.16	-16.04	68.20	Average
7		5726.352	55.45	2.08	57.53	-10.67	68.20	Average

Notes:

1. " * " indicates the worst-case emission level observed during the measurement.
2. C.F (dB/m) = Antenna Factor (dB/m) + Cable Loss (dB) + Attenuation (dB) - AMP (dB).
3. Measurement (dBμV/m) = Reading (dBμV) + C.F (dB/m).

Site	SIP-AC2	Test Date	2025-08-08
Temperature	21.5 °C	Humidity	67.9%
Limit	FCC_Part 15_Band Edge(3 m)	Test Engineer	Justin Guo
Factor	BBHA 9120D_02042	Polarity	Horizontal
EUT	OmniAccess Stellar (AP571e)	Test Voltage	By PoE
Test Mode	Transmit by 802.11ax-HE160 at 5570 MHz		

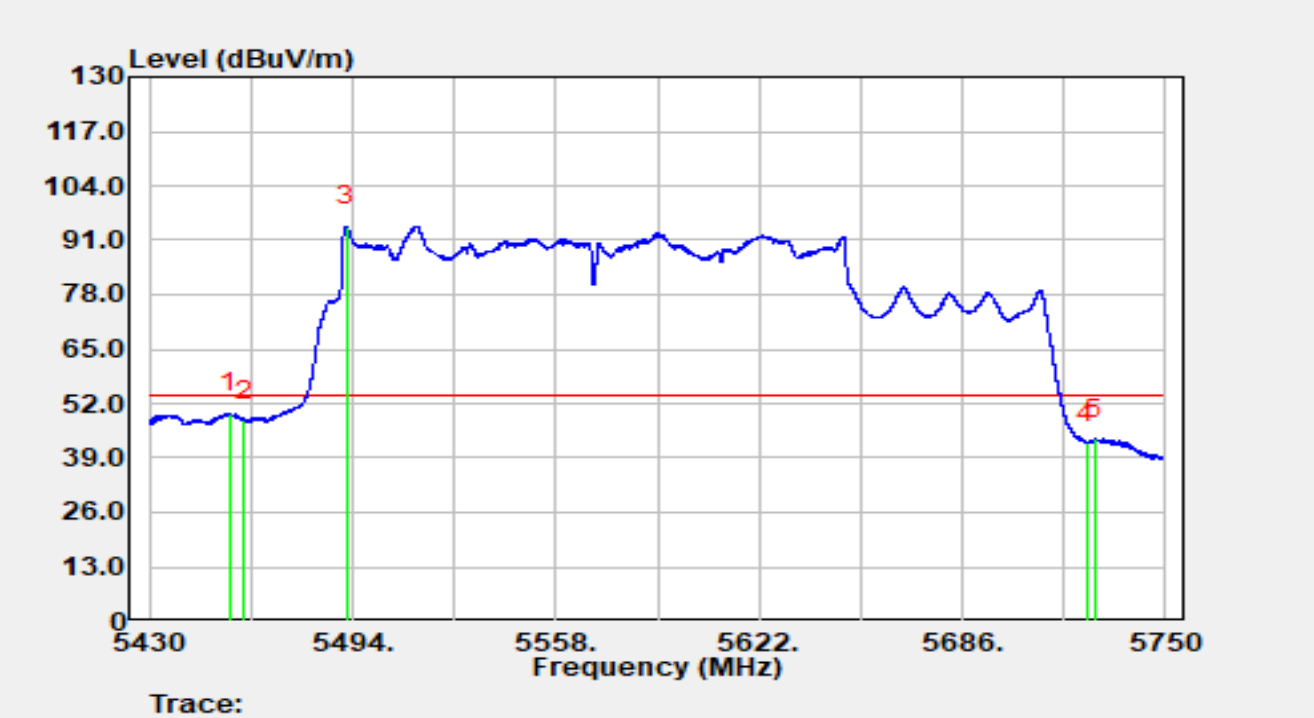

No	Mark	Frequency (MHz)	Reading (dBμV)	C.F (dB/m)	Measurement (dBμV/m)	Margin (dB)	Limit (dBμV/m)	Detector
1	*	5455.184	50.94	-1.38	49.55	-4.45	54.00	Average
2		5460.000	48.97	-1.09	47.88	-6.12	54.00	Average
3		5492.048	47.13	47.28	94.41	N/A	N/A	Average
4		5725.000	39.81	2.78	42.59	-11.41	54.00	Average
5		5727.664	41.87	1.60	43.48	-10.52	54.00	Average

Notes:

1. " * " indicates the worst-case emission level observed during the measurement.
2. C.F (dB/m) = Antenna Factor (dB/m) + Cable Loss (dB) + Attenuation (dB) - AMP (dB).
3. Measurement (dBμV/m) = Reading (dBμV) + C.F (dB/m).

Site	SIP-AC2	Test Date	2025-08-08
Temperature	21.5 °C	Humidity	67.9%
Limit	FCC_Part 15_Band Edge(3 m)	Test Engineer	Justin Guo
Factor	BBHA 9120D_02042	Polarity	Vertical
EUT	OmniAccess Stellar (AP571e)	Test Voltage	By PoE
Test Mode	Transmit by 802.11ax-HE160 at 5570 MHz		

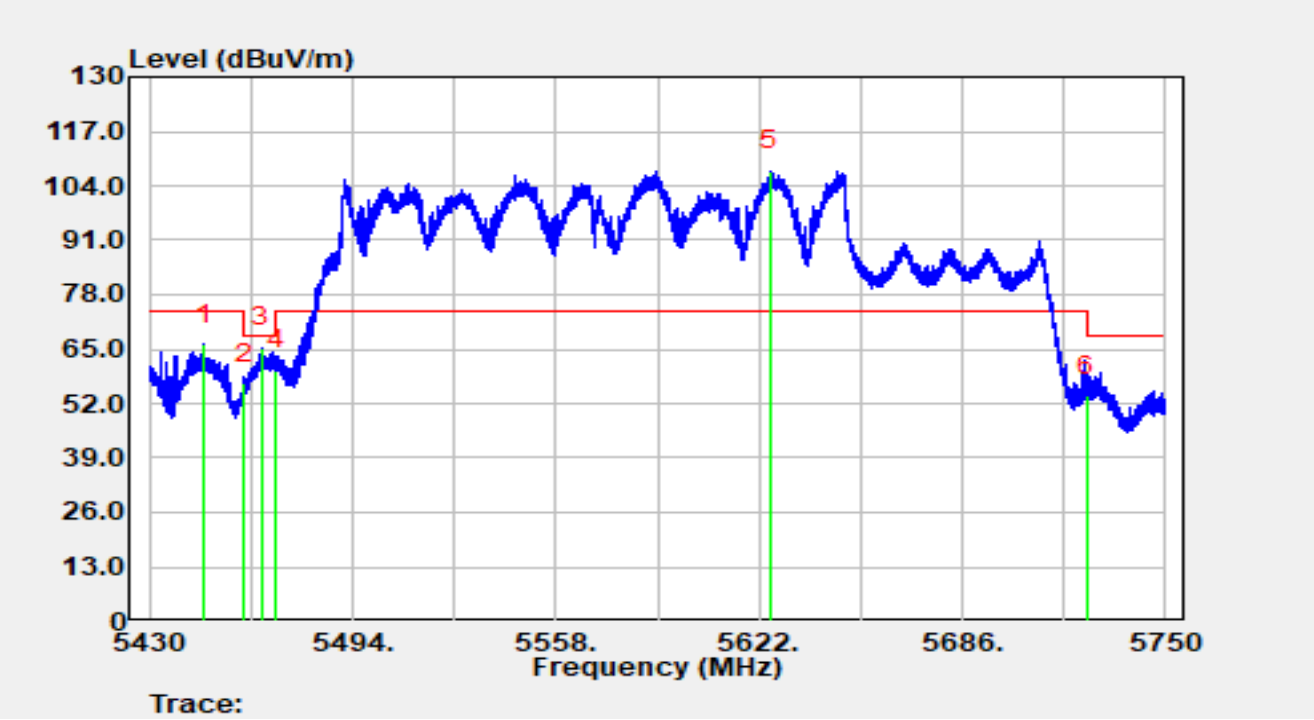

No	Mark	Frequency (MHz)	Reading (dBμV)	C.F (dB/m)	Measurement (dBμV/m)	Margin (dB)	Limit (dBμV/m)	Detector
1		5447.248	67.85	-1.67	66.19	-7.81	74.00	Peak
2		5460.000	57.89	-1.09	56.81	-11.39	68.20	Peak
3	*	5465.456	65.69	-0.41	65.27	-2.93	68.20	Peak
4		5470.000	59.31	0.57	59.89	-8.31	68.20	Peak
5		5625.584	65.66	41.80	107.46	N/A	N/A	Peak
6		5725.000	51.02	2.78	53.80	-14.40	68.20	Peak

Notes:

1. " * " indicates the worst-case emission level observed during the measurement.
2. C.F (dB/m) = Antenna Factor (dB/m) + Cable Loss (dB) + Attenuation (dB) - AMP (dB).
3. Measurement (dBμV/m) = Reading (dBμV) + C.F (dB/m).

Site	SIP-AC2	Test Date	2025-08-08
Temperature	21.5 °C	Humidity	67.9%
Limit	FCC_Part 15_Band Edge(3 m)	Test Engineer	Justin Guo
Factor	BBHA 9120D_02042	Polarity	Vertical
EUT	OmniAccess Stellar (AP571e)	Test Voltage	By PoE
Test Mode	Transmit by 802.11ax-HE160 at 5570 MHz		

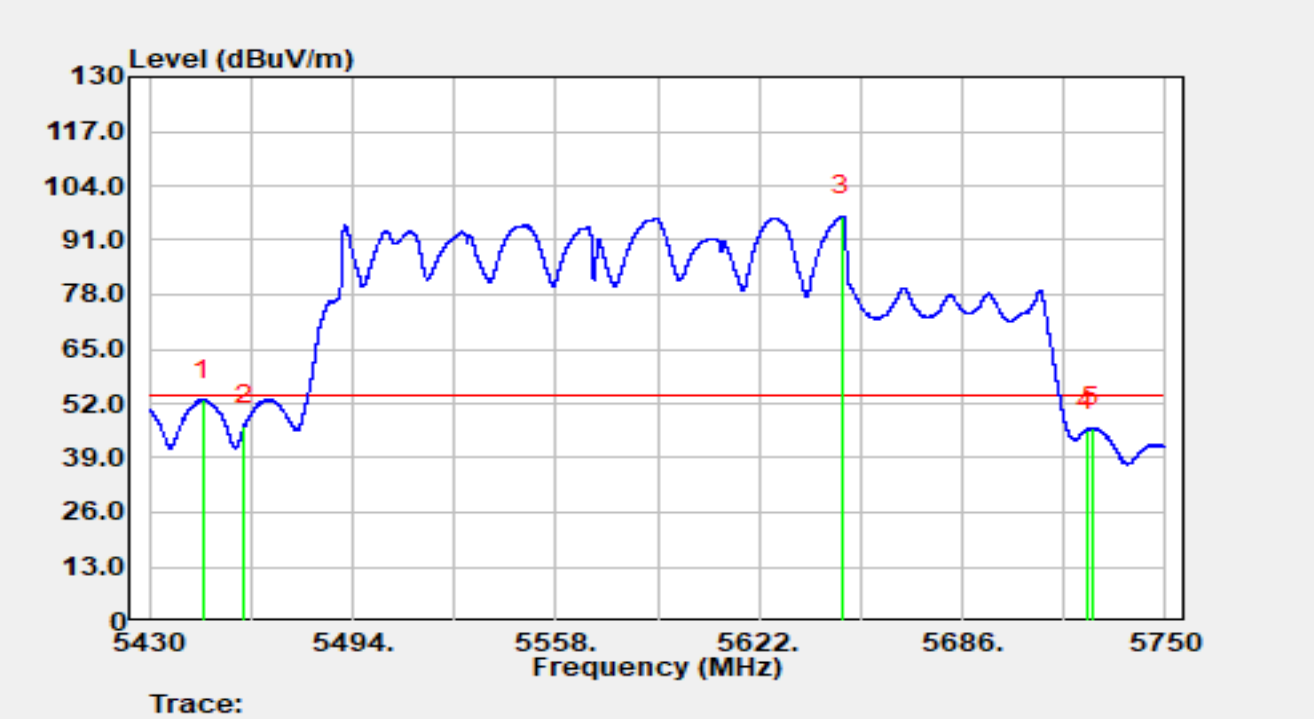

No	Mark	Frequency (MHz)	Reading (dBμV)	C.F (dB/m)	Measurement (dBμV/m)	Margin (dB)	Limit (dBμV/m)	Detector
1	*	5446.832	54.59	-1.71	52.88	-1.12	54.00	Average
2		5460.000	47.77	-1.09	46.68	-7.32	54.00	Average
3		5647.984	50.47	46.29	96.76	N/A	N/A	Average
4		5725.000	42.74	2.78	45.52	-8.48	54.00	Average
5		5726.896	44.47	1.85	46.32	-7.68	54.00	Average

Notes:

1. " * " indicates the worst-case emission level observed during the measurement.
2. C.F (dB/m) = Antenna Factor (dB/m) + Cable Loss (dB) + Attenuation (dB) - AMP (dB).
3. Measurement (dBμV/m) = Reading (dBμV) + C.F (dB/m).

Site	SIP-AC3	Test Date	2025-08-11
Temperature	24.9 °C	Humidity	70.3%
Limit	FCC_Part 15_Band Edge(3 m)	Test Engineer	Mero Zhou
Factor	HF907_102861	Polarity	Horizontal
EUT	OmniAccess Stellar (AP571e)	Test Voltage	By PoE
Test Mode	Transmit by 802.11be-EHT20 at 5180 MHz		

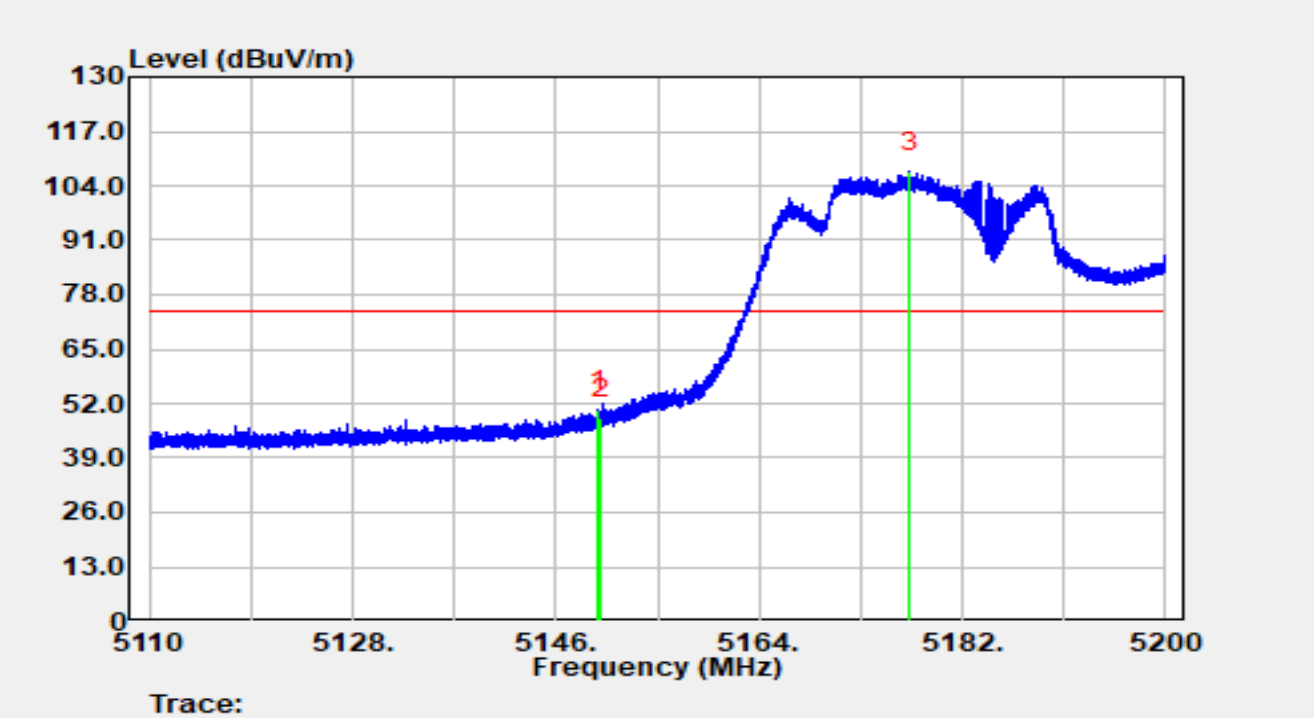

No	Mark	Frequency (MHz)	Reading (dBμV)	C.F (dB/m)	Measurement (dBμV/m)	Margin (dB)	Limit (dBμV/m)	Detector
1	*	5149.699	51.01	-0.71	50.30	-23.70	74.00	Peak
2		5150.000	48.92	-0.54	48.38	-25.62	74.00	Peak
3		5177.356	60.03	47.24	107.27	N/A	N/A	Peak

Notes:

1. " * " indicates the worst-case emission level observed during the measurement.
2. C.F (dB/m) = Antenna Factor (dB/m) + Cable Loss (dB) + Attenuation (dB) - AMP (dB).
3. Measurement (dBμV/m) = Reading (dBμV) + C.F (dB/m).

Site	SIP-AC3	Test Date	2025-08-11
Temperature	24.9 °C	Humidity	70.3%
Limit	FCC_Part 15_Band Edge(3 m)	Test Engineer	Mero Zhou
Factor	HF907_102861	Polarity	Horizontal
EUT	OmniAccess Stellar (AP571e)	Test Voltage	By PoE
Test Mode	Transmit by 802.11be-EHT20 at 5180 MHz		

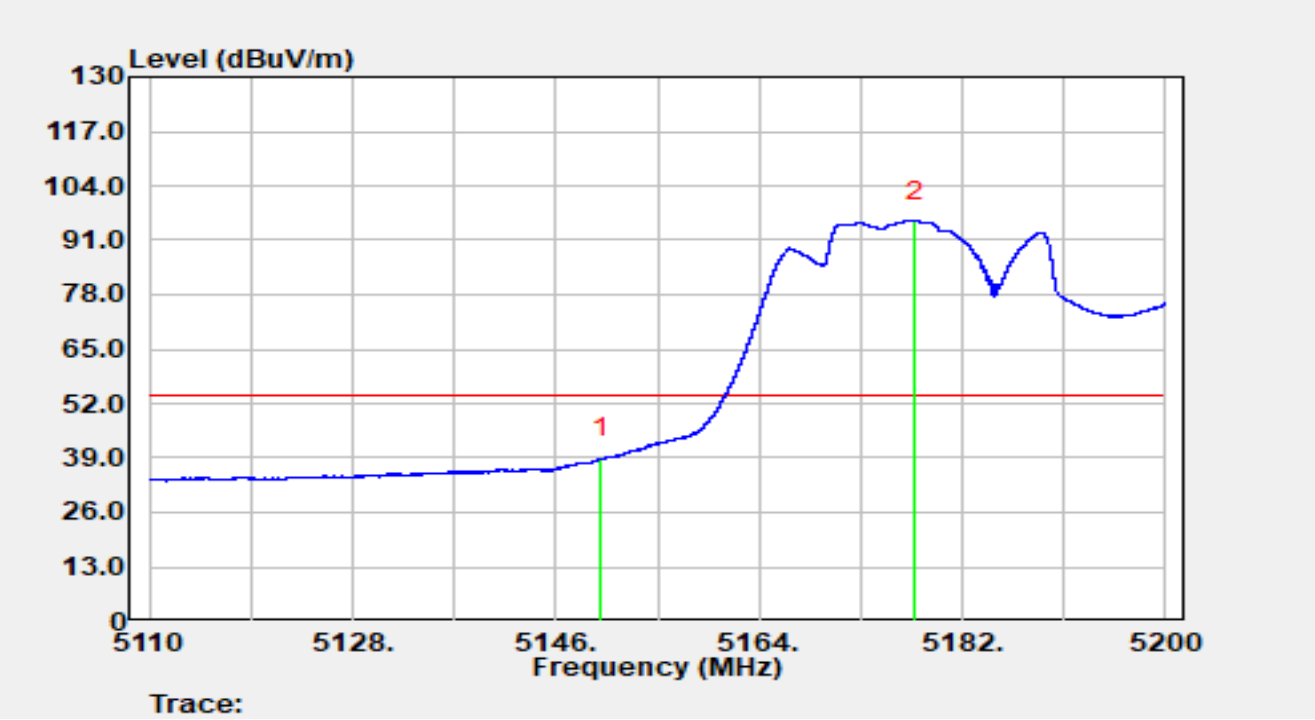

No	Mark	Frequency (MHz)	Reading (dBμV)	C.F (dB/m)	Measurement (dBμV/m)	Margin (dB)	Limit (dBμV/m)	Detector
1	*	5150.000	39.38	-0.54	38.84	-15.16	54.00	Average
2		5177.779	48.79	46.81	95.61	N/A	N/A	Average

Notes:

1. " * " indicates the worst-case emission level observed during the measurement.
2. C.F (dB/m) = Antenna Factor (dB/m) + Cable Loss (dB) + Attenuation (dB) - AMP (dB).
3. Measurement (dBμV/m) = Reading (dBμV) + C.F (dB/m).

Site	SIP-AC3	Test Date	2025-08-11
Temperature	24.9 °C	Humidity	70.3%
Limit	FCC_Part 15_Band Edge(3 m)	Test Engineer	Mero Zhou
Factor	HF907_102861	Polarity	Vertical
EUT	OmniAccess Stellar (AP571e)	Test Voltage	By PoE
Test Mode	Transmit by 802.11be-EHT20 at 5180 MHz		

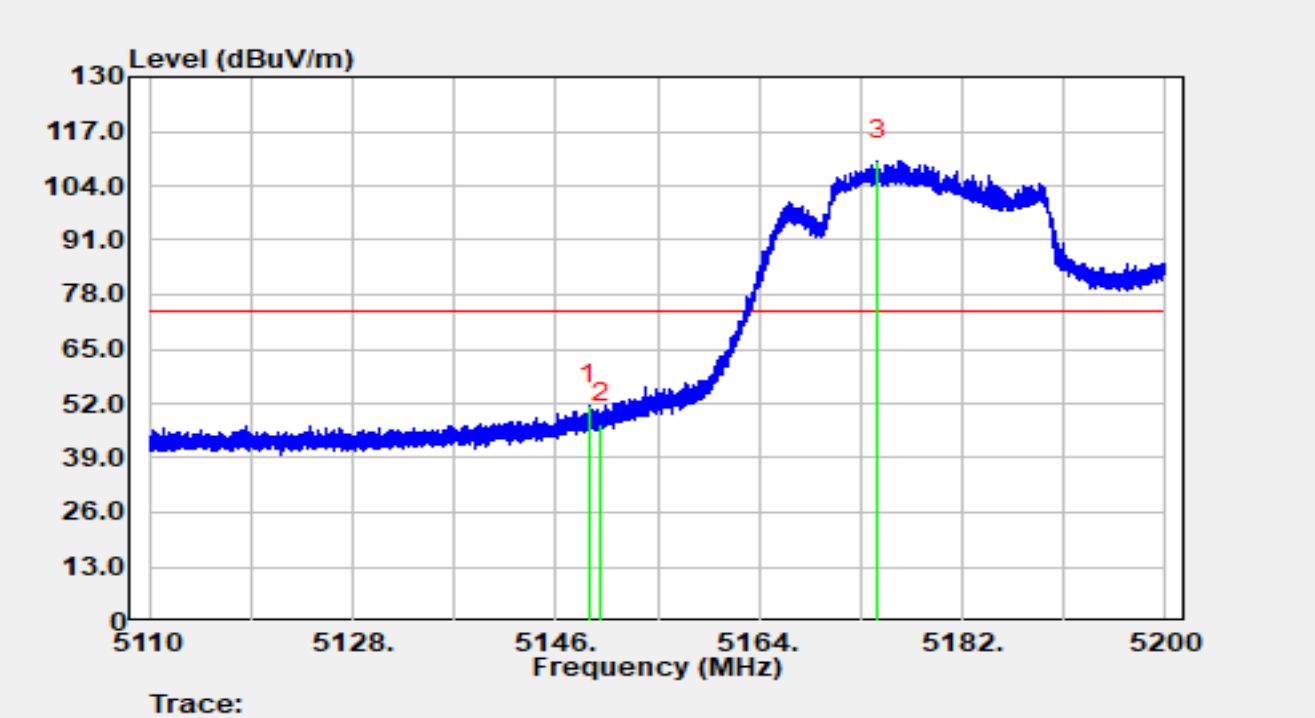

No	Mark	Frequency (MHz)	Reading (dBμV)	C.F (dB/m)	Measurement (dBμV/m)	Margin (dB)	Limit (dBμV/m)	Detector
1	*	5148.898	52.83	-1.09	51.74	-22.26	74.00	Peak
2		5150.000	47.80	-0.54	47.25	-26.75	74.00	Peak
3		5174.548	60.53	49.39	109.92	N/A	N/A	Peak

Notes:

1. " * " indicates the worst-case emission level observed during the measurement.
2. C.F (dB/m) = Antenna Factor (dB/m) + Cable Loss (dB) + Attenuation (dB) - AMP (dB).
3. Measurement (dBμV/m) = Reading (dBμV) + C.F (dB/m).

Site	SIP-AC3	Test Date	2025-08-11
Temperature	24.9 °C	Humidity	70.3%
Limit	FCC_Part 15_Band Edge(3 m)	Test Engineer	Mero Zhou
Factor	HF907_102861	Polarity	Vertical
EUT	OmniAccess Stellar (AP571e)	Test Voltage	By PoE
Test Mode	Transmit by 802.11be-EHT20 at 5180 MHz		

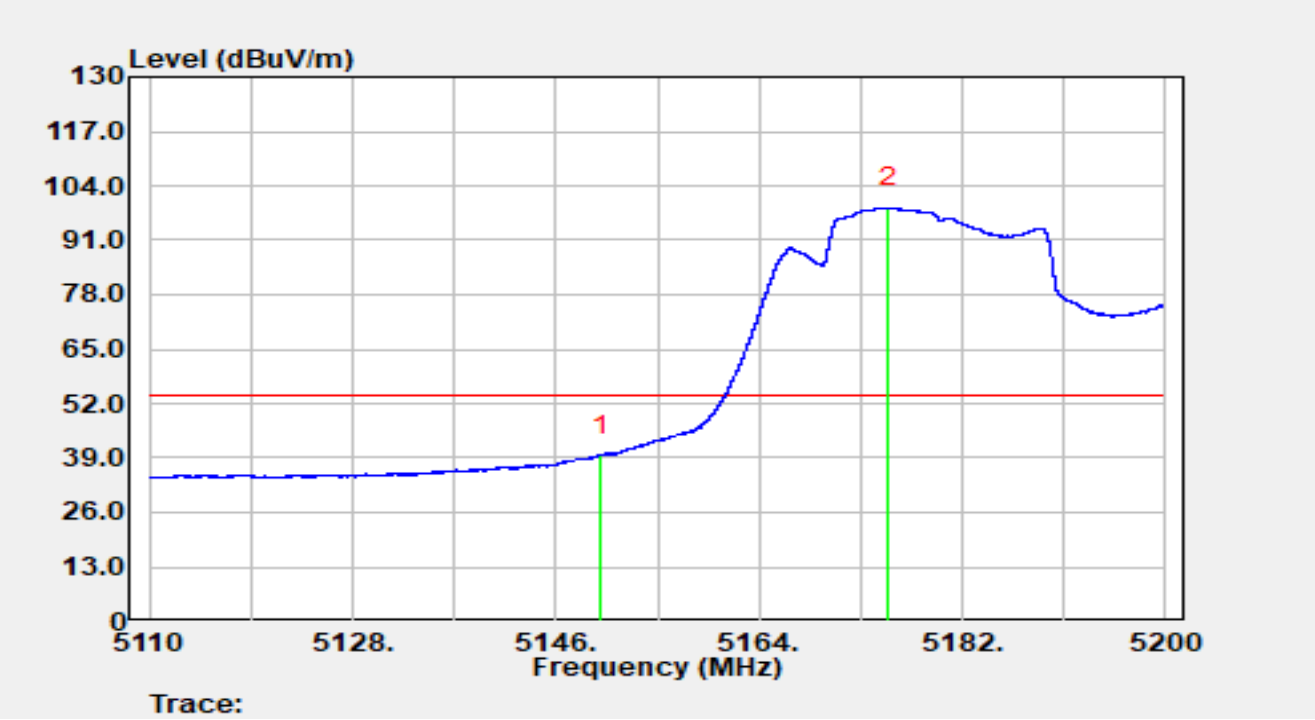

No	Mark	Frequency (MHz)	Reading (dBμV)	C.F (dB/m)	Measurement (dBμV/m)	Margin (dB)	Limit (dBμV/m)	Detector
1	*	5150.000	40.28	-0.54	39.73	-14.27	54.00	Average
2		5175.493	49.31	49.40	98.71	N/A	N/A	Average

Notes:

1. " * " indicates the worst-case emission level observed during the measurement.
2. C.F (dB/m) = Antenna Factor (dB/m) + Cable Loss (dB) + Attenuation (dB) - AMP (dB).
3. Measurement (dBμV/m) = Reading (dBμV) + C.F (dB/m).

Site	SIP-AC3	Test Date	2025-08-11
Temperature	24.9 °C	Humidity	70.3%
Limit	FCC_Part 15_Band Edge(3 m)	Test Engineer	Mero Zhou
Factor	HF907_102861	Polarity	Horizontal
EUT	OmniAccess Stellar (AP571e)	Test Voltage	By PoE
Test Mode	Transmit by 802.11be-EHT20 at 5320 MHz		

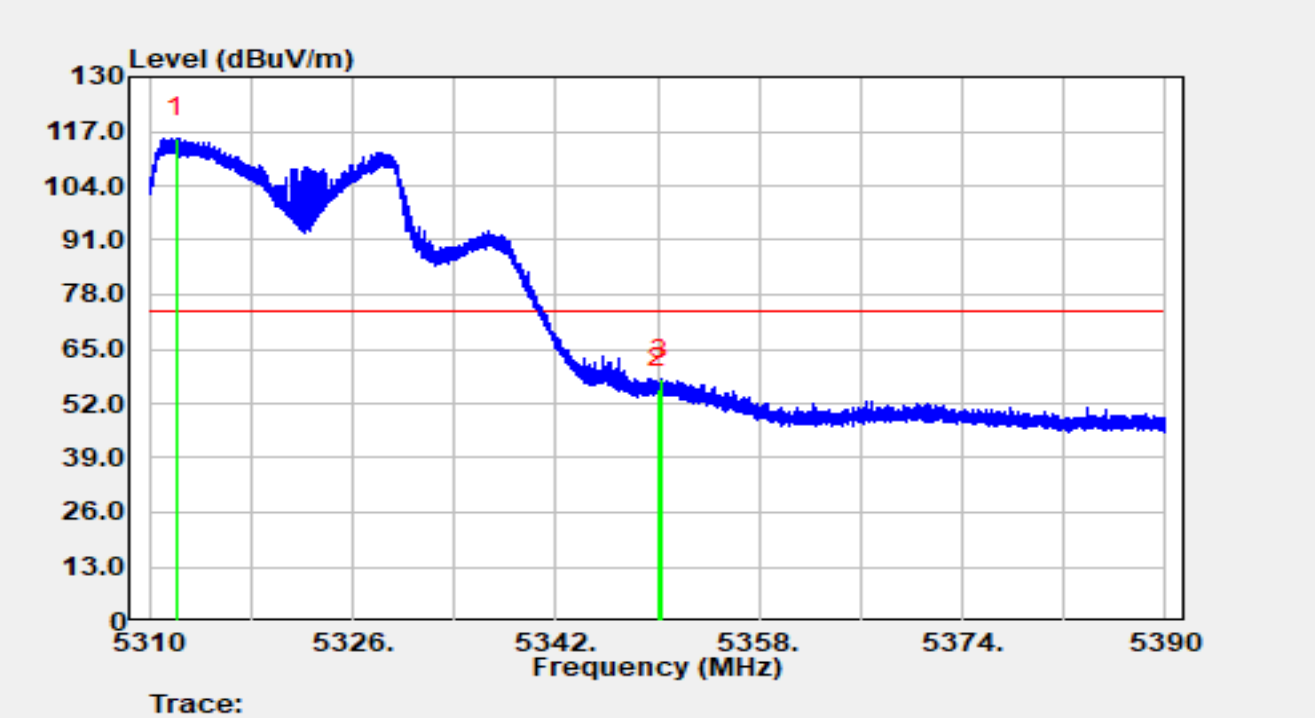

No	Mark	Frequency (MHz)	Reading (dBμV)	C.F (dB/m)	Measurement (dBμV/m)	Margin (dB)	Limit (dBμV/m)	Detector
1		5312.128	68.33	47.09	115.42	N/A	N/A	Peak
2		5350.000	53.35	2.28	55.63	-18.37	74.00	Peak
3	*	5350.240	55.61	2.16	57.77	-16.23	74.00	Peak

Notes:

1. " * " indicates the worst-case emission level observed during the measurement.
2. C.F (dB/m) = Antenna Factor (dB/m) + Cable Loss (dB) + Attenuation (dB) - AMP (dB).
3. Measurement (dBμV/m) = Reading (dBμV) + C.F (dB/m).

Site	SIP-AC3	Test Date	2025-08-11
Temperature	24.9 °C	Humidity	70.3%
Limit	FCC_Part 15_Band Edge(3 m)	Test Engineer	Mero Zhou
Factor	HF907_102861	Polarity	Horizontal
EUT	OmniAccess Stellar (AP571e)	Test Voltage	By PoE
Test Mode	Transmit by 802.11be-EHT20 at 5320 MHz		

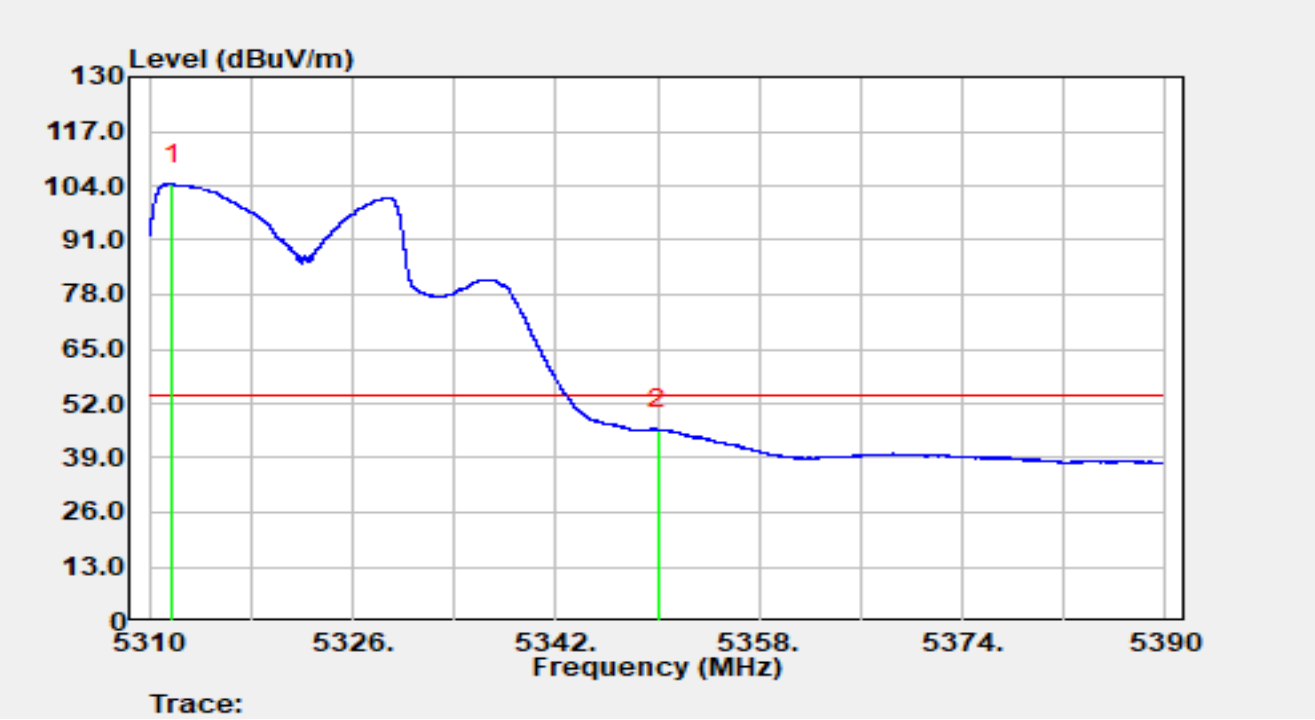

No	Mark	Frequency (MHz)	Reading (dBμV)	C.F (dB/m)	Measurement (dBμV/m)	Margin (dB)	Limit (dBμV/m)	Detector
1		5311.760	57.81	46.57	104.39	N/A	N/A	Average
2	*	5350.000	43.52	2.28	45.80	-8.20	54.00	Average

Notes:

1. " * " indicates the worst-case emission level observed during the measurement.
2. C.F (dB/m) = Antenna Factor (dB/m) + Cable Loss (dB) + Attenuation (dB) - AMP (dB).
3. Measurement (dBμV/m) = Reading (dBμV) + C.F (dB/m).

Site	SIP-AC3	Test Date	2025-08-11
Temperature	24.9 °C	Humidity	70.3%
Limit	FCC_Part 15_Band Edge(3 m)	Test Engineer	Mero Zhou
Factor	HF907_102861	Polarity	Vertical
EUT	OmniAccess Stellar (AP571e)	Test Voltage	By PoE
Test Mode	Transmit by 802.11be-EHT20 at 5320 MHz		

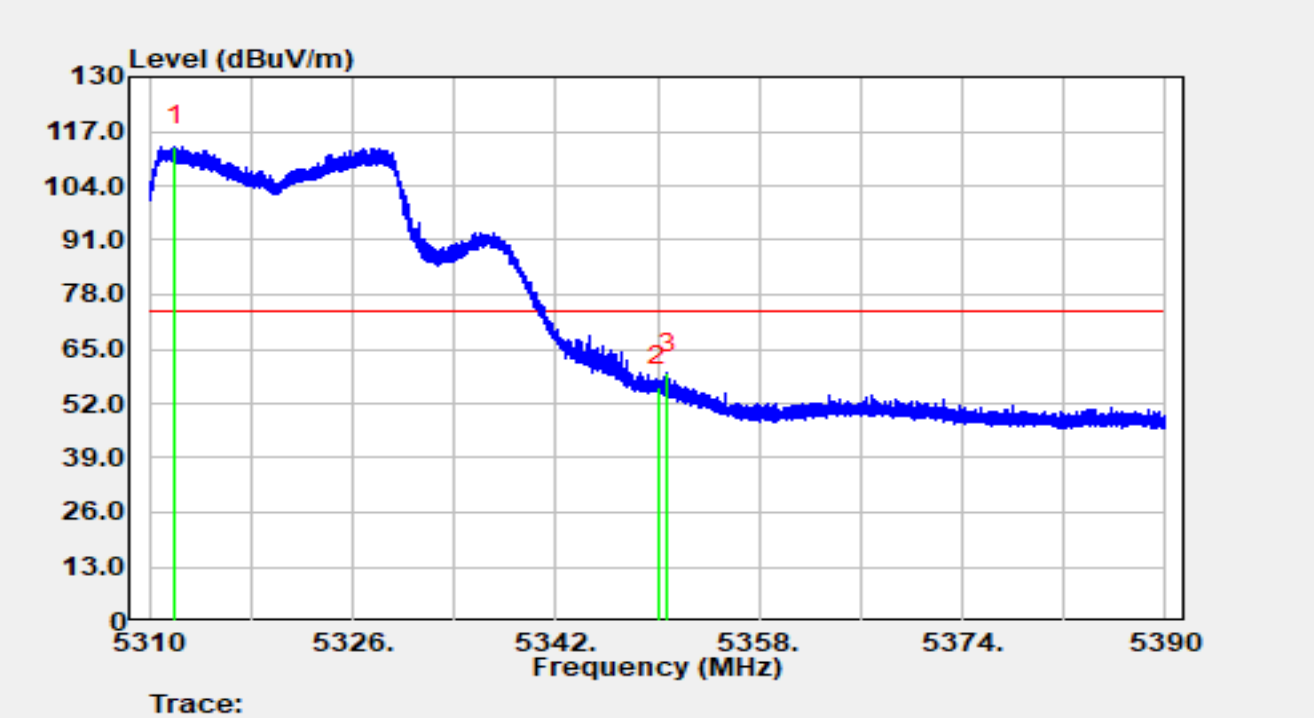

No	Mark	Frequency (MHz)	Reading (dBμV)	C.F (dB/m)	Measurement (dBμV/m)	Margin (dB)	Limit (dBμV/m)	Detector
1		5312.040	66.37	46.97	113.34	N/A	N/A	Peak
2		5350.000	53.75	2.28	56.03	-17.97	74.00	Peak
3	*	5350.792	57.34	1.79	59.12	-14.88	74.00	Peak

Notes:

1. " * " indicates the worst-case emission level observed during the measurement.
2. C.F (dB/m) = Antenna Factor (dB/m) + Cable Loss (dB) + Attenuation (dB) - AMP (dB).
3. Measurement (dBμV/m) = Reading (dBμV) + C.F (dB/m).

Site	SIP-AC3	Test Date	2025-08-11
Temperature	24.9 °C	Humidity	70.3%
Limit	FCC_Part 15_Band Edge(3 m)	Test Engineer	Mero Zhou
Factor	HF907_102861	Polarity	Vertical
EUT	OmniAccess Stellar (AP571e)	Test Voltage	By PoE
Test Mode	Transmit by 802.11be-EHT20 at 5320 MHz		

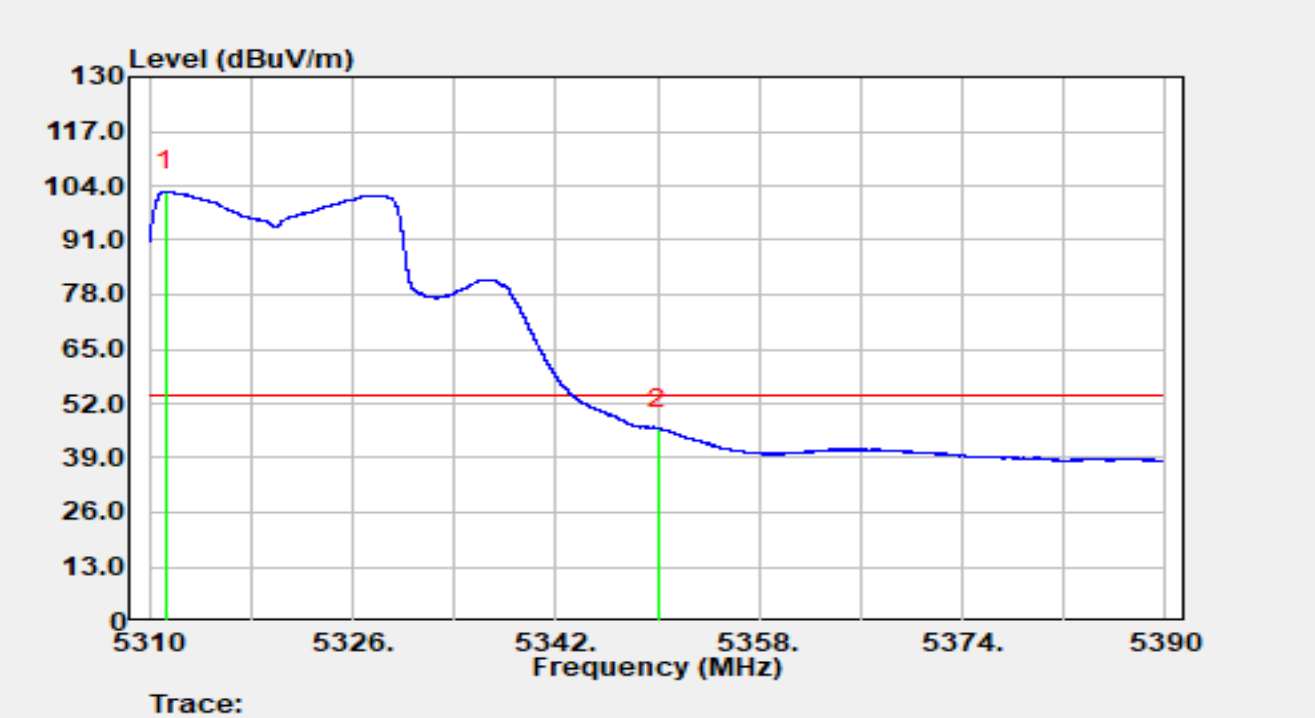

No	Mark	Frequency (MHz)	Reading (dBμV)	C.F (dB/m)	Measurement (dBμV/m)	Margin (dB)	Limit (dBμV/m)	Detector
1		5311.240	56.77	45.81	102.58	N/A	N/A	Average
2	*	5350.000	43.67	2.28	45.95	-8.05	54.00	Average

Notes:

1. " * " indicates the worst-case emission level observed during the measurement.
2. C.F (dB/m) = Antenna Factor (dB/m) + Cable Loss (dB) + Attenuation (dB) - AMP (dB).
3. Measurement (dBμV/m) = Reading (dBμV) + C.F (dB/m).

Site	SIP-AC2	Test Date	2025-08-08
Temperature	21.5 °C	Humidity	67.9%
Limit	FCC_Part 15_Band Edge(3 m)	Test Engineer	Justin Guo
Factor	BBHA 9120D_02042	Polarity	Horizontal
EUT	OmniAccess Stellar (AP571e)	Test Voltage	By PoE
Test Mode	Transmit by 802.11be-EHT20 at 5500 MHz		

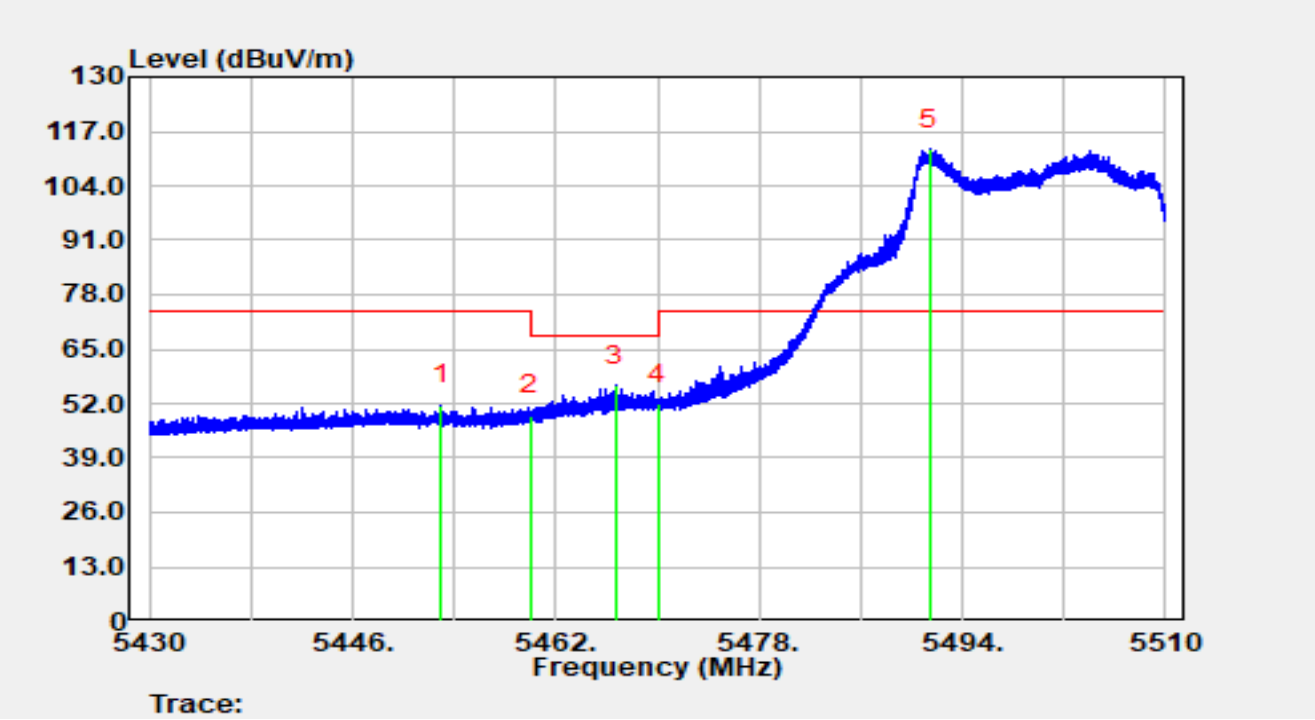

No	Mark	Frequency (MHz)	Reading (dBμV)	C.F (dB/m)	Measurement (dBμV/m)	Margin (dB)	Limit (dBμV/m)	Detector
1		5452.968	53.09	-1.48	51.61	-22.39	74.00	Peak
2		5460.000	50.31	-1.09	49.22	-18.98	68.20	Peak
3	*	5466.688	56.48	-0.18	56.30	-11.90	68.20	Peak
4		5470.000	51.41	0.57	51.98	-16.22	68.20	Peak
5		5491.456	65.90	46.73	112.63	N/A	N/A	Peak

Notes:

1. " * " indicates the worst-case emission level observed during the measurement.
2. C.F (dB/m) = Antenna Factor (dB/m) + Cable Loss (dB) + Attenuation (dB) - AMP (dB).
3. Measurement (dBμV/m) = Reading (dBμV) + C.F (dB/m).

Site	SIP-AC2	Test Date	2025-08-08
Temperature	21.5 °C	Humidity	67.9%
Limit	FCC_Part 15_Band Edge(3 m)	Test Engineer	Justin Guo
Factor	BBHA 9120D_02042	Polarity	Horizontal
EUT	OmniAccess Stellar (AP571e)	Test Voltage	By PoE
Test Mode	Transmit by 802.11be-EHT20 at 5500 MHz		

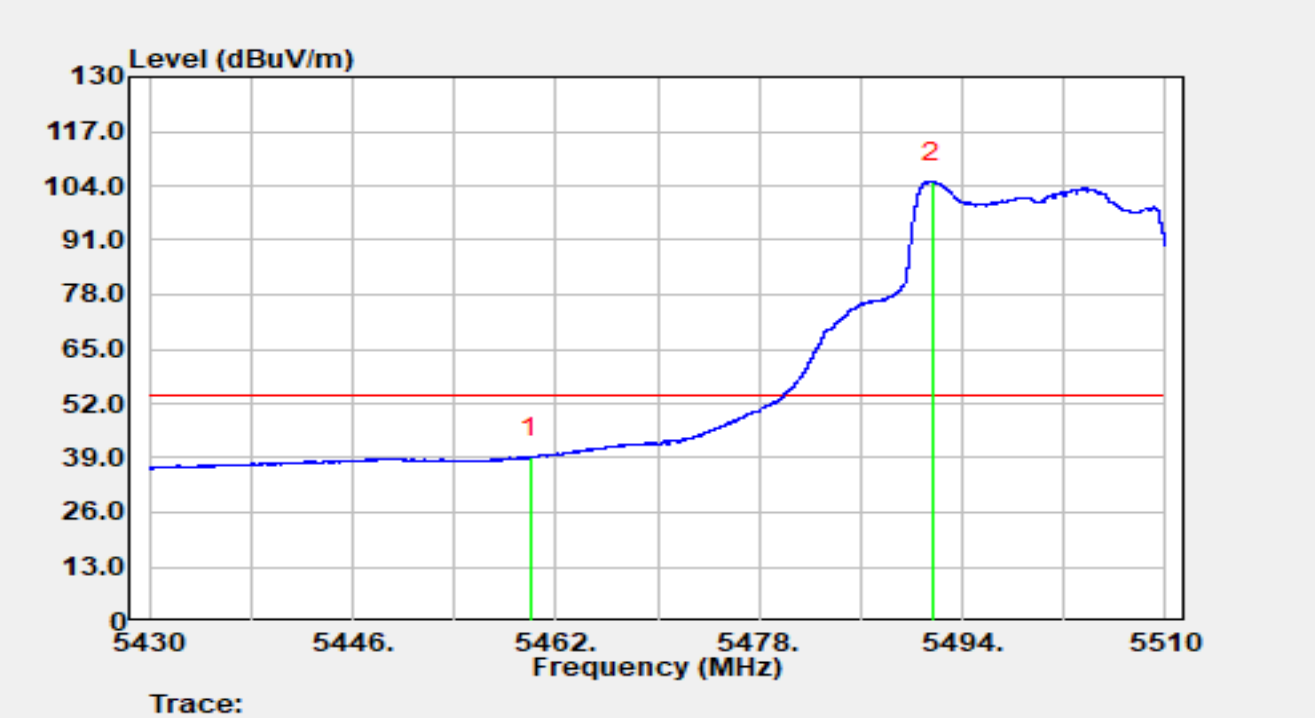

No	Mark	Frequency (MHz)	Reading (dBμV)	C.F (dB/m)	Measurement (dBμV/m)	Margin (dB)	Limit (dBμV/m)	Detector
1	*	5460.000	40.26	-1.09	39.17	-14.83	54.00	Average
2		5491.608	58.04	46.94	104.98	N/A	N/A	Average

Notes:

1. " * " indicates the worst-case emission level observed during the measurement.
2. C.F (dB/m) = Antenna Factor (dB/m) + Cable Loss (dB) + Attenuation (dB) - AMP (dB).
3. Measurement (dBμV/m) = Reading (dBμV) + C.F (dB/m).

Site	SIP-AC2	Test Date	2025-08-08
Temperature	21.5 °C	Humidity	67.9%
Limit	FCC_Part 15_Band Edge(3 m)	Test Engineer	Justin Guo
Factor	BBHA 9120D_02042	Polarity	Vertical
EUT	OmniAccess Stellar (AP571e)	Test Voltage	By PoE
Test Mode	Transmit by 802.11be-EHT20 at 5500 MHz		

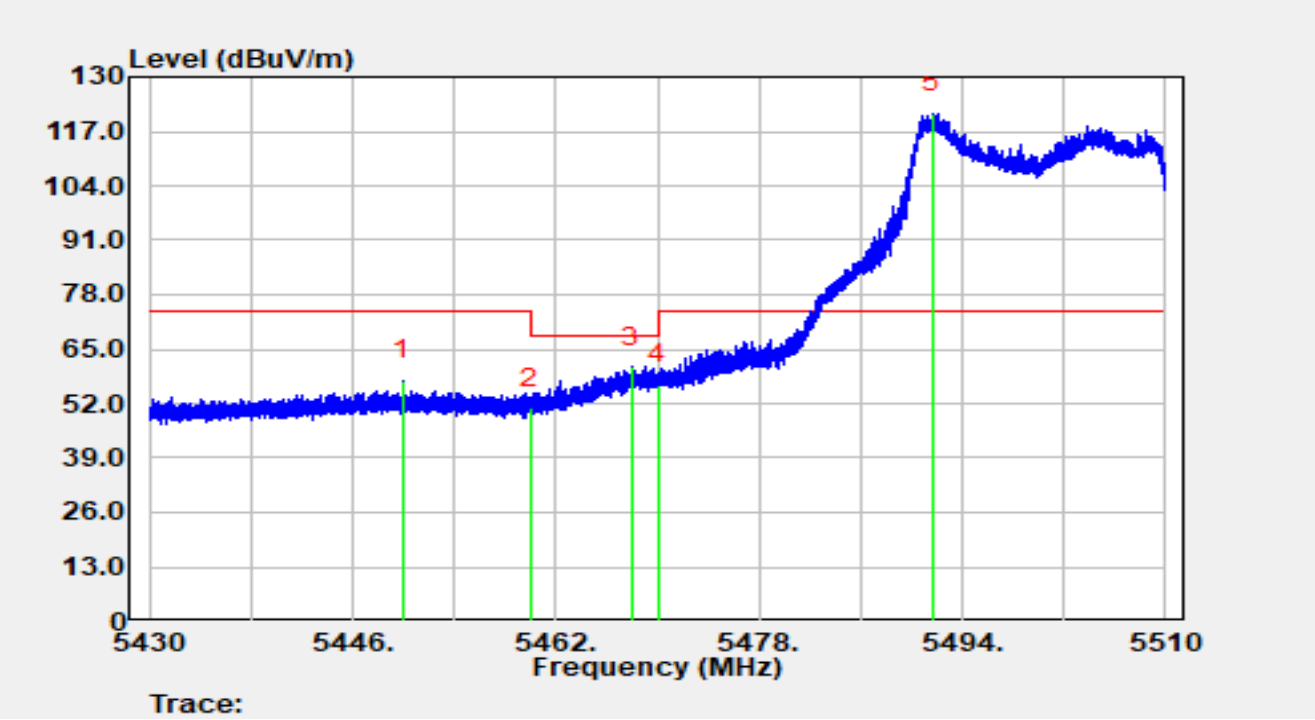

No	Mark	Frequency (MHz)	Reading (dBμV)	C.F (dB/m)	Measurement (dBμV/m)	Margin (dB)	Limit (dBμV/m)	Detector
1		5449.896	59.01	-1.58	57.43	-16.57	74.00	Peak
2		5460.000	52.10	-1.09	51.01	-17.19	68.20	Peak
3	*	5467.912	60.66	0.09	60.75	-7.45	68.20	Peak
4		5470.000	55.98	0.57	56.55	-11.65	68.20	Peak
5		5491.688	74.22	47.01	121.23	N/A	N/A	Peak

Notes:

1. " * " indicates the worst-case emission level observed during the measurement.
2. C.F (dB/m) = Antenna Factor (dB/m) + Cable Loss (dB) + Attenuation (dB) - AMP (dB).
3. Measurement (dBμV/m) = Reading (dBμV) + C.F (dB/m).

Site	SIP-AC2	Test Date	2025-08-08
Temperature	21.5 °C	Humidity	67.9%
Limit	FCC_Part 15_Band Edge(3 m)	Test Engineer	Justin Guo
Factor	BBHA 9120D_02042	Polarity	Vertical
EUT	OmniAccess Stellar (AP571e)	Test Voltage	By PoE
Test Mode	Transmit by 802.11be-EHT20 at 5500 MHz		

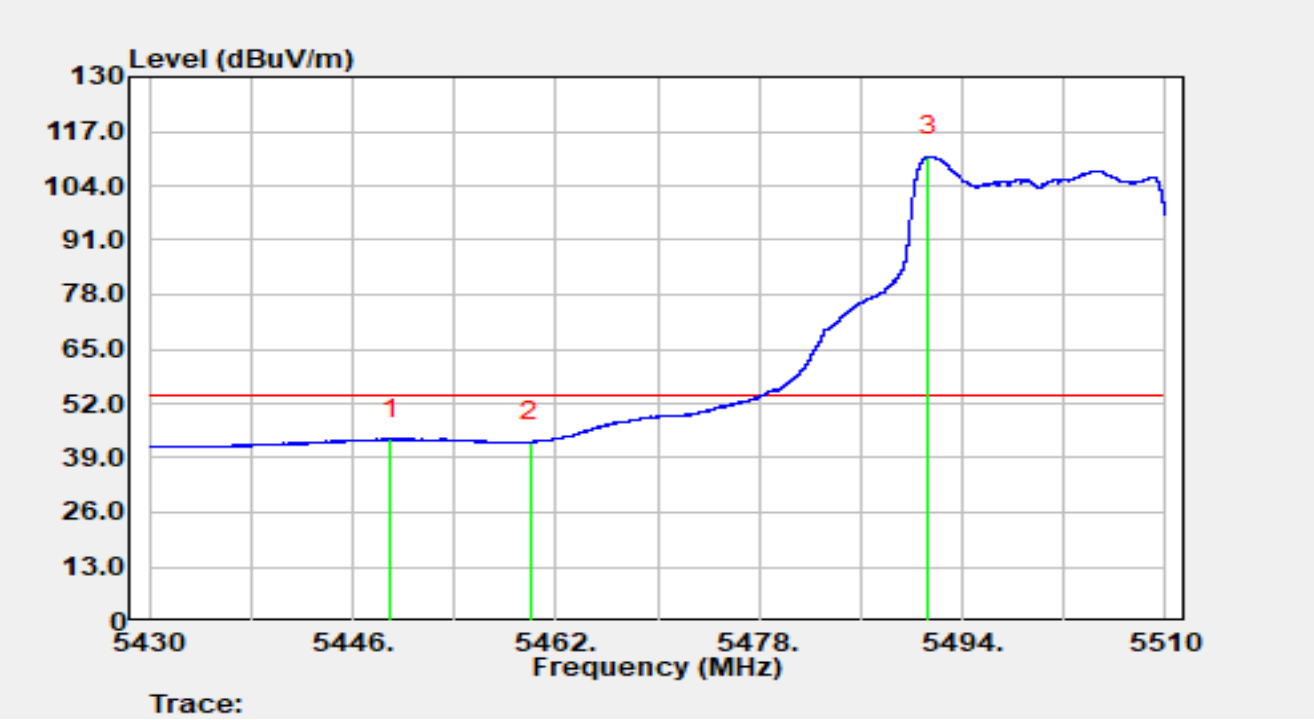

No	Mark	Frequency (MHz)	Reading (dBμV)	C.F (dB/m)	Measurement (dBμV/m)	Margin (dB)	Limit (dBμV/m)	Detector
1	*	5449.024	45.22	-1.62	43.60	-10.40	54.00	Average
2		5460.000	43.81	-1.09	42.72	-11.28	54.00	Average
3		5491.360	64.37	46.60	110.96	N/A	N/A	Average

Notes:

1. " * " indicates the worst-case emission level observed during the measurement.
2. C.F (dB/m) = Antenna Factor (dB/m) + Cable Loss (dB) + Attenuation (dB) - AMP (dB).
3. Measurement (dBμV/m) = Reading (dBμV) + C.F (dB/m).

Site	SIP-AC2	Test Date	2025-08-08
Temperature	21.5 °C	Humidity	67.9%
Limit	FCC_Part 15_Band Edge(3 m)	Test Engineer	Justin Guo
Factor	BBHA 9120D_02042	Polarity	Horizontal
EUT	OmniAccess Stellar (AP571e)	Test Voltage	By PoE
Test Mode	Transmit by 802.11be-EHT20 at 5700 MHz		

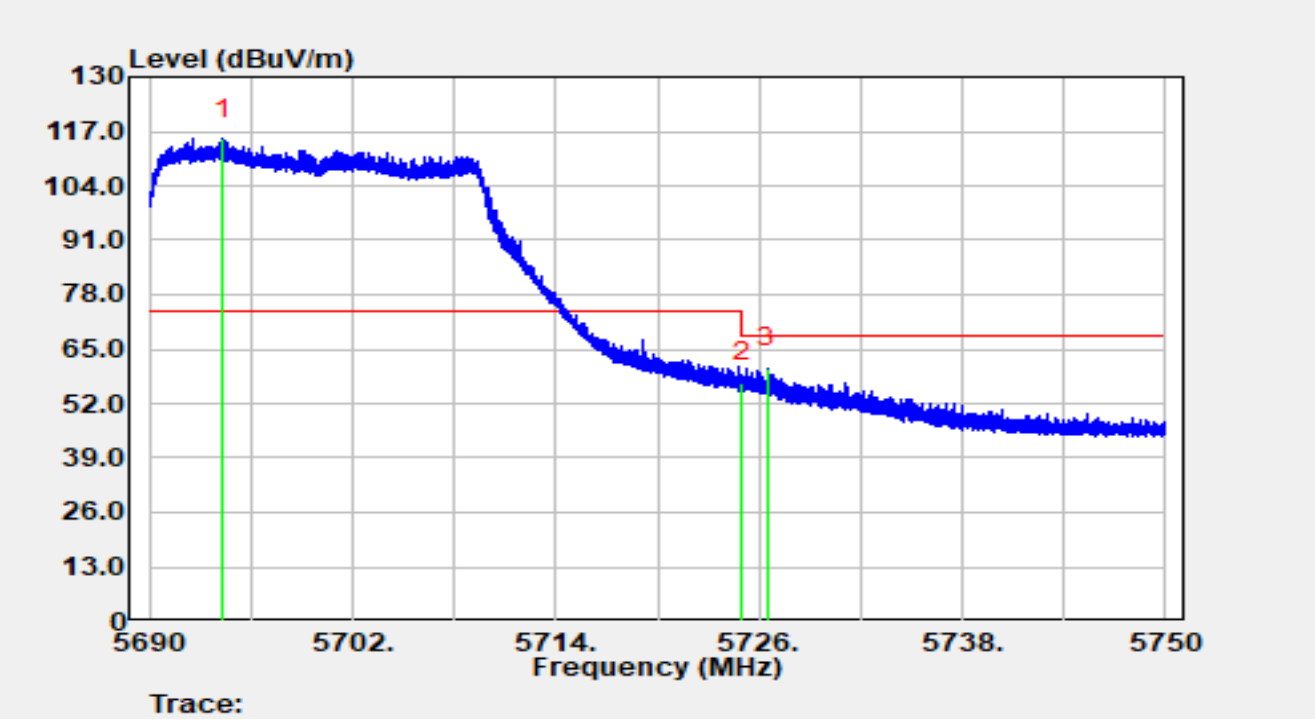

No	Mark	Frequency (MHz)	Reading (dBμV)	C.F (dB/m)	Measurement (dBμV/m)	Margin (dB)	Limit (dBμV/m)	Detector
1		5694.326	69.30	45.91	115.21	N/A	N/A	Peak
2		5725.000	54.26	2.78	57.04	-11.16	68.20	Peak
3	*	5726.510	58.40	2.02	60.41	-7.79	68.20	Peak

Notes:

1. " * " indicates the worst-case emission level observed during the measurement.
2. C.F (dB/m) = Antenna Factor (dB/m) + Cable Loss (dB) + Attenuation (dB) - AMP (dB).
3. Measurement (dBμV/m) = Reading (dBμV) + C.F (dB/m).

Site	SIP-AC2	Test Date	2025-08-08
Temperature	21.5 °C	Humidity	67.9%
Limit	FCC_Part 15_Band Edge(3 m)	Test Engineer	Justin Guo
Factor	BBHA 9120D_02042	Polarity	Vertical
EUT	OmniAccess Stellar (AP571e)	Test Voltage	By PoE
Test Mode	Transmit by 802.11be-EHT20 at 5700 MHz		

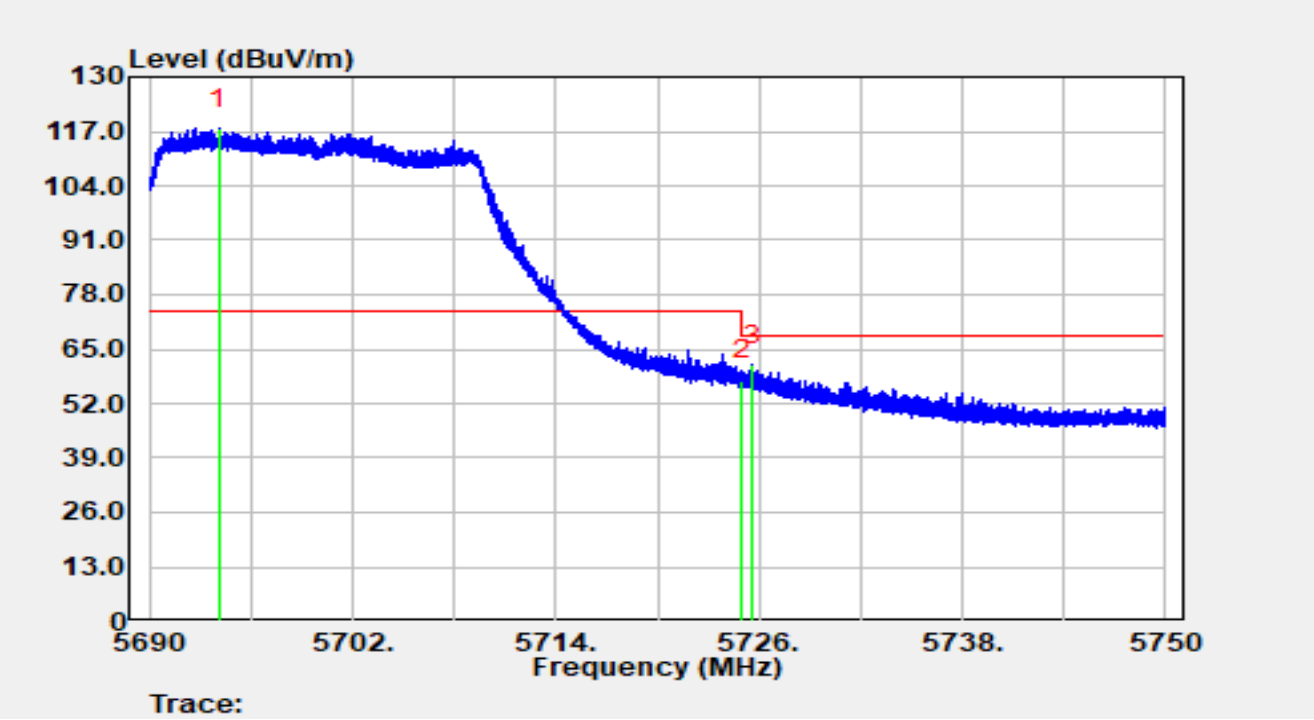

No	Mark	Frequency (MHz)	Reading (dBμV)	C.F (dB/m)	Measurement (dBμV/m)	Margin (dB)	Limit (dBμV/m)	Detector
1		5694.110	71.88	45.82	117.70	N/A	N/A	Peak
2		5725.000	54.83	2.78	57.61	-10.59	68.20	Peak
3	*	5725.586	58.66	2.46	61.12	-7.08	68.20	Peak

Notes:

1. " * " indicates the worst-case emission level observed during the measurement.
2. C.F (dB/m) = Antenna Factor (dB/m) + Cable Loss (dB) + Attenuation (dB) - AMP (dB).
3. Measurement (dBμV/m) = Reading (dBμV) + C.F (dB/m).

Site	SIP-AC2	Test Date	2025-08-08
Temperature	21.5 °C	Humidity	67.9%
Limit	FCC_Part 15.407_Band Edge(3 m)	Test Engineer	Justin Guo
Factor	BBHA 9120D_02042	Polarity	Horizontal
EUT	OmniAccess Stellar (AP571e)	Test Voltage	By PoE
Test Mode	Transmit by 802.11be-EHT20 at 5745 MHz		

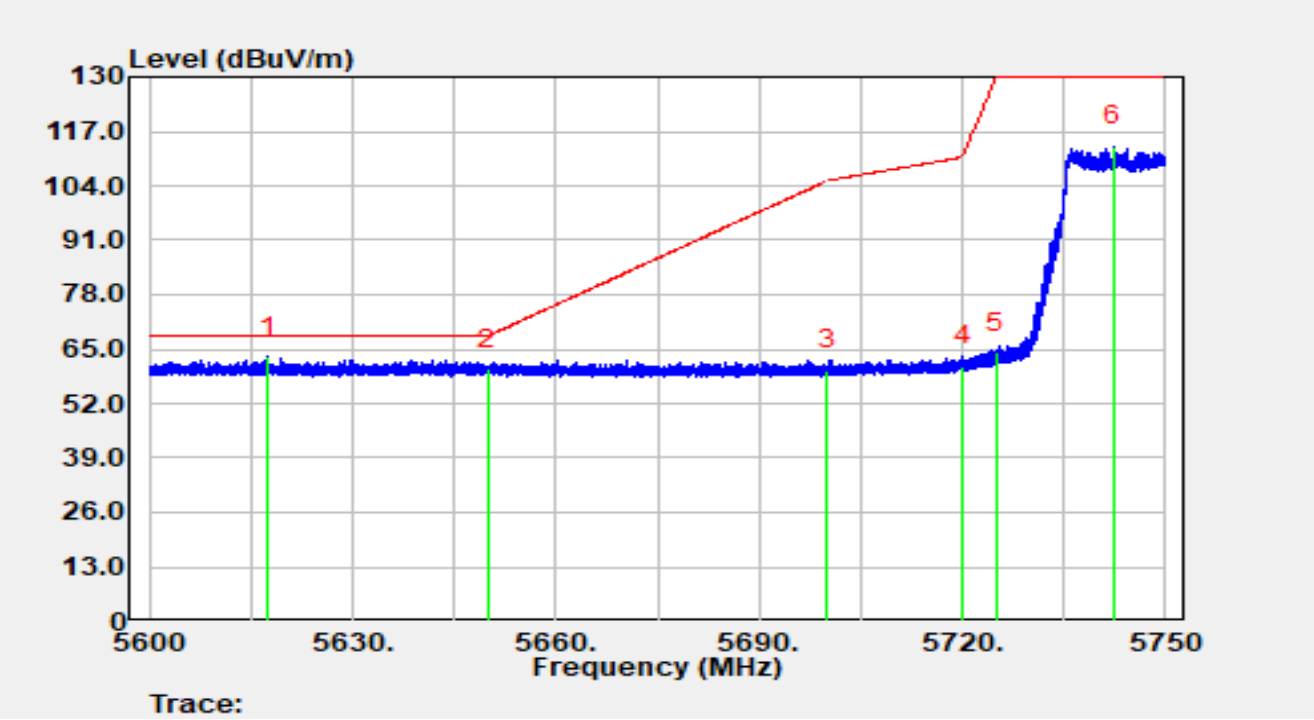

No	Mark	Frequency (MHz)	Reading (dBμV)	C.F (dB/m)	Measurement (dBμV/m)	Margin (dB)	Limit (dBμV/m)	Detector
1	*	5617.595	66.42	-3.34	63.08	-5.12	68.20	Peak
2		5650.000	63.59	-3.39	60.20	-8.00	68.20	Peak
3		5700.000	63.42	-3.36	60.06	-45.14	105.20	Peak
4		5720.000	64.30	-3.24	61.06	-49.74	110.80	Peak
5		5725.000	67.40	-3.21	64.19	-65.81	130.00	Peak
6		5742.320	116.65	-3.14	113.51	N/A	N/A	Peak

Notes:

1. " * " indicates the worst-case emission level observed during the measurement.
2. C.F (dB/m) = Antenna Factor (dB/m) + Cable Loss (dB) + Attenuation (dB) - AMP (dB).
3. Measurement (dBμV/m) = Reading (dBμV) + C.F (dB/m).

Site	SIP-AC2	Test Date	2025-08-08
Temperature	21.5 °C	Humidity	67.9%
Limit	FCC_Part 15.407_Band Edge(3 m)	Test Engineer	Justin Guo
Factor	BBHA 9120D_02042	Polarity	Vertical
EUT	OmniAccess Stellar (AP571e)	Test Voltage	By PoE
Test Mode	Transmit by 802.11be-EHT20 at 5745 MHz		

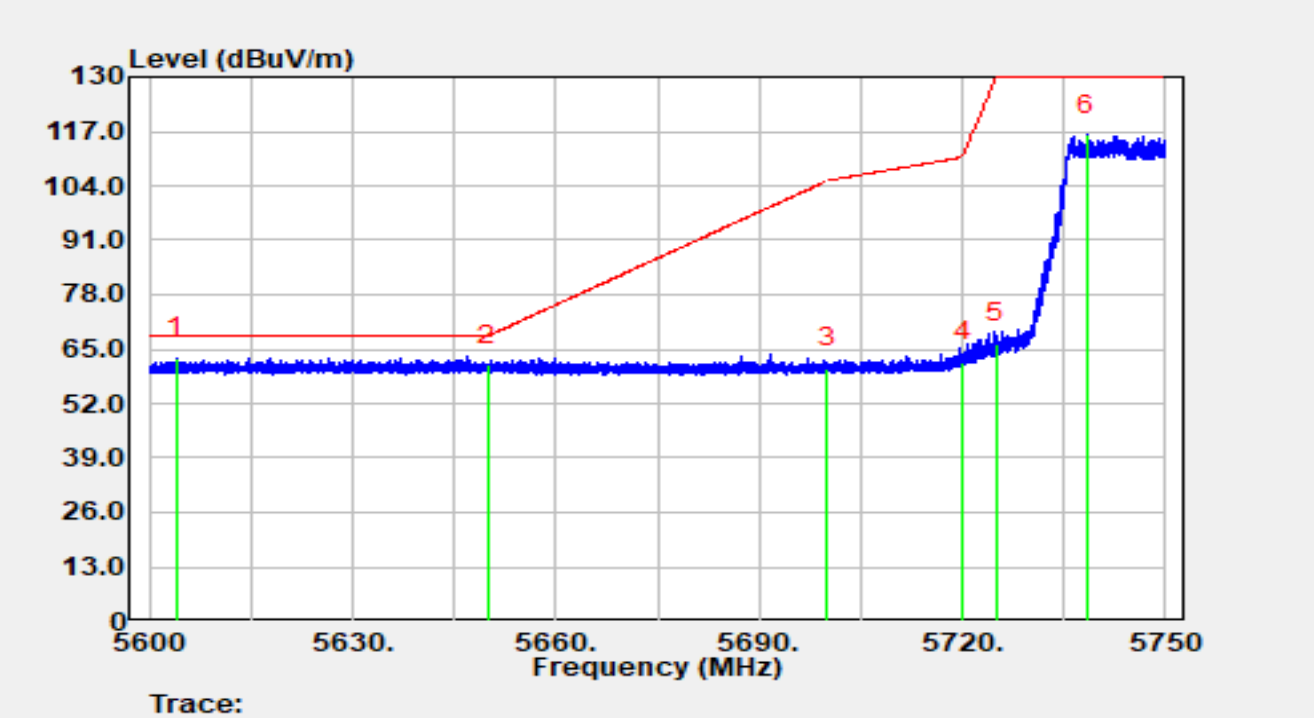

No	Mark	Frequency (MHz)	Reading (dBμV)	C.F (dB/m)	Measurement (dBμV/m)	Margin (dB)	Limit (dBμV/m)	Detector
1	*	5603.960	66.16	-3.32	62.84	-5.36	68.20	Peak
2		5650.000	64.71	-3.39	61.32	-6.88	68.20	Peak
3		5700.000	63.85	-3.36	60.49	-44.71	105.20	Peak
4		5720.000	65.29	-3.24	62.05	-48.75	110.80	Peak
5		5725.000	69.60	-3.21	66.39	-63.61	130.00	Peak
6		5738.435	119.21	-3.15	116.06	N/A	N/A	Peak

Notes:

1. " * " indicates the worst-case emission level observed during the measurement.
2. C.F (dB/m) = Antenna Factor (dB/m) + Cable Loss (dB) + Attenuation (dB) - AMP (dB).
3. Measurement (dBμV/m) = Reading (dBμV) + C.F (dB/m).

Site	SIP-AC2	Test Date	2025-08-08
Temperature	21.5 °C	Humidity	67.9%
Limit	FCC_Part 15.407_Band Edge(3 m)	Test Engineer	Justin Guo
Factor	BBHA 9120D_02042	Polarity	Horizontal
EUT	OmniAccess Stellar (AP571e)	Test Voltage	By PoE
Test Mode	Transmit by 802.11be-EHT20 at 5825 MHz		

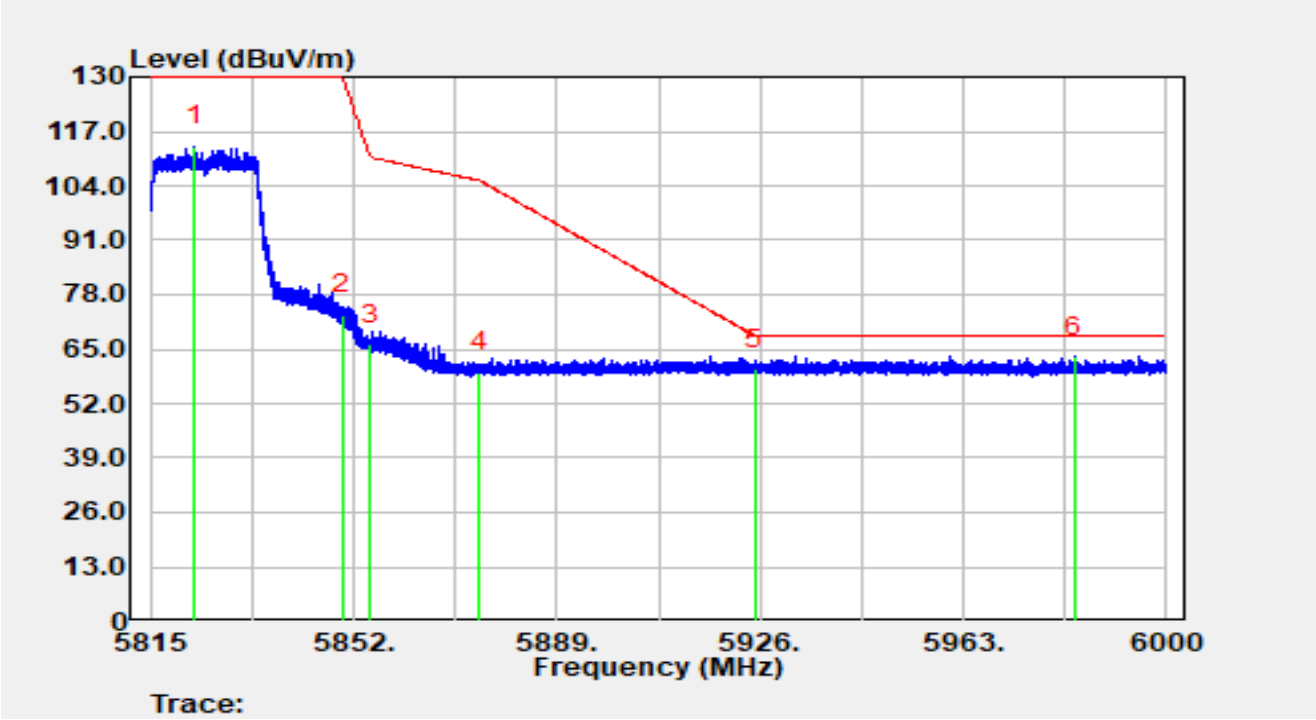

No	Mark	Frequency (MHz)	Reading (dBμV)	C.F (dB/m)	Measurement (dBμV/m)	Margin (dB)	Limit (dBμV/m)	Detector
1		5823.066	116.44	-2.99	113.45	N/A	N/A	Peak
2		5850.000	76.08	-2.82	73.26	-56.74	130.00	Peak
3		5855.000	68.77	-2.71	66.06	-44.74	110.80	Peak
4		5875.000	62.39	-2.82	59.57	-45.63	105.20	Peak
5		5925.000	62.80	-2.64	60.16	-8.04	68.20	Peak
6	*	5983.332	65.83	-2.60	63.23	-4.97	68.20	Peak

Notes:

1. " * " indicates the worst-case emission level observed during the measurement.
2. C.F (dB/m) = Antenna Factor (dB/m) + Cable Loss (dB) + Attenuation (dB) - AMP (dB).
3. Measurement (dBμV/m) = Reading (dBμV) + C.F (dB/m).

Site	SIP-AC2	Test Date	2025-08-08
Temperature	21.5 °C	Humidity	67.9%
Limit	FCC_Part 15.407_Band Edge(3 m)	Test Engineer	Justin Guo
Factor	BBHA 9120D_02042	Polarity	Vertical
EUT	OmniAccess Stellar (AP571e)	Test Voltage	By PoE
Test Mode	Transmit by 802.11be-EHT20 at 5825 MHz		

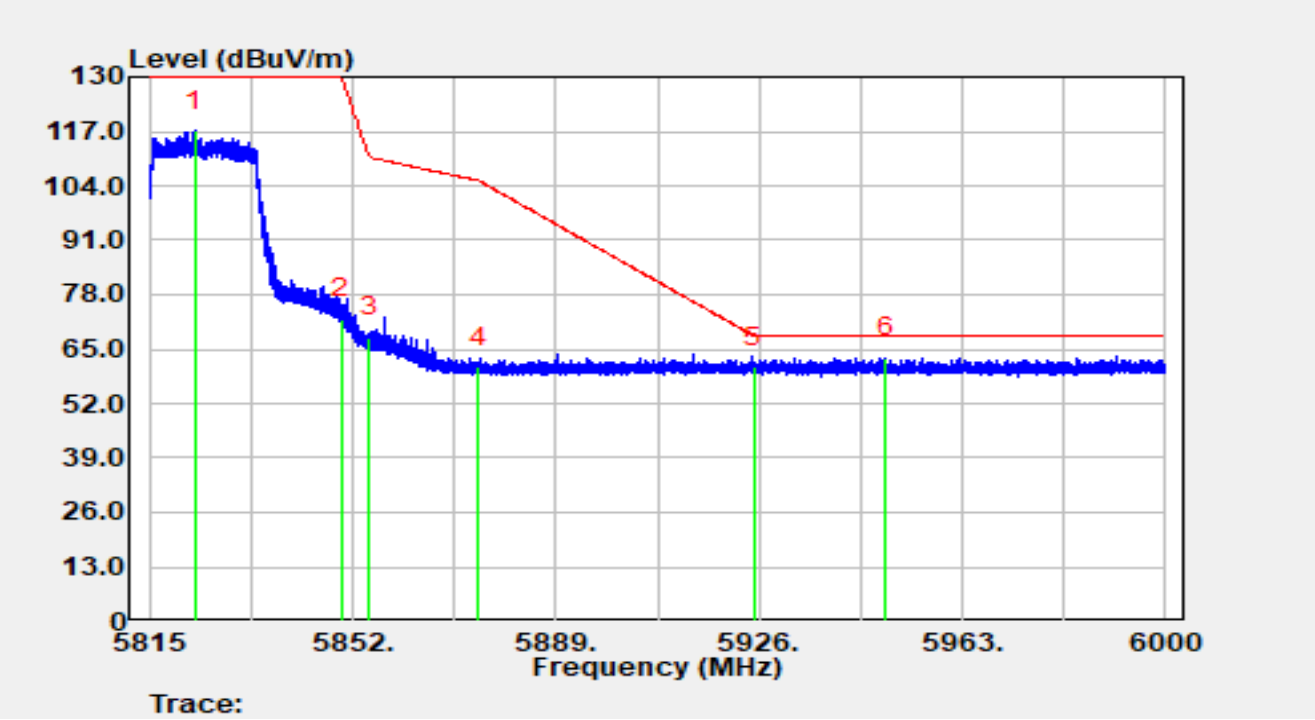

No	Mark	Frequency (MHz)	Reading (dBμV)	C.F (dB/m)	Measurement (dBμV/m)	Margin (dB)	Limit (dBμV/m)	Detector
1		5823.195	120.17	-2.99	117.18	N/A	N/A	Peak
2		5850.000	74.98	-2.82	72.16	-57.84	130.00	Peak
3		5855.000	70.51	-2.71	67.80	-43.00	110.80	Peak
4		5875.000	63.62	-2.82	60.80	-44.40	105.20	Peak
5		5925.000	63.41	-2.64	60.76	-7.44	68.20	Peak
6	*	5948.996	65.63	-2.65	62.98	-5.22	68.20	Peak

Notes:

1. " * " indicates the worst-case emission level observed during the measurement.
2. C.F (dB/m) = Antenna Factor (dB/m) + Cable Loss (dB) + Attenuation (dB) - AMP (dB).
3. Measurement (dBμV/m) = Reading (dBμV) + C.F (dB/m).

Site	SIP-AC3	Test Date	2025-08-11
Temperature	24.9 °C	Humidity	70.3%
Limit	FCC_Part 15_Band Edge(3 m)	Test Engineer	Mero Zhou
Factor	HF907_102861	Polarity	Horizontal
EUT	OmniAccess Stellar (AP571e)	Test Voltage	By PoE
Test Mode	Transmit by 802.11be-EHT40 at 5190 MHz		

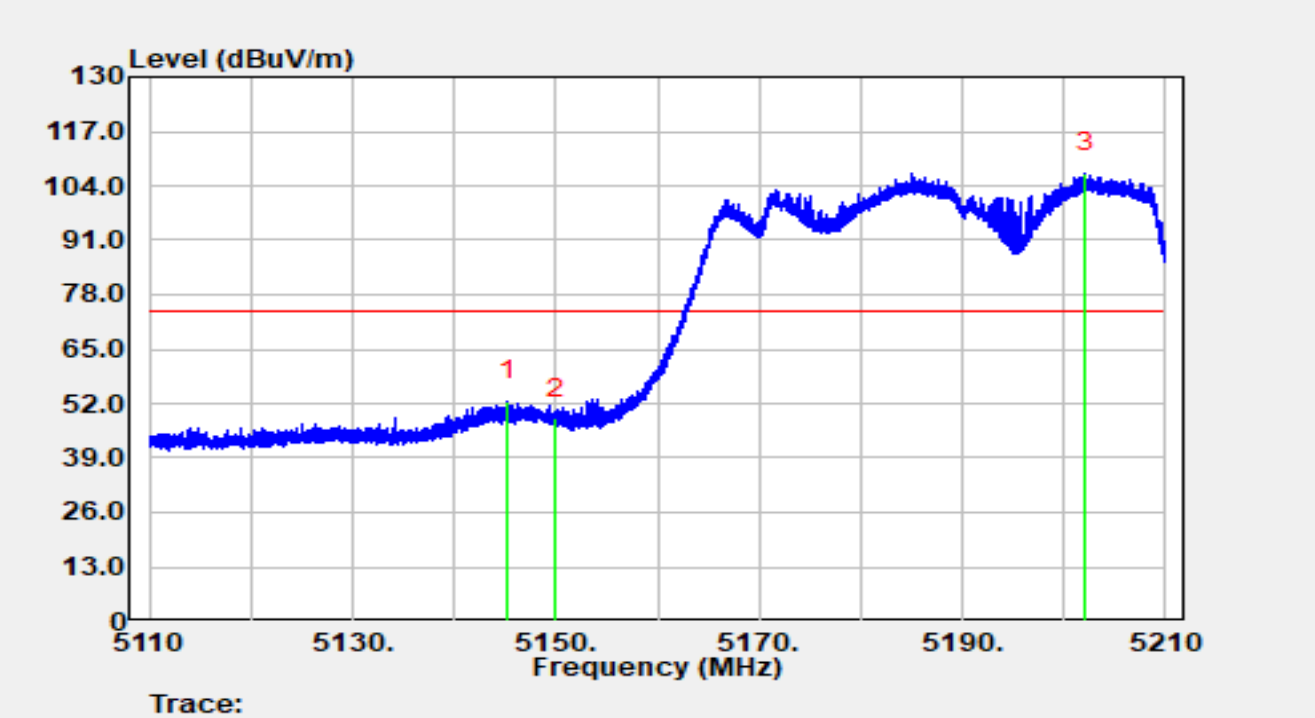

No	Mark	Frequency (MHz)	Reading (dBμV)	C.F (dB/m)	Measurement (dBμV/m)	Margin (dB)	Limit (dBμV/m)	Detector
1	*	5145.232	54.37	-1.73	52.64	-21.36	74.00	Peak
2		5150.000	48.99	-0.54	48.44	-25.56	74.00	Peak
3		5202.157	63.93	43.05	106.97	N/A	N/A	Peak

Notes:

1. " * " indicates the worst-case emission level observed during the measurement.
2. C.F (dB/m) = Antenna Factor (dB/m) + Cable Loss (dB) + Attenuation (dB) - AMP (dB).
3. Measurement (dBμV/m) = Reading (dBμV) + C.F (dB/m).

Site	SIP-AC3	Test Date	2025-08-11
Temperature	24.9 °C	Humidity	70.3%
Limit	FCC_Part 15_Band Edge(3 m)	Test Engineer	Mero Zhou
Factor	HF907_102861	Polarity	Horizontal
EUT	OmniAccess Stellar (AP571e)	Test Voltage	By PoE
Test Mode	Transmit by 802.11be-EHT40 at 5190 MHz		

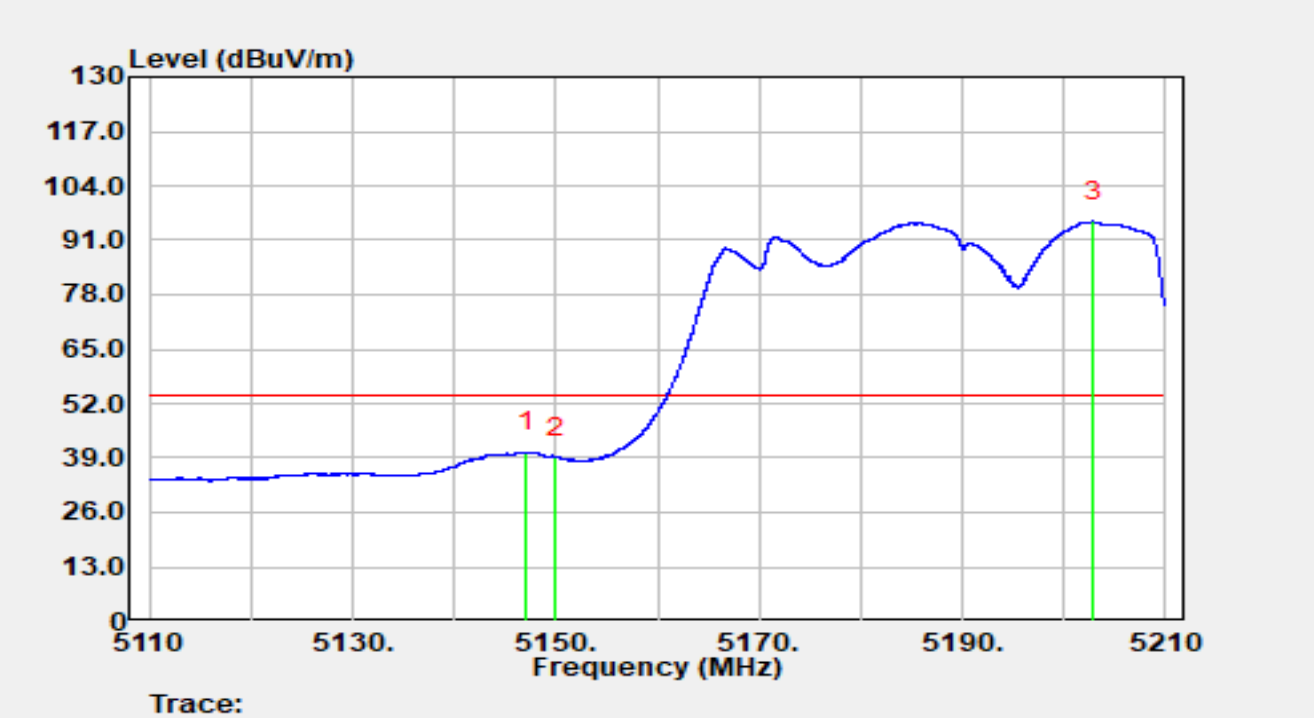

No	Mark	Frequency (MHz)	Reading (dBμV)	C.F (dB/m)	Measurement (dBμV/m)	Margin (dB)	Limit (dBμV/m)	Detector
1	*	5147.113	41.50	-1.14	40.36	-13.64	54.00	Average
2		5150.000	39.77	-0.54	39.22	-14.78	54.00	Average
3		5202.905	51.26	44.17	95.43	N/A	N/A	Average

Notes:

1. " * " indicates the worst-case emission level observed during the measurement.
2. C.F (dB/m) = Antenna Factor (dB/m) + Cable Loss (dB) + Attenuation (dB) - AMP (dB).
3. Measurement (dBμV/m) = Reading (dBμV) + C.F (dB/m).

Site	SIP-AC3	Test Date	2025-08-11
Temperature	24.9 °C	Humidity	70.3%
Limit	FCC_Part 15_Band Edge(3 m)	Test Engineer	Mero Zhou
Factor	HF907_102861	Polarity	Vertical
EUT	OmniAccess Stellar (AP571e)	Test Voltage	By PoE
Test Mode	Transmit by 802.11be-EHT40 at 5190 MHz		

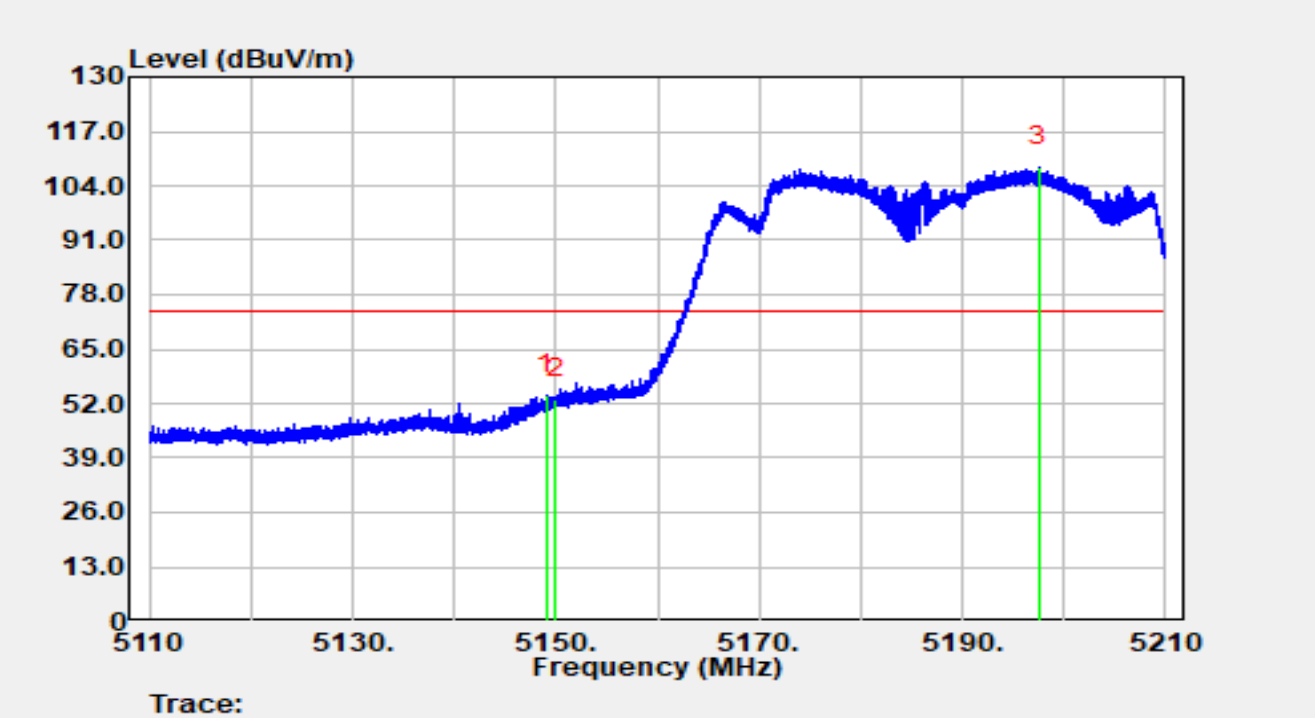

No	Mark	Frequency (MHz)	Reading (dBμV)	C.F (dB/m)	Measurement (dBμV/m)	Margin (dB)	Limit (dBμV/m)	Detector
1	*	5149.115	55.19	-1.04	54.14	-19.86	74.00	Peak
2		5150.000	53.64	-0.54	53.10	-20.90	74.00	Peak
3		5197.581	71.10	37.54	108.64	N/A	N/A	Peak

Notes:

1. " * " indicates the worst-case emission level observed during the measurement.
2. C.F (dB/m) = Antenna Factor (dB/m) + Cable Loss (dB) + Attenuation (dB) - AMP (dB).
3. Measurement (dBμV/m) = Reading (dBμV) + C.F (dB/m).

Site	SIP-AC3	Test Date	2025-08-11
Temperature	24.9 °C	Humidity	70.3%
Limit	FCC_Part 15_Band Edge(3 m)	Test Engineer	Mero Zhou
Factor	HF907_102861	Polarity	Vertical
EUT	OmniAccess Stellar (AP571e)	Test Voltage	By PoE
Test Mode	Transmit by 802.11be-EHT40 at 5190 MHz		

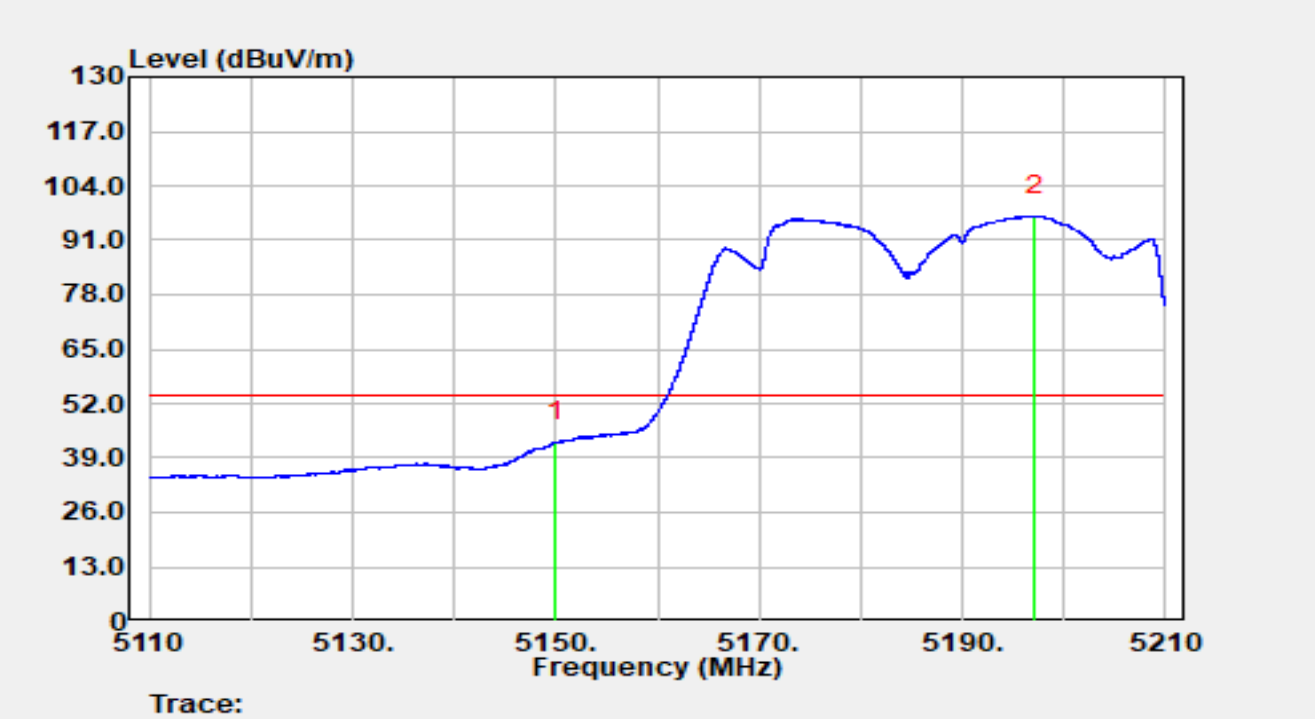

No	Mark	Frequency (MHz)	Reading (dBμV)	C.F (dB/m)	Measurement (dBμV/m)	Margin (dB)	Limit (dBμV/m)	Detector
1	*	5150.000	43.28	-0.54	42.73	-11.27	54.00	Average
2		5197.108	59.34	37.32	96.66	N/A	N/A	Average

Notes:

1. " * " indicates the worst-case emission level observed during the measurement.
2. C.F (dB/m) = Antenna Factor (dB/m) + Cable Loss (dB) + Attenuation (dB) - AMP (dB).
3. Measurement (dBμV/m) = Reading (dBμV) + C.F (dB/m).

Site	SIP-AC3	Test Date	2025-08-11
Temperature	24.9 °C	Humidity	70.3%
Limit	FCC_Part 15_Band Edge(3 m)	Test Engineer	Mero Zhou
Factor	HF907_102861	Polarity	Horizontal
EUT	OmniAccess Stellar (AP571e)	Test Voltage	By PoE
Test Mode	Transmit by 802.11be-EHT40 at 5310 MHz		

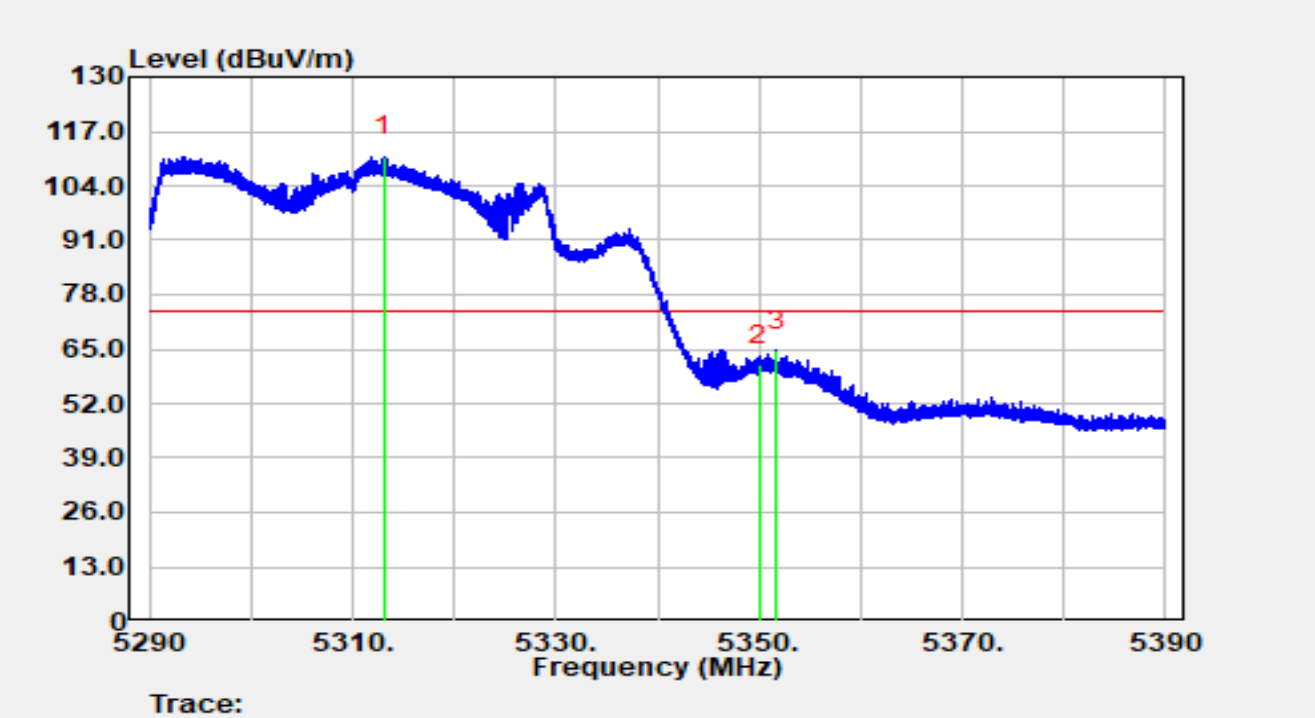

No	Mark	Frequency (MHz)	Reading (dBμV)	C.F (dB/m)	Measurement (dBμV/m)	Margin (dB)	Limit (dBμV/m)	Detector
1		5313.080	62.64	48.36	111.00	N/A	N/A	Peak
2		5350.000	59.04	2.28	61.32	-12.68	74.00	Peak
3	*	5351.740	63.52	1.11	64.62	-9.38	74.00	Peak

Notes:

1. " * " indicates the worst-case emission level observed during the measurement.
2. C.F (dB/m) = Antenna Factor (dB/m) + Cable Loss (dB) + Attenuation (dB) - AMP (dB).
3. Measurement (dBμV/m) = Reading (dBμV) + C.F (dB/m).

Site	SIP-AC3	Test Date	2025-08-11
Temperature	24.9 °C	Humidity	70.3%
Limit	FCC_Part 15_Band Edge(3 m)	Test Engineer	Mero Zhou
Factor	HF907_102861	Polarity	Horizontal
EUT	OmniAccess Stellar (AP571e)	Test Voltage	By PoE
Test Mode	Transmit by 802.11be-EHT40 at 5310 MHz		

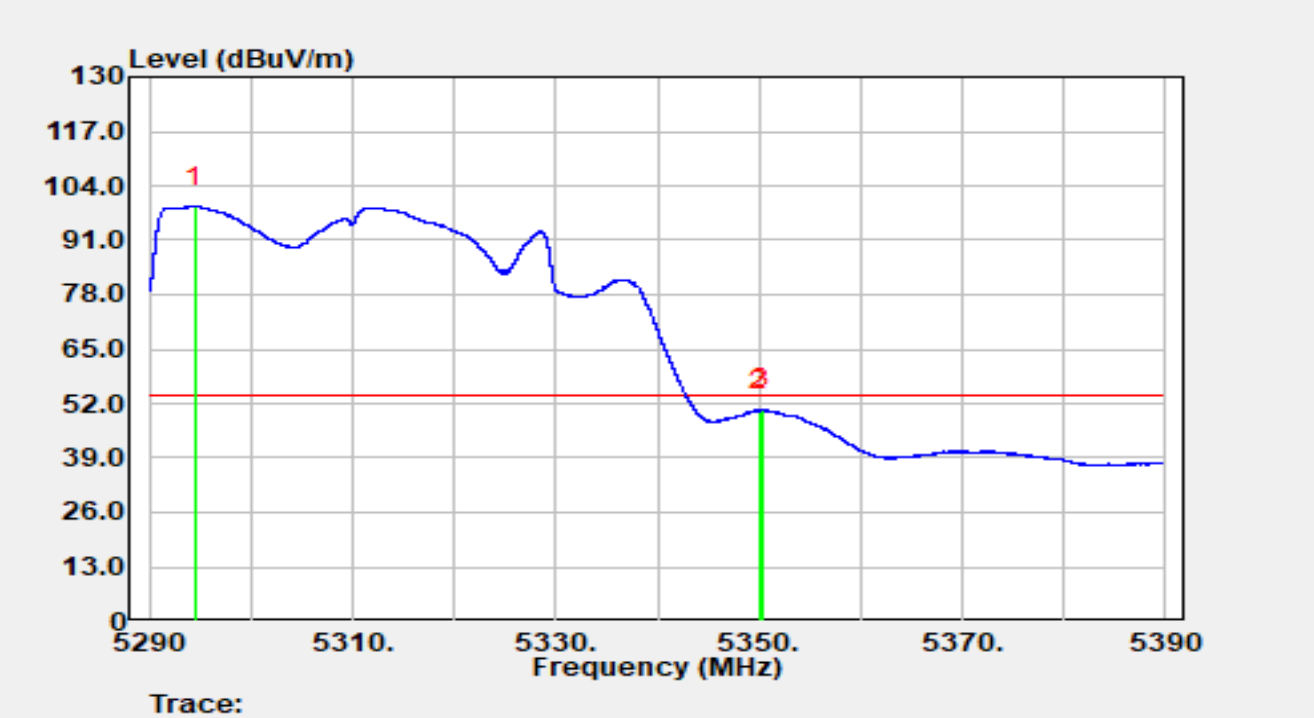

No	Mark	Frequency (MHz)	Reading (dBμV)	C.F (dB/m)	Measurement (dBμV/m)	Margin (dB)	Limit (dBμV/m)	Detector
1		5294.430	57.38	41.66	99.05	N/A	N/A	Average
2		5350.000	47.95	2.28	50.24	-3.76	54.00	Average
3	*	5350.270	48.51	2.14	50.65	-3.35	54.00	Average

Notes:

1. " * " indicates the worst-case emission level observed during the measurement.
2. C.F (dB/m) = Antenna Factor (dB/m) + Cable Loss (dB) + Attenuation (dB) - AMP (dB).
3. Measurement (dBμV/m) = Reading (dBμV) + C.F (dB/m).

Site	SIP-AC3	Test Date	2025-08-11
Temperature	24.9 °C	Humidity	70.3%
Limit	FCC_Part 15_Band Edge(3 m)	Test Engineer	Mero Zhou
Factor	HF907_102861	Polarity	Vertical
EUT	OmniAccess Stellar (AP571e)	Test Voltage	By PoE
Test Mode	Transmit by 802.11be-EHT40 at 5310 MHz		

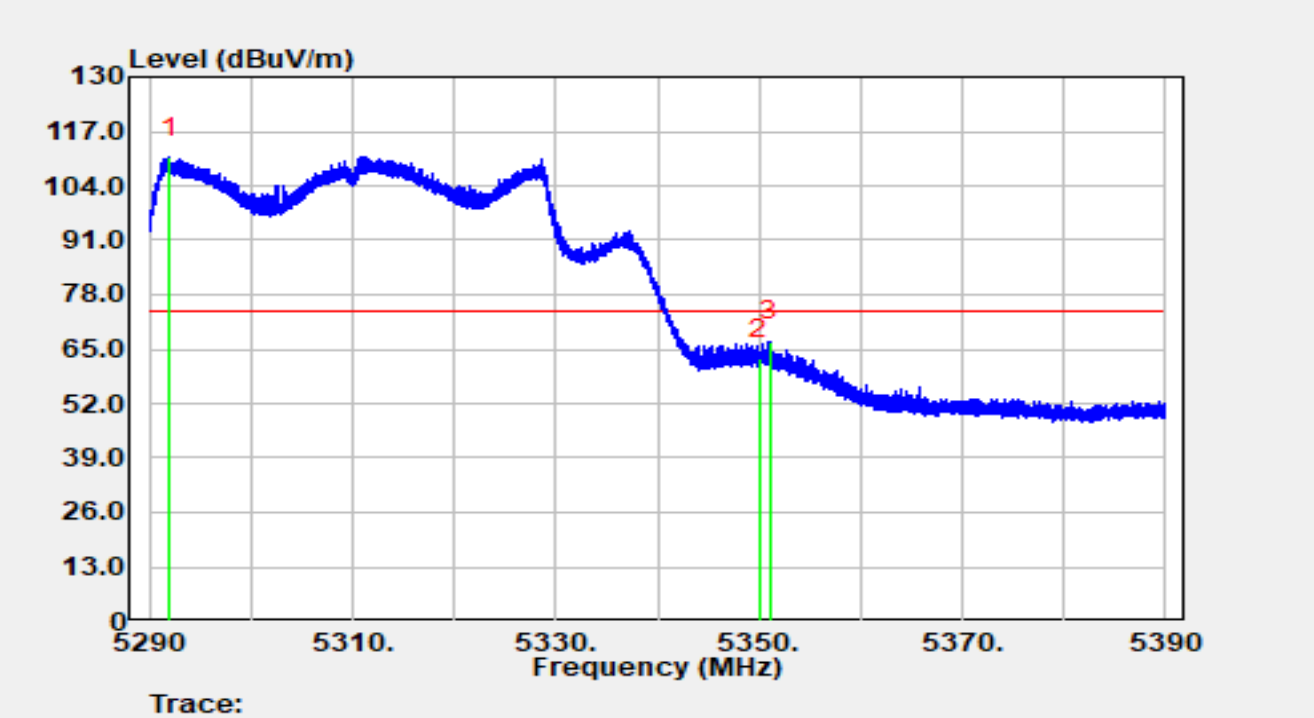

No	Mark	Frequency (MHz)	Reading (dBμV)	C.F (dB/m)	Measurement (dBμV/m)	Margin (dB)	Limit (dBμV/m)	Detector
1		5292.010	69.70	41.11	110.81	N/A	N/A	Peak
2		5350.000	60.46	2.28	62.74	-11.26	74.00	Peak
3	*	5351.070	65.33	1.59	66.92	-7.08	74.00	Peak

Notes:

1. " * " indicates the worst-case emission level observed during the measurement.
2. C.F (dB/m) = Antenna Factor (dB/m) + Cable Loss (dB) + Attenuation (dB) - AMP (dB).
3. Measurement (dBμV/m) = Reading (dBμV) + C.F (dB/m).

Site	SIP-AC3	Test Date	2025-08-11
Temperature	24.9 °C	Humidity	70.3%
Limit	FCC_Part 15_Band Edge(3 m)	Test Engineer	Mero Zhou
Factor	HF907_102861	Polarity	Vertical
EUT	OmniAccess Stellar (AP571e)	Test Voltage	By PoE
Test Mode	Transmit by 802.11be-EHT40 at 5310 MHz		

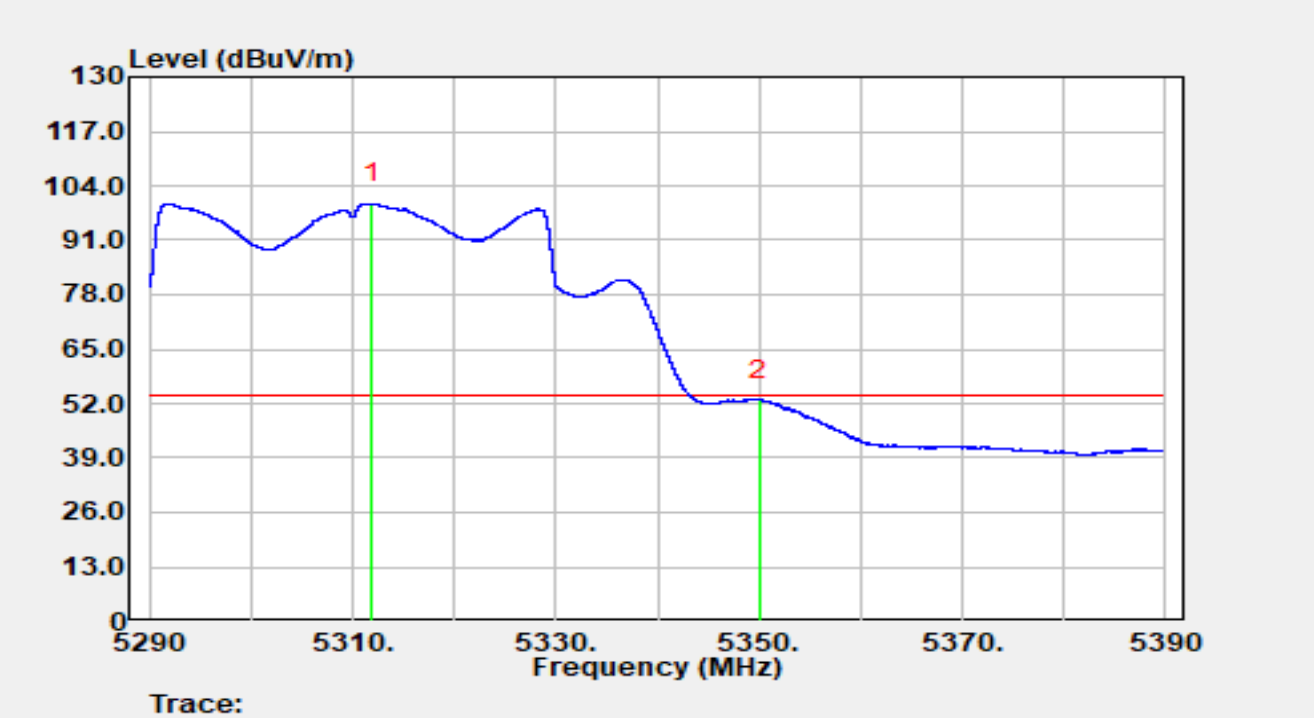

No	Mark	Frequency (MHz)	Reading (dBμV)	C.F (dB/m)	Measurement (dBμV/m)	Margin (dB)	Limit (dBμV/m)	Detector
1		5311.880	53.05	46.74	99.79	N/A	N/A	Average
2	*	5350.000	50.67	2.28	52.95	-1.05	54.00	Average

Notes:

1. " * " indicates the worst-case emission level observed during the measurement.
2. C.F (dB/m) = Antenna Factor (dB/m) + Cable Loss (dB) + Attenuation (dB) - AMP (dB).
3. Measurement (dBμV/m) = Reading (dBμV) + C.F (dB/m).

Site	SIP-AC2	Test Date	2025-08-08
Temperature	21.5 °C	Humidity	67.9%
Limit	FCC_Part 15_Band Edge(3 m)	Test Engineer	Justin Guo
Factor	BBHA 9120D_02042	Polarity	Horizontal
EUT	OmniAccess Stellar (AP571e)	Test Voltage	By PoE
Test Mode	Transmit by 802.11be-EHT40 at 5510 MHz		

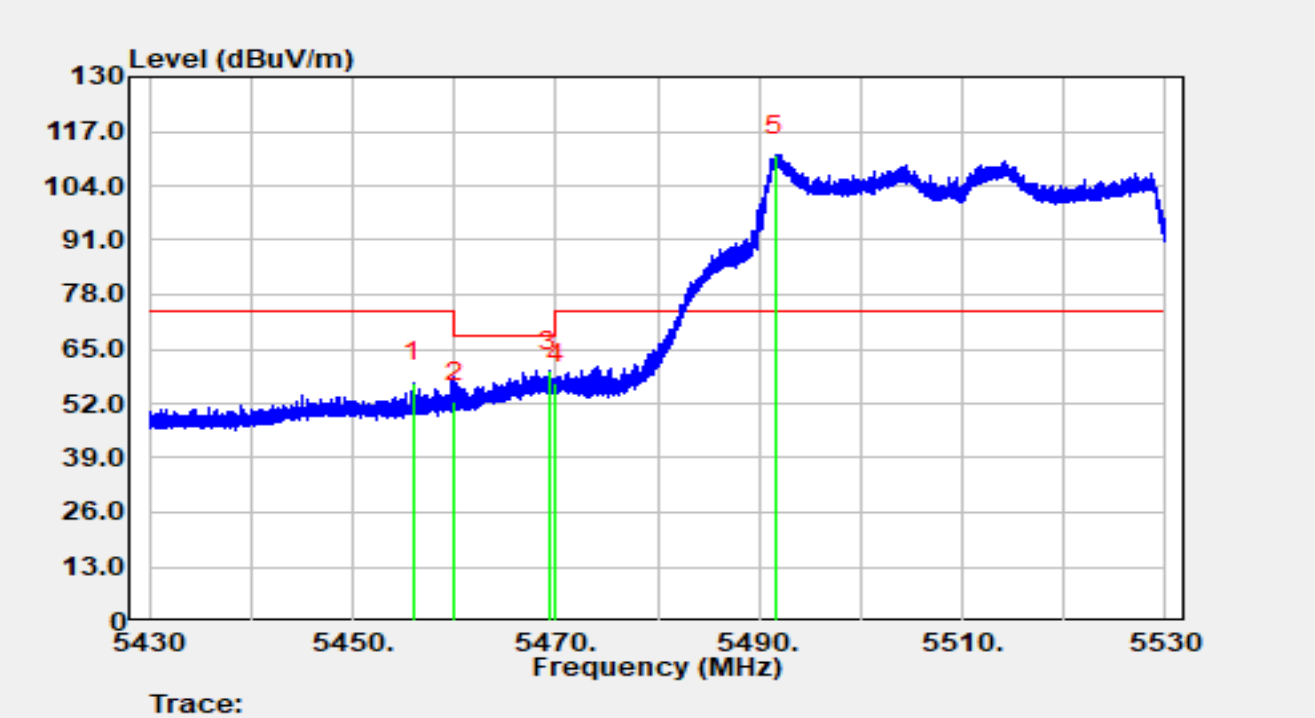

No	Mark	Frequency (MHz)	Reading (dBμV)	C.F (dB/m)	Measurement (dBμV/m)	Margin (dB)	Limit (dBμV/m)	Detector
1		5455.960	58.31	-1.38	56.94	-17.06	74.00	Peak
2		5460.000	53.41	-1.09	52.32	-15.88	68.20	Peak
3	*	5469.390	59.34	0.48	59.83	-8.37	68.20	Peak
4		5470.000	56.30	0.57	56.87	-11.33	68.20	Peak
5		5491.530	64.39	46.83	111.22	N/A	N/A	Peak

Notes:

1. " * " indicates the worst-case emission level observed during the measurement.
2. C.F (dB/m) = Antenna Factor (dB/m) + Cable Loss (dB) + Attenuation (dB) - AMP (dB).
3. Measurement (dBμV/m) = Reading (dBμV) + C.F (dB/m).

Site	SIP-AC2	Test Date	2025-08-08
Temperature	21.5 °C	Humidity	67.9%
Limit	FCC_Part 15_Band Edge(3 m)	Test Engineer	Justin Guo
Factor	BBHA 9120D_02042	Polarity	Horizontal
EUT	OmniAccess Stellar (AP571e)	Test Voltage	By PoE
Test Mode	Transmit by 802.11be-EHT40 at 5510 MHz		

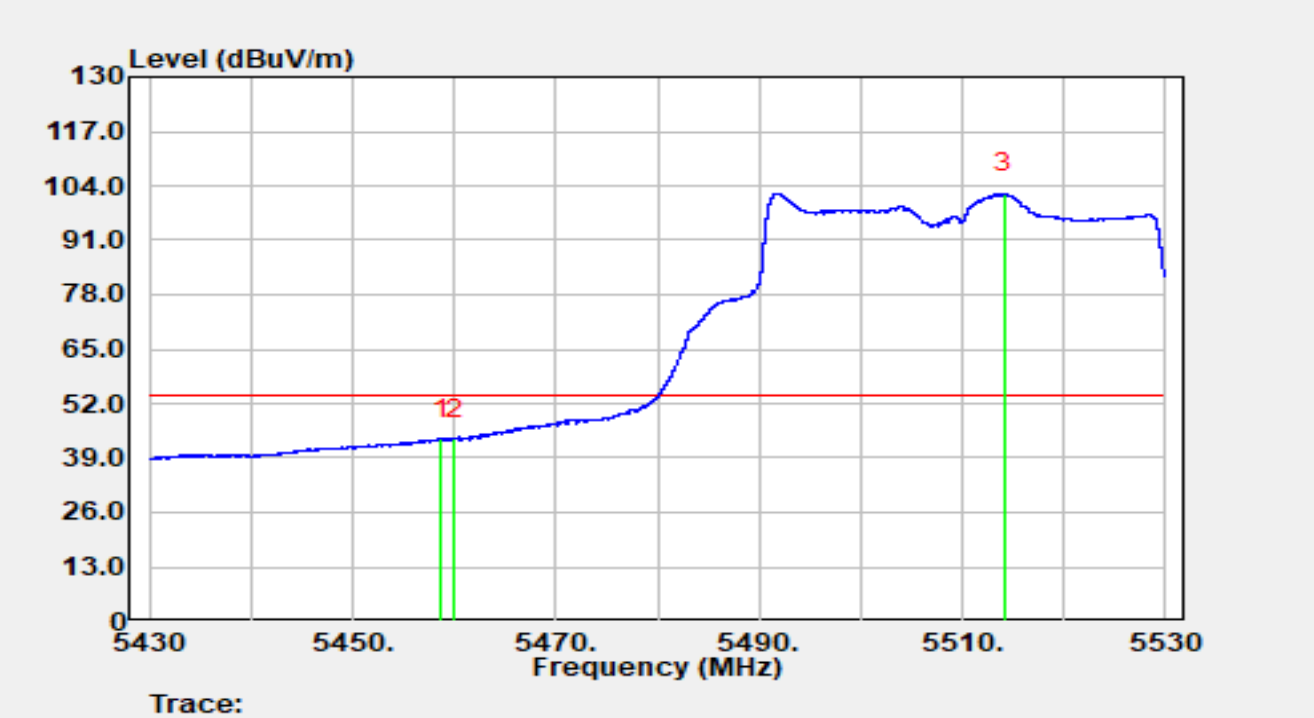

No	Mark	Frequency (MHz)	Reading (dBμV)	C.F (dB/m)	Measurement (dBμV/m)	Margin (dB)	Limit (dBμV/m)	Detector
1	*	5458.660	44.73	-1.21	43.52	-10.48	54.00	Average
2		5460.000	44.53	-1.09	43.44	-10.56	54.00	Average
3		5514.170	56.94	45.17	102.12	N/A	N/A	Average

Notes:

1. " * " indicates the worst-case emission level observed during the measurement.
2. C.F (dB/m) = Antenna Factor (dB/m) + Cable Loss (dB) + Attenuation (dB) - AMP (dB).
3. Measurement (dBμV/m) = Reading (dBμV) + C.F (dB/m).

Site	SIP-AC2	Test Date	2025-08-08
Temperature	21.5 °C	Humidity	67.9%
Limit	FCC_Part 15_Band Edge(3 m)	Test Engineer	Justin Guo
Factor	BBHA 9120D_02042	Polarity	Vertical
EUT	OmniAccess Stellar (AP571e)	Test Voltage	By PoE
Test Mode	Transmit by 802.11be-EHT40 at 5510 MHz		

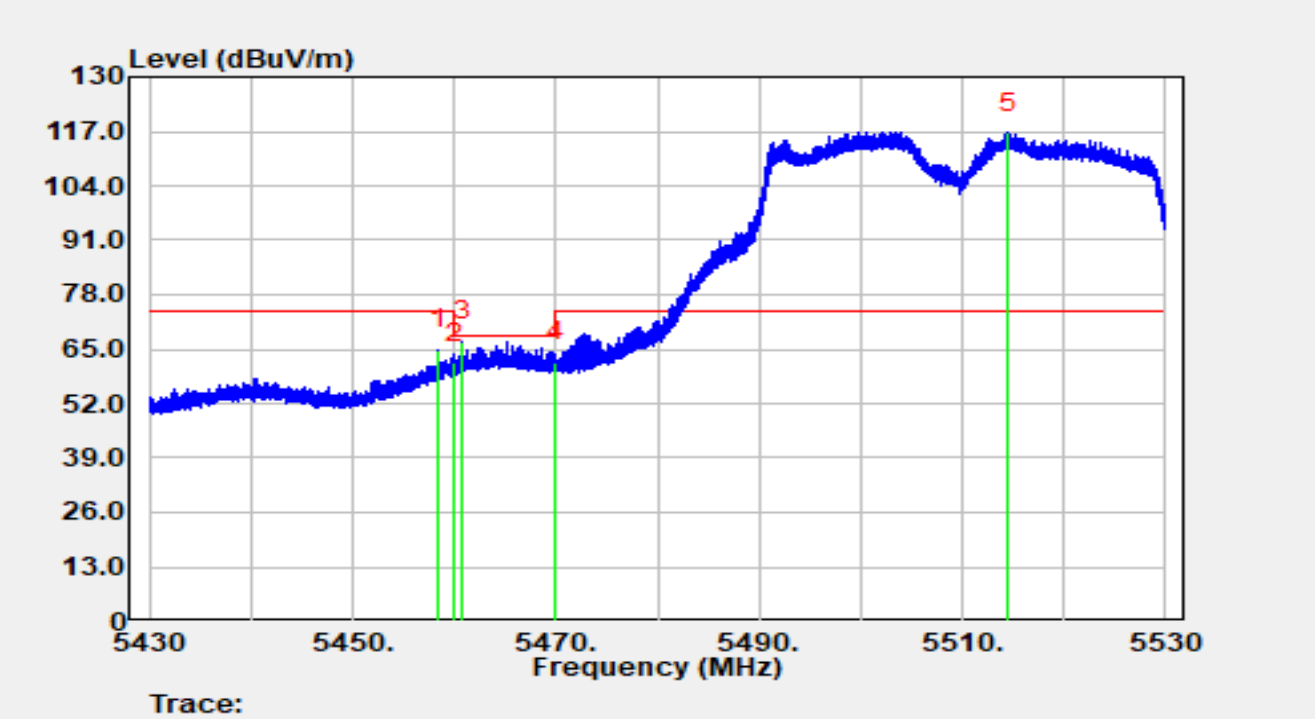

No	Mark	Frequency (MHz)	Reading (dBμV)	C.F (dB/m)	Measurement (dBμV/m)	Margin (dB)	Limit (dBμV/m)	Detector
1		5458.460	65.97	-1.18	64.79	-9.21	74.00	Peak
2		5460.000	62.75	-1.09	61.66	-6.54	68.20	Peak
3	*	5460.760	67.98	-1.03	66.95	-1.25	68.20	Peak
4		5470.000	61.43	0.57	62.00	-6.20	68.20	Peak
5		5514.460	71.26	45.48	116.74	N/A	N/A	Peak

Notes:

1. " * " indicates the worst-case emission level observed during the measurement.
2. C.F (dB/m) = Antenna Factor (dB/m) + Cable Loss (dB) + Attenuation (dB) - AMP (dB).
3. Measurement (dBμV/m) = Reading (dBμV) + C.F (dB/m).

Site	SIP-AC2	Test Date	2025-08-08
Temperature	21.5 °C	Humidity	67.9%
Limit	FCC_Part 15_Band Edge(3 m)	Test Engineer	Justin Guo
Factor	BBHA 9120D_02042	Polarity	Vertical
EUT	OmniAccess Stellar (AP571e)	Test Voltage	By PoE
Test Mode	Transmit by 802.11be-EHT40 at 5510 MHz		

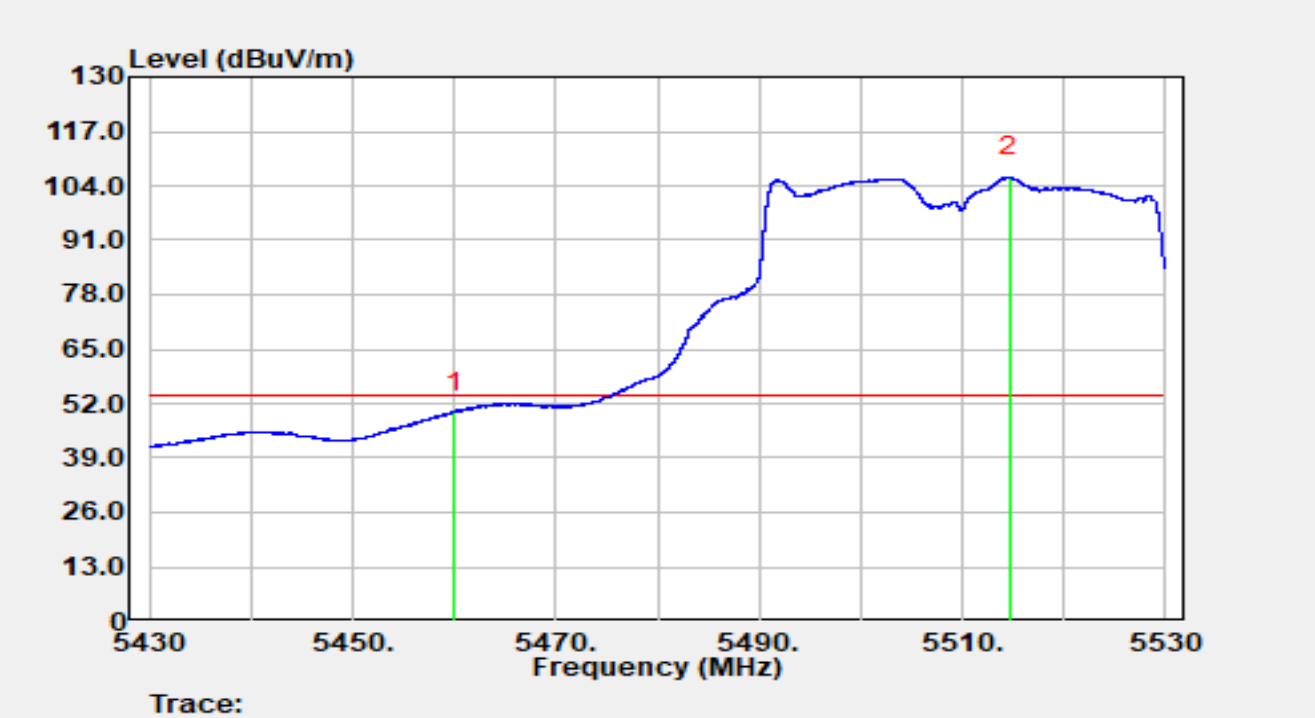

No	Mark	Frequency (MHz)	Reading (dBμV)	C.F (dB/m)	Measurement (dBμV/m)	Margin (dB)	Limit (dBμV/m)	Detector
1	*	5460.000	51.05	-1.09	49.96	-4.04	54.00	Average
2		5514.630	60.53	45.57	106.10	N/A	N/A	Average

Notes:

1. " * " indicates the worst-case emission level observed during the measurement.
2. C.F (dB/m) = Antenna Factor (dB/m) + Cable Loss (dB) + Attenuation (dB) - AMP (dB).
3. Measurement (dBμV/m) = Reading (dBμV) + C.F (dB/m).

Site	SIP-AC2	Test Date	2025-08-08
Temperature	21.5 °C	Humidity	67.9%
Limit	FCC_Part 15_Band Edge(3 m)	Test Engineer	Justin Guo
Factor	BBHA 9120D_02042	Polarity	Horizontal
EUT	OmniAccess Stellar (AP571e)	Test Voltage	By PoE
Test Mode	Transmit by 802.11be-EHT40 at 5670 MHz		

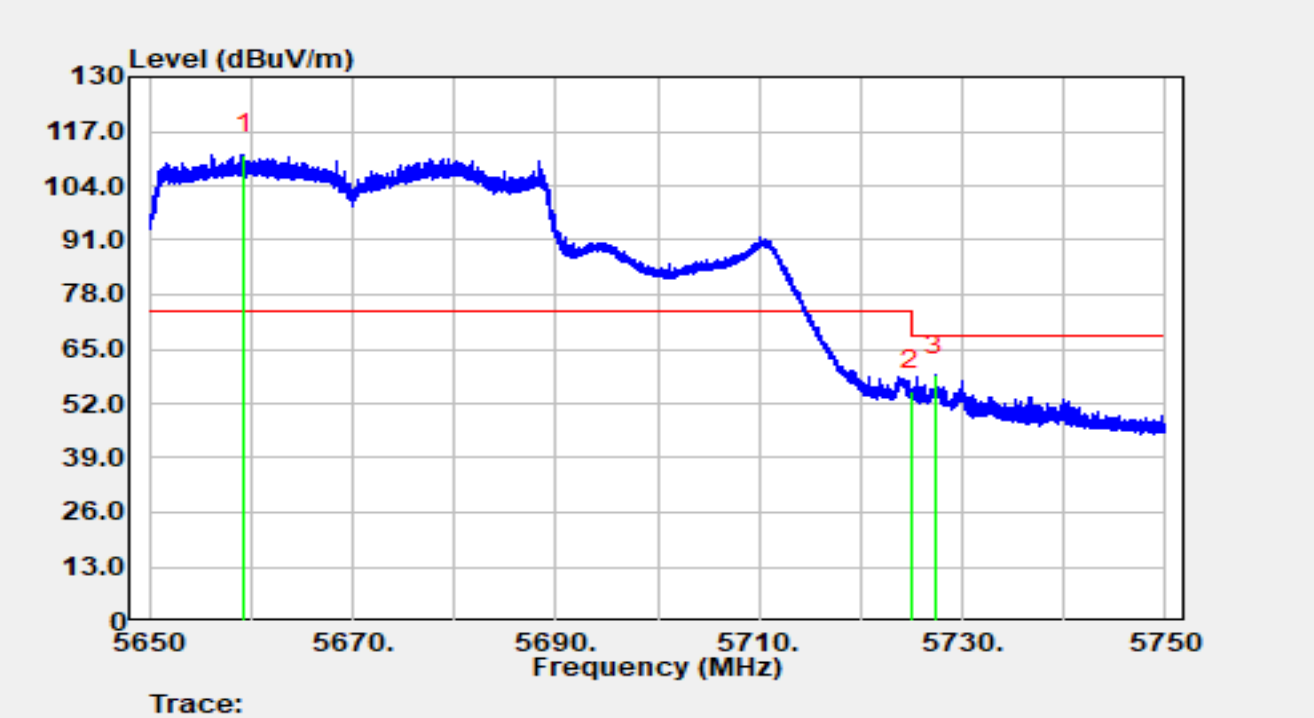

No	Mark	Frequency (MHz)	Reading (dBμV)	C.F (dB/m)	Measurement (dBμV/m)	Margin (dB)	Limit (dBμV/m)	Detector
1		5659.370	71.36	40.03	111.39	N/A	N/A	Peak
2		5725.000	52.36	2.78	55.14	-13.06	68.20	Peak
3	*	5727.300	57.05	1.70	58.75	-9.45	68.20	Peak

Notes:

1. " * " indicates the worst-case emission level observed during the measurement.
2. C.F (dB/m) = Antenna Factor (dB/m) + Cable Loss (dB) + Attenuation (dB) - AMP (dB).
3. Measurement (dBμV/m) = Reading (dBμV) + C.F (dB/m).

Site	SIP-AC2	Test Date	2025-08-08
Temperature	21.5 °C	Humidity	67.9%
Limit	FCC_Part 15_Band Edge(3 m)	Test Engineer	Justin Guo
Factor	BBHA 9120D_02042	Polarity	Vertical
EUT	OmniAccess Stellar (AP571e)	Test Voltage	By PoE
Test Mode	Transmit by 802.11be-EHT40 at 5670 MHz		

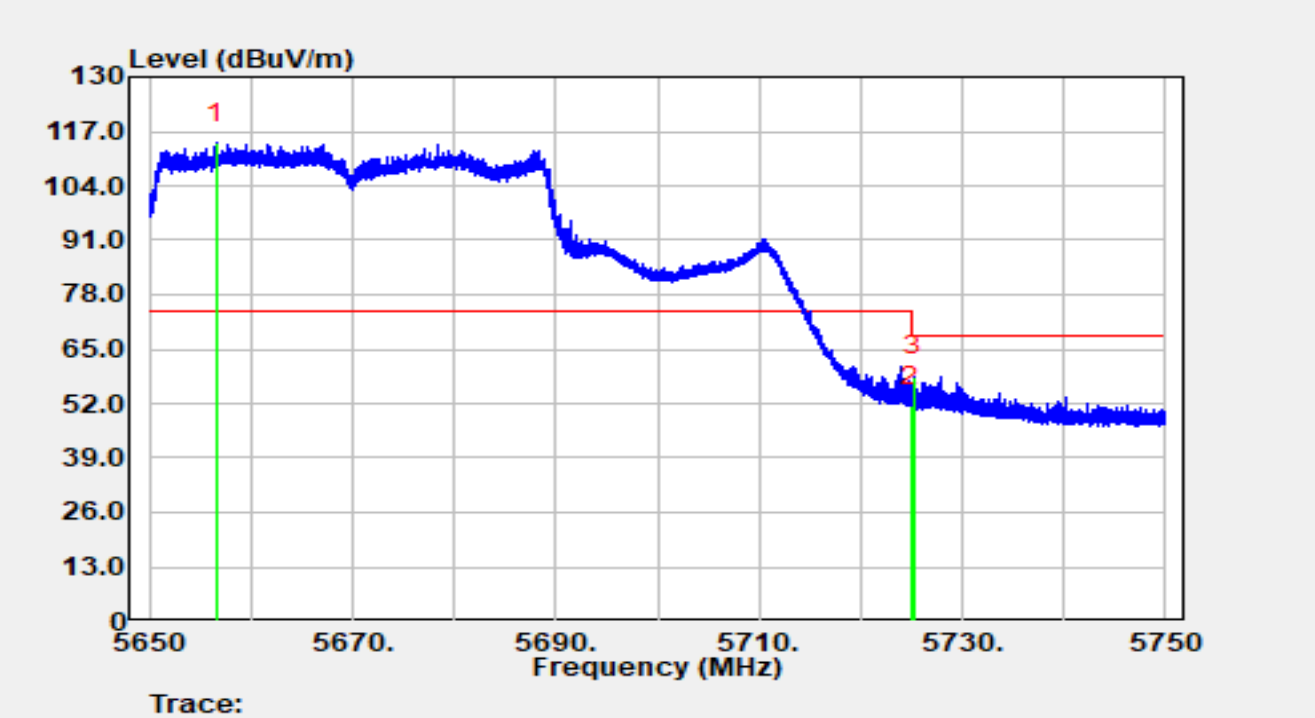

No	Mark	Frequency (MHz)	Reading (dBμV)	C.F (dB/m)	Measurement (dBμV/m)	Margin (dB)	Limit (dBμV/m)	Detector
1		5656.530	73.19	40.93	114.12	N/A	N/A	Peak
2		5725.000	48.51	2.78	51.29	-16.91	68.20	Peak
3	*	5725.220	55.90	2.65	58.55	-9.65	68.20	Peak

Notes:

1. " * " indicates the worst-case emission level observed during the measurement.
2. C.F (dB/m) = Antenna Factor (dB/m) + Cable Loss (dB) + Attenuation (dB) - AMP (dB).
3. Measurement (dBμV/m) = Reading (dBμV) + C.F (dB/m).

Site	SIP-AC2	Test Date	2025-08-08
Temperature	21.5 °C	Humidity	67.9%
Limit	FCC_Part 15.407_Band Edge(3 m)	Test Engineer	Justin Guo
Factor	BBHA 9120D_02042	Polarity	Horizontal
EUT	OmniAccess Stellar (AP571e)	Test Voltage	By PoE
Test Mode	Transmit by 802.11be-EHT40 at 5755 MHz		

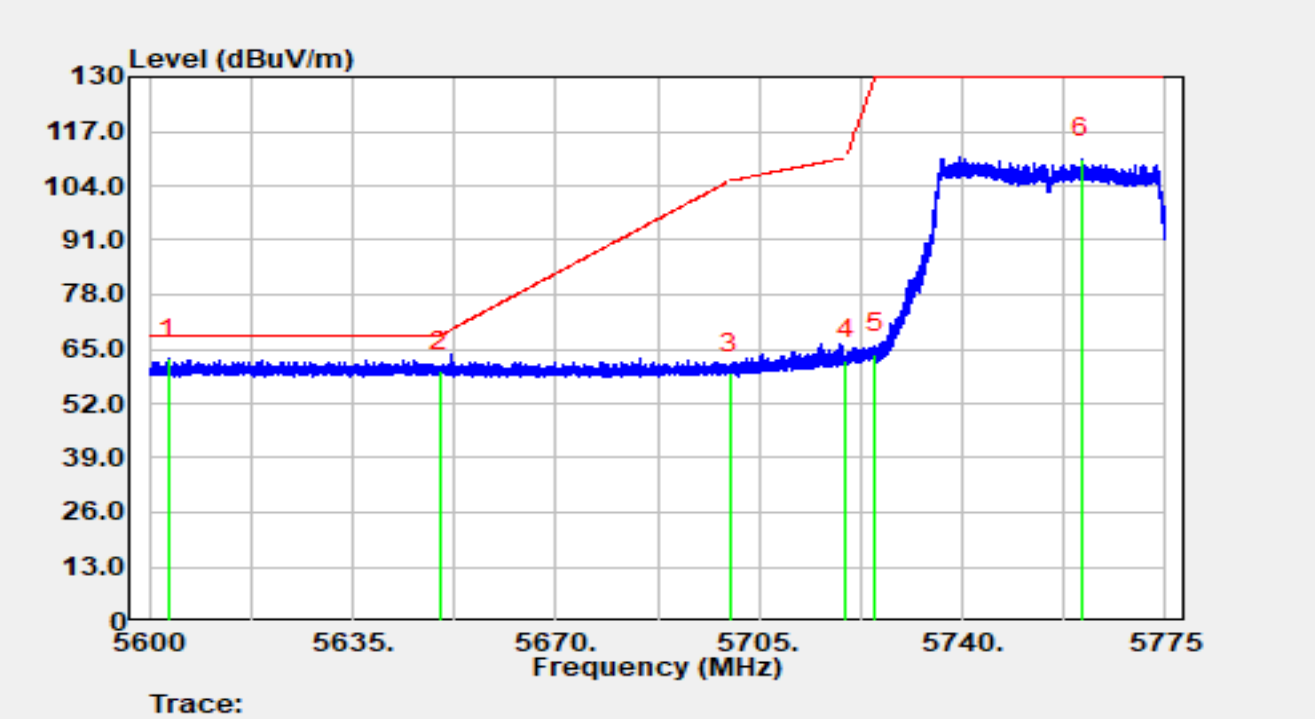

No	Mark	Frequency (MHz)	Reading (dBμV)	C.F (dB/m)	Measurement (dBμV/m)	Margin (dB)	Limit (dBμV/m)	Detector
1	*	5603.220	66.07	-3.34	62.73	-5.47	68.20	Peak
2		5650.000	63.12	-3.39	59.73	-8.47	68.20	Peak
3		5700.000	62.63	-3.36	59.27	-45.93	105.20	Peak
4		5720.000	65.67	-3.24	62.43	-48.37	110.80	Peak
5		5725.000	67.08	-3.21	63.87	-66.13	130.00	Peak
6		5760.598	113.84	-3.35	110.49	N/A	N/A	Peak

Notes:

1. " * " indicates the worst-case emission level observed during the measurement.
2. C.F (dB/m) = Antenna Factor (dB/m) + Cable Loss (dB) + Attenuation (dB) - AMP (dB).
3. Measurement (dBμV/m) = Reading (dBμV) + C.F (dB/m).

Site	SIP-AC2	Test Date	2025-08-08
Temperature	21.5 °C	Humidity	67.9%
Limit	FCC_Part 15.407_Band Edge(3 m)	Test Engineer	Justin Guo
Factor	BBHA 9120D_02042	Polarity	Vertical
EUT	OmniAccess Stellar (AP571e)	Test Voltage	By PoE
Test Mode	Transmit by 802.11be-EHT40 at 5755 MHz		

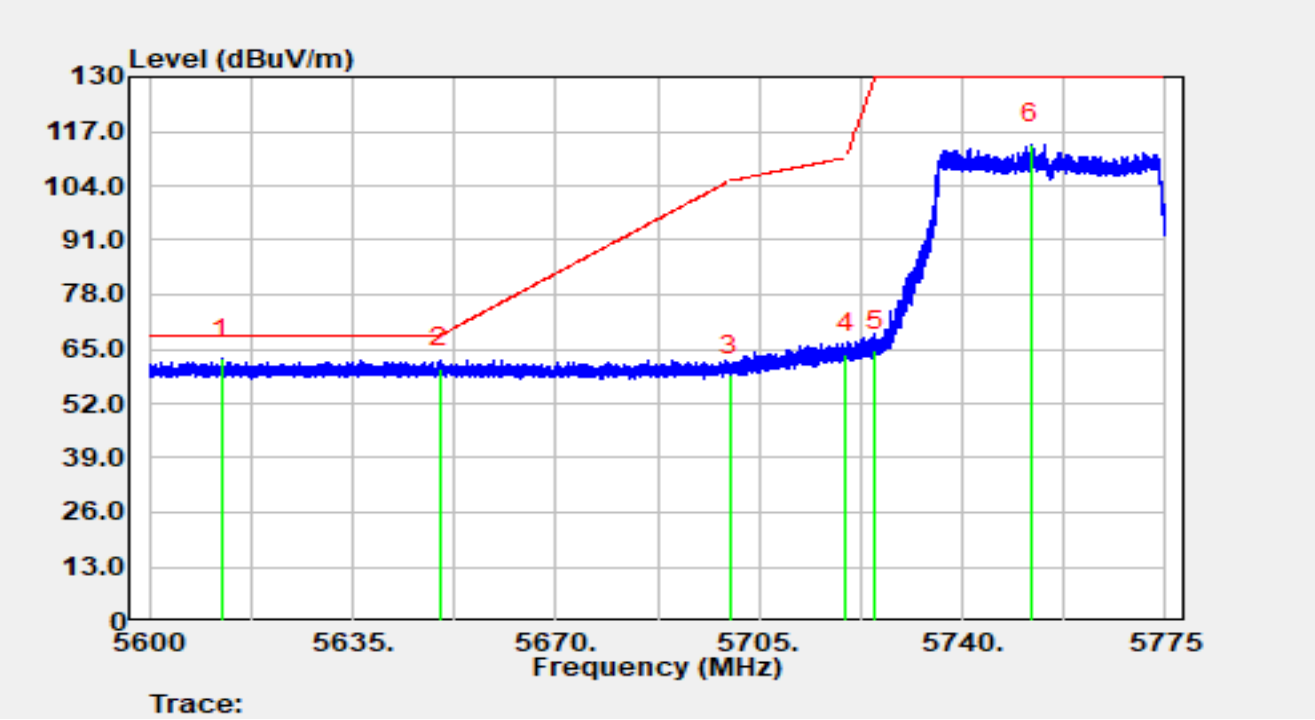

No	Mark	Frequency (MHz)	Reading (dBμV)	C.F (dB/m)	Measurement (dBμV/m)	Margin (dB)	Limit (dBμV/m)	Detector
1	*	5612.460	65.87	-3.30	62.57	-5.63	68.20	Peak
2		5650.000	63.87	-3.39	60.48	-7.72	68.20	Peak
3		5700.000	62.11	-3.36	58.75	-46.45	105.20	Peak
4		5720.000	67.13	-3.24	63.89	-46.91	110.80	Peak
5		5725.000	67.78	-3.21	64.57	-65.43	130.00	Peak
6		5751.760	117.15	-3.25	113.91	N/A	N/A	Peak

Notes:

1. " * " indicates the worst-case emission level observed during the measurement.
2. C.F (dB/m) = Antenna Factor (dB/m) + Cable Loss (dB) + Attenuation (dB) - AMP (dB).
3. Measurement (dBμV/m) = Reading (dBμV) + C.F (dB/m).

Site	SIP-AC2	Test Date	2025-08-08
Temperature	21.5 °C	Humidity	67.9%
Limit	FCC_Part 15.407_Band Edge(3 m)	Test Engineer	Justin Guo
Factor	BBHA 9120D_02042	Polarity	Horizontal
EUT	OmniAccess Stellar (AP571e)	Test Voltage	By PoE
Test Mode	Transmit by 802.11be-EHT40 at 5795 MHz		

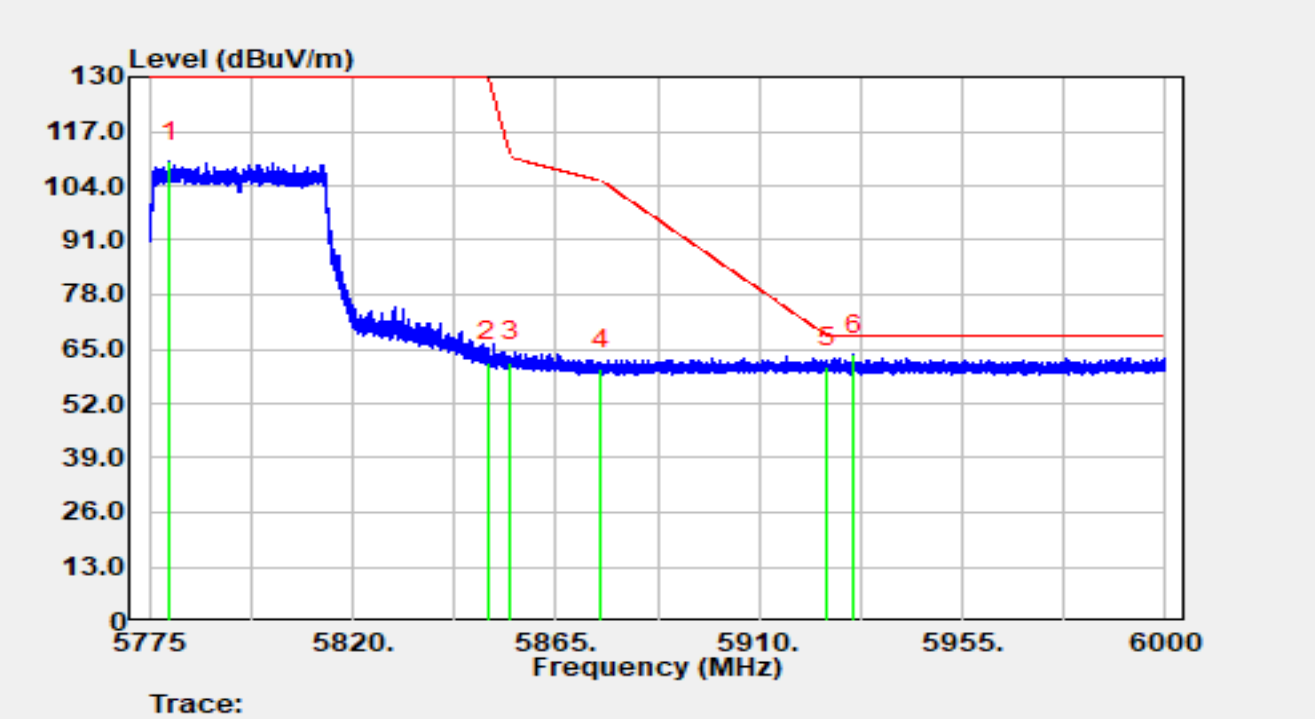

No	Mark	Frequency (MHz)	Reading (dBμV)	C.F (dB/m)	Measurement (dBμV/m)	Margin (dB)	Limit (dBμV/m)	Detector
1		5779.410	112.79	-2.99	109.80	N/A	N/A	Peak
2		5850.000	64.75	-2.82	61.93	-68.07	130.00	Peak
3		5855.000	64.71	-2.71	62.00	-48.80	110.80	Peak
4		5875.000	63.11	-2.82	60.29	-44.91	105.20	Peak
5		5925.000	63.38	-2.64	60.74	-7.46	68.20	Peak
6	*	5930.925	66.40	-2.68	63.72	-4.48	68.20	Peak

Notes:

1. " * " indicates the worst-case emission level observed during the measurement.
2. C.F (dB/m) = Antenna Factor (dB/m) + Cable Loss (dB) + Attenuation (dB) - AMP (dB).
3. Measurement (dBμV/m) = Reading (dBμV) + C.F (dB/m).

Site	SIP-AC2	Test Date	2025-08-08
Temperature	21.5 °C	Humidity	67.9%
Limit	FCC_Part 15.407_Band Edge(3 m)	Test Engineer	Justin Guo
Factor	BBHA 9120D_02042	Polarity	Vertical
EUT	OmniAccess Stellar (AP571e)	Test Voltage	By PoE
Test Mode	Transmit by 802.11be-EHT40 at 5795 MHz		

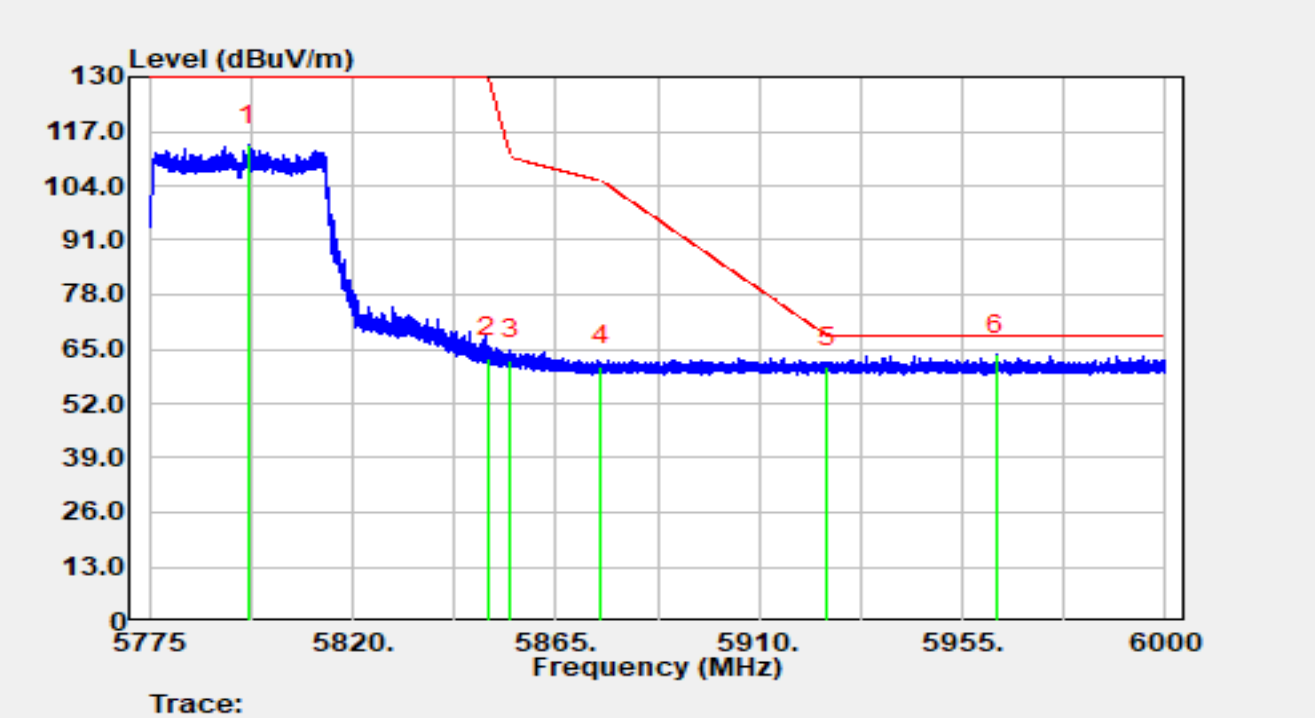

No	Mark	Frequency (MHz)	Reading (dBμV)	C.F (dB/m)	Measurement (dBμV/m)	Margin (dB)	Limit (dBμV/m)	Detector
1		5796.825	116.92	-3.25	113.67	N/A	N/A	Peak
2		5850.000	65.83	-2.82	63.01	-66.99	130.00	Peak
3		5855.000	65.24	-2.71	62.53	-48.27	110.80	Peak
4		5875.000	63.88	-2.82	61.06	-44.14	105.20	Peak
5		5925.000	63.33	-2.64	60.69	-7.51	68.20	Peak
6	*	5962.447	66.37	-2.65	63.72	-4.48	68.20	Peak

Notes:

1. " * " indicates the worst-case emission level observed during the measurement.
2. C.F (dB/m) = Antenna Factor (dB/m) + Cable Loss (dB) + Attenuation (dB) - AMP (dB).
3. Measurement (dBμV/m) = Reading (dBμV) + C.F (dB/m).

Site	SIP-AC3	Test Date	2025-08-11
Temperature	24.9 °C	Humidity	70.3%
Limit	FCC_Part 15_Band Edge(3 m)	Test Engineer	Mero Zhou
Factor	HF907_102861	Polarity	Horizontal
EUT	OmniAccess Stellar (AP571e)	Test Voltage	By PoE
Test Mode	Transmit by 802.11be-EHT80 at 5210 MHz		

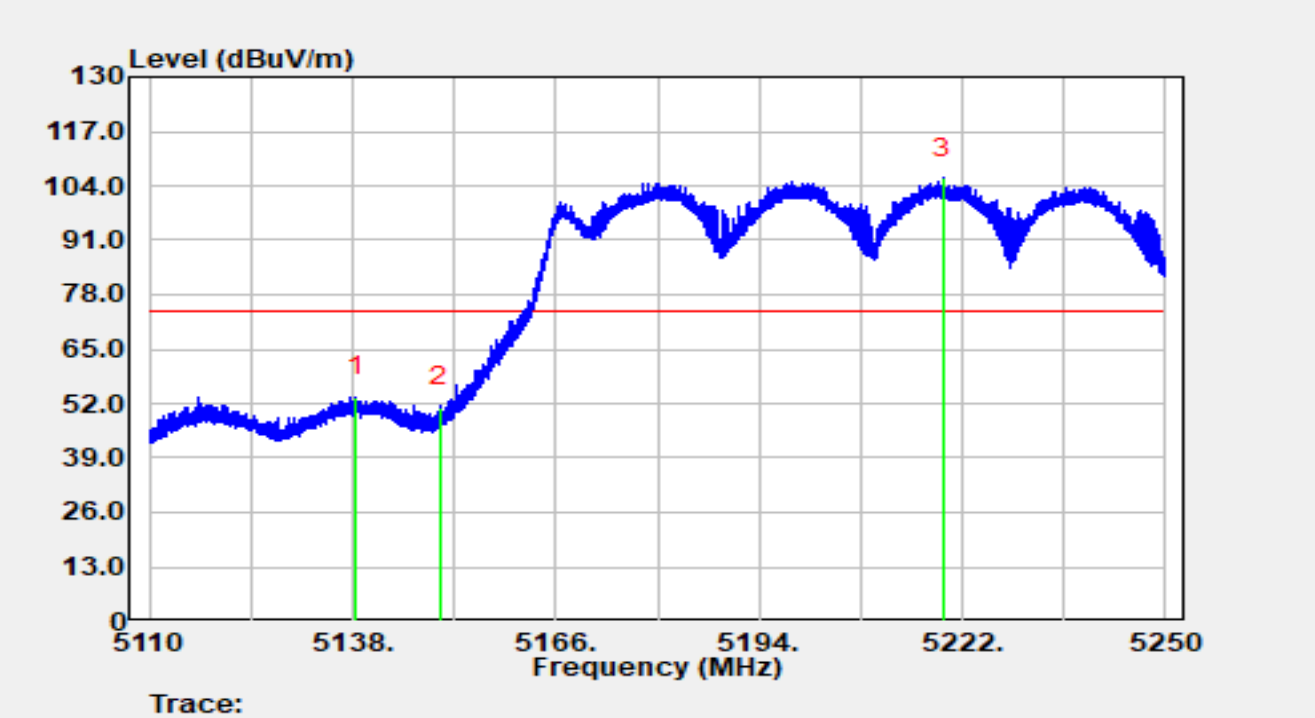

No	Mark	Frequency (MHz)	Reading (dBμV)	C.F (dB/m)	Measurement (dBμV/m)	Margin (dB)	Limit (dBμV/m)	Detector
1	*	5138.504	55.95	-2.38	53.58	-20.42	74.00	Peak
2		5150.000	51.68	-0.54	51.14	-22.86	74.00	Peak
3		5219.340	59.87	45.88	105.75	N/A	N/A	Peak

Notes:

1. " * " indicates the worst-case emission level observed during the measurement.
2. C.F (dB/m) = Antenna Factor (dB/m) + Cable Loss (dB) + Attenuation (dB) - AMP (dB).
3. Measurement (dBμV/m) = Reading (dBμV) + C.F (dB/m)

Site	SIP-AC3	Test Date	2025-08-11
Temperature	24.9 °C	Humidity	70.3%
Limit	FCC_Part 15_Band Edge(3 m)	Test Engineer	Mero Zhou
Factor	HF907_102861	Polarity	Horizontal
EUT	OmniAccess Stellar (AP571e)	Test Voltage	By PoE
Test Mode	Transmit by 802.11be-EHT80 at 5210 MHz		

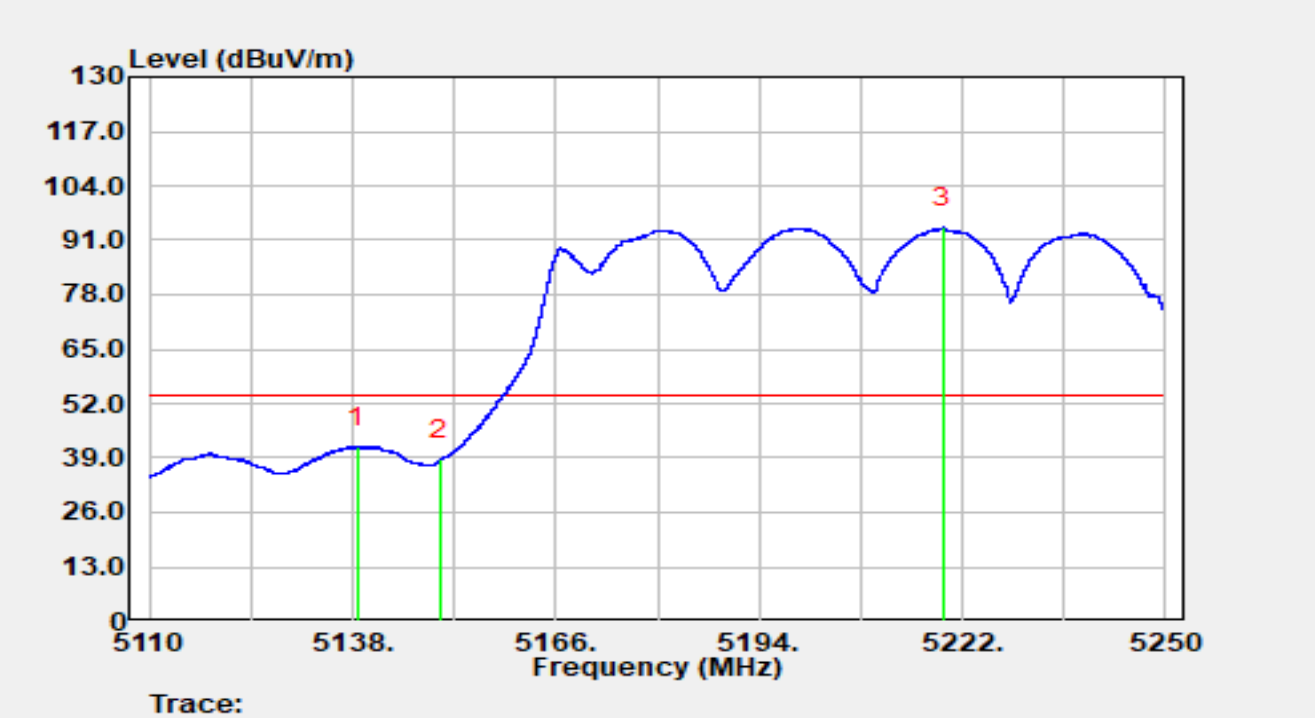

No	Mark	Frequency (MHz)	Reading (dBμV)	C.F (dB/m)	Measurement (dBμV/m)	Margin (dB)	Limit (dBμV/m)	Detector
1	*	5138.658	44.04	-2.38	41.66	-12.34	54.00	Average
2		5150.000	39.09	-0.54	38.55	-15.45	54.00	Average
3		5219.368	48.13	45.93	94.06	N/A	N/A	Average

Notes:

1. " * " indicates the worst-case emission level observed during the measurement.
2. C.F (dB/m) = Antenna Factor (dB/m) + Cable Loss (dB) + Attenuation (dB) - AMP (dB).
3. Measurement (dBμV/m) = Reading (dBμV) + C.F (dB/m).

Site	SIP-AC3	Test Date	2025-08-11
Temperature	24.9 °C	Humidity	70.3%
Limit	FCC_Part 15_Band Edge(3 m)	Test Engineer	Mero Zhou
Factor	HF907_102861	Polarity	Vertical
EUT	OmniAccess Stellar (AP571e)	Test Voltage	By PoE
Test Mode	Transmit by 802.11be-EHT80 at 5210 MHz		

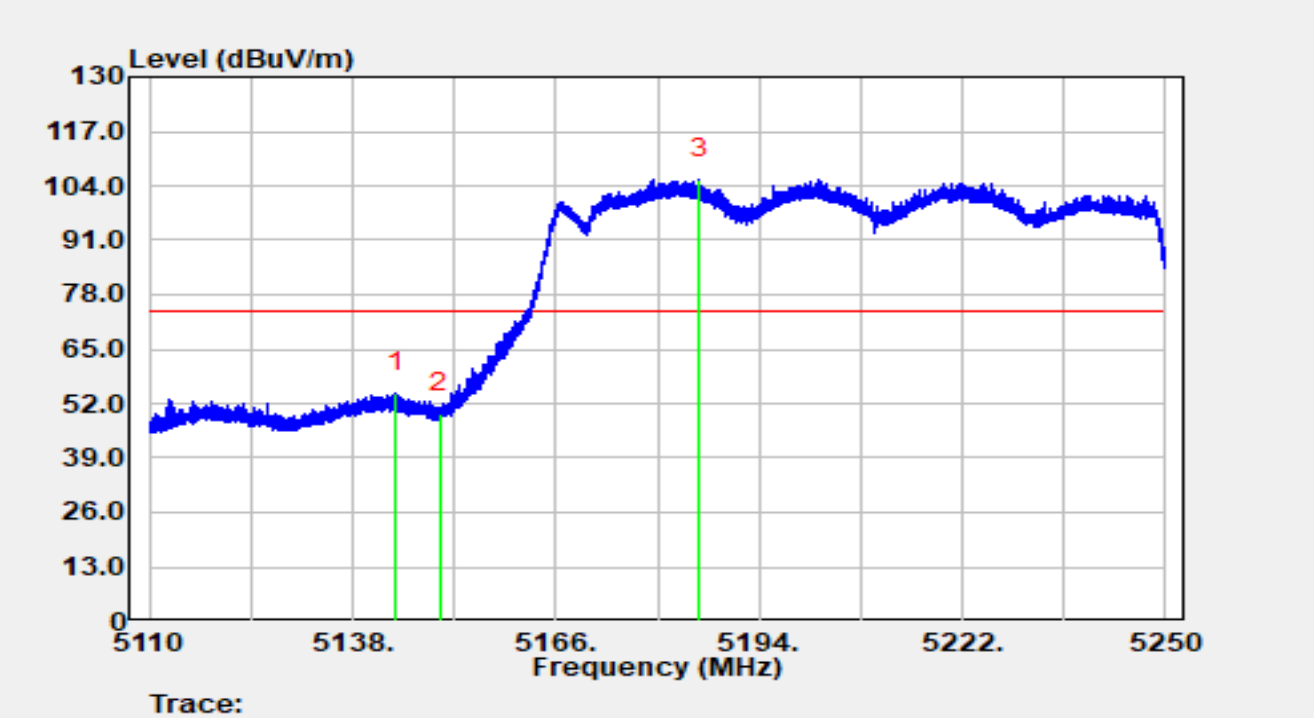

No	Mark	Frequency (MHz)	Reading (dBμV)	C.F (dB/m)	Measurement (dBμV/m)	Margin (dB)	Limit (dBμV/m)	Detector
1	*	5143.908	56.19	-1.58	54.61	-19.39	74.00	Peak
2		5150.000	50.11	-0.54	49.56	-24.44	74.00	Peak
3		5185.712	67.83	37.87	105.70	N/A	N/A	Peak

Notes:

1. " * " indicates the worst-case emission level observed during the measurement.
2. C.F (dB/m) = Antenna Factor (dB/m) + Cable Loss (dB) + Attenuation (dB) - AMP (dB).
3. Measurement (dBμV/m) = Reading (dBμV) + C.F (dB/m).

Site	SIP-AC3	Test Date	2025-08-11
Temperature	24.9 °C	Humidity	70.3%
Limit	FCC_Part 15_Band Edge(3 m)	Test Engineer	Mero Zhou
Factor	HF907_102861	Polarity	Vertical
EUT	OmniAccess Stellar (AP571e)	Test Voltage	By PoE
Test Mode	Transmit by 802.11be-EHT80 at 5210 MHz		

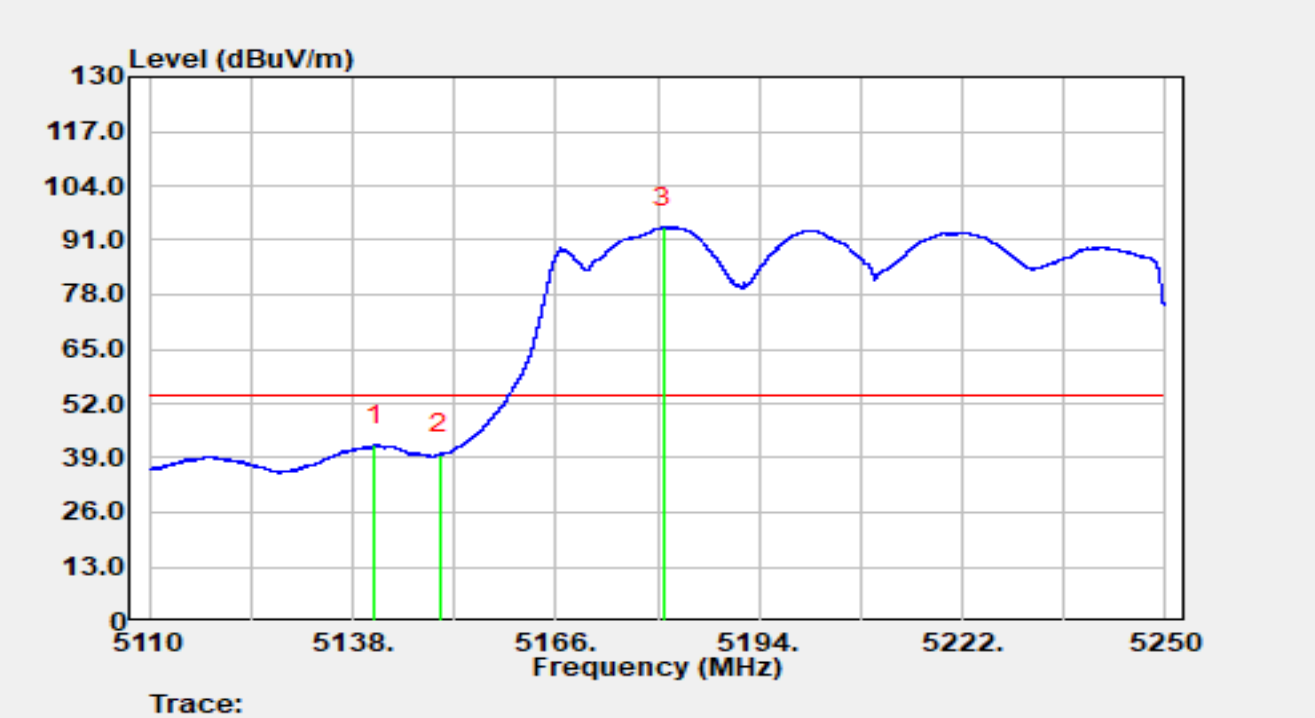

No	Mark	Frequency (MHz)	Reading (dBμV)	C.F (dB/m)	Measurement (dBμV/m)	Margin (dB)	Limit (dBμV/m)	Detector
1	*	5141.108	43.99	-1.84	42.15	-11.85	54.00	Average
2		5150.000	40.39	-0.54	39.84	-14.16	54.00	Average
3		5180.910	48.28	45.81	94.09	N/A	N/A	Average

Notes:

1. " * " indicates the worst-case emission level observed during the measurement.
2. C.F (dB/m) = Antenna Factor (dB/m) + Cable Loss (dB) + Attenuation (dB) - AMP (dB).
3. Measurement (dBμV/m) = Reading (dBμV) + C.F (dB/m).

Site	SIP-AC3	Test Date	2025-08-11
Temperature	24.9 °C	Humidity	70.3%
Limit	FCC_Part 15_Band Edge(3 m)	Test Engineer	Mero Zhou
Factor	HF907_102861	Polarity	Horizontal
EUT	OmniAccess Stellar (AP571e)	Test Voltage	By PoE
Test Mode	Transmit by 802.11be-EHT80 at 5290 MHz		

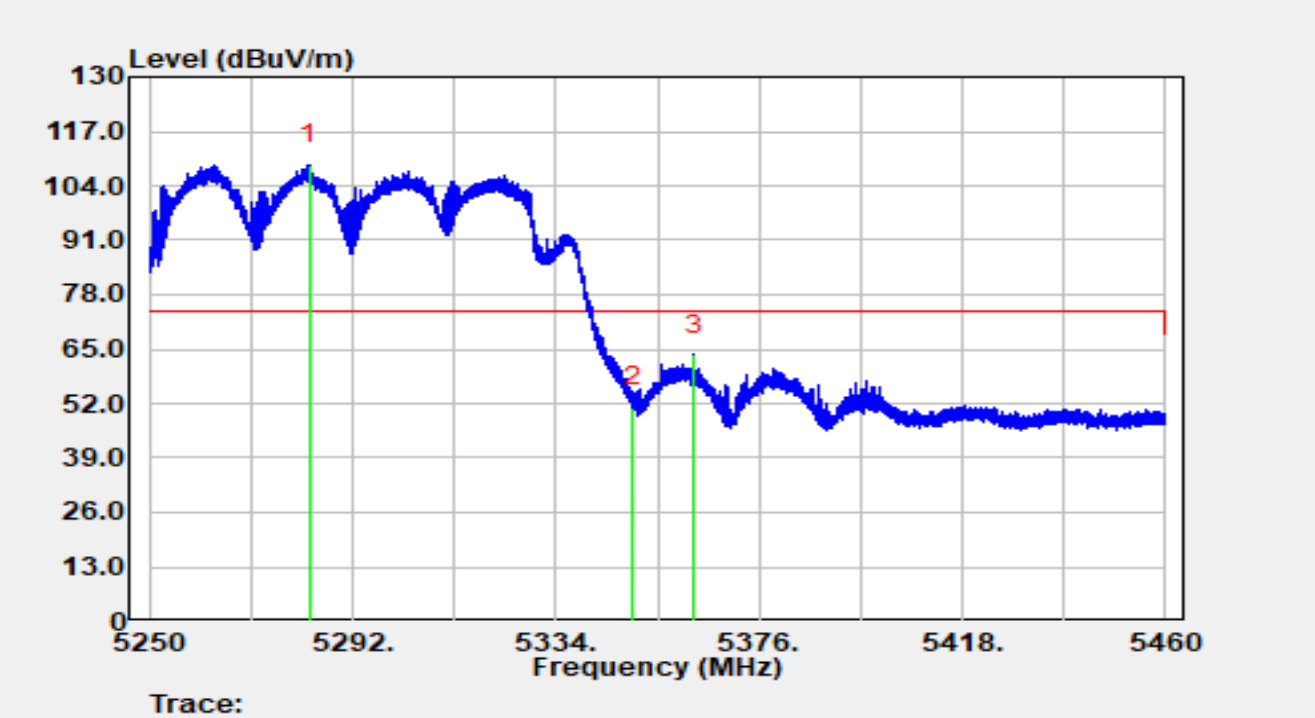

No	Mark	Frequency (MHz)	Reading (dBμV)	C.F (dB/m)	Measurement (dBμV/m)	Margin (dB)	Limit (dBμV/m)	Detector
1		5283.033	58.30	50.62	108.92	N/A	N/A	Peak
2		5350.000	48.85	2.28	51.13	-22.87	74.00	Peak
3	*	5362.497	64.76	-1.12	63.64	-10.36	74.00	Peak

Notes:

1. " * " indicates the worst-case emission level observed during the measurement.
2. C.F (dB/m) = Antenna Factor (dB/m) + Cable Loss (dB) + Attenuation (dB) - AMP (dB).
3. Measurement (dBμV/m) = Reading (dBμV) + C.F (dB/m).

Site	SIP-AC3	Test Date	2025-08-11
Temperature	24.9 °C	Humidity	70.3%
Limit	FCC_Part 15_Band Edge(3 m)	Test Engineer	Mero Zhou
Factor	HF907_102861	Polarity	Horizontal
EUT	OmniAccess Stellar (AP571e)	Test Voltage	By PoE
Test Mode	Transmit by 802.11be-EHT80 at 5290 MHz		

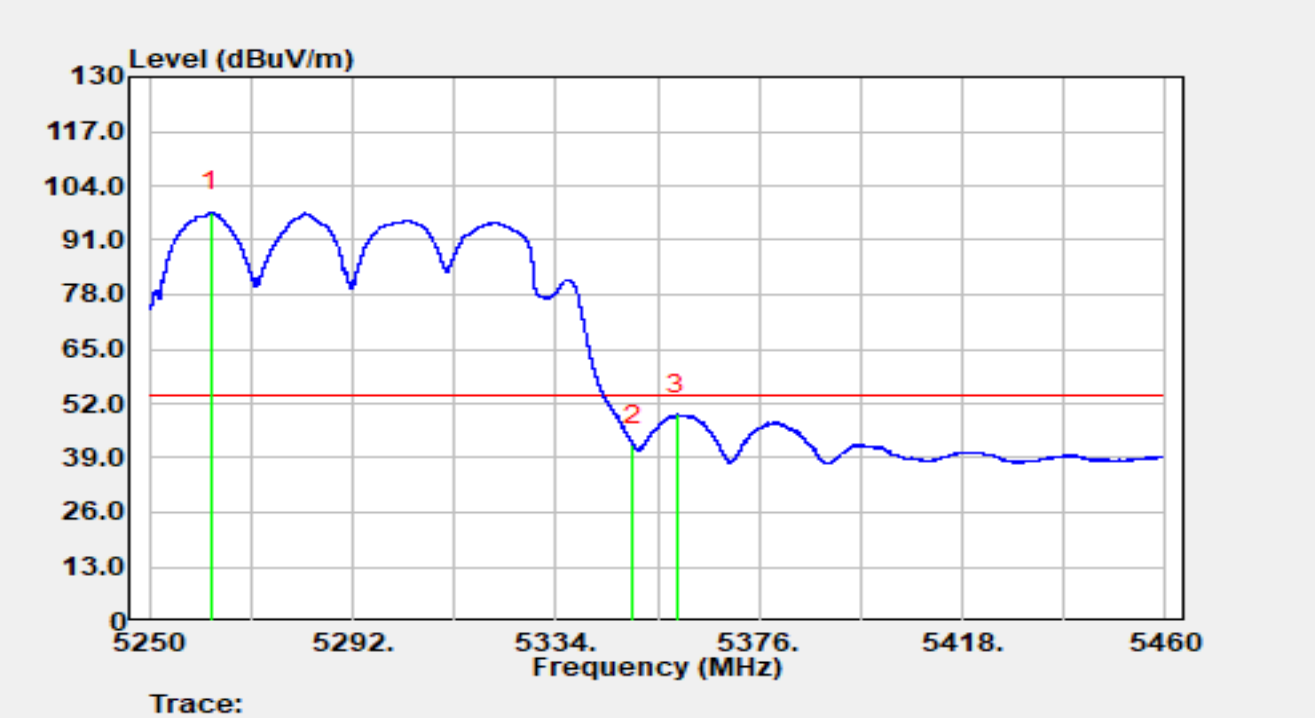

No	Mark	Frequency (MHz)	Reading (dBμV)	C.F (dB/m)	Measurement (dBμV/m)	Margin (dB)	Limit (dBμV/m)	Detector
1		5262.831	50.96	46.69	97.64	N/A	N/A	Average
2		5350.000	39.72	2.28	42.00	-12.00	54.00	Average
3	*	5359.095	50.09	-0.76	49.33	-4.67	54.00	Average

Notes:

1. " * " indicates the worst-case emission level observed during the measurement.
2. C.F (dB/m) = Antenna Factor (dB/m) + Cable Loss (dB) + Attenuation (dB) - AMP (dB).
3. Measurement (dBμV/m) = Reading (dBμV) + C.F (dB/m).

Site	SIP-AC3	Test Date	2025-08-11
Temperature	24.9 °C	Humidity	70.3%
Limit	FCC_Part 15_Band Edge(3 m)	Test Engineer	Mero Zhou
Factor	HF907_102861	Polarity	Vertical
EUT	OmniAccess Stellar (AP571e)	Test Voltage	By PoE
Test Mode	Transmit by 802.11be-EHT80 at 5290 MHz		

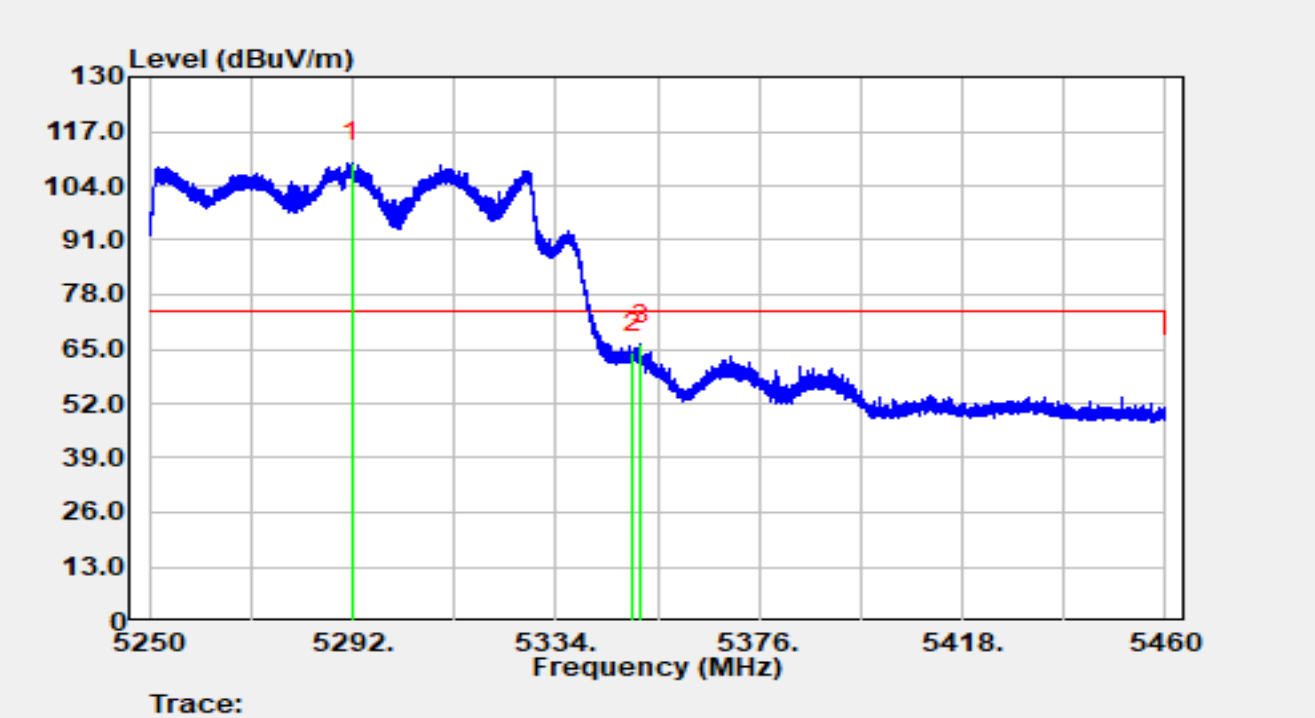

No	Mark	Frequency (MHz)	Reading (dBμV)	C.F (dB/m)	Measurement (dBμV/m)	Margin (dB)	Limit (dBμV/m)	Detector
1		5291.874	68.46	41.14	109.59	N/A	N/A	Peak
2		5350.000	61.77	2.28	64.05	-9.95	74.00	Peak
3	*	5351.451	64.77	1.33	66.10	-7.90	74.00	Peak

Notes:

1. " * " indicates the worst-case emission level observed during the measurement.
2. C.F (dB/m) = Antenna Factor (dB/m) + Cable Loss (dB) + Attenuation (dB) - AMP (dB).
3. Measurement (dBμV/m) = Reading (dBμV) + C.F (dB/m).

Site	SIP-AC3	Test Date	2025-08-11
Temperature	24.9 °C	Humidity	70.3%
Limit	FCC_Part 15_Band Edge(3 m)	Test Engineer	Mero Zhou
Factor	HF907_102861	Polarity	Vertical
EUT	OmniAccess Stellar (AP571e)	Test Voltage	By PoE
Test Mode	Transmit by 802.11be-EHT80 at 5290 MHz		

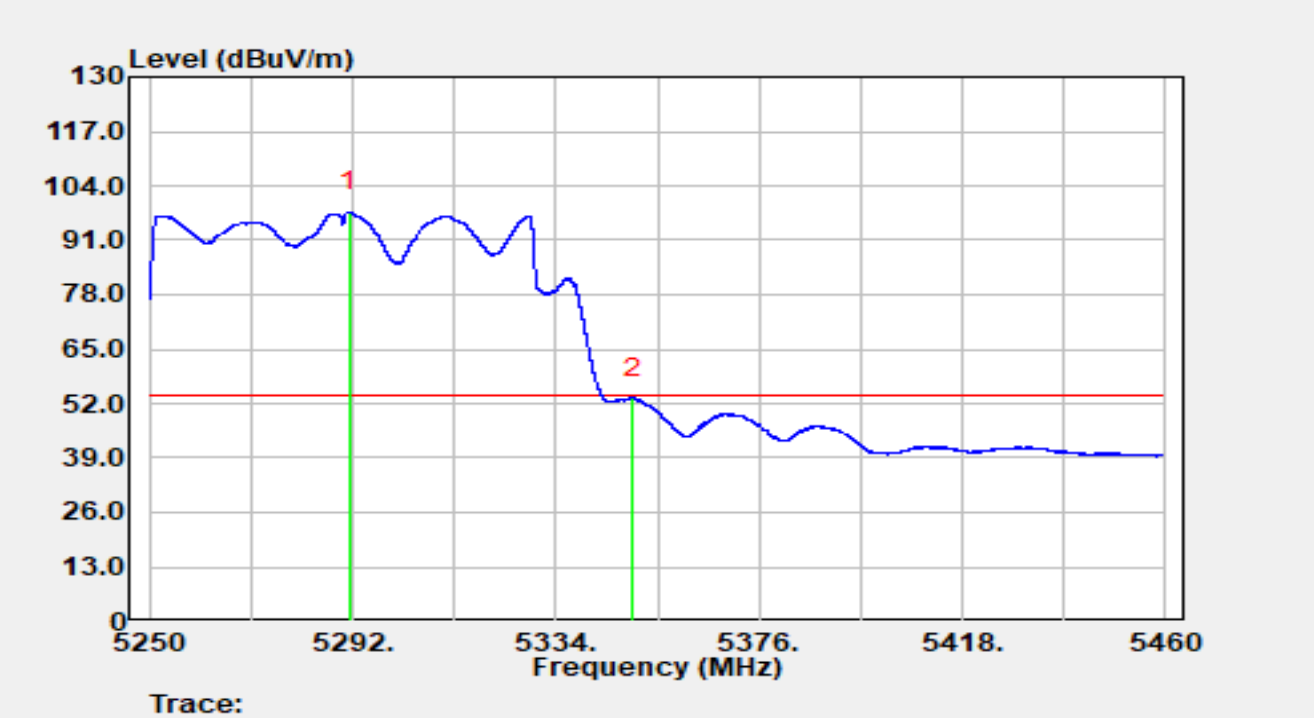

No	Mark	Frequency (MHz)	Reading (dBμV)	C.F (dB/m)	Measurement (dBμV/m)	Margin (dB)	Limit (dBμV/m)	Detector
1		5291.244	56.57	41.25	97.82	N/A	N/A	Average
2	*	5350.000	50.98	2.28	53.26	-0.74	54.00	Average

Notes:

1. " * " indicates the worst-case emission level observed during the measurement.
2. C.F (dB/m) = Antenna Factor (dB/m) + Cable Loss (dB) + Attenuation (dB) - AMP (dB).
3. Measurement (dBμV/m) = Reading (dBμV) + C.F (dB/m).

Site	SIP-AC2	Test Date	2025-08-08
Temperature	21.5 °C	Humidity	67.9%
Limit	FCC_Part 15_Band Edge(3 m)	Test Engineer	Justin Guo
Factor	BBHA 9120D_02042	Polarity	Horizontal
EUT	OmniAccess Stellar (AP571e)	Test Voltage	By PoE
Test Mode	Transmit by 802.11be-EHT80 at 5530 MHz		

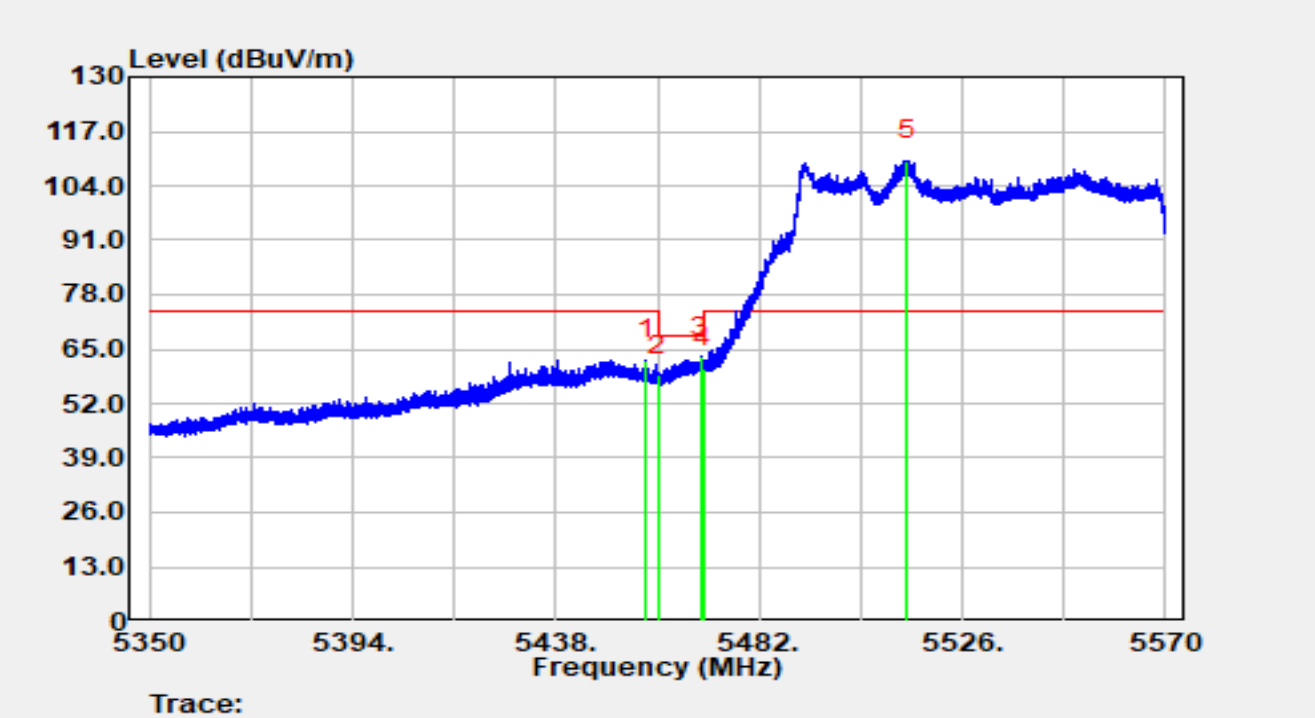

No	Mark	Frequency (MHz)	Reading (dBμV)	C.F (dB/m)	Measurement (dBμV/m)	Margin (dB)	Limit (dBμV/m)	Detector
1		5457.646	63.70	-1.29	62.41	-11.59	74.00	Peak
2		5460.000	59.72	-1.09	58.64	-9.56	68.20	Peak
3	*	5469.306	62.75	0.48	63.22	-4.98	68.20	Peak
4		5470.000	59.84	0.57	60.41	-7.79	68.20	Peak
5		5513.900	65.29	44.82	110.12	N/A	N/A	Peak

Notes:

1. " * " indicates the worst-case emission level observed during the measurement.
2. C.F (dB/m) = Antenna Factor (dB/m) + Cable Loss (dB) + Attenuation (dB) - AMP (dB).
3. Measurement (dBμV/m) = Reading (dBμV) + C.F (dB/m).

Site	SIP-AC2	Test Date	2025-08-08
Temperature	21.5 °C	Humidity	67.9%
Limit	FCC_Part 15_Band Edge(3 m)	Test Engineer	Justin Guo
Factor	BBHA 9120D_02042	Polarity	Horizontal
EUT	OmniAccess Stellar (AP571e)	Test Voltage	By PoE
Test Mode	Transmit by 802.11be-EHT80 at 5530 MHz		

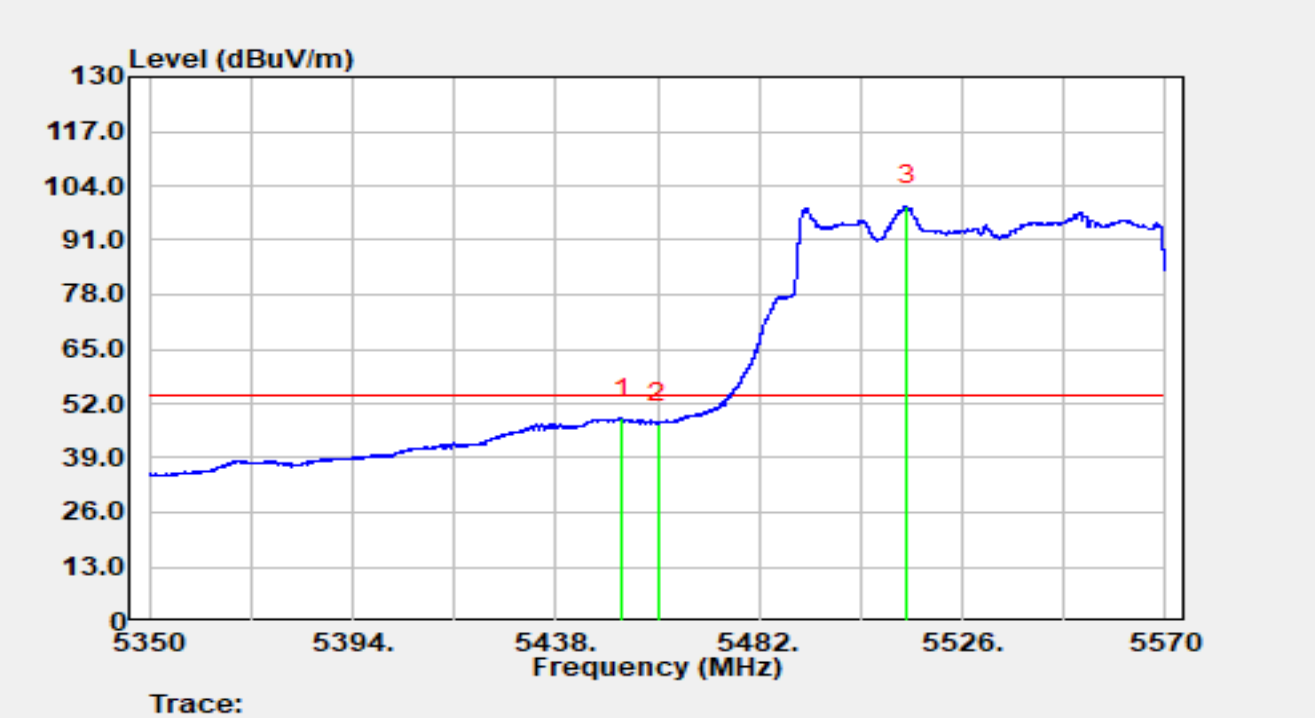

No	Mark	Frequency (MHz)	Reading (dBμV)	C.F (dB/m)	Measurement (dBμV/m)	Margin (dB)	Limit (dBμV/m)	Detector
1	*	5452.366	49.92	-1.47	48.45	-5.55	54.00	Average
2		5460.000	48.28	-1.09	47.19	-6.81	54.00	Average
3		5513.900	54.35	44.82	99.17	N/A	N/A	Average

Notes:

1. " * " indicates the worst-case emission level observed during the measurement.
2. C.F (dB/m) = Antenna Factor (dB/m) + Cable Loss (dB) + Attenuation (dB) - AMP (dB).
3. Measurement (dBμV/m) = Reading (dBμV) + C.F (dB/m).

Site	SIP-AC2	Test Date	2025-08-08
Temperature	21.5 °C	Humidity	67.9%
Limit	FCC_Part 15_Band Edge(3 m)	Test Engineer	Justin Guo
Factor	BBHA 9120D_02042	Polarity	Vertical
EUT	OmniAccess Stellar (AP571e)	Test Voltage	By PoE
Test Mode	Transmit by 802.11be-EHT80 at 5530 MHz		

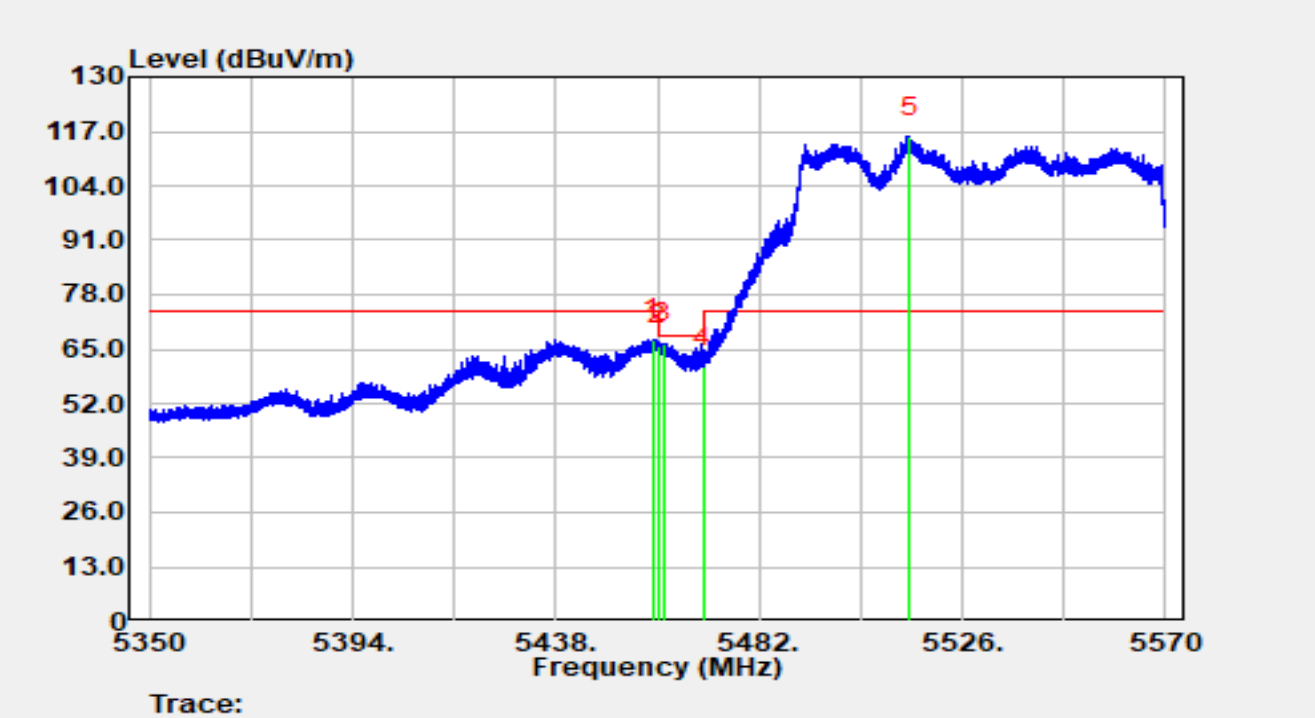

No	Mark	Frequency (MHz)	Reading (dBμV)	C.F (dB/m)	Measurement (dBμV/m)	Margin (dB)	Limit (dBμV/m)	Detector
1		5459.054	68.51	-1.19	67.33	-6.67	74.00	Peak
2		5460.000	67.04	-1.09	65.95	-2.25	68.20	Peak
3	*	5461.386	67.32	-0.98	66.34	-1.86	68.20	Peak
4		5470.000	60.21	0.57	60.78	-7.42	68.20	Peak
5		5514.582	70.17	45.54	115.71	N/A	N/A	Peak

Notes:

1. " * " indicates the worst-case emission level observed during the measurement.
2. C.F (dB/m) = Antenna Factor (dB/m) + Cable Loss (dB) + Attenuation (dB) - AMP (dB).
3. Measurement (dBμV/m) = Reading (dBμV) + C.F (dB/m).

Site	SIP-AC2	Test Date	2025-08-08
Temperature	21.5 °C	Humidity	67.9%
Limit	FCC_Part 15_Band Edge(3 m)	Test Engineer	Justin Guo
Factor	BBHA 9120D_02042	Polarity	Vertical
EUT	OmniAccess Stellar (AP571e)	Test Voltage	By PoE
Test Mode	Transmit by 802.11be-EHT80 at 5530 MHz		

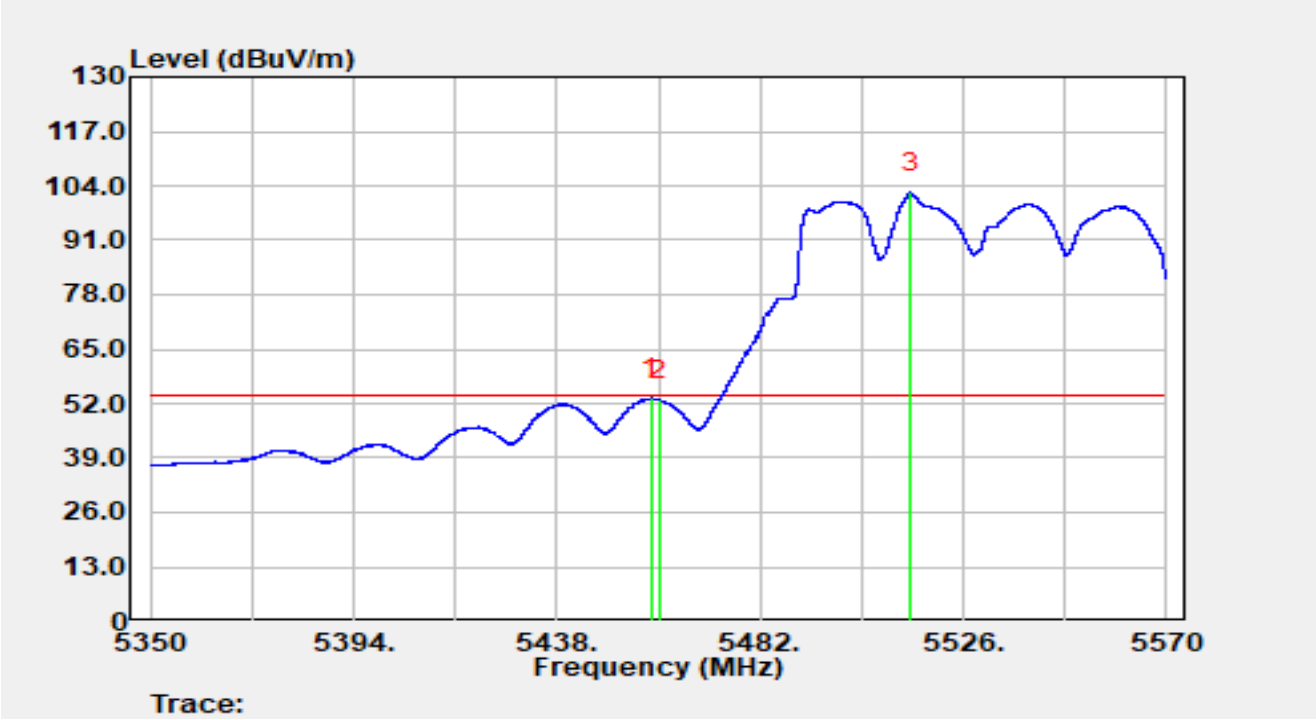

No	Mark	Frequency (MHz)	Reading (dBμV)	C.F (dB/m)	Measurement (dBμV/m)	Margin (dB)	Limit (dBμV/m)	Detector
1	*	5458.284	54.44	-1.19	53.25	-0.75	54.00	Average
2		5460.000	53.98	-1.09	52.89	-1.11	54.00	Average
3		5514.582	56.88	45.54	102.43	N/A	N/A	Average

Notes:

1. " * " indicates the worst-case emission level observed during the measurement.
2. C.F (dB/m) = Antenna Factor (dB/m) + Cable Loss (dB) + Attenuation (dB) - AMP (dB).
3. Measurement (dBμV/m) = Reading (dBμV) + C.F (dB/m).

Site	SIP-AC2	Test Date	2025-08-08
Temperature	21.5 °C	Humidity	67.9%
Limit	FCC_Part 15_Band Edge(3 m)	Test Engineer	Justin Guo
Factor	BBHA 9120D_02042	Polarity	Horizontal
EUT	OmniAccess Stellar (AP571e)	Test Voltage	By PoE
Test Mode	Transmit by 802.11be-EHT80 at 5610 MHz		

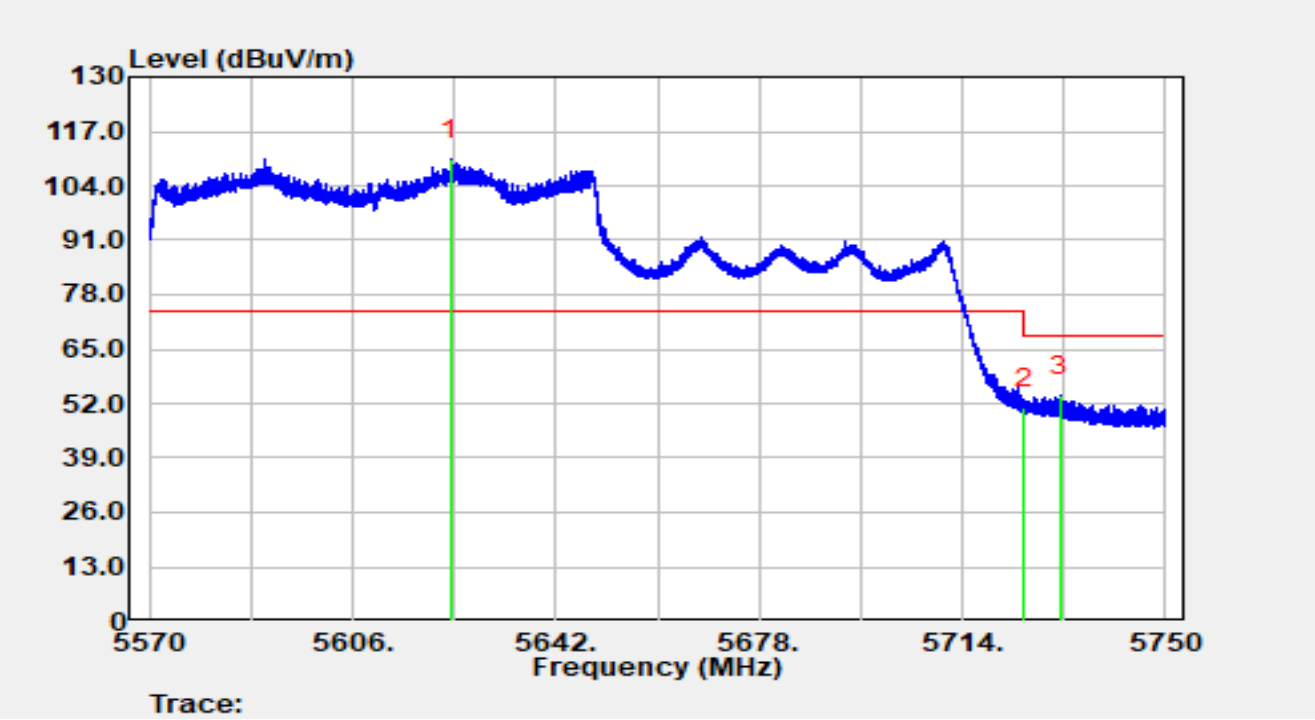

No	Mark	Frequency (MHz)	Reading (dBμV)	C.F (dB/m)	Measurement (dBμV/m)	Margin (dB)	Limit (dBμV/m)	Detector
1		5623.424	69.11	41.25	110.36	N/A	N/A	Peak
2		5725.000	48.06	2.78	50.84	-17.36	68.20	Peak
3	*	5731.208	53.15	0.67	53.82	-14.38	68.20	Peak

Notes:

1. " * " indicates the worst-case emission level observed during the measurement.
2. C.F (dB/m) = Antenna Factor (dB/m) + Cable Loss (dB) + Attenuation (dB) - AMP (dB).
3. Measurement (dBμV/m) = Reading (dBμV) + C.F (dB/m).

Site	SIP-AC2	Test Date	2025-08-08
Temperature	21.5 °C	Humidity	67.9%
Limit	FCC_Part 15_Band Edge(3 m)	Test Engineer	Justin Guo
Factor	BBHA 9120D_02042	Polarity	Vertical
EUT	OmniAccess Stellar (AP571e)	Test Voltage	By PoE
Test Mode	Transmit by 802.11be-EHT80 at 5610 MHz		

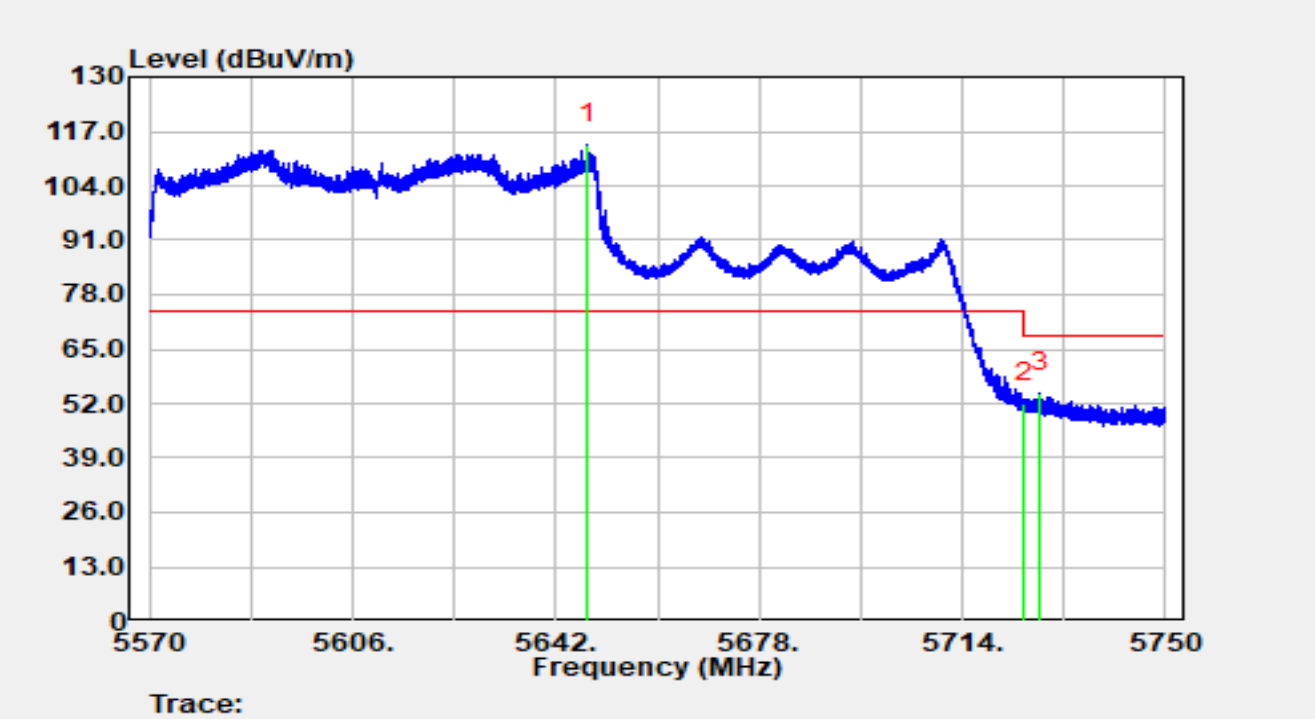

No	Mark	Frequency (MHz)	Reading (dBμV)	C.F (dB/m)	Measurement (dBμV/m)	Margin (dB)	Limit (dBμV/m)	Detector
1		5647.526	68.43	45.41	113.84	N/A	N/A	Peak
2		5725.000	49.28	2.78	52.06	-16.14	68.20	Peak
3	*	5727.788	52.91	1.55	54.46	-13.74	68.20	Peak

Notes:

1. " * " indicates the worst-case emission level observed during the measurement.
2. C.F (dB/m) = Antenna Factor (dB/m) + Cable Loss (dB) + Attenuation (dB) - AMP (dB).
3. Measurement (dBμV/m) = Reading (dBμV) + C.F (dB/m).

Site	SIP-AC2	Test Date	2025-08-08
Temperature	21.5 °C	Humidity	67.9%
Limit	FCC_Part 15.407_Band Edge(3 m)	Test Engineer	Justin Guo
Factor	BBHA 9120D_02042	Polarity	Horizontal
EUT	OmniAccess Stellar (AP571e)	Test Voltage	By PoE
Test Mode	Transmit by 802.11be-EHT80 at 5775 MHz		

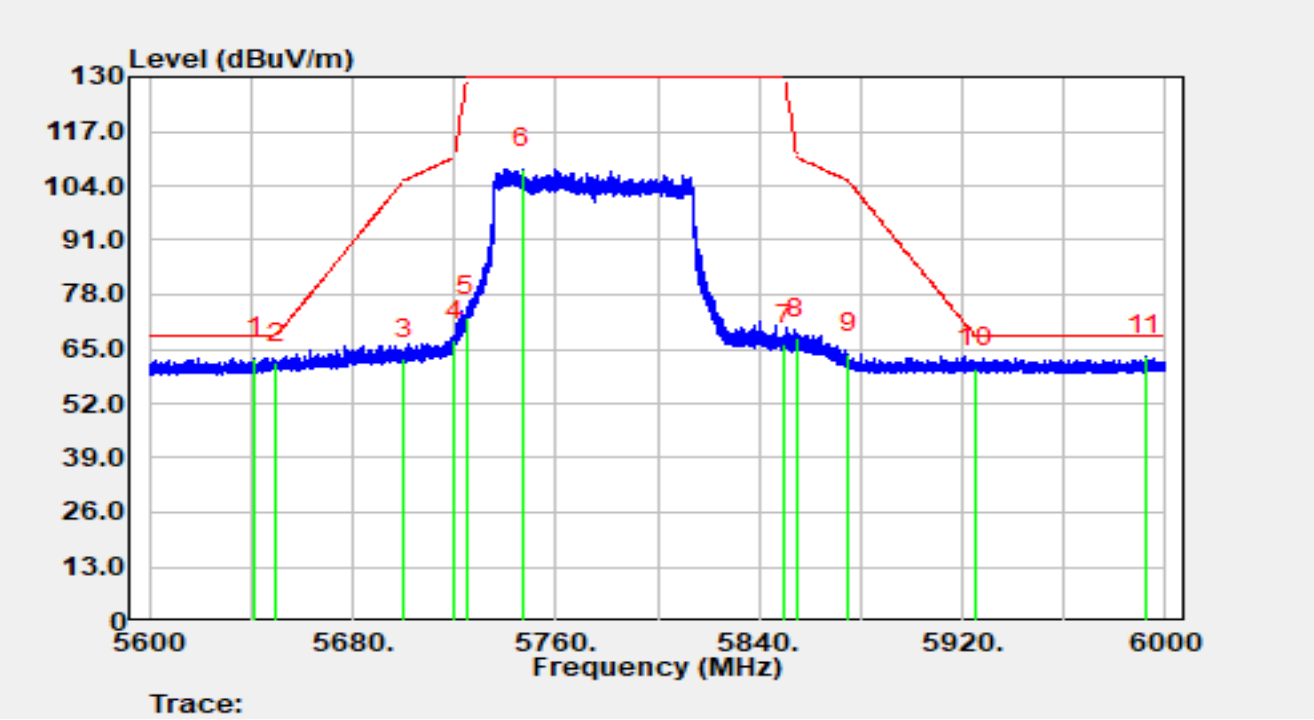

No	Mark	Frequency (MHz)	Reading (dBμV)	C.F (dB/m)	Measurement (dBμV/m)	Margin (dB)	Limit (dBμV/m)	Detector
1		5641.760	66.22	-3.31	62.91	-5.29	68.20	Peak
2		5650.000	65.08	-3.39	61.69	-6.51	68.20	Peak
3		5700.000	65.94	-3.36	62.58	-42.62	105.20	Peak
4		5720.000	70.33	-3.24	67.09	-43.71	110.80	Peak
5		5725.000	75.94	-3.21	72.73	-57.27	130.00	Peak
6		5746.640	111.32	-3.18	108.14	N/A	N/A	Peak
7		5850.000	68.81	-2.82	65.99	-64.01	130.00	Peak
8		5855.000	70.34	-2.71	67.63	-43.17	110.80	Peak
9		5875.000	66.67	-2.82	63.85	-41.35	105.20	Peak
10		5925.000	63.18	-2.64	60.53	-7.67	68.20	Peak
11	*	5991.920	65.98	-2.48	63.49	-4.71	68.20	Peak

Notes:

1. " * " indicates the worst-case emission level observed during the measurement.

2. C.F (dB/m) = Antenna Factor (dB/m) + Cable Loss (dB) + Attenuation (dB) - AMP (dB).

3. Measurement (dBμV/m) = Reading (dBμV) + C.F (dB/m).

Site	SIP-AC2	Test Date	2025-08-08
Temperature	21.5 °C	Humidity	67.9%
Limit	FCC_Part 15.407_Band Edge(3 m)	Test Engineer	Justin Guo
Factor	BBHA 9120D_02042	Polarity	Vertical
EUT	OmniAccess Stellar (AP571e)	Test Voltage	By PoE
Test Mode	Transmit by 802.11be-EHT80 at 5775 MHz		

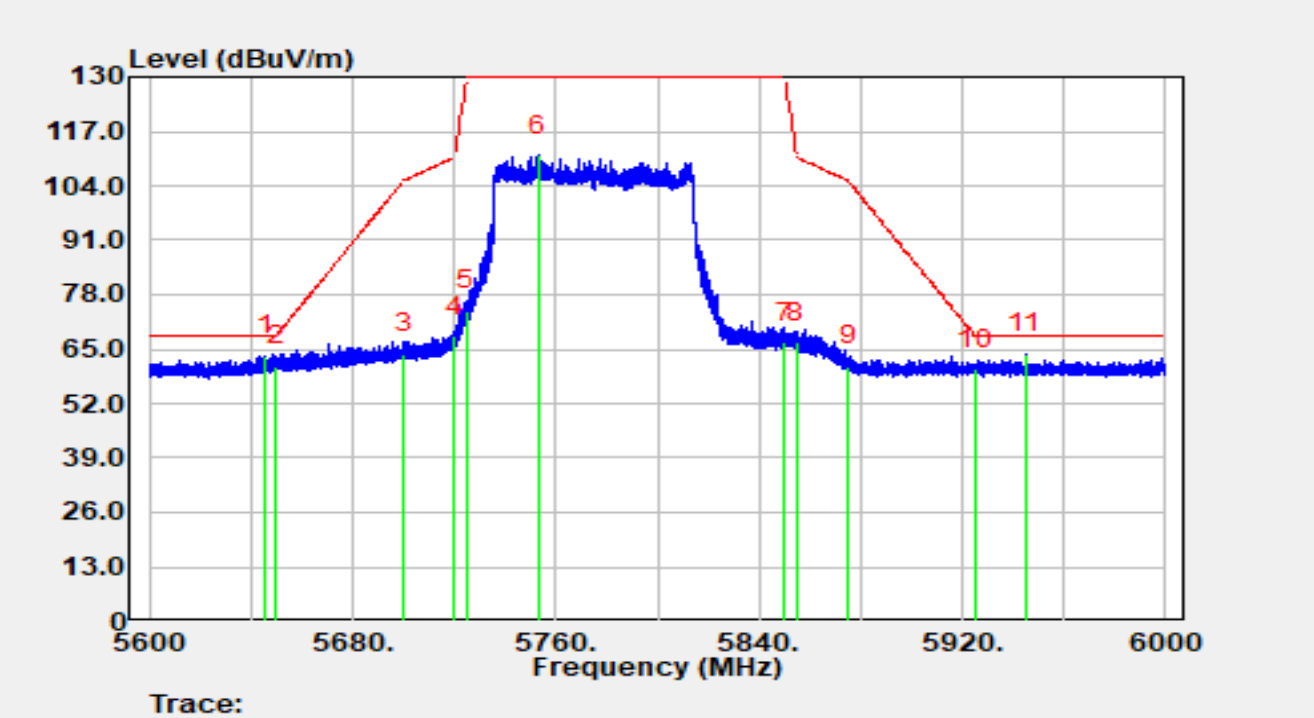

No	Mark	Frequency (MHz)	Reading (dBμV)	C.F (dB/m)	Measurement (dBμV/m)	Margin (dB)	Limit (dBμV/m)	Detector
1		5645.880	66.72	-3.35	63.37	-4.83	68.20	Peak
2		5650.000	64.27	-3.39	60.88	-7.32	68.20	Peak
3		5700.000	67.28	-3.36	63.92	-41.28	105.20	Peak
4		5720.000	71.32	-3.24	68.09	-42.71	110.80	Peak
5		5725.000	77.36	-3.21	74.15	-55.85	130.00	Peak
6		5753.160	114.59	-3.27	111.32	N/A	N/A	Peak
7		5850.000	69.51	-2.82	66.69	-63.31	130.00	Peak
8		5855.000	69.24	-2.71	66.53	-44.27	110.80	Peak
9		5875.000	63.65	-2.82	60.83	-44.37	105.20	Peak
10		5925.000	62.85	-2.64	60.21	-7.99	68.20	Peak
11	*	5944.880	66.50	-2.66	63.85	-4.35	68.20	Peak

Notes:

1. " * " indicates the worst-case emission level observed during the measurement.

2. C.F (dB/m) = Antenna Factor (dB/m) + Cable Loss (dB) + Attenuation (dB) - AMP (dB).

3. Measurement (dBμV/m) = Reading (dBμV) + C.F (dB/m).

Site	SIP-AC3	Test Date	2025-08-11
Temperature	24.9 °C	Humidity	70.3%
Limit	FCC_Part 15_Band Edge(3 m)	Test Engineer	Mero Zhou
Factor	HF907_102861	Polarity	Horizontal
EUT	OmniAccess Stellar (AP571e)	Test Voltage	By PoE
Test Mode	Transmit by 802.11be-EHT160 at 5250 MHz		

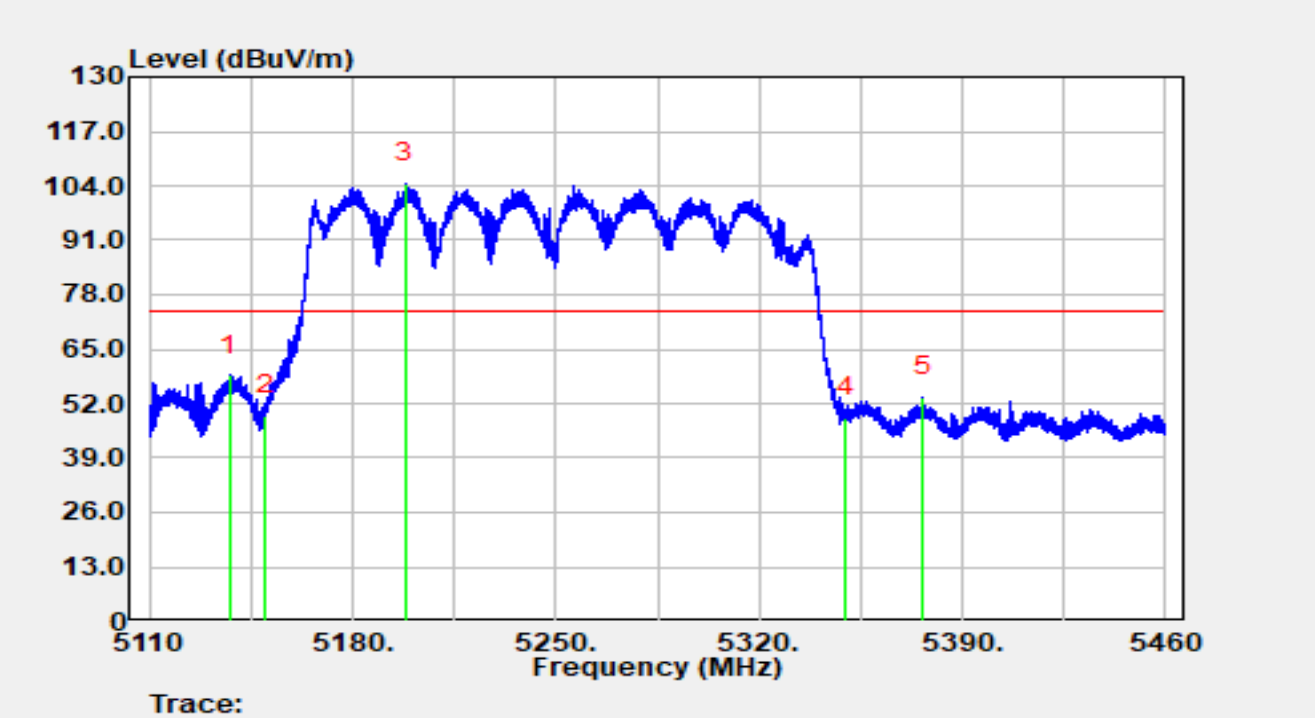

No	Mark	Frequency (MHz)	Reading (dBμV)	C.F (dB/m)	Measurement (dBμV/m)	Margin (dB)	Limit (dBμV/m)	Detector
1	*	5137.755	61.22	-2.37	58.85	-15.15	74.00	Peak
2		5150.000	49.75	-0.54	49.21	-24.79	74.00	Peak
3		5198.235	66.63	38.02	104.65	N/A	N/A	Peak
4		5350.000	46.51	2.28	48.79	-25.21	74.00	Peak
5		5376.630	55.73	-2.11	53.62	-20.38	74.00	Peak

Notes:

1. " * " indicates the worst-case emission level observed during the measurement.
2. C.F (dB/m) = Antenna Factor (dB/m) + Cable Loss (dB) + Attenuation (dB) - AMP (dB).
3. Measurement (dBμV/m) = Reading (dBμV) + C.F (dB/m).

Site	SIP-AC3	Test Date	2025-08-11
Temperature	24.9 °C	Humidity	70.3%
Limit	FCC_Part 15_Band Edge(3 m)	Test Engineer	Mero Zhou
Factor	HF907_102861	Polarity	Horizontal
EUT	OmniAccess Stellar (AP571e)	Test Voltage	By PoE
Test Mode	Transmit by 802.11be-EHT160 at 5250 MHz		

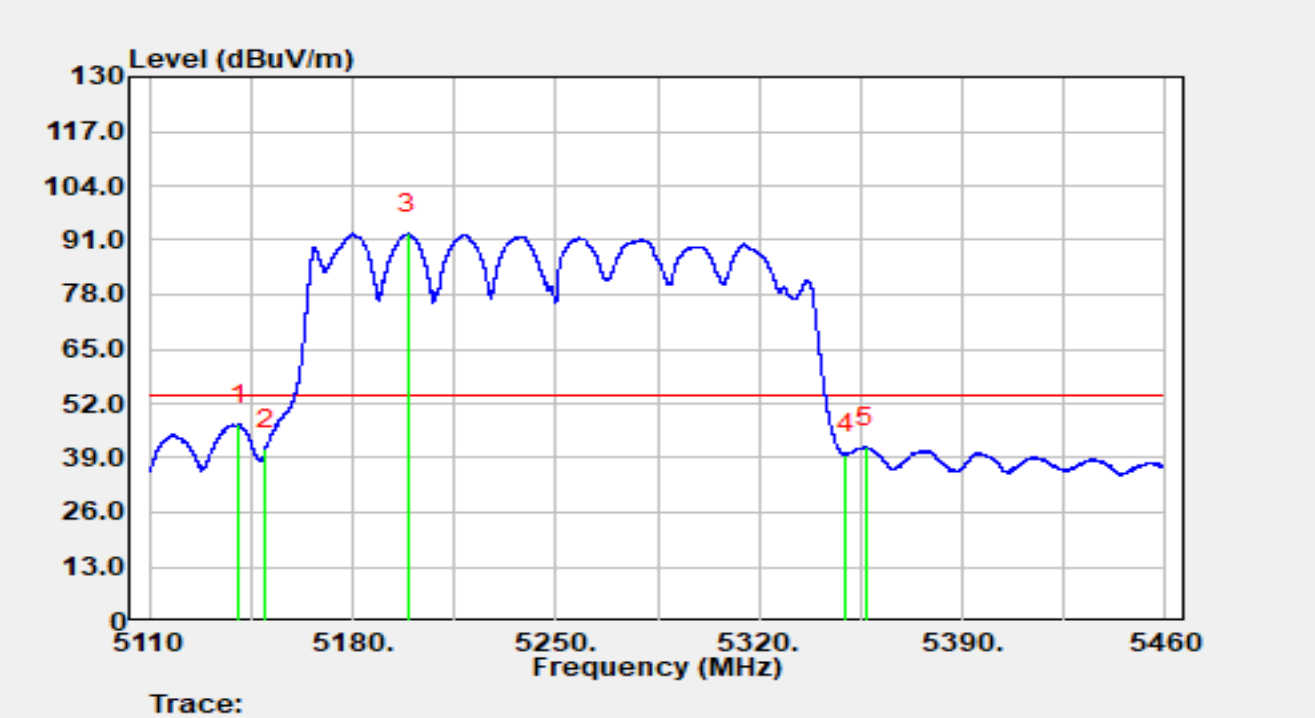

No	Mark	Frequency (MHz)	Reading (dBμV)	C.F (dB/m)	Measurement (dBμV/m)	Margin (dB)	Limit (dBμV/m)	Detector
1	*	5140.695	48.96	-2.05	46.91	-7.09	54.00	Average
2		5150.000	41.62	-0.54	41.07	-12.93	54.00	Average
3		5199.075	53.85	38.67	92.52	N/A	N/A	Average
4		5350.000	37.62	2.28	39.90	-14.10	54.00	Average
5		5356.680	41.90	-0.35	41.55	-12.45	54.00	Average

Notes:

1. " * " indicates the worst-case emission level observed during the measurement.
2. C.F (dB/m) = Antenna Factor (dB/m) + Cable Loss (dB) + Attenuation (dB) - AMP (dB).
3. Measurement (dBμV/m) = Reading (dBμV) + C.F (dB/m).

Site	SIP-AC3	Test Date	2025-08-11
Temperature	24.9 °C	Humidity	70.3%
Limit	FCC_Part 15_Band Edge(3 m)	Test Engineer	Mero Zhou
Factor	HF907_102861	Polarity	Vertical
EUT	OmniAccess Stellar (AP571e)	Test Voltage	By PoE
Test Mode	Transmit by 802.11be-EHT160 at 5250 MHz		

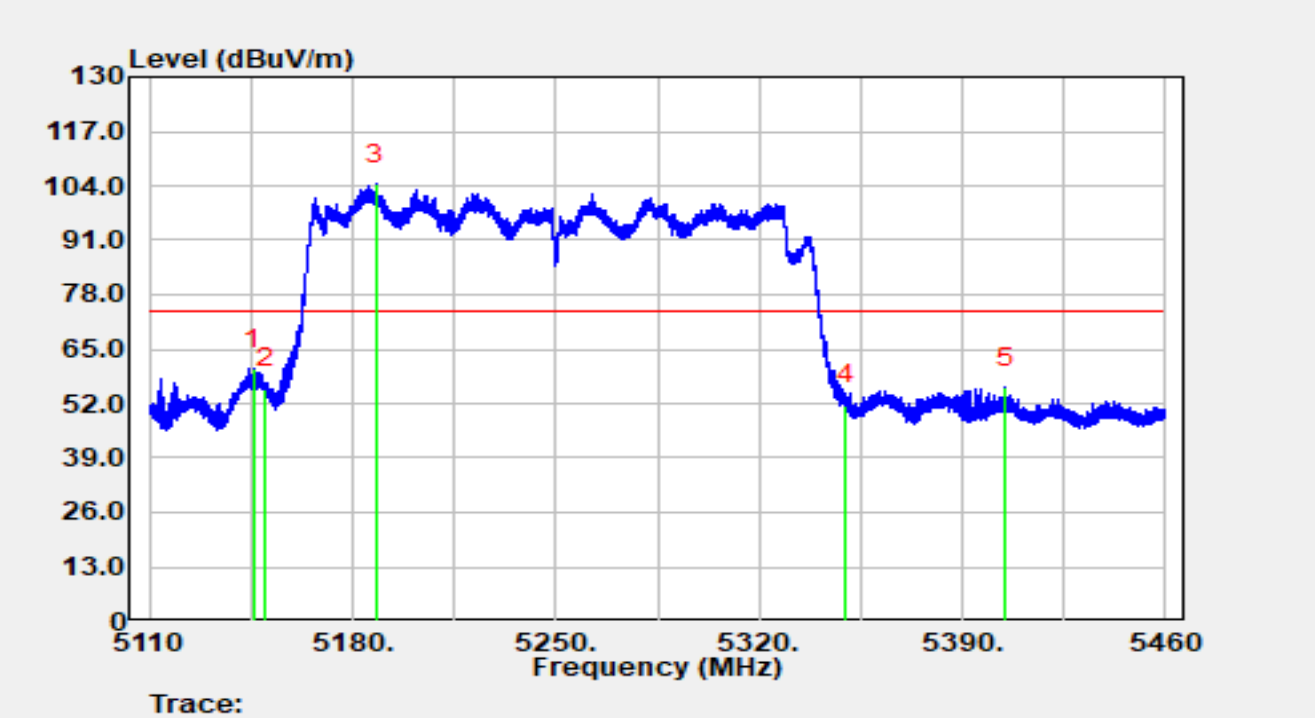

No	Mark	Frequency (MHz)	Reading (dBμV)	C.F (dB/m)	Measurement (dBμV/m)	Margin (dB)	Limit (dBμV/m)	Detector
1	*	5145.910	61.89	-1.67	60.22	-13.78	74.00	Peak
2		5150.000	56.01	-0.54	55.47	-18.53	74.00	Peak
3		5188.085	65.32	38.95	104.27	N/A	N/A	Peak
4		5350.000	49.32	2.28	51.60	-22.40	74.00	Peak
5		5405.050	58.55	-2.75	55.80	-18.20	74.00	Peak

Notes:

1. " * " indicates the worst-case emission level observed during the measurement.
2. C.F (dB/m) = Antenna Factor (dB/m) + Cable Loss (dB) + Attenuation (dB) - AMP (dB).
3. Measurement (dBμV/m) = Reading (dBμV) + C.F (dB/m).

Site	SIP-AC3	Test Date	2025-08-11
Temperature	24.9 °C	Humidity	70.3%
Limit	FCC_Part 15_Band Edge(3 m)	Test Engineer	Mero Zhou
Factor	HF907_102861	Polarity	Vertical
EUT	OmniAccess Stellar (AP571e)	Test Voltage	By PoE
Test Mode	Transmit by 802.11be-EHT160 at 5250 MHz		

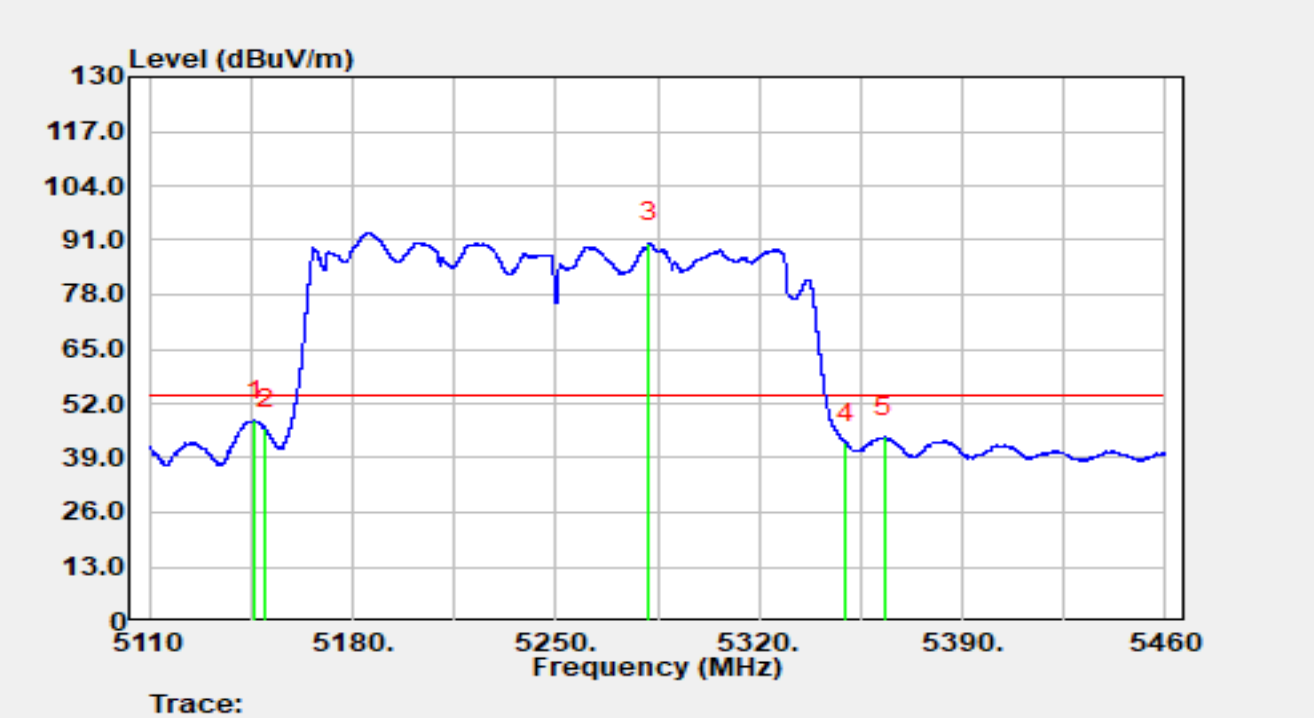

No	Mark	Frequency (MHz)	Reading (dBμV)	C.F (dB/m)	Measurement (dBμV/m)	Margin (dB)	Limit (dBμV/m)	Detector
1	*	5146.400	49.35	-1.41	47.93	-6.07	54.00	Average
2		5150.000	46.43	-0.54	45.88	-8.12	54.00	Average
3		5282.095	39.42	50.93	90.36	N/A	N/A	Average
4		5350.000	40.27	2.28	42.55	-11.45	54.00	Average
5		5363.190	45.06	-1.13	43.93	-10.07	54.00	Average

Notes:

1. " * " indicates the worst-case emission level observed during the measurement.
2. C.F (dB/m) = Antenna Factor (dB/m) + Cable Loss (dB) + Attenuation (dB) - AMP (dB).
3. Measurement (dBμV/m) = Reading (dBμV) + C.F (dB/m).

Site	SIP-AC2	Test Date	2025-08-08
Temperature	21.5 °C	Humidity	67.9%
Limit	FCC_Part 15_Band Edge(3 m)	Test Engineer	Justin Guo
Factor	BBHA 9120D_02042	Polarity	Horizontal
EUT	OmniAccess Stellar (AP571e)	Test Voltage	By PoE
Test Mode	Transmit by 802.11be-EHT160 at 5570 MHz		

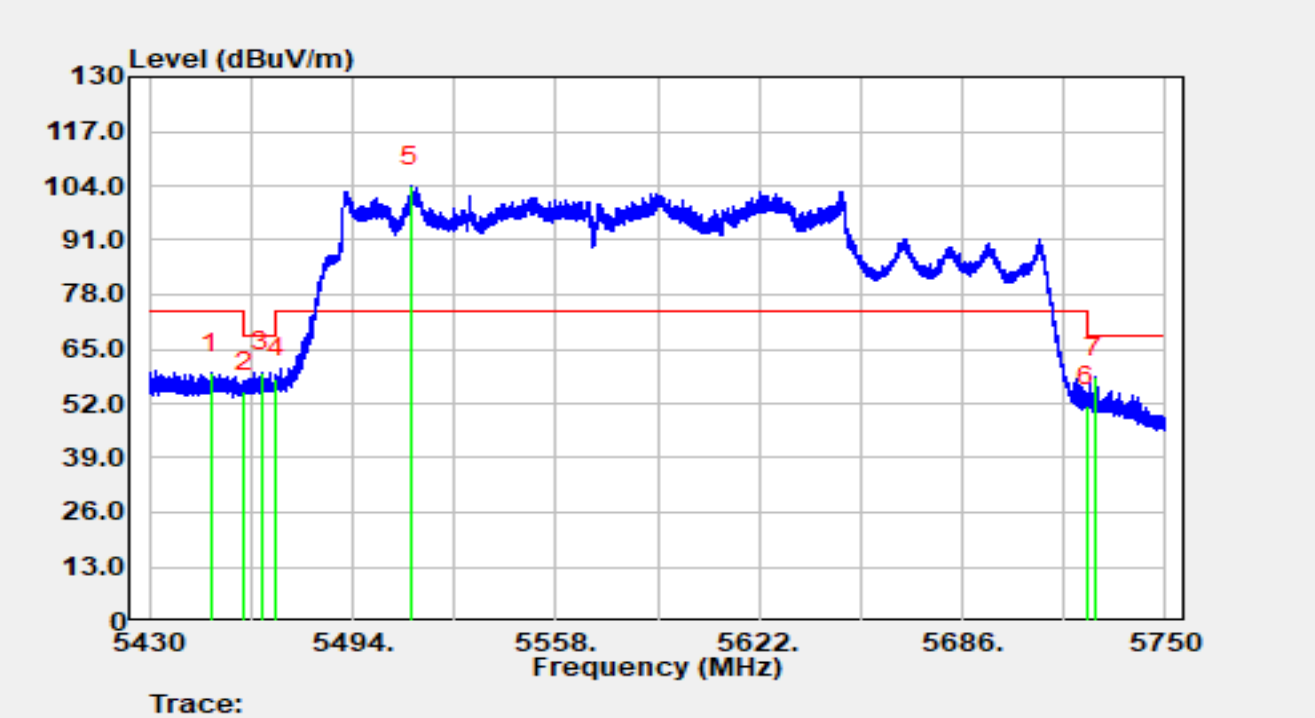

No	Mark	Frequency (MHz)	Reading (dBμV)	C.F (dB/m)	Measurement (dBμV/m)	Margin (dB)	Limit (dBμV/m)	Detector
1		5449.488	60.79	-1.61	59.18	-14.82	74.00	Peak
2		5460.000	56.02	-1.09	54.94	-13.26	68.20	Peak
3	*	5465.392	59.97	-0.41	59.56	-8.64	68.20	Peak
4		5470.000	57.34	0.57	57.91	-10.29	68.20	Peak
5		5512.080	61.14	42.76	103.90	N/A	N/A	Peak
6		5725.000	48.67	2.78	51.45	-16.75	68.20	Peak
7		5727.664	56.54	1.60	58.15	-10.05	68.20	Peak

Notes:

1. " * " indicates the worst-case emission level observed during the measurement.
2. C.F (dB/m) = Antenna Factor (dB/m) + Cable Loss (dB) + Attenuation (dB) - AMP (dB).
3. Measurement (dBμV/m) = Reading (dBμV) + C.F (dB/m).

Site	SIP-AC2	Test Date	2025-08-08
Temperature	21.5 °C	Humidity	67.9%
Limit	FCC_Part 15_Band Edge(3 m)	Test Engineer	Justin Guo
Factor	BBHA 9120D_02042	Polarity	Horizontal
EUT	OmniAccess Stellar (AP571e)	Test Voltage	By PoE
Test Mode	Transmit by 802.11be-EHT160 at 5570 MHz		

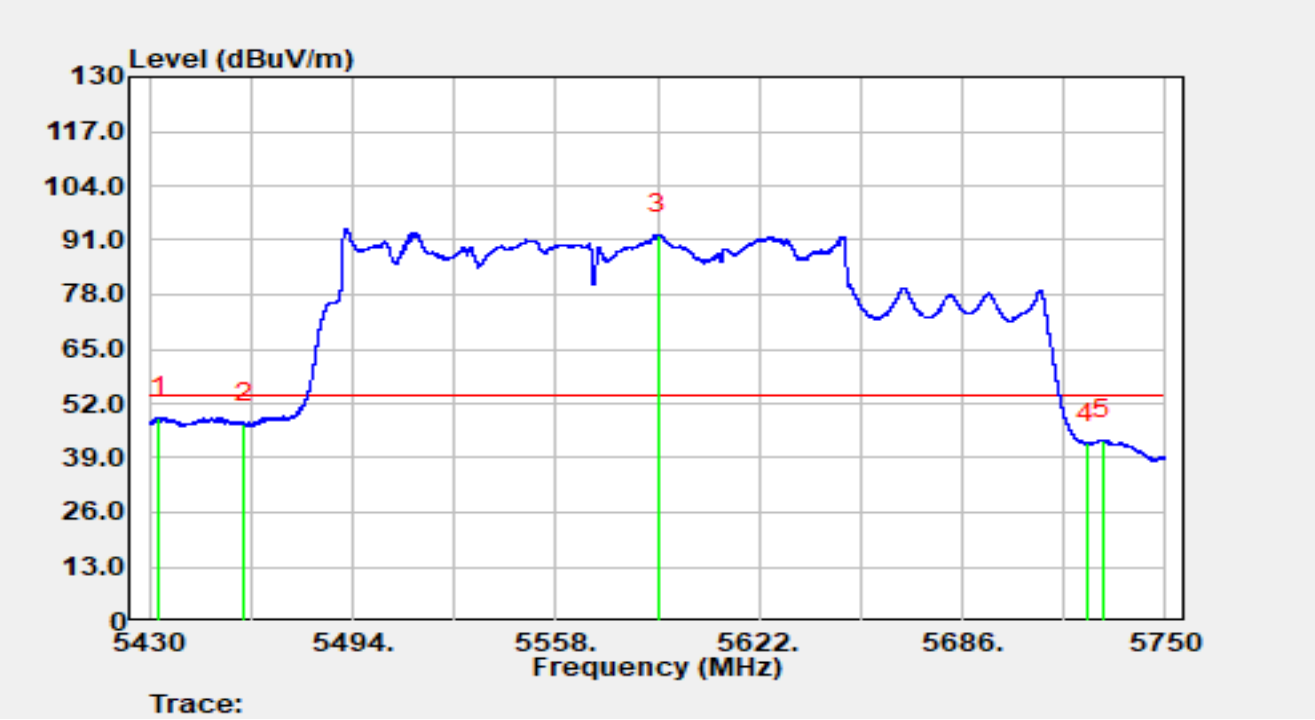

No	Mark	Frequency (MHz)	Reading (dBμV)	C.F (dB/m)	Measurement (dBμV/m)	Margin (dB)	Limit (dBμV/m)	Detector
1	*	5433.232	50.64	-1.88	48.75	-5.25	54.00	Average
2		5460.000	48.19	-1.09	47.10	-6.90	54.00	Average
3		5590.256	43.94	48.43	92.37	N/A	N/A	Average
4		5725.000	39.73	2.78	42.51	-11.49	54.00	Average
5		5730.128	42.49	0.91	43.40	-10.60	54.00	Average

Notes:

1. " * " indicates the worst-case emission level observed during the measurement.
2. C.F (dB/m) = Antenna Factor (dB/m) + Cable Loss (dB) + Attenuation (dB) - AMP (dB).
3. Measurement (dBμV/m) = Reading (dBμV) + C.F (dB/m).

Site	SIP-AC2	Test Date	2025-08-08
Temperature	21.5 °C	Humidity	67.9%
Limit	FCC_Part 15_Band Edge(3 m)	Test Engineer	Justin Guo
Factor	BBHA 9120D_02042	Polarity	Vertical
EUT	OmniAccess Stellar (AP571e)	Test Voltage	By PoE
Test Mode	Transmit by 802.11be-EHT160 at 5570 MHz		

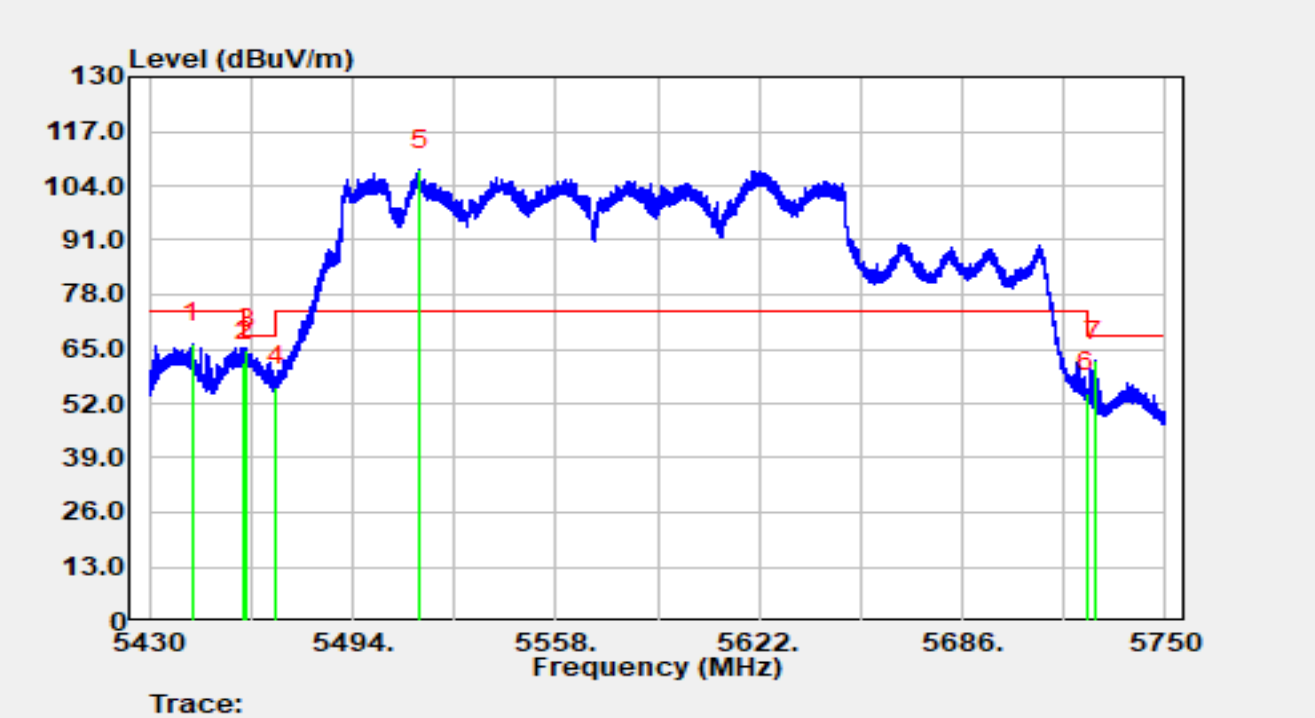

No	Mark	Frequency (MHz)	Reading (dBμV)	C.F (dB/m)	Measurement (dBμV/m)	Margin (dB)	Limit (dBμV/m)	Detector
1		5443.600	68.12	-1.73	66.39	-7.61	74.00	Peak
2		5460.000	63.10	-1.09	62.02	-6.18	68.20	Peak
3	*	5460.624	65.86	-1.05	64.82	-3.38	68.20	Peak
4		5470.000	55.58	0.57	56.15	-12.05	68.20	Peak
5		5514.992	62.10	45.58	107.68	N/A	N/A	Peak
6		5725.000	51.82	2.78	54.60	-13.60	68.20	Peak
7		5727.696	60.56	1.59	62.15	-6.05	68.20	Peak

Notes:

1. " * " indicates the worst-case emission level observed during the measurement.
2. C.F (dB/m) = Antenna Factor (dB/m) + Cable Loss (dB) + Attenuation (dB) - AMP (dB).
3. Measurement (dBμV/m) = Reading (dBμV) + C.F (dB/m).

Site	SIP-AC2	Test Date	2025-08-08
Temperature	21.5 °C	Humidity	67.9%
Limit	FCC_Part 15_Band Edge(3 m)	Test Engineer	Justin Guo
Factor	BBHA 9120D_02042	Polarity	Vertical
EUT	OmniAccess Stellar (AP571e)	Test Voltage	By PoE
Test Mode	Transmit by 802.11be-EHT160 at 5570 MHz		

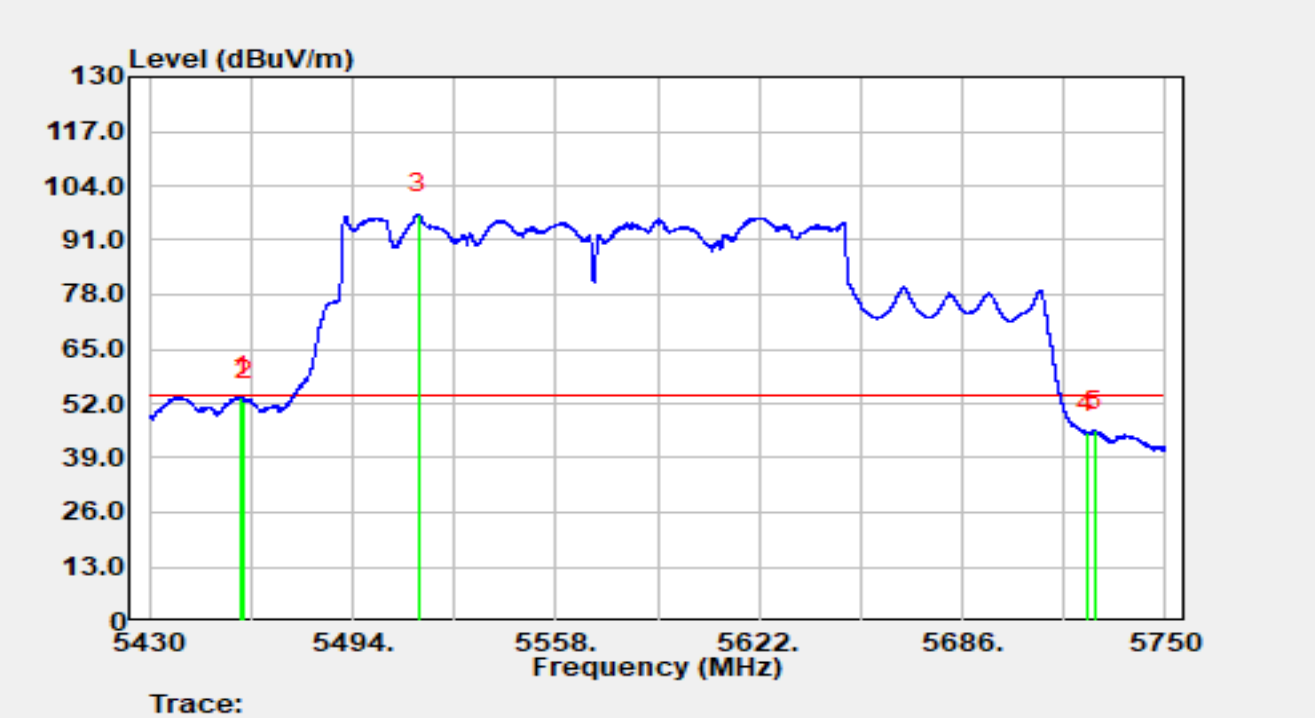

No	Mark	Frequency (MHz)	Reading (dBμV)	C.F (dB/m)	Measurement (dBμV/m)	Margin (dB)	Limit (dBμV/m)	Detector
1	*	5458.960	54.86	-1.20	53.66	-0.34	54.00	Average
2		5460.016	53.76	-1.09	52.68	-1.32	54.00	Average
3		5514.608	51.72	45.55	97.27	N/A	N/A	Average
4		5725.000	42.30	2.78	45.08	-8.92	54.00	Average
5		5727.504	43.84	1.65	45.49	-8.51	54.00	Average

Notes:

1. " * " indicates the worst-case emission level observed during the measurement.
2. C.F (dB/m) = Antenna Factor (dB/m) + Cable Loss (dB) + Attenuation (dB) - AMP (dB).
3. Measurement (dBμV/m) = Reading (dBμV) + C.F (dB/m).

AP571e - WLAN Config 2

Site	SIP-AC2	Test Date	2025-08-03
Temperature	24.2 °C	Humidity	66.9%
Limit	FCC_Part15_Band Edge(3 m)	Test Engineer	Justin Guo
Factor	BBHA 9120D_02042	Polarity	Horizontal
EUT	OmniAccess Stellar (AP571e)	Test Voltage	By PoE
Test Mode	Transmit by 802.11a at 5500 MHz		

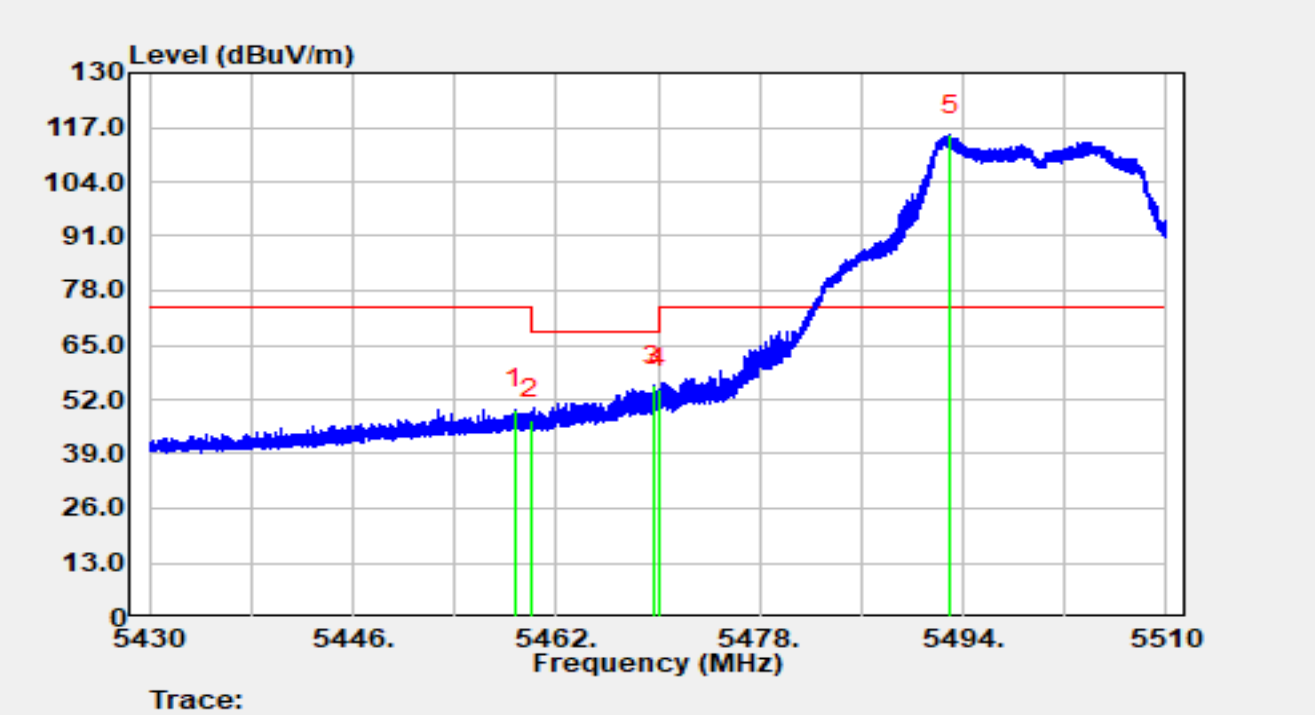

No	Mark	Frequency (MHz)	Reading (dBμV)	C.F (dB/m)	Measurement (dBμV/m)	Margin (dB)	Limit (dBμV/m)	Detector
1		5458.752	50.77	-1.22	49.55	-24.45	74.00	Peak
2		5460.000	48.31	-1.09	47.22	-20.98	68.20	Peak
3	*	5469.592	54.87	0.51	55.37	-12.83	68.20	Peak
4		5470.000	54.08	0.57	54.65	-13.55	68.20	Peak
5		5492.984	68.44	46.70	115.14	N/A	N/A	Peak

Notes:

1. " * " indicates the worst-case emission level observed during the measurement.
2. C.F (dB/m) = Antenna Factor (dB/m) + Cable Loss (dB) + Attenuation (dB) - AMP (dB).
3. Measurement (dBμV/m) = Reading (dBμV) + C.F (dB/m).

Site	SIP-AC2	Test Date	2025-08-03
Temperature	24.2 °C	Humidity	66.9%
Limit	FCC_Part15_Band Edge(3 m)	Test Engineer	Justin Guo
Factor	BBHA 9120D_02042	Polarity	Horizontal
EUT	OmniAccess Stellar (AP571e)	Test Voltage	By PoE
Test Mode	Transmit by 802.11a at 5500 MHz		

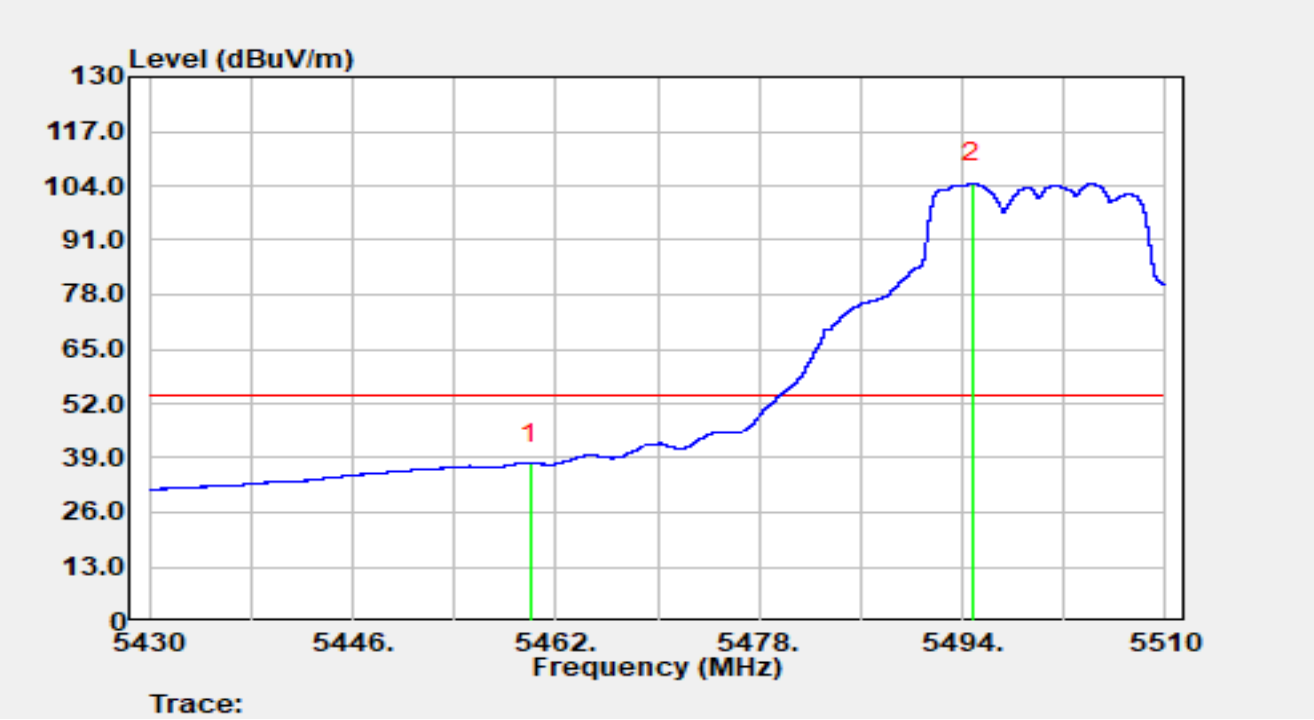

No	Mark	Frequency (MHz)	Reading (dBμV)	C.F (dB/m)	Measurement (dBμV/m)	Margin (dB)	Limit (dBμV/m)	Detector
1	*	5460.000	38.86	-1.09	37.77	-16.23	54.00	Average
2		5494.744	60.96	43.56	104.52	N/A	N/A	Average

Notes:

1. " * " indicates the worst-case emission level observed during the measurement.
2. C.F (dB/m) = Antenna Factor (dB/m) + Cable Loss (dB) + Attenuation (dB) - AMP (dB).
3. Measurement (dBμV/m) = Reading (dBμV) + C.F (dB/m).

Site	SIP-AC2	Test Date	2025-08-03
Temperature	24.2 °C	Humidity	66.9%
Limit	FCC_Part15_Band Edge(3 m)	Test Engineer	Justin Guo
Factor	BBHA 9120D_02042	Polarity	Vertical
EUT	OmniAccess Stellar (AP571e)	Test Voltage	By PoE
Test Mode	Transmit by 802.11a at 5500 MHz		

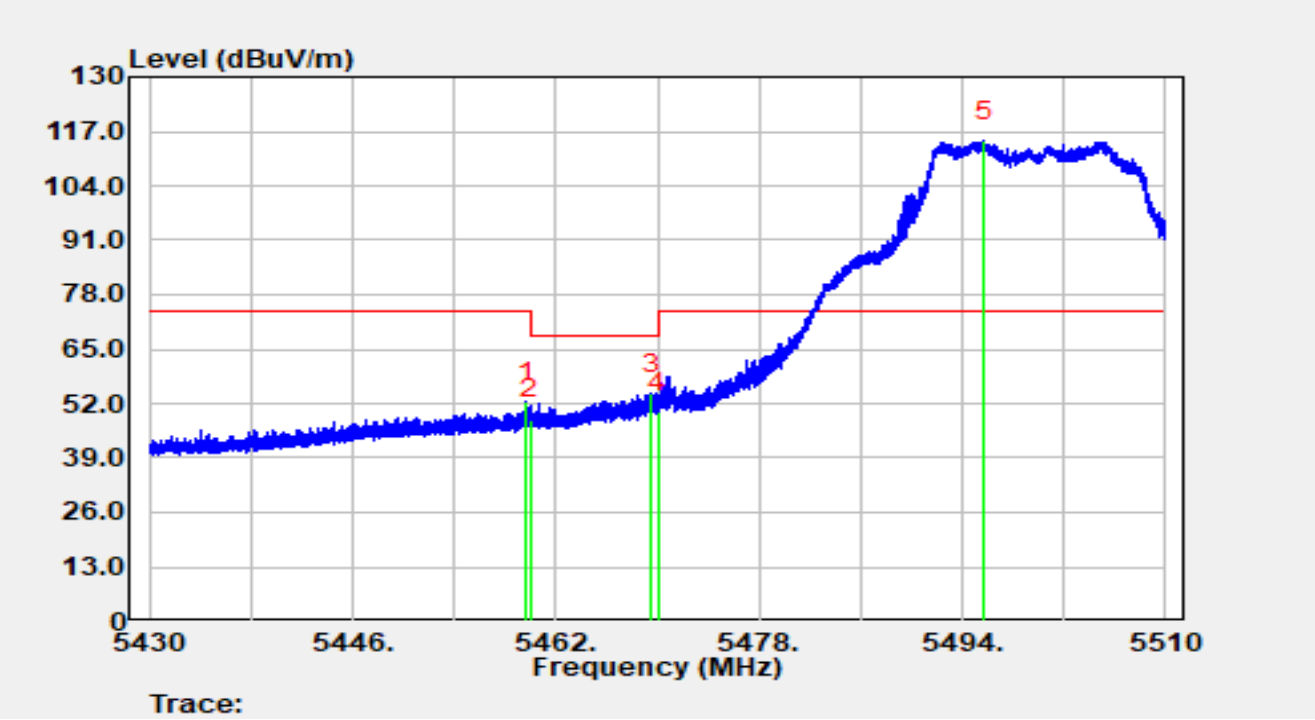

No	Mark	Frequency (MHz)	Reading (dBμV)	C.F (dB/m)	Measurement (dBμV/m)	Margin (dB)	Limit (dBμV/m)	Detector
1		5459.664	53.39	-1.12	52.28	-21.72	74.00	Peak
2		5460.000	49.32	-1.09	48.24	-19.96	68.20	Peak
3	*	5469.544	53.78	0.50	54.28	-13.92	68.20	Peak
4		5470.000	49.42	0.57	49.99	-18.21	68.20	Peak
5		5495.744	72.75	41.97	114.72	N/A	N/A	Peak

Notes:

1. " * " indicates the worst-case emission level observed during the measurement.
2. C.F (dB/m) = Antenna Factor (dB/m) + Cable Loss (dB) + Attenuation (dB) - AMP (dB).
3. Measurement (dBμV/m) = Reading (dBμV) + C.F (dB/m).

Site	SIP-AC2	Test Date	2025-08-03
Temperature	24.2 °C	Humidity	66.9%
Limit	FCC_Part15_Band Edge(3 m)	Test Engineer	Justin Guo
Factor	BBHA 9120D_02042	Polarity	Vertical
EUT	OmniAccess Stellar (AP571e)	Test Voltage	By PoE
Test Mode	Transmit by 802.11a at 5500 MHz		

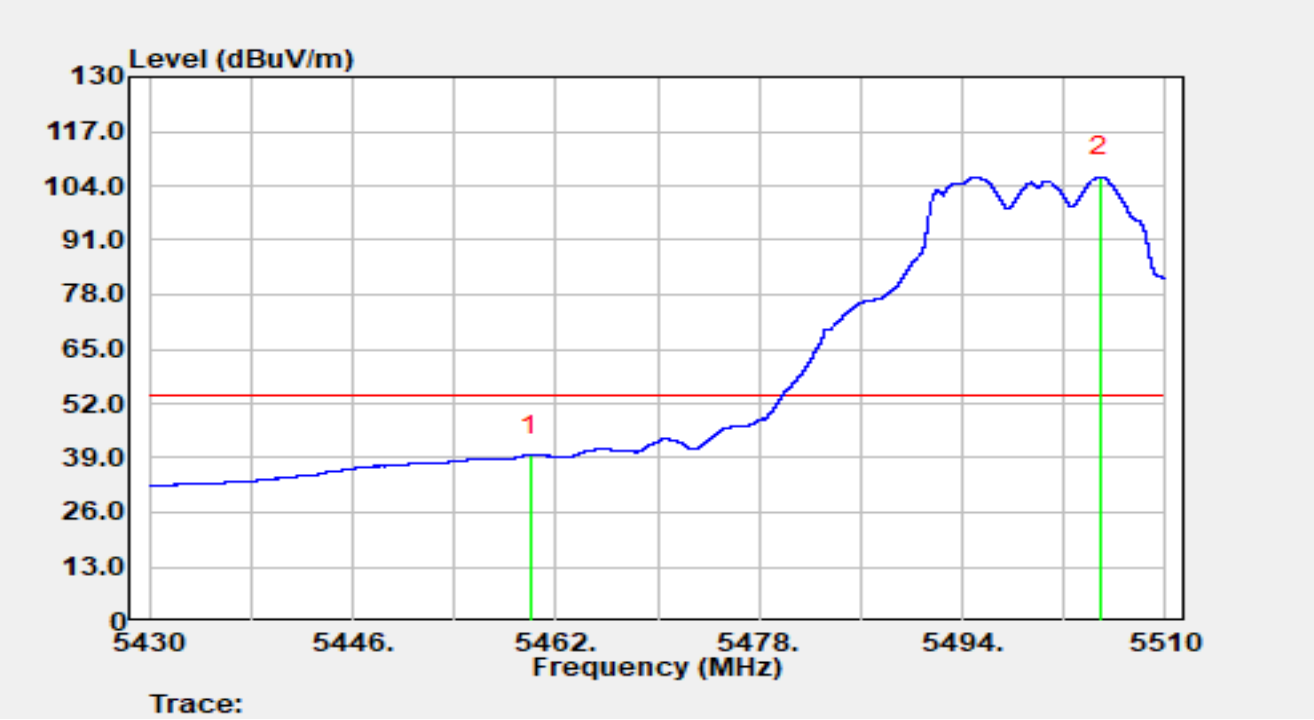

No	Mark	Frequency (MHz)	Reading (dBμV)	C.F (dB/m)	Measurement (dBμV/m)	Margin (dB)	Limit (dBμV/m)	Detector
1	*	5460.000	40.80	-1.09	39.71	-14.29	54.00	Average
2		5504.800	58.93	47.22	106.15	N/A	N/A	Average

Notes:

1. " * " indicates the worst-case emission level observed during the measurement.
2. C.F (dB/m) = Antenna Factor (dB/m) + Cable Loss (dB) + Attenuation (dB) - AMP (dB).
3. Measurement (dBμV/m) = Reading (dBμV) + C.F (dB/m).

Site	SIP-AC2	Test Date	2025-08-03
Temperature	24.2 °C	Humidity	66.9%
Limit	FCC_Part15_Band Edge(3 m)	Test Engineer	Justin Guo
Factor	BBHA 9120D_02042	Polarity	Horizontal
EUT	OmniAccess Stellar (AP571e)	Test Voltage	By PoE
Test Mode	Transmit by 802.11a at 5700 MHz		

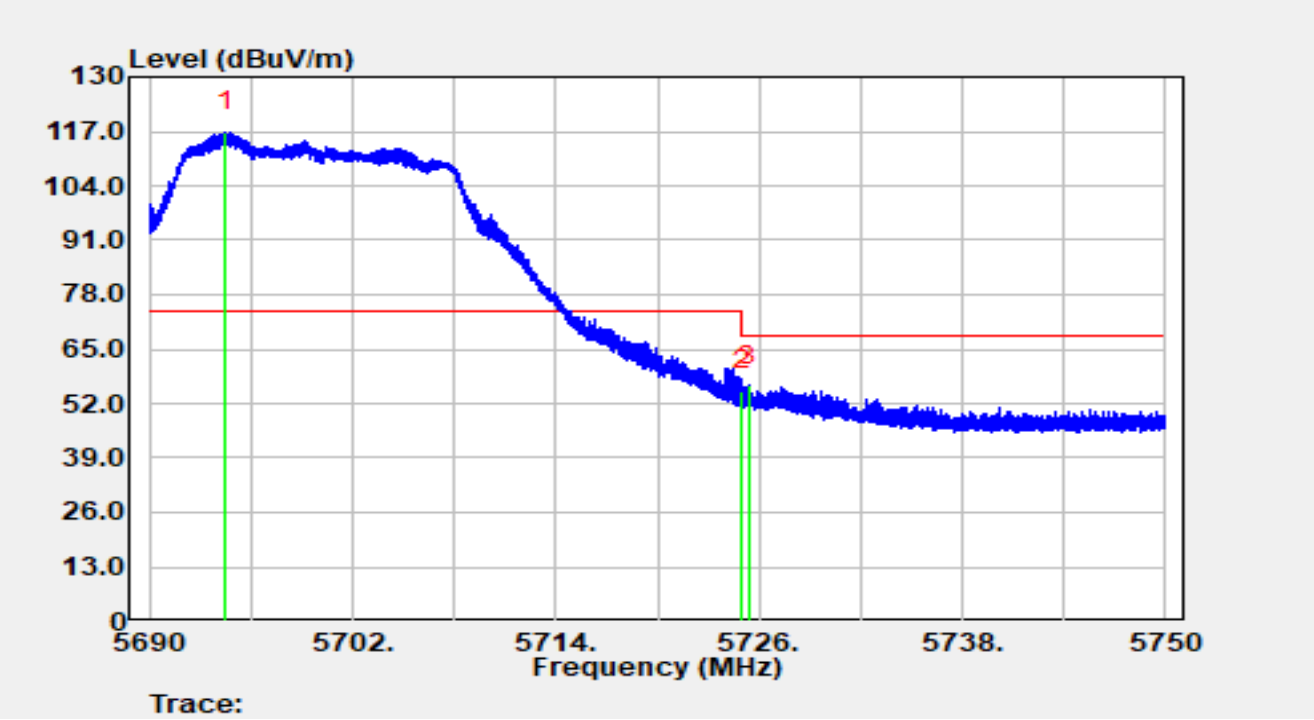

No	Mark	Frequency (MHz)	Reading (dBμV)	C.F (dB/m)	Measurement (dBμV/m)	Margin (dB)	Limit (dBμV/m)	Detector
1		5694.524	71.08	45.90	116.98	N/A	N/A	Peak
2		5725.000	52.26	2.78	55.04	-13.16	68.20	Peak
3	*	5725.376	53.84	2.57	56.41	-11.79	68.20	Peak

Notes:

1. " * " indicates the worst-case emission level observed during the measurement.
2. C.F (dB/m) = Antenna Factor (dB/m) + Cable Loss (dB) + Attenuation (dB) - AMP (dB).
3. Measurement (dBμV/m) = Reading (dBμV) + C.F (dB/m).

Site	SIP-AC2	Test Date	2025-08-03
Temperature	24.2 °C	Humidity	66.9%
Limit	FCC_Part15_Band Edge(3 m)	Test Engineer	Justin Guo
Factor	BBHA 9120D_02042	Polarity	Vertical
EUT	OmniAccess Stellar (AP571e)	Test Voltage	By PoE
Test Mode	Transmit by 802.11a at 5700 MHz		

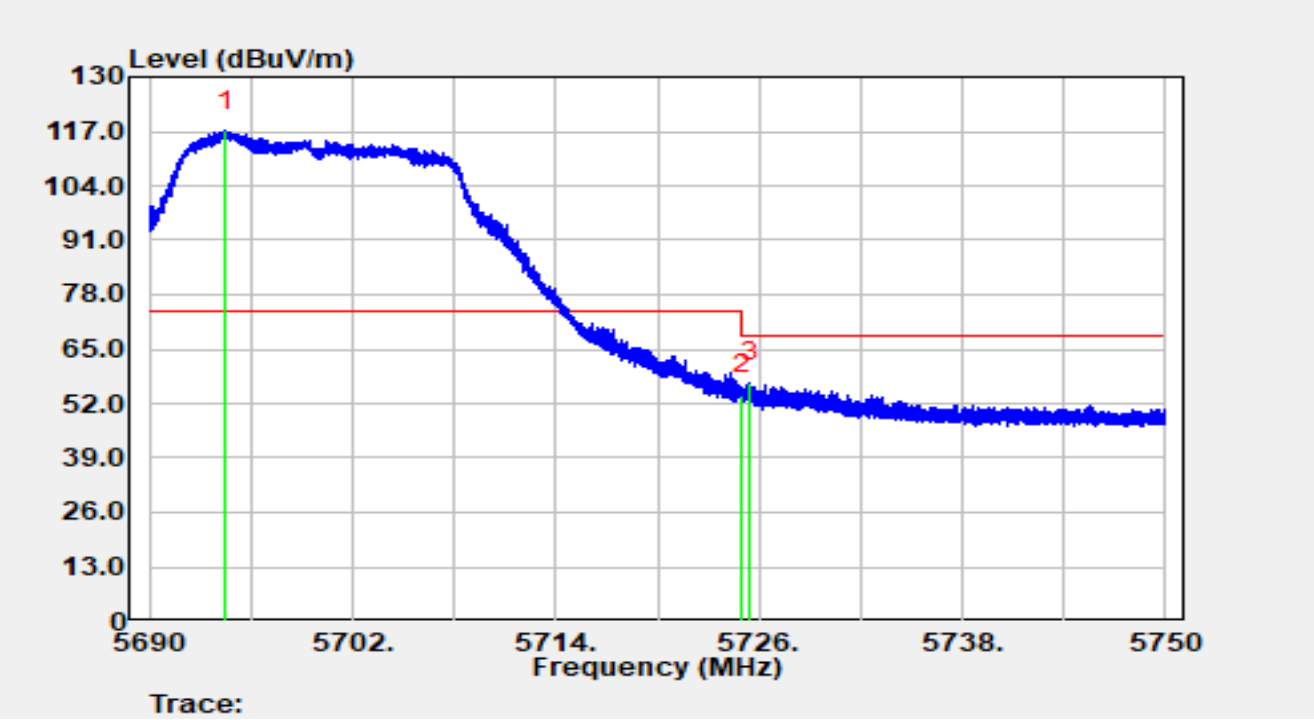

No	Mark	Frequency (MHz)	Reading (dBμV)	C.F (dB/m)	Measurement (dBμV/m)	Margin (dB)	Limit (dBμV/m)	Detector
1		5694.536	71.19	45.90	117.09	N/A	N/A	Peak
2		5725.000	51.29	2.78	54.07	-14.13	68.20	Peak
3	*	5725.436	54.45	2.54	56.98	-11.22	68.20	Peak

Notes:

1. " * " indicates the worst-case emission level observed during the measurement.
2. C.F (dB/m) = Antenna Factor (dB/m) + Cable Loss (dB) + Attenuation (dB) - AMP (dB).
3. Measurement (dBμV/m) = Reading (dBμV) + C.F (dB/m).

Site	SIP-AC2	Test Date	2025-08-03
Temperature	24.2 °C	Humidity	66.9%
Limit	FCC_Part 15.407_Band Edge(3 m)	Test Engineer	Mero Zhou
Factor	BBHA 9120D_02042	Polarity	Horizontal
EUT	OmniAccess Stellar (AP571e)	Test Voltage	By PoE
Test Mode	Transmit by 802.11a at 5745 MHz		

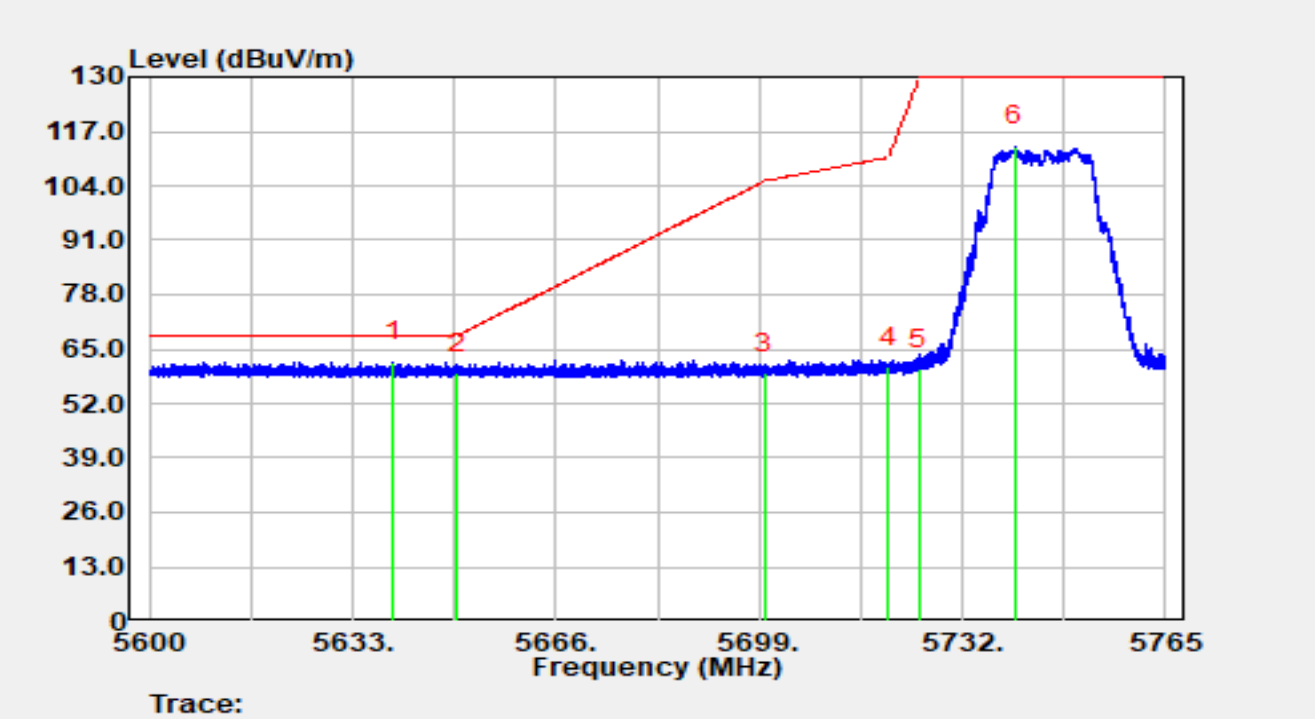

No	Mark	Frequency (MHz)	Reading (dBμV)	C.F (dB/m)	Measurement (dBμV/m)	Margin (dB)	Limit (dBμV/m)	Detector
1	*	5639.617	65.34	-3.31	62.03	-6.17	68.20	Peak
2		5650.000	62.57	-3.39	59.18	-9.02	68.20	Peak
3		5700.000	62.66	-3.36	59.30	-45.90	105.20	Peak
4		5720.000	63.88	-3.24	60.64	-50.16	110.80	Peak
5		5725.000	63.49	-3.21	60.28	-69.72	130.00	Peak
6		5740.547	116.58	-3.14	113.44	N/A	N/A	Peak

Notes:

1. " * " indicates the worst-case emission level observed during the measurement.
2. C.F (dB/m) = Antenna Factor (dB/m) + Cable Loss (dB) + Attenuation (dB) - AMP (dB).
3. Measurement (dBμV/m) = Reading (dBμV) + C.F (dB/m).

Site	SIP-AC2	Test Date	2025-08-03
Temperature	24.2 °C	Humidity	66.9%
Limit	FCC_Part 15.407_Band Edge(3 m)	Test Engineer	Mero Zhou
Factor	BBHA 9120D_02042	Polarity	Vertical
EUT	OmniAccess Stellar (AP571e)	Test Voltage	By PoE
Test Mode	Transmit by 802.11a at 5745 MHz		

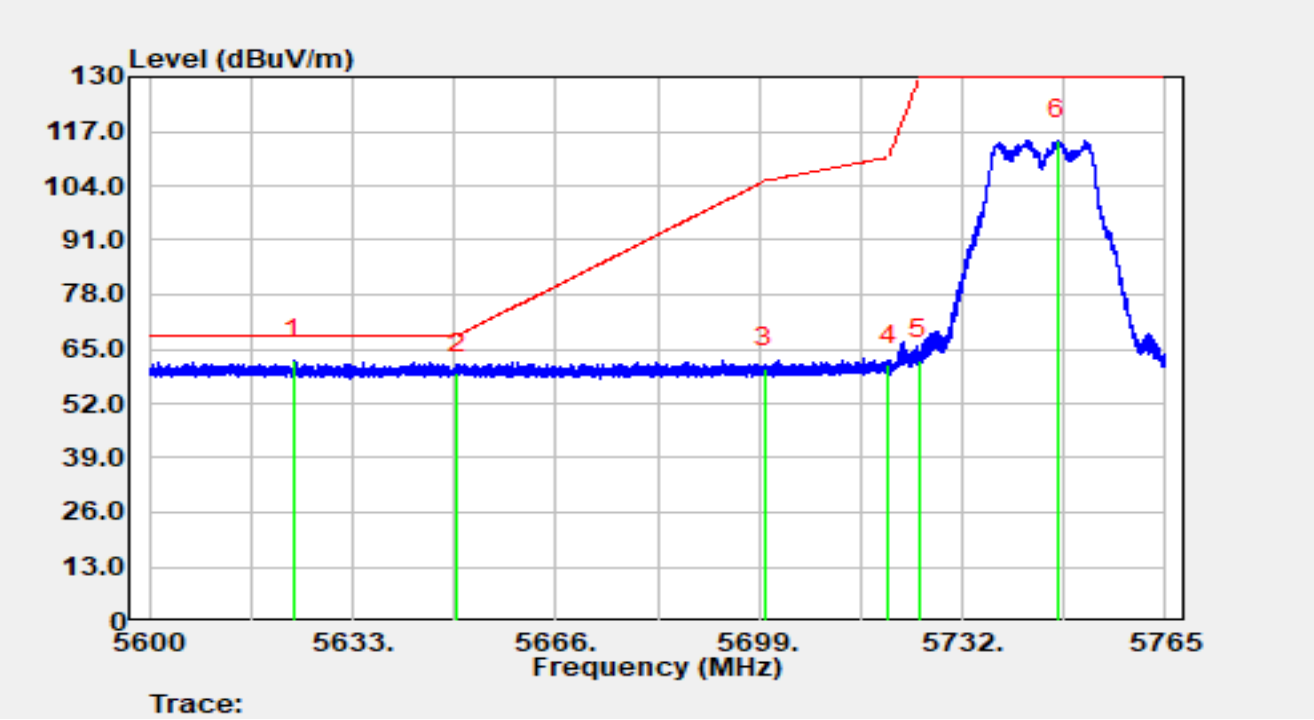

No	Mark	Frequency (MHz)	Reading (dBμV)	C.F (dB/m)	Measurement (dBμV/m)	Margin (dB)	Limit (dBμV/m)	Detector
1	*	5623.430	65.69	-3.38	62.30	-5.90	68.20	Peak
2		5650.000	62.72	-3.39	59.33	-8.87	68.20	Peak
3		5700.000	63.72	-3.36	60.36	-44.84	105.20	Peak
4		5720.000	64.37	-3.24	61.13	-49.67	110.80	Peak
5		5725.000	65.66	-3.21	62.45	-67.55	130.00	Peak
6		5747.460	118.13	-3.19	114.94	N/A	N/A	Peak

Notes:

1. " * " indicates the worst-case emission level observed during the measurement.
2. C.F (dB/m) = Antenna Factor (dB/m) + Cable Loss (dB) + Attenuation (dB) - AMP (dB).
3. Measurement (dBμV/m) = Reading (dBμV) + C.F (dB/m).

Site	SIP-AC2	Test Date	2025-08-03
Temperature	24.2 °C	Humidity	66.9%
Limit	FCC_Part 15.407_Band Edge(3 m)	Test Engineer	Mero Zhou
Factor	BBHA 9120D_02042	Polarity	Horizontal
EUT	OmniAccess Stellar (AP571e)	Test Voltage	By PoE
Test Mode	Transmit by 802.11a at 5825 MHz		

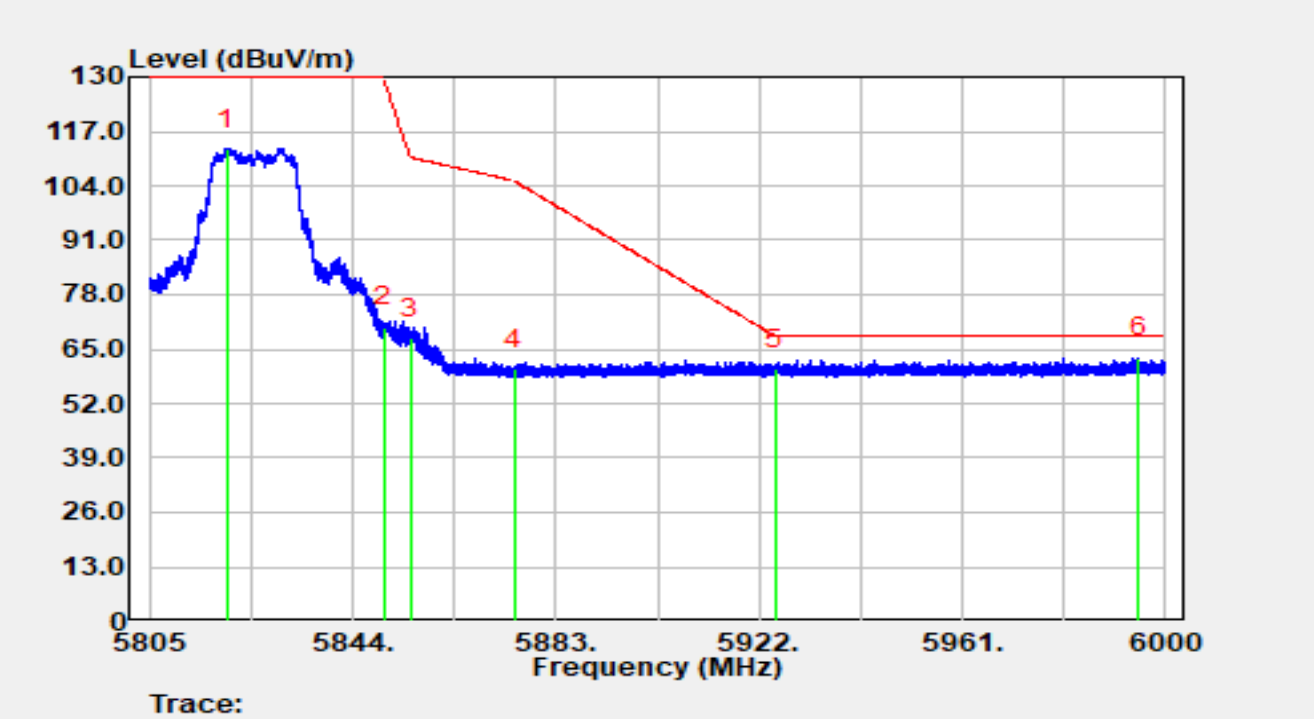

No	Mark	Frequency (MHz)	Reading (dBμV)	C.F (dB/m)	Measurement (dBμV/m)	Margin (dB)	Limit (dBμV/m)	Detector
1		5819.800	115.76	-2.94	112.82	N/A	N/A	Peak
2		5850.000	73.12	-2.82	70.29	-59.71	130.00	Peak
3		5855.000	70.31	-2.71	67.60	-43.20	110.80	Peak
4		5875.000	63.07	-2.82	60.25	-44.95	105.20	Peak
5		5925.000	62.86	-2.64	60.21	-7.99	68.20	Peak
6	*	5994.852	65.30	-2.44	62.86	-5.34	68.20	Peak

Notes:

1. " * " indicates the worst-case emission level observed during the measurement.
2. C.F (dB/m) = Antenna Factor (dB/m) + Cable Loss (dB) + Attenuation (dB) - AMP (dB).
3. Measurement (dBμV/m) = Reading (dBμV) + C.F (dB/m).

Site	SIP-AC2	Test Date	2025-08-03
Temperature	24.2 °C	Humidity	66.9%
Limit	FCC_Part 15.407_Band Edge(3 m)	Test Engineer	Mero Zhou
Factor	BBHA 9120D_02042	Polarity	Vertical
EUT	OmniAccess Stellar (AP571e)	Test Voltage	By PoE
Test Mode	Transmit by 802.11a at 5825 MHz		

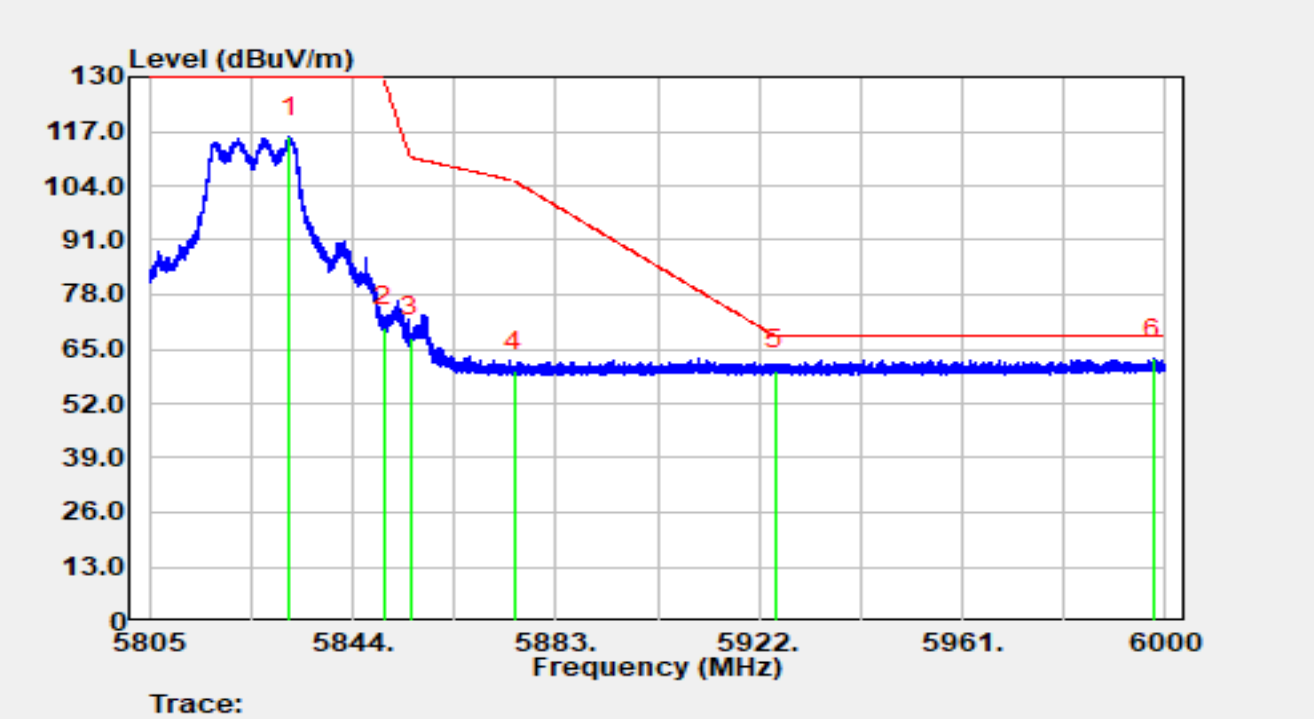

No	Mark	Frequency (MHz)	Reading (dBμV)	C.F (dB/m)	Measurement (dBμV/m)	Margin (dB)	Limit (dBμV/m)	Detector
1		5831.910	118.59	-3.03	115.55	N/A	N/A	Peak
2		5850.000	73.07	-2.82	70.25	-59.75	130.00	Peak
3		5855.000	70.59	-2.71	67.88	-42.92	110.80	Peak
4		5875.000	62.51	-2.82	59.69	-45.51	105.20	Peak
5		5925.000	62.65	-2.64	60.00	-8.20	68.20	Peak
6	*	5997.757	65.03	-2.40	62.63	-5.57	68.20	Peak

Notes:

1. " * " indicates the worst-case emission level observed during the measurement.
2. C.F (dB/m) = Antenna Factor (dB/m) + Cable Loss (dB) + Attenuation (dB) - AMP (dB).
3. Measurement (dBμV/m) = Reading (dBμV) + C.F (dB/m).

Site	SIP-AC2	Test Date	2025-08-03
Temperature	24.2 °C	Humidity	66.9%
Limit	FCC_Part15_Band Edge(3 m)	Test Engineer	Justin Guo
Factor	BBHA 9120D_02042	Polarity	Horizontal
EUT	OmniAccess Stellar (AP571e)	Test Voltage	By PoE
Test Mode	Transmit by 802.11ac-VHT20 at 5500 MHz		

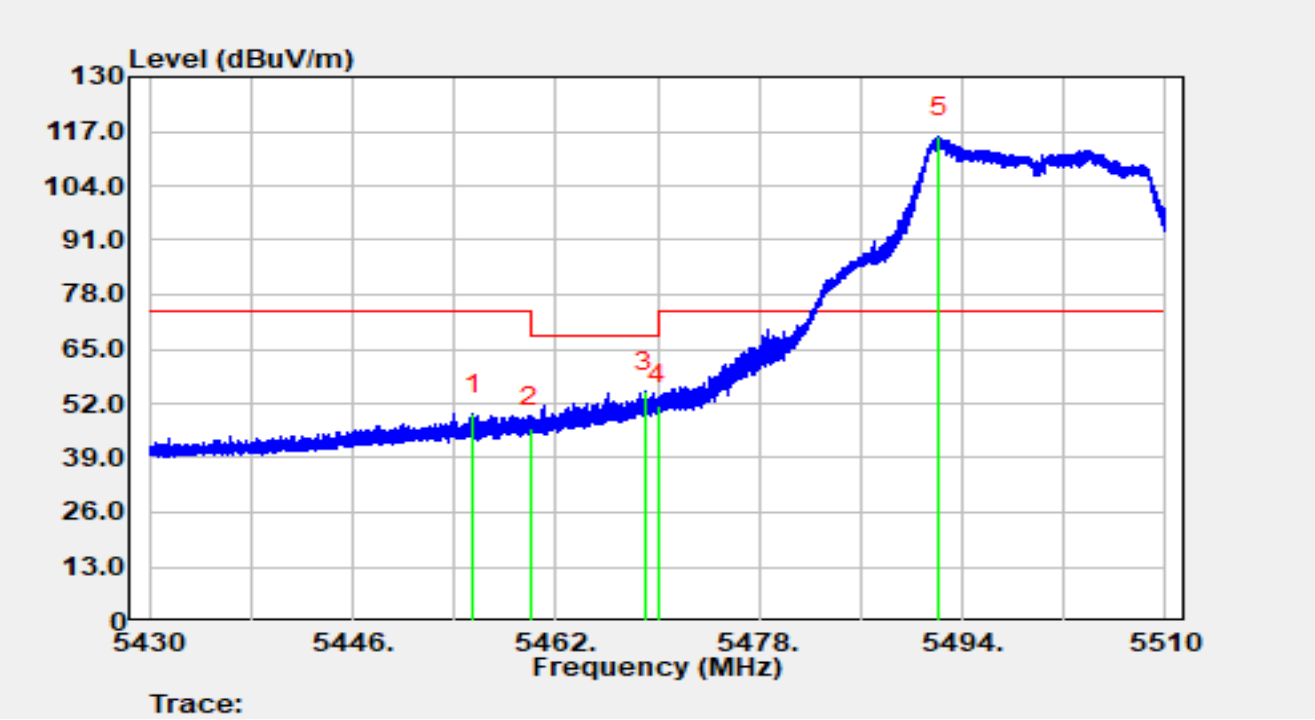

No	Mark	Frequency (MHz)	Reading (dBμV)	C.F (dB/m)	Measurement (dBμV/m)	Margin (dB)	Limit (dBμV/m)	Detector
1		5455.440	50.93	-1.39	49.54	-24.46	74.00	Peak
2		5460.000	47.23	-1.09	46.15	-22.05	68.20	Peak
3	*	5469.024	54.37	0.37	54.74	-13.46	68.20	Peak
4		5470.000	51.05	0.57	51.62	-16.58	68.20	Peak
5		5492.120	68.31	47.29	115.60	N/A	N/A	Peak

Notes:

1. " * " indicates the worst-case emission level observed during the measurement.
2. C.F (dB/m) = Antenna Factor (dB/m) + Cable Loss (dB) + Attenuation (dB) - AMP (dB).
3. Measurement (dBμV/m) = Reading (dBμV) + C.F (dB/m).

Site	SIP-AC2	Test Date	2025-08-03
Temperature	24.2 °C	Humidity	66.9%
Limit	FCC_Part15_Band Edge(3 m)	Test Engineer	Justin Guo
Factor	BBHA 9120D_02042	Polarity	Horizontal
EUT	OmniAccess Stellar (AP571e)	Test Voltage	By PoE
Test Mode	Transmit by 802.11ac-VHT20 at 5500 MHz		

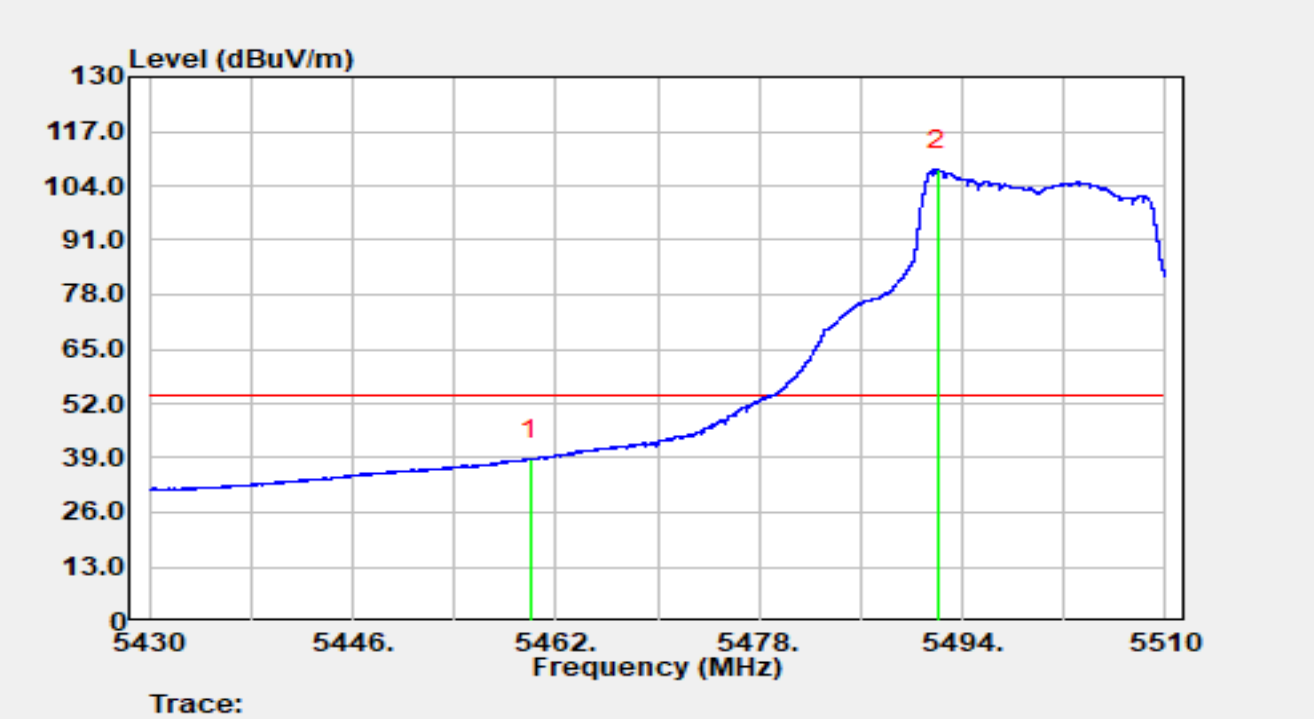

No	Mark	Frequency (MHz)	Reading (dBμV)	C.F (dB/m)	Measurement (dBμV/m)	Margin (dB)	Limit (dBμV/m)	Detector
1	*	5460.000	39.68	-1.09	38.59	-15.41	54.00	Average
2		5492.072	60.49	47.29	107.78	N/A	N/A	Average

Notes:

1. " * " indicates the worst-case emission level observed during the measurement.
2. C.F (dB/m) = Antenna Factor (dB/m) + Cable Loss (dB) + Attenuation (dB) - AMP (dB).
3. Measurement (dBμV/m) = Reading (dBμV) + C.F (dB/m).

Site	SIP-AC2	Test Date	2025-08-03
Temperature	24.2 °C	Humidity	66.9%
Limit	FCC_Part15_Band Edge(3 m)	Test Engineer	Justin Guo
Factor	BBHA 9120D_02042	Polarity	Vertical
EUT	OmniAccess Stellar (AP571e)	Test Voltage	By PoE
Test Mode	Transmit by 802.11ac-VHT20 at 5500 MHz		

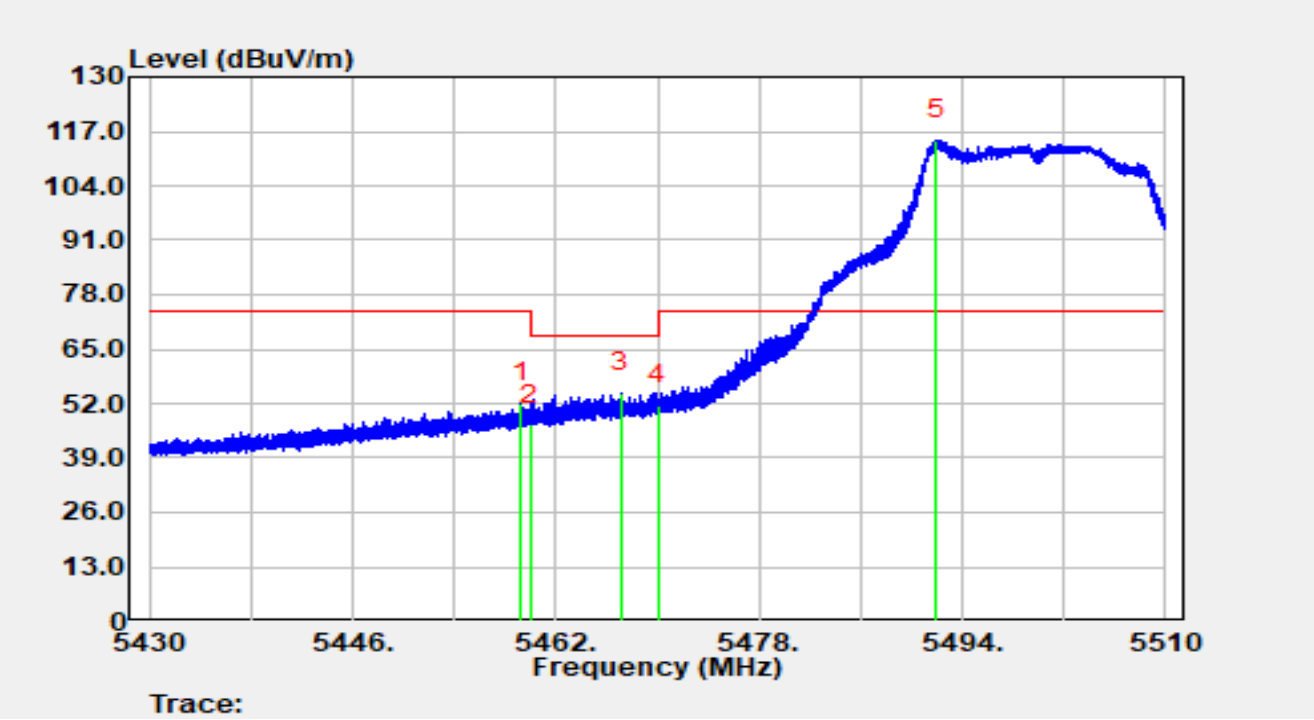

No	Mark	Frequency (MHz)	Reading (dBμV)	C.F (dB/m)	Measurement (dBμV/m)	Margin (dB)	Limit (dBμV/m)	Detector
1		5459.280	53.20	-1.15	52.04	-21.96	74.00	Peak
2		5460.000	48.11	-1.09	47.02	-21.18	68.20	Peak
3	*	5467.144	54.73	-0.12	54.62	-13.58	68.20	Peak
4		5470.000	51.02	0.57	51.60	-16.60	68.20	Peak
5		5492.000	67.60	47.28	114.88	N/A	N/A	Peak

Notes:

1. " * " indicates the worst-case emission level observed during the measurement.
2. C.F (dB/m) = Antenna Factor (dB/m) + Cable Loss (dB) + Attenuation (dB) - AMP (dB).
3. Measurement (dBμV/m) = Reading (dBμV) + C.F (dB/m).

Site	SIP-AC2	Test Date	2025-08-03
Temperature	24.2 °C	Humidity	66.9%
Limit	FCC_Part15_Band Edge(3 m)	Test Engineer	Justin Guo
Factor	BBHA 9120D_02042	Polarity	Vertical
EUT	OmniAccess Stellar (AP571e)	Test Voltage	By PoE
Test Mode	Transmit by 802.11ac-VHT20 at 5500 MHz		

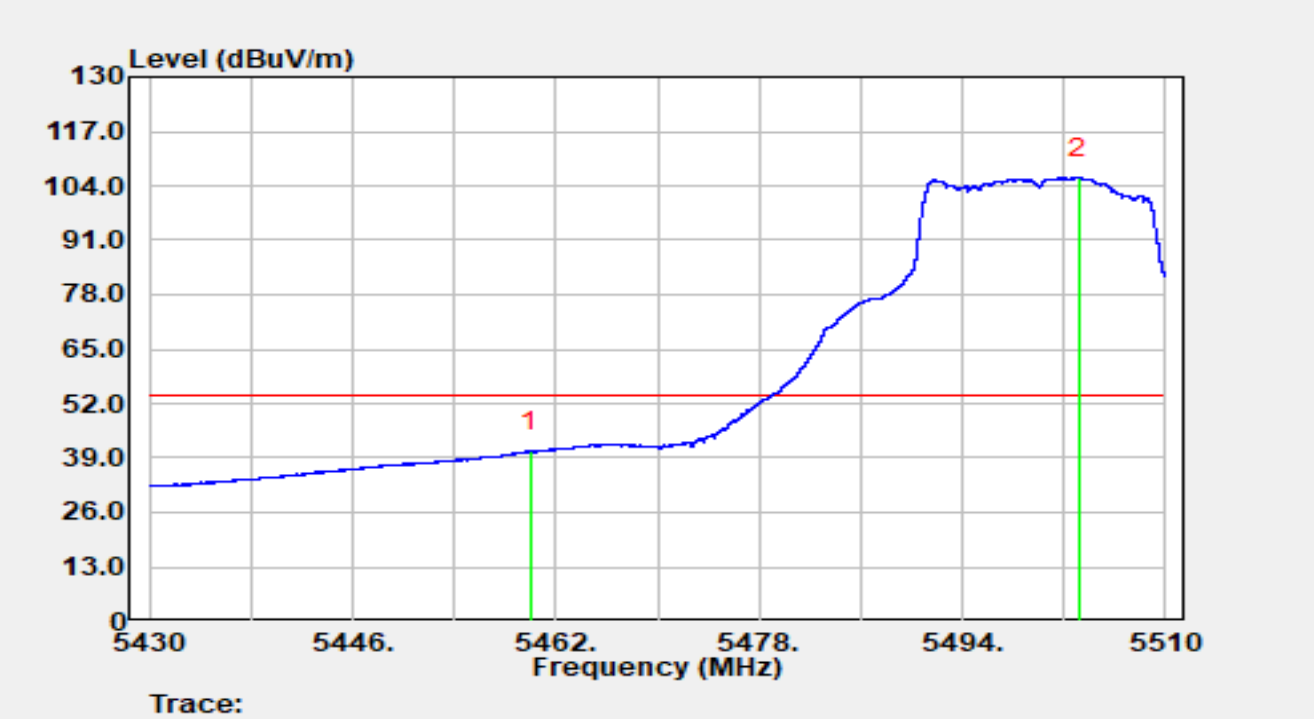

No	Mark	Frequency (MHz)	Reading (dBμV)	C.F (dB/m)	Measurement (dBμV/m)	Margin (dB)	Limit (dBμV/m)	Detector
1	*	5460.000	41.62	-1.09	40.53	-13.47	54.00	Average
2		5503.152	61.43	44.46	105.89	N/A	N/A	Average

Notes:

1. " * " indicates the worst-case emission level observed during the measurement.
2. C.F (dB/m) = Antenna Factor (dB/m) + Cable Loss (dB) + Attenuation (dB) - AMP (dB).
3. Measurement (dBμV/m) = Reading (dBμV) + C.F (dB/m).

Site	SIP-AC2	Test Date	2025-08-03
Temperature	24.2 °C	Humidity	66.9%
Limit	FCC_Part15_Band Edge(3 m)	Test Engineer	Justin Guo
Factor	BBHA 9120D_02042	Polarity	Horizontal
EUT	OmniAccess Stellar (AP571e)	Test Voltage	By PoE
Test Mode	Transmit by 802.11ac-VHT20 at 5700 MHz		

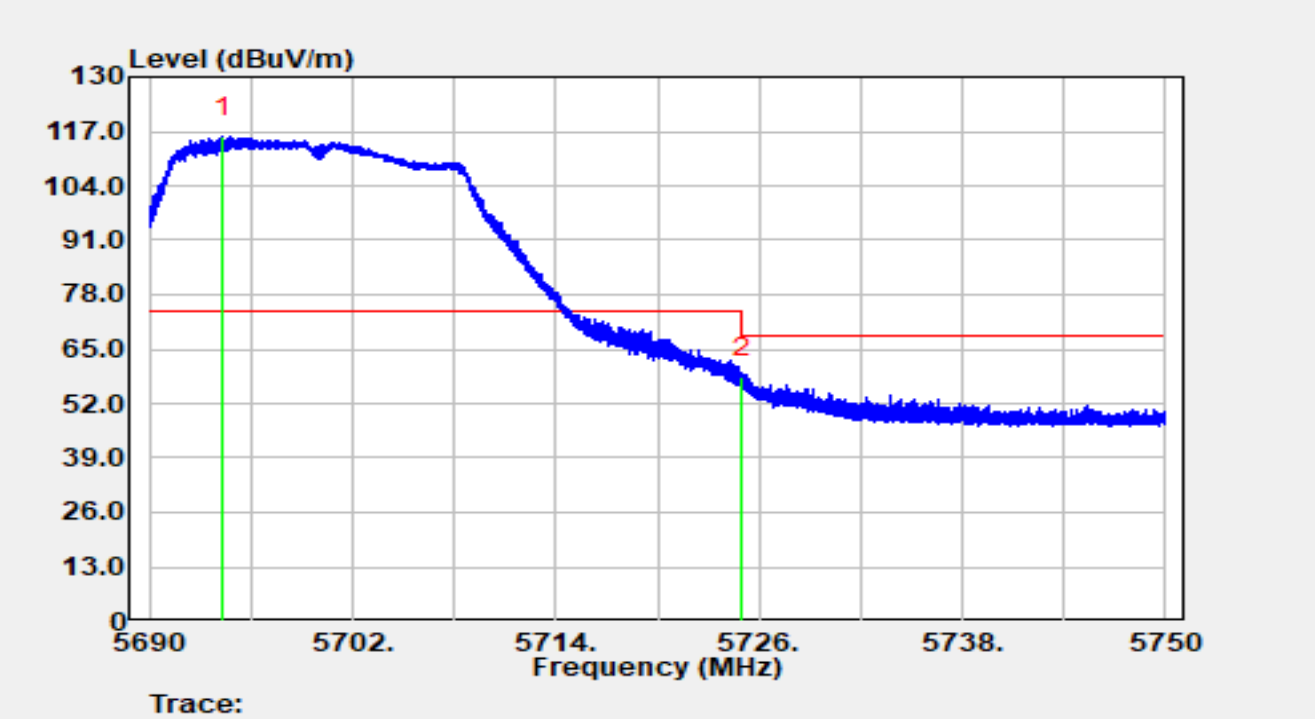

No	Mark	Frequency (MHz)	Reading (dBμV)	C.F (dB/m)	Measurement (dBμV/m)	Margin (dB)	Limit (dBμV/m)	Detector
1		5694.308	69.74	45.90	115.64	N/A	N/A	Peak
2	*	5725.000	55.58	2.78	58.36	-9.84	68.20	Peak

Notes:

1. " * " indicates the worst-case emission level observed during the measurement.
2. C.F (dB/m) = Antenna Factor (dB/m) + Cable Loss (dB) + Attenuation (dB) - AMP (dB).
3. Measurement (dBμV/m) = Reading (dBμV) + C.F (dB/m).

Site	SIP-AC2	Test Date	2025-08-03
Temperature	24.2 °C	Humidity	66.9%
Limit	FCC_Part15_Band Edge(3 m)	Test Engineer	Justin Guo
Factor	BBHA 9120D_02042	Polarity	Vertical
EUT	OmniAccess Stellar (AP571e)	Test Voltage	By PoE
Test Mode	Transmit by 802.11ac-VHT20 at 5700 MHz		

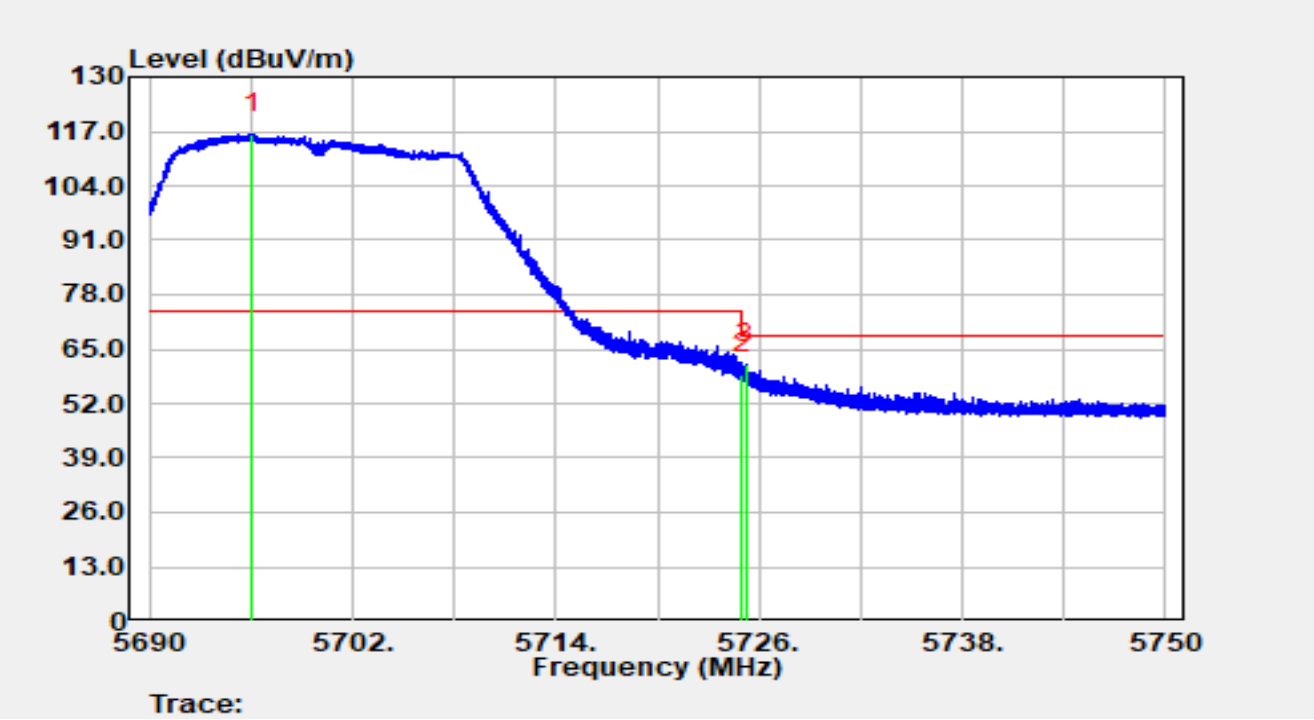

No	Mark	Frequency (MHz)	Reading (dBμV)	C.F (dB/m)	Measurement (dBμV/m)	Margin (dB)	Limit (dBμV/m)	Detector
1		5696.108	72.14	44.33	116.47	N/A	N/A	Peak
2		5725.000	56.25	2.78	59.04	-9.16	68.20	Peak
3	*	5725.232	58.85	2.64	61.49	-6.71	68.20	Peak

Notes:

1. " * " indicates the worst-case emission level observed during the measurement.
2. C.F (dB/m) = Antenna Factor (dB/m) + Cable Loss (dB) + Attenuation (dB) - AMP (dB).
3. Measurement (dBμV/m) = Reading (dBμV) + C.F (dB/m).

Site	SIP-AC2	Test Date	2025-08-03
Temperature	24.2 °C	Humidity	66.9%
Limit	FCC_Part 15.407_Band Edge(3 m)	Test Engineer	Mero Zhou
Factor	BBHA 9120D_02042	Polarity	Horizontal
EUT	OmniAccess Stellar (AP571e)	Test Voltage	By PoE
Test Mode	Transmit by 802.11ac-VHT20 at 5745 MHz		

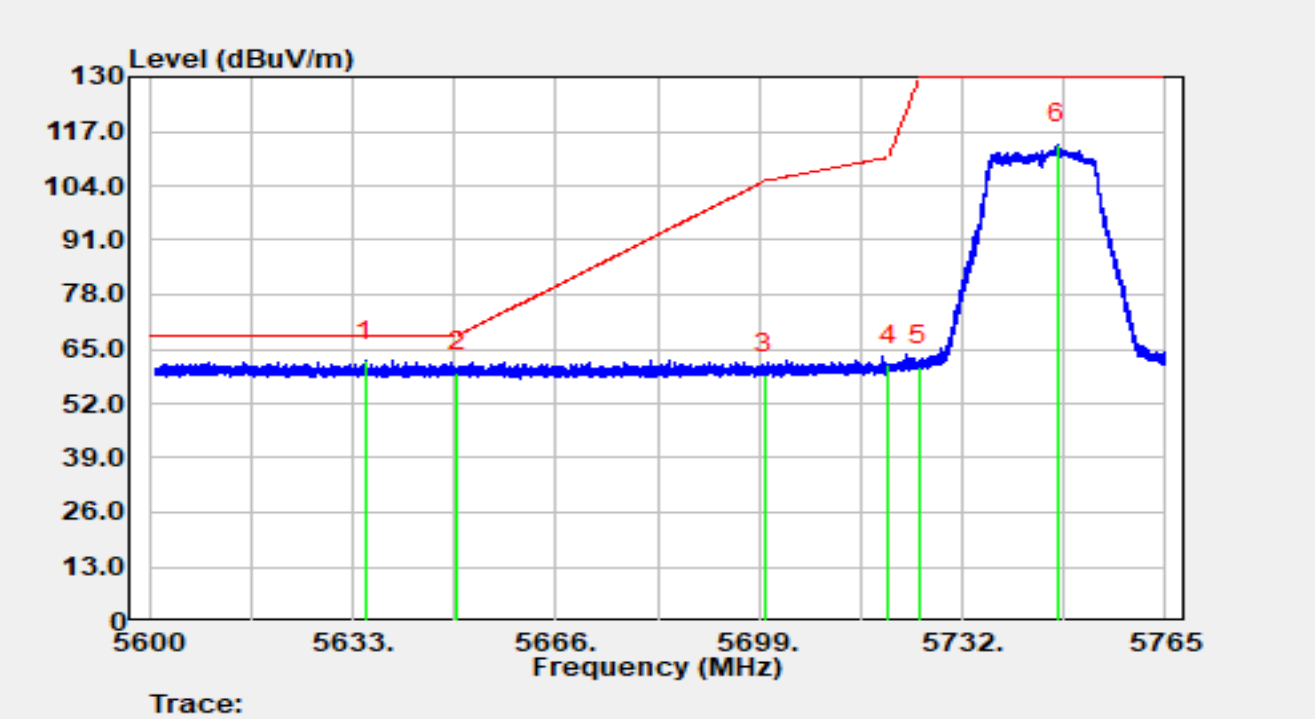

No	Mark	Frequency (MHz)	Reading (dBμV)	C.F (dB/m)	Measurement (dBμV/m)	Margin (dB)	Limit (dBμV/m)	Detector
1	*	5634.964	65.61	-3.33	62.27	-5.93	68.20	Peak
2		5650.000	62.80	-3.39	59.41	-8.79	68.20	Peak
3		5700.000	62.45	-3.36	59.09	-46.11	105.20	Peak
4		5720.000	64.51	-3.24	61.28	-49.52	110.80	Peak
5		5725.000	64.25	-3.21	61.04	-68.96	130.00	Peak
6		5747.436	117.03	-3.19	113.84	N/A	N/A	Peak

Notes:

1. " * " indicates the worst-case emission level observed during the measurement.
2. C.F (dB/m) = Antenna Factor (dB/m) + Cable Loss (dB) + Attenuation (dB) - AMP (dB).
3. Measurement (dBμV/m) = Reading (dBμV) + C.F (dB/m).

Site	SIP-AC2	Test Date	2025-08-03
Temperature	24.2 °C	Humidity	66.9%
Limit	FCC_Part 15.407_Band Edge(3 m)	Test Engineer	Mero Zhou
Factor	BBHA 9120D_02042	Polarity	Vertical
EUT	OmniAccess Stellar (AP571e)	Test Voltage	By PoE
Test Mode	Transmit by 802.11ac-VHT20 at 5745 MHz		

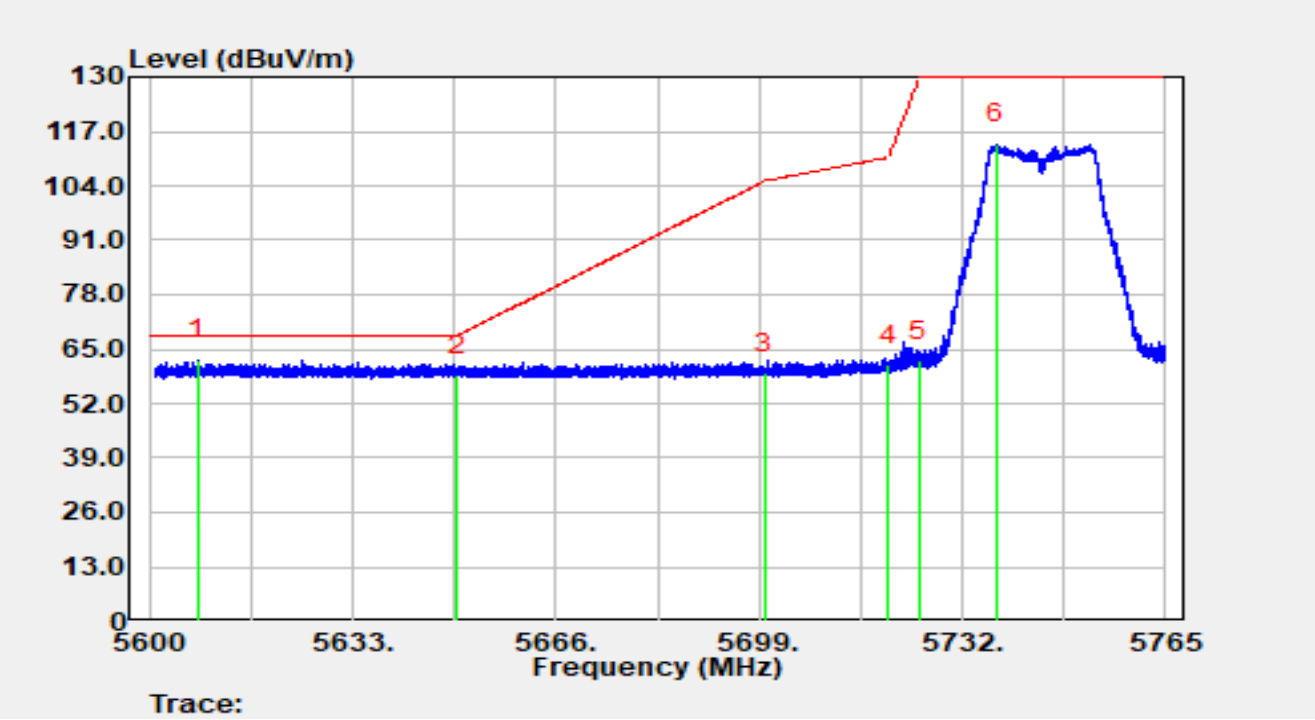

No	Mark	Frequency (MHz)	Reading (dBμV)	C.F (dB/m)	Measurement (dBμV/m)	Margin (dB)	Limit (dBμV/m)	Detector
1	*	5607.773	65.62	-3.26	62.37	-5.83	68.20	Peak
2		5650.000	62.19	-3.39	58.80	-9.40	68.20	Peak
3		5700.000	62.63	-3.36	59.27	-45.93	105.20	Peak
4		5720.000	64.41	-3.24	61.17	-49.63	110.80	Peak
5		5725.000	65.34	-3.21	62.13	-67.87	130.00	Peak
6		5737.399	117.08	-3.16	113.92	N/A	N/A	Peak

Notes:

1. " * " indicates the worst-case emission level observed during the measurement.
2. C.F (dB/m) = Antenna Factor (dB/m) + Cable Loss (dB) + Attenuation (dB) - AMP (dB).
3. Measurement (dBμV/m) = Reading (dBμV) + C.F (dB/m).

Site	SIP-AC2	Test Date	2025-08-03
Temperature	24.2 °C	Humidity	66.9%
Limit	FCC_Part 15.407_Band Edge(3 m)	Test Engineer	Mero Zhou
Factor	BBHA 9120D_02042	Polarity	Horizontal
EUT	OmniAccess Stellar (AP571e)	Test Voltage	By PoE
Test Mode	Transmit by 802.11ac-VHT20 at 5825 MHz		

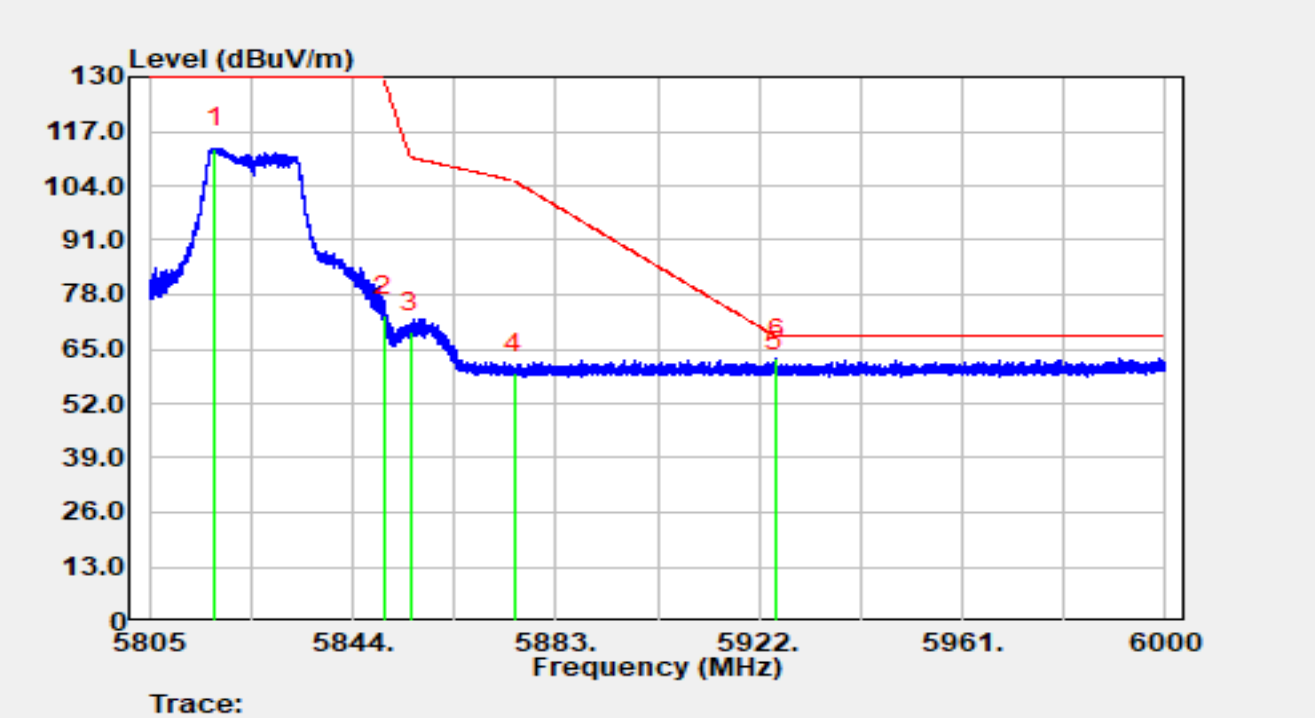

No	Mark	Frequency (MHz)	Reading (dBμV)	C.F (dB/m)	Measurement (dBμV/m)	Margin (dB)	Limit (dBμV/m)	Detector
1		5817.480	115.92	-2.91	113.02	N/A	N/A	Peak
2		5850.000	75.83	-2.82	73.01	-56.99	130.00	Peak
3		5855.000	71.82	-2.71	69.11	-41.69	110.80	Peak
4		5875.000	62.04	-2.82	59.22	-45.98	105.20	Peak
5		5925.000	62.04	-2.64	59.40	-8.80	68.20	Peak
6	*	5925.393	65.41	-2.65	62.76	-5.44	68.20	Peak

Notes:

1. " * " indicates the worst-case emission level observed during the measurement.
2. C.F (dB/m) = Antenna Factor (dB/m) + Cable Loss (dB) + Attenuation (dB) - AMP (dB).
3. Measurement (dBμV/m) = Reading (dBμV) + C.F (dB/m).

Site	SIP-AC2	Test Date	2025-08-03
Temperature	24.2 °C	Humidity	66.9%
Limit	FCC_Part 15.407_Band Edge(3 m)	Test Engineer	Mero Zhou
Factor	BBHA 9120D_02042	Polarity	Vertical
EUT	OmniAccess Stellar (AP571e)	Test Voltage	By PoE
Test Mode	Transmit by 802.11ac-VHT20 at 5825 MHz		

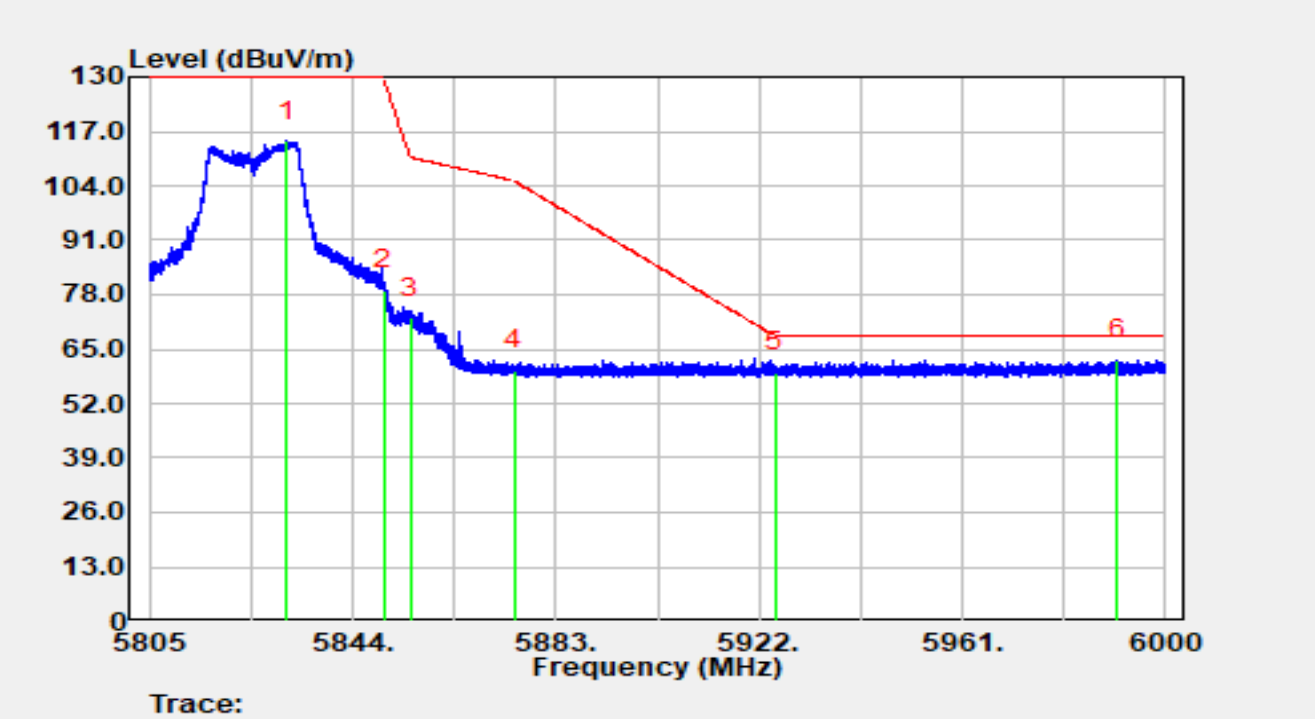

No	Mark	Frequency (MHz)	Reading (dBμV)	C.F (dB/m)	Measurement (dBμV/m)	Margin (dB)	Limit (dBμV/m)	Detector
1		5831.247	117.67	-3.04	114.63	N/A	N/A	Peak
2		5850.000	81.91	-2.82	79.09	-50.91	130.00	Peak
3		5855.000	75.22	-2.71	72.51	-38.29	110.80	Peak
4		5875.000	62.85	-2.82	60.03	-45.17	105.20	Peak
5		5925.000	62.20	-2.64	59.55	-8.65	68.20	Peak
6	*	5990.640	64.97	-2.50	62.47	-5.73	68.20	Peak

Notes:

1. " * " indicates the worst-case emission level observed during the measurement.
2. C.F (dB/m) = Antenna Factor (dB/m) + Cable Loss (dB) + Attenuation (dB) - AMP (dB).
3. Measurement (dBμV/m) = Reading (dBμV) + C.F (dB/m).

Site	SIP-AC2	Test Date	2025-08-03
Temperature	24.2 °C	Humidity	66.9%
Limit	FCC_Part15_Band Edge(3 m)	Test Engineer	Justin Guo
Factor	BBHA 9120D_02042	Polarity	Horizontal
EUT	OmniAccess Stellar (AP571e)	Test Voltage	By PoE
Test Mode	Transmit by 802.11ac-VHT40 at 5510 MHz		

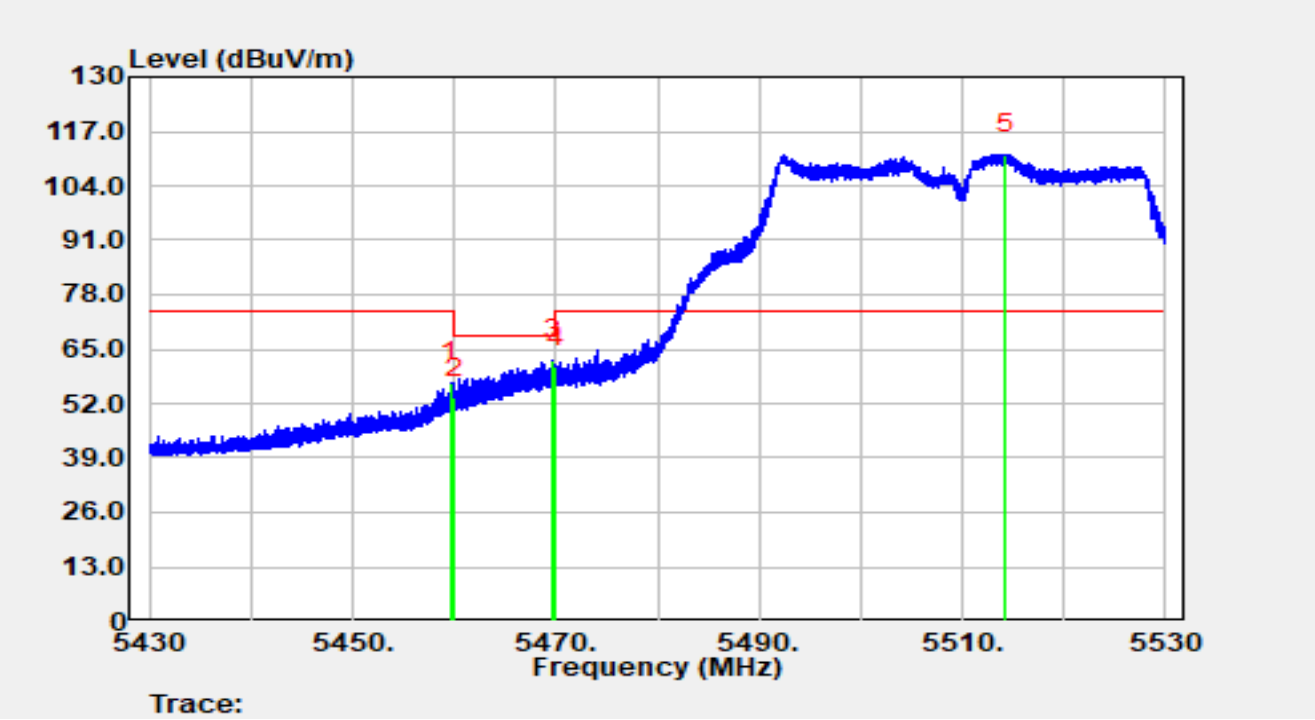

No	Mark	Frequency (MHz)	Reading (dBμV)	C.F (dB/m)	Measurement (dBμV/m)	Margin (dB)	Limit (dBμV/m)	Detector
1		5459.580	58.09	-1.12	56.97	-17.03	74.00	Peak
2		5460.000	54.37	-1.09	53.29	-14.91	68.20	Peak
3	*	5469.710	61.94	0.52	62.47	-5.73	68.20	Peak
4		5470.000	60.18	0.57	60.75	-7.45	68.20	Peak
5		5514.270	66.30	45.29	111.59	N/A	N/A	Peak

Notes:

1. " * " indicates the worst-case emission level observed during the measurement.
2. C.F (dB/m) = Antenna Factor (dB/m) + Cable Loss (dB) + Attenuation (dB) - AMP (dB).
3. Measurement (dBμV/m) = Reading (dBμV) + C.F (dB/m).

Site	SIP-AC2	Test Date	2025-08-03
Temperature	24.2 °C	Humidity	66.9%
Limit	FCC_Part15_Band Edge(3 m)	Test Engineer	Justin Guo
Factor	BBHA 9120D_02042	Polarity	Horizontal
EUT	OmniAccess Stellar (AP571e)	Test Voltage	By PoE
Test Mode	Transmit by 802.11ac-VHT40 at 5510 MHz		

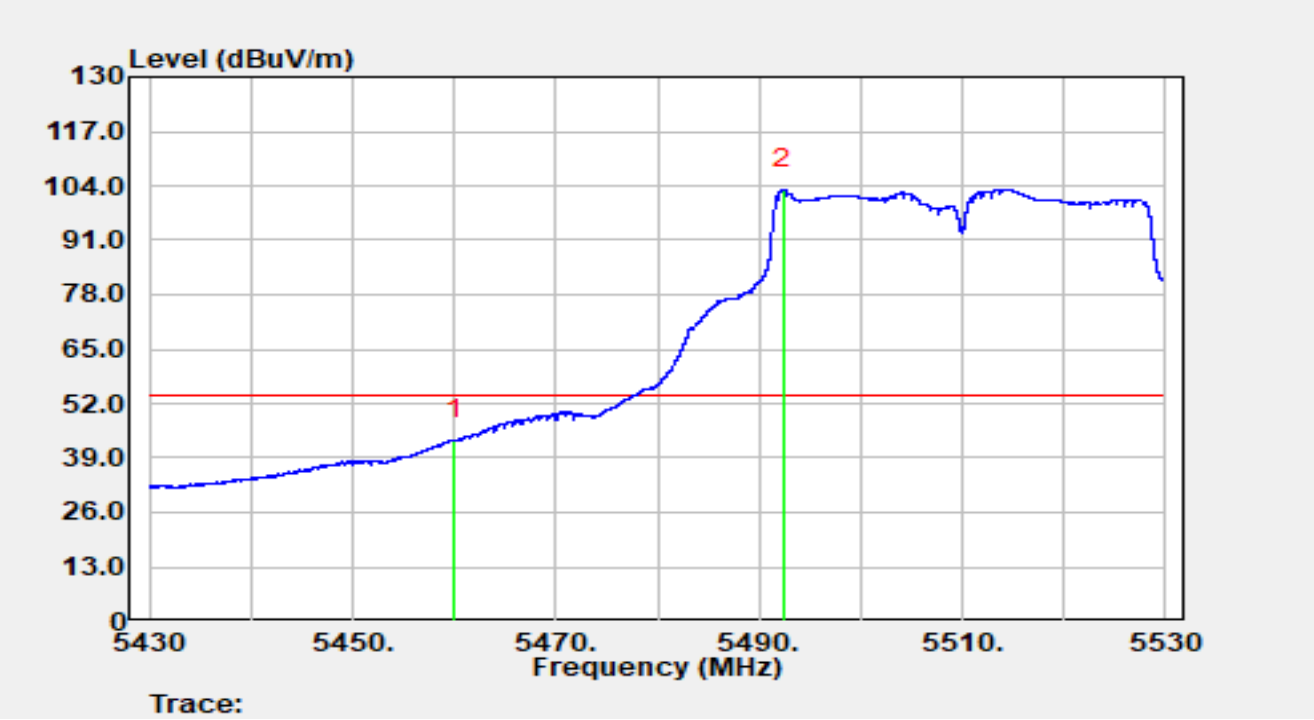

No	Mark	Frequency (MHz)	Reading (dBμV)	C.F (dB/m)	Measurement (dBμV/m)	Margin (dB)	Limit (dBμV/m)	Detector
1	*	5460.000	44.28	-1.09	43.19	-10.81	54.00	Average
2		5492.380	55.77	47.30	103.07	N/A	N/A	Average

Notes:

1. " * " indicates the worst-case emission level observed during the measurement.
2. C.F (dB/m) = Antenna Factor (dB/m) + Cable Loss (dB) + Attenuation (dB) - AMP (dB).
3. Measurement (dBμV/m) = Reading (dBμV) + C.F (dB/m).

Site	SIP-AC2	Test Date	2025-08-03
Temperature	24.2 °C	Humidity	66.9%
Limit	FCC_Part15_Band Edge(3 m)	Test Engineer	Justin Guo
Factor	BBHA 9120D_02042	Polarity	Vertical
EUT	OmniAccess Stellar (AP571e)	Test Voltage	By PoE
Test Mode	Transmit by 802.11ac-VHT40 at 5510 MHz		

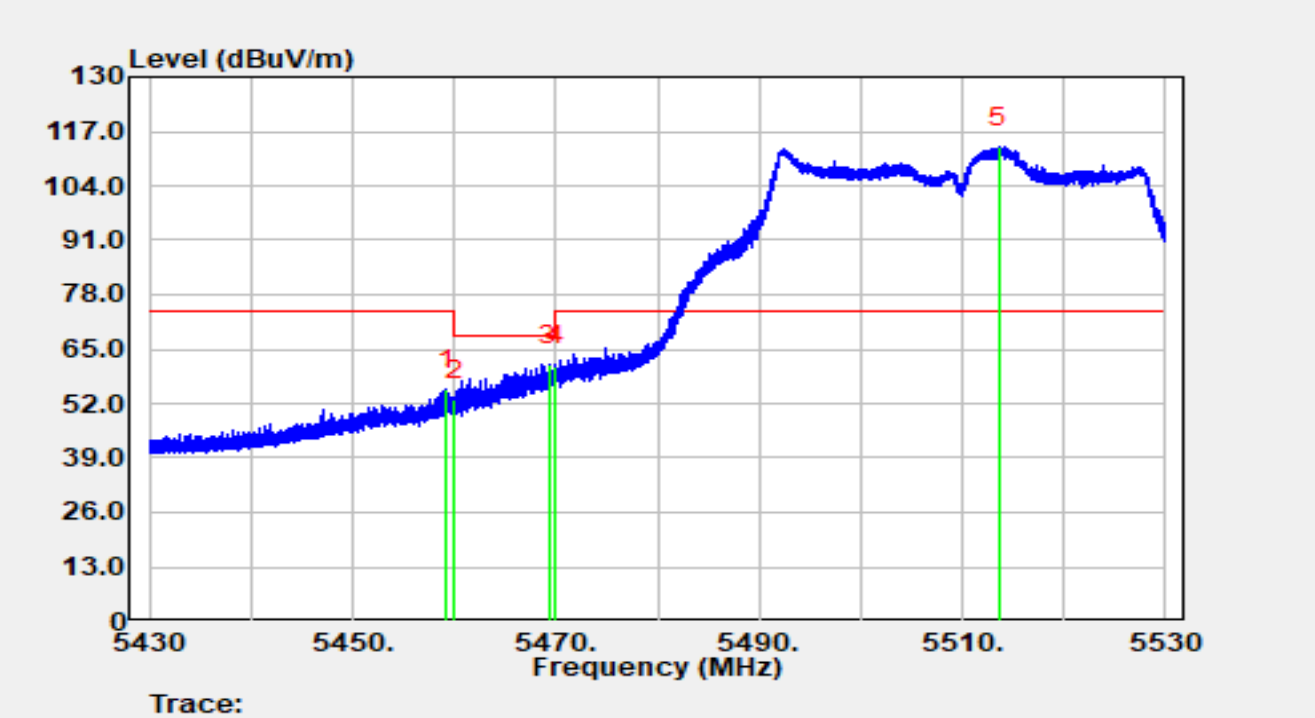

No	Mark	Frequency (MHz)	Reading (dBμV)	C.F (dB/m)	Measurement (dBμV/m)	Margin (dB)	Limit (dBμV/m)	Detector
1		5459.210	56.50	-1.16	55.34	-18.66	74.00	Peak
2		5460.000	54.06	-1.09	52.97	-15.23	68.20	Peak
3	*	5469.320	60.79	0.48	61.26	-6.94	68.20	Peak
4		5470.000	60.43	0.57	61.00	-7.20	68.20	Peak
5		5513.660	68.83	44.47	113.30	N/A	N/A	Peak

Notes:

1. " * " indicates the worst-case emission level observed during the measurement.
2. C.F (dB/m) = Antenna Factor (dB/m) + Cable Loss (dB) + Attenuation (dB) - AMP (dB).
3. Measurement (dBμV/m) = Reading (dBμV) + C.F (dB/m).

Site	SIP-AC2	Test Date	2025-08-03
Temperature	24.2 °C	Humidity	66.9%
Limit	FCC_Part15_Band Edge(3 m)	Test Engineer	Justin Guo
Factor	BBHA 9120D_02042	Polarity	Vertical
EUT	OmniAccess Stellar (AP571e)	Test Voltage	By PoE
Test Mode	Transmit by 802.11ac-VHT40 at 5510 MHz		

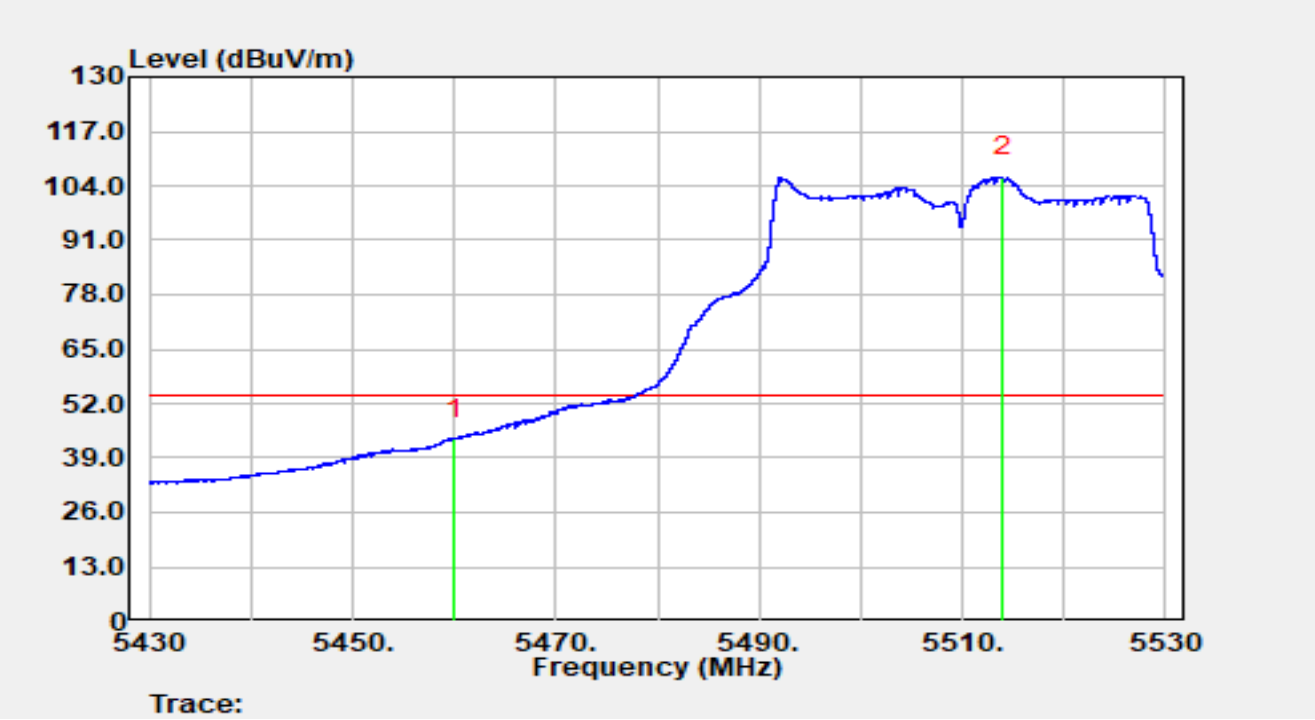

No	Mark	Frequency (MHz)	Reading (dBμV)	C.F (dB/m)	Measurement (dBμV/m)	Margin (dB)	Limit (dBμV/m)	Detector
1	*	5460.000	44.62	-1.09	43.54	-10.46	54.00	Average
2		5513.990	61.09	44.96	106.05	N/A	N/A	Average

Notes:

1. " * " indicates the worst-case emission level observed during the measurement.
2. C.F (dB/m) = Antenna Factor (dB/m) + Cable Loss (dB) + Attenuation (dB) - AMP (dB).
3. Measurement (dBμV/m) = Reading (dBμV) + C.F (dB/m).

Site	SIP-AC2	Test Date	2025-08-03
Temperature	24.2 °C	Humidity	66.9%
Limit	FCC_Part15_Band Edge(3 m)	Test Engineer	Justin Guo
Factor	BBHA 9120D_02042	Polarity	Horizontal
EUT	OmniAccess Stellar (AP571e)	Test Voltage	By PoE
Test Mode	Transmit by 802.11ac-VHT40 at 5670 MHz		

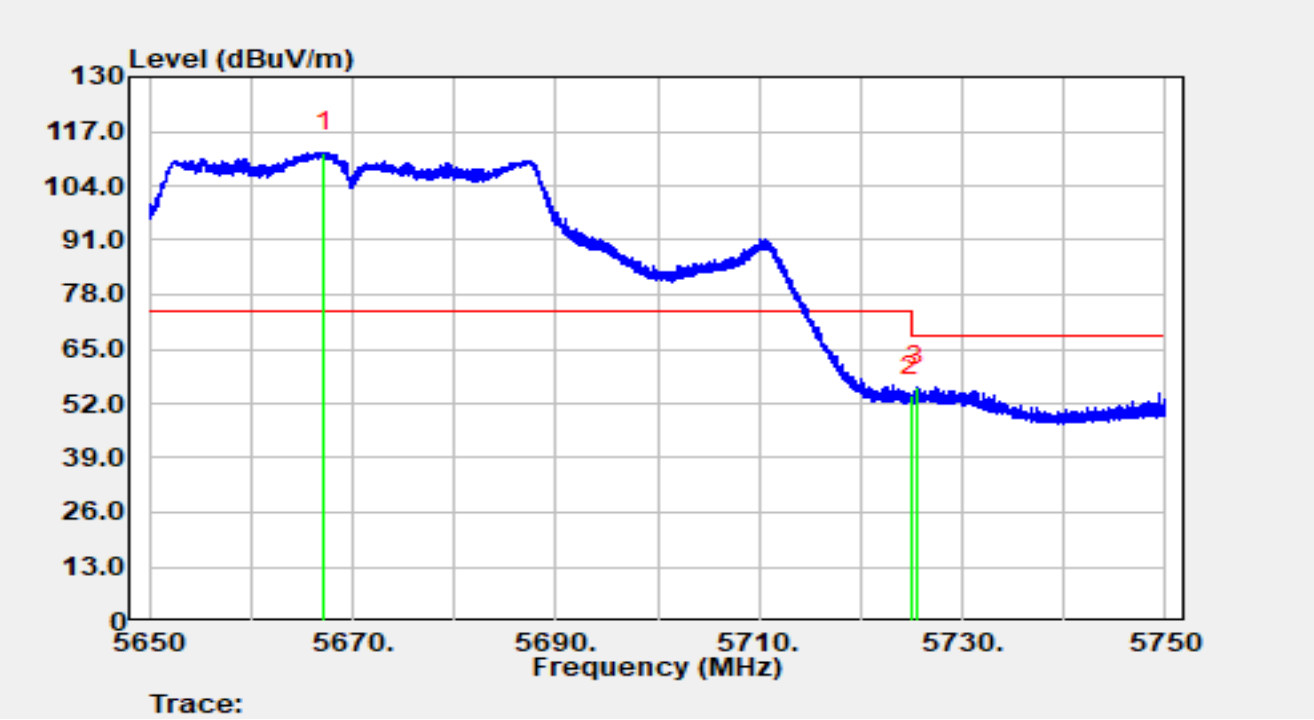

No	Mark	Frequency (MHz)	Reading (dBμV)	C.F (dB/m)	Measurement (dBμV/m)	Margin (dB)	Limit (dBμV/m)	Detector
1		5667.230	64.19	47.85	112.04	N/A	N/A	Peak
2		5725.000	50.99	2.78	53.77	-14.43	68.20	Peak
3	*	5725.430	53.57	2.54	56.11	-12.09	68.20	Peak

Notes:

1. " * " indicates the worst-case emission level observed during the measurement.
2. C.F (dB/m) = Antenna Factor (dB/m) + Cable Loss (dB) + Attenuation (dB) - AMP (dB).
3. Measurement (dBμV/m) = Reading (dBμV) + C.F (dB/m).

Site	SIP-AC2	Test Date	2025-08-03
Temperature	24.2 °C	Humidity	66.9%
Limit	FCC_Part15_Band Edge(3 m)	Test Engineer	Justin Guo
Factor	BBHA 9120D_02042	Polarity	Vertical
EUT	OmniAccess Stellar (AP571e)	Test Voltage	By PoE
Test Mode	Transmit by 802.11ac-VHT40 at 5670 MHz		

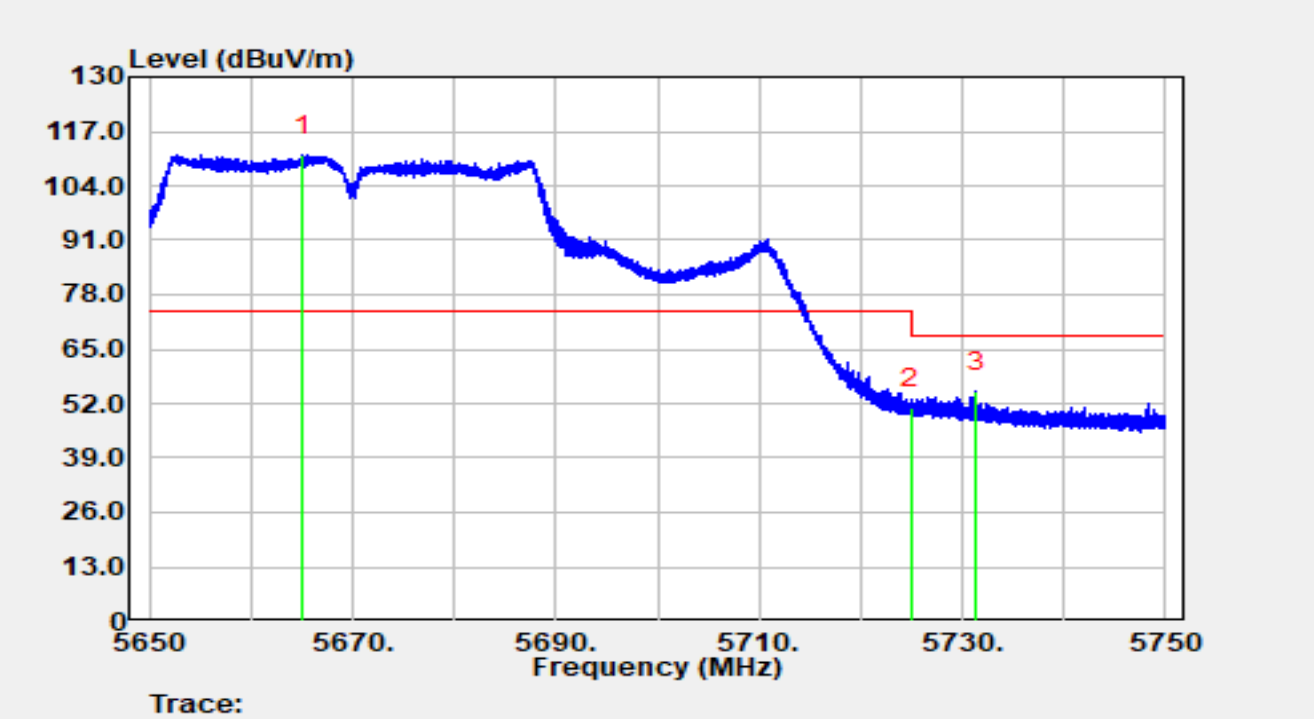

No	Mark	Frequency (MHz)	Reading (dBμV)	C.F (dB/m)	Measurement (dBμV/m)	Margin (dB)	Limit (dBμV/m)	Detector
1		5665.110	66.44	44.78	111.22	N/A	N/A	Peak
2		5725.000	48.13	2.78	50.91	-17.29	68.20	Peak
3	*	5731.310	54.18	0.66	54.84	-13.36	68.20	Peak

Notes:

1. " * " indicates the worst-case emission level observed during the measurement.
2. C.F (dB/m) = Antenna Factor (dB/m) + Cable Loss (dB) + Attenuation (dB) - AMP (dB).
3. Measurement (dBμV/m) = Reading (dBμV) + C.F (dB/m).

Site	SIP-AC2	Test Date	2025-08-03
Temperature	24.2 °C	Humidity	66.9%
Limit	FCC_Part 15.407_Band Edge(3 m)	Test Engineer	Mero Zhou
Factor	BBHA 9120D_02042	Polarity	Horizontal
EUT	OmniAccess Stellar (AP571e)	Test Voltage	By PoE
Test Mode	Transmit by 802.11ac-VHT40 at 5755 MHz		

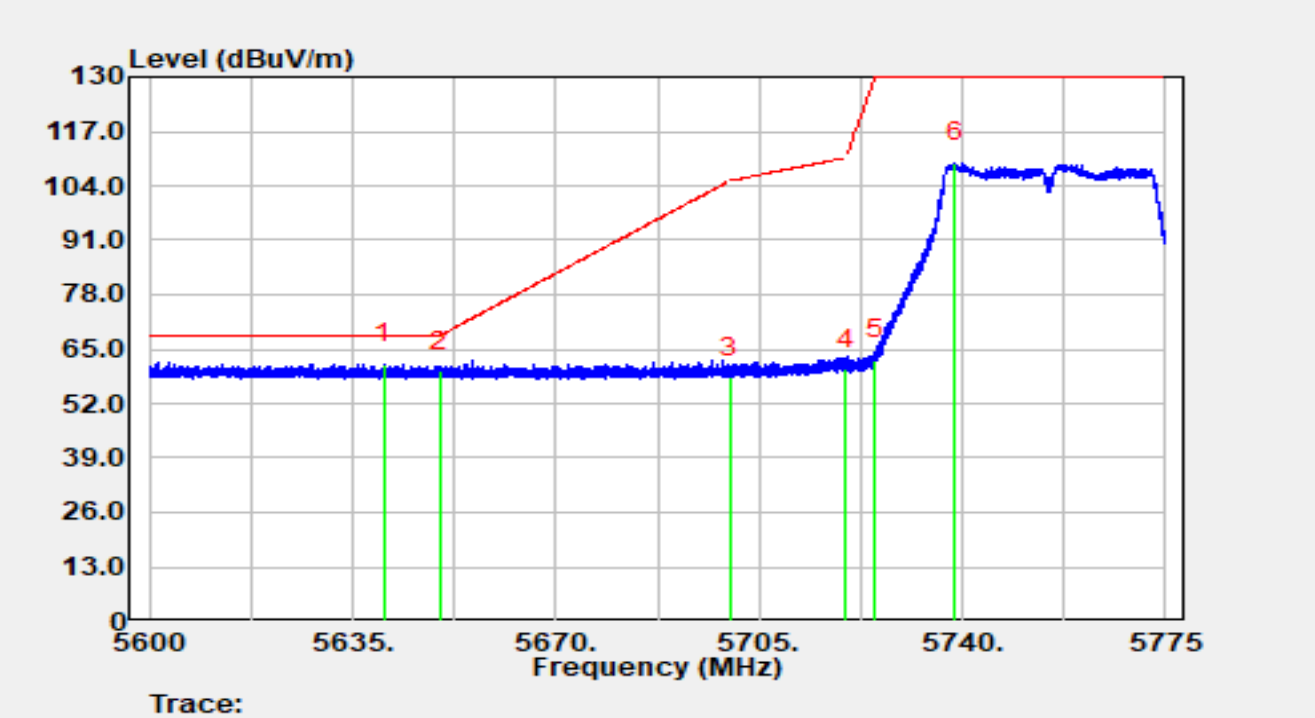

No	Mark	Frequency (MHz)	Reading (dBμV)	C.F (dB/m)	Measurement (dBμV/m)	Margin (dB)	Limit (dBμV/m)	Detector
1	*	5640.495	64.75	-3.31	61.45	-6.75	68.20	Peak
2		5650.000	63.14	-3.39	59.75	-8.45	68.20	Peak
3		5700.000	61.54	-3.36	58.18	-47.02	105.20	Peak
4		5720.000	63.44	-3.24	60.21	-50.59	110.80	Peak
5		5725.000	65.75	-3.21	62.54	-67.46	130.00	Peak
N/A	N/A	N/A	N/A	N/A	N/A	N/A	N/A	N/A

Notes:

1. " * " indicates the worst-case emission level observed during the measurement.
2. C.F (dB/m) = Antenna Factor (dB/m) + Cable Loss (dB) + Attenuation (dB) - AMP (dB).
3. Measurement (dBμV/m) = Reading (dBμV) + C.F (dB/m).

Site	SIP-AC2	Test Date	2025-08-03
Temperature	24.2 °C	Humidity	66.9%
Limit	FCC_Part 15.407_Band Edge(3 m)	Test Engineer	Mero Zhou
Factor	BBHA 9120D_02042	Polarity	Vertical
EUT	OmniAccess Stellar (AP571e)	Test Voltage	By PoE
Test Mode	Transmit by 802.11ac-VHT40 at 5755 MHz		

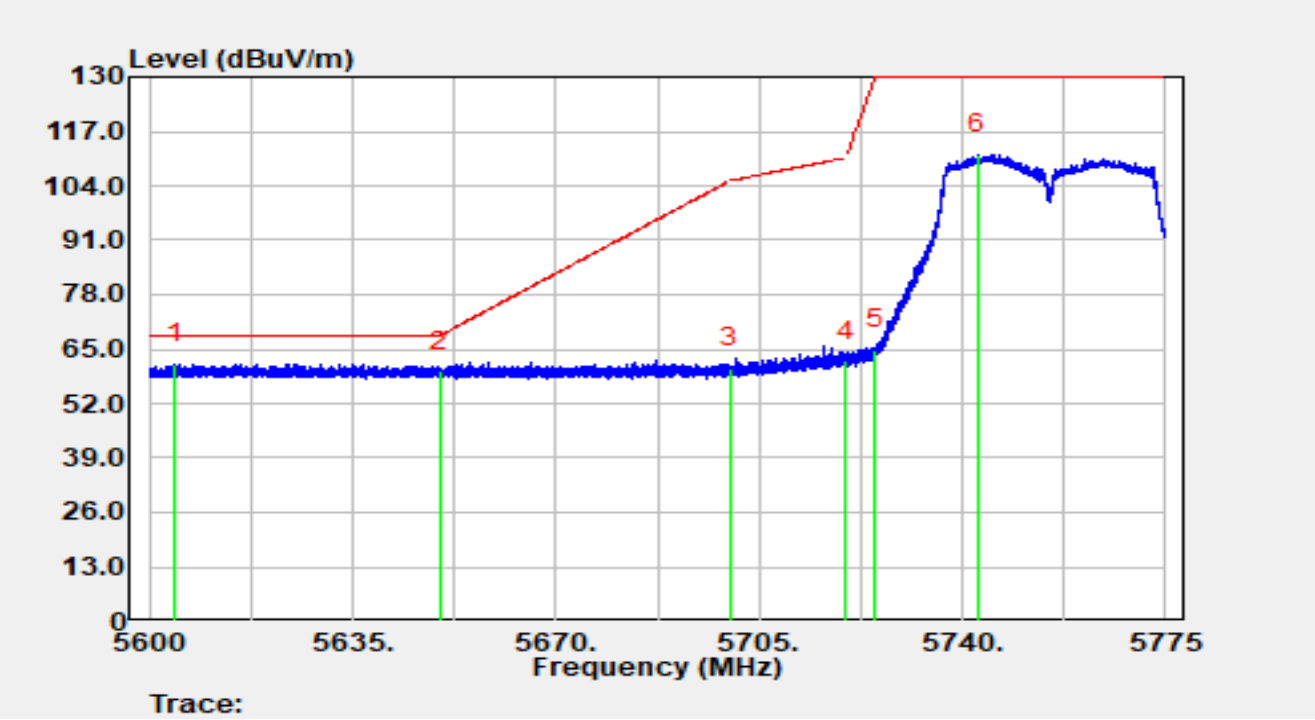

No	Mark	Frequency (MHz)	Reading (dBμV)	C.F (dB/m)	Measurement (dBμV/m)	Margin (dB)	Limit (dBμV/m)	Detector
1	*	5604.515	64.84	-3.31	61.53	-6.67	68.20	Peak
2		5650.000	63.21	-3.39	59.82	-8.38	68.20	Peak
3		5700.000	63.72	-3.36	60.35	-44.85	105.20	Peak
4		5720.000	65.33	-3.24	62.09	-48.71	110.80	Peak
5		5725.000	67.97	-3.21	64.76	-65.24	130.00	Peak
6		5742.695	114.54	-3.13	111.41	N/A	N/A	Peak

Notes:

1. " * " indicates the worst-case emission level observed during the measurement.
2. C.F (dB/m) = Antenna Factor (dB/m) + Cable Loss (dB) + Attenuation (dB) - AMP (dB).
3. Measurement (dBμV/m) = Reading (dBμV) + C.F (dB/m).

Site	SIP-AC2	Test Date	2025-08-03
Temperature	24.2 °C	Humidity	66.9%
Limit	FCC_Part 15.407_Band Edge(3 m)	Test Engineer	Mero Zhou
Factor	BBHA 9120D_02042	Polarity	Horizontal
EUT	OmniAccess Stellar (AP571e)	Test Voltage	By PoE
Test Mode	Transmit by 802.11ac-VHT40 at 5795 MHz		

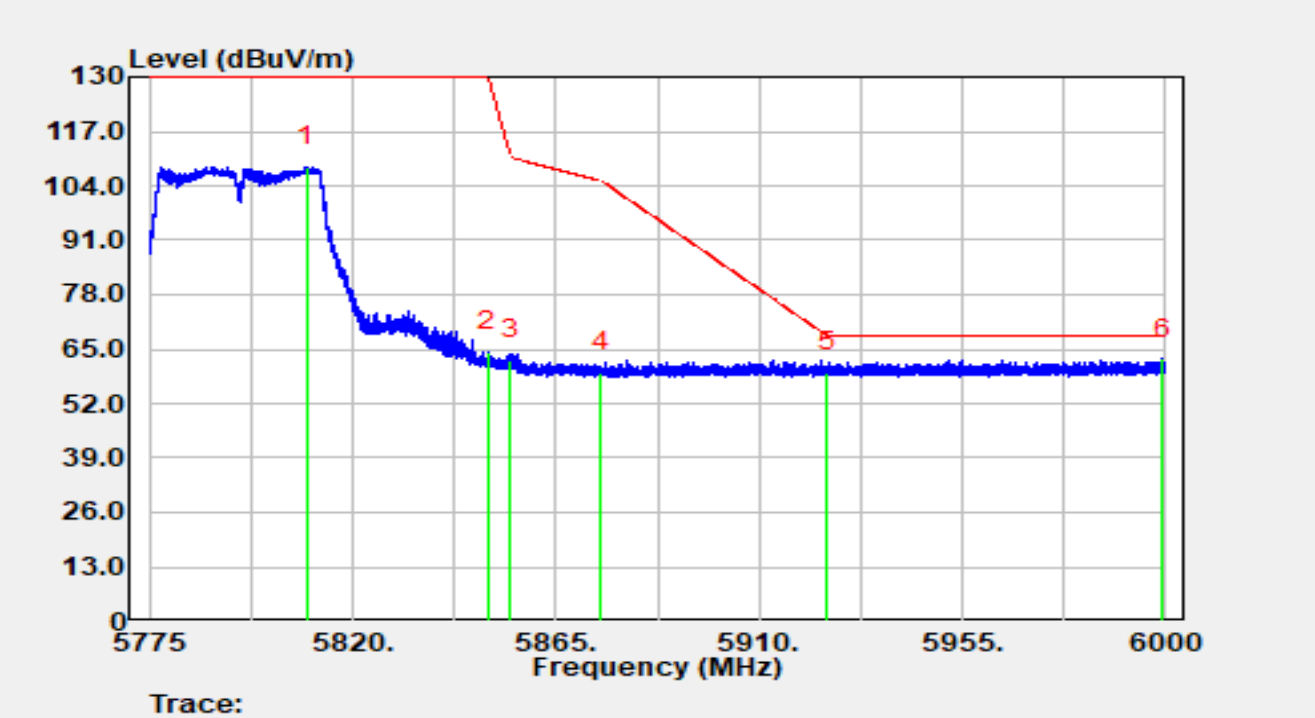

No	Mark	Frequency (MHz)	Reading (dBμV)	C.F (dB/m)	Measurement (dBμV/m)	Margin (dB)	Limit (dBμV/m)	Detector
1		5809.965	111.43	-2.84	108.59	N/A	N/A	Peak
2		5850.000	67.30	-2.82	64.48	-65.52	130.00	Peak
3		5855.000	65.25	-2.71	62.54	-48.26	110.80	Peak
4		5875.000	62.38	-2.82	59.56	-45.64	105.20	Peak
5		5925.000	62.06	-2.64	59.41	-8.79	68.20	Peak
6	*	5999.280	65.11	-2.42	62.70	-5.50	68.20	Peak

Notes:

1. " * " indicates the worst-case emission level observed during the measurement.
2. C.F (dB/m) = Antenna Factor (dB/m) + Cable Loss (dB) + Attenuation (dB) - AMP (dB).
3. Measurement (dBμV/m) = Reading (dBμV) + C.F (dB/m).

Site	SIP-AC2	Test Date	2025-08-03
Temperature	24.2 °C	Humidity	66.9%
Limit	FCC_Part 15.407_Band Edge(3 m)	Test Engineer	Mero Zhou
Factor	BBHA 9120D_02042	Polarity	Vertical
EUT	OmniAccess Stellar (AP571e)	Test Voltage	By PoE
Test Mode	Transmit by 802.11ac-VHT40 at 5795 MHz		

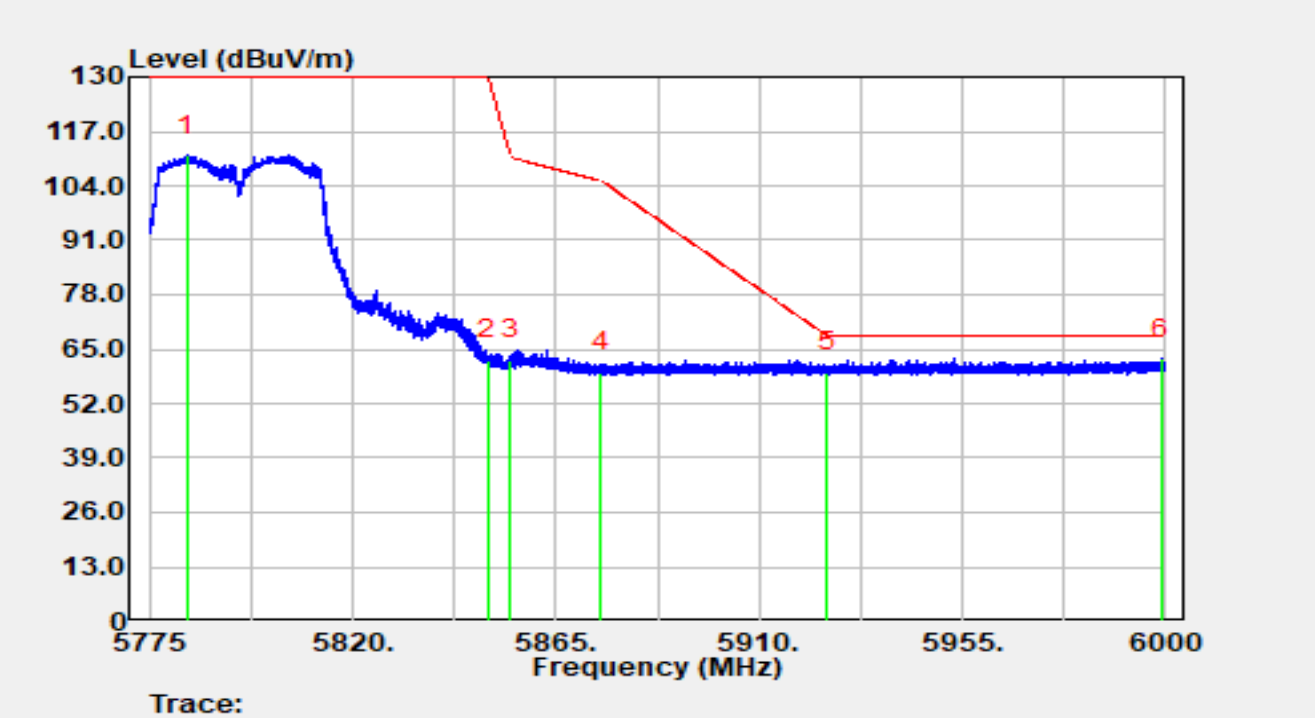

No	Mark	Frequency (MHz)	Reading (dBμV)	C.F (dB/m)	Measurement (dBμV/m)	Margin (dB)	Limit (dBμV/m)	Detector
1		5783.303	114.27	-3.08	111.19	N/A	N/A	Peak
2		5850.000	65.14	-2.82	62.32	-67.68	130.00	Peak
3		5855.000	65.07	-2.71	62.36	-48.44	110.80	Peak
4		5875.000	62.39	-2.82	59.57	-45.63	105.20	Peak
5		5925.000	62.14	-2.64	59.49	-8.71	68.20	Peak
6	*	5999.190	65.09	-2.42	62.67	-5.53	68.20	Peak

Notes:

1. " * " indicates the worst-case emission level observed during the measurement.
2. C.F (dB/m) = Antenna Factor (dB/m) + Cable Loss (dB) + Attenuation (dB) - AMP (dB).
3. Measurement (dBμV/m) = Reading (dBμV) + C.F (dB/m).

Site	SIP-AC2	Test Date	2025-08-03
Temperature	24.2 °C	Humidity	66.9%
Limit	FCC_Part15_Band Edge(3 m)	Test Engineer	Justin Guo
Factor	BBHA 9120D_02042	Polarity	Horizontal
EUT	OmniAccess Stellar (AP571e)	Test Voltage	By PoE
Test Mode	Transmit by 802.11ac-VHT80 at 5530 MHz		

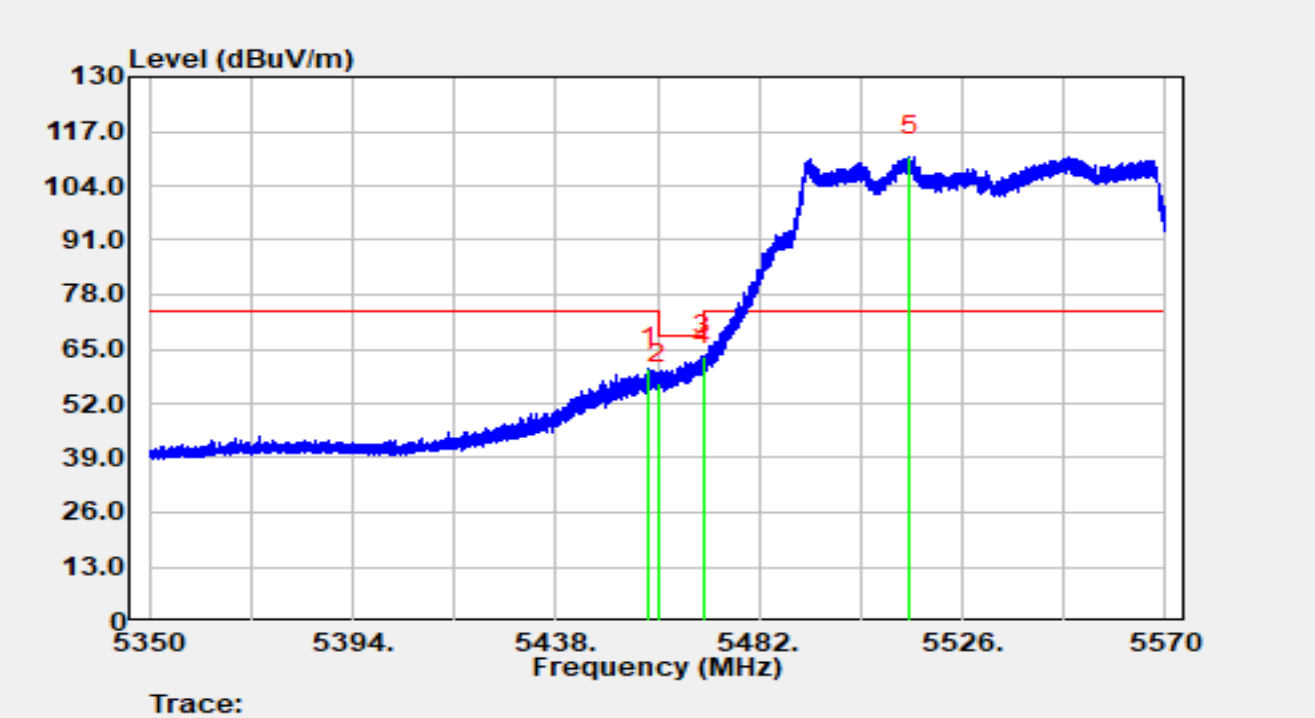

No	Mark	Frequency (MHz)	Reading (dBμV)	C.F (dB/m)	Measurement (dBμV/m)	Margin (dB)	Limit (dBμV/m)	Detector
1		5458.152	61.77	-1.21	60.57	-13.43	74.00	Peak
2		5460.000	57.76	-1.09	56.67	-11.53	68.20	Peak
3	*	5469.922	62.74	0.56	63.30	-4.90	68.20	Peak
4		5470.000	60.49	0.57	61.06	-7.14	68.20	Peak
5		5514.582	65.36	45.54	110.90	N/A	N/A	Peak

Notes:

1. " * " indicates the worst-case emission level observed during the measurement.
2. C.F (dB/m) = Antenna Factor (dB/m) + Cable Loss (dB) + Attenuation (dB) - AMP (dB).
3. Measurement (dBμV/m) = Reading (dBμV) + C.F (dB/m).

Site	SIP-AC2	Test Date	2025-08-03
Temperature	24.2 °C	Humidity	66.9%
Limit	FCC_Part15_Band Edge(3 m)	Test Engineer	Justin Guo
Factor	BBHA 9120D_02042	Polarity	Horizontal
EUT	OmniAccess Stellar (AP571e)	Test Voltage	By PoE
Test Mode	Transmit by 802.11ac-VHT80 at 5530 MHz		

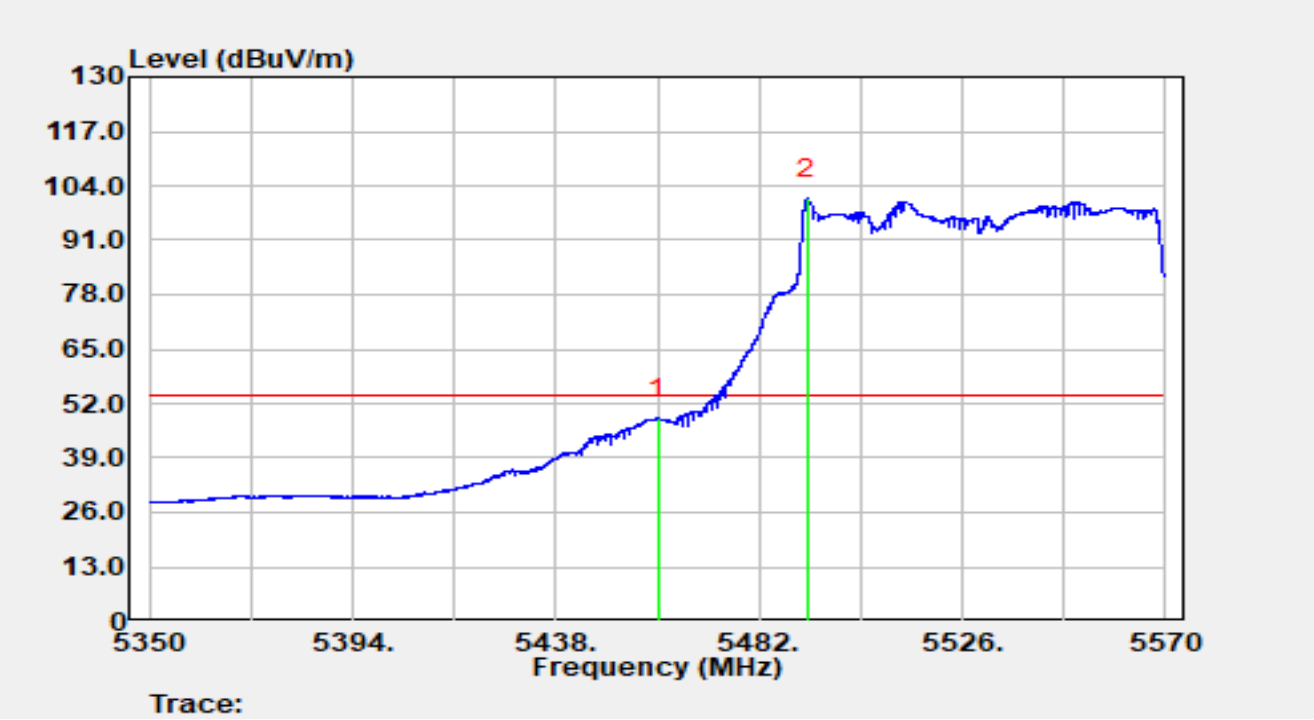

No	Mark	Frequency (MHz)	Reading (dBμV)	C.F (dB/m)	Measurement (dBμV/m)	Margin (dB)	Limit (dBμV/m)	Detector
1	*	5460.000	49.43	-1.09	48.34	-5.66	54.00	Average
2		5492.340	53.56	47.30	100.86	N/A	N/A	Average

Notes:

1. " * " indicates the worst-case emission level observed during the measurement.
2. C.F (dB/m) = Antenna Factor (dB/m) + Cable Loss (dB) + Attenuation (dB) - AMP (dB).
3. Measurement (dBμV/m) = Reading (dBμV) + C.F (dB/m).

Site	SIP-AC2	Test Date	2025-08-03
Temperature	24.2 °C	Humidity	66.9%
Limit	FCC_Part15_Band Edge(3 m)	Test Engineer	Justin Guo
Factor	BBHA 9120D_02042	Polarity	Vertical
EUT	OmniAccess Stellar (AP571e)	Test Voltage	By PoE
Test Mode	Transmit by 802.11ac-VHT80 at 5530 MHz		

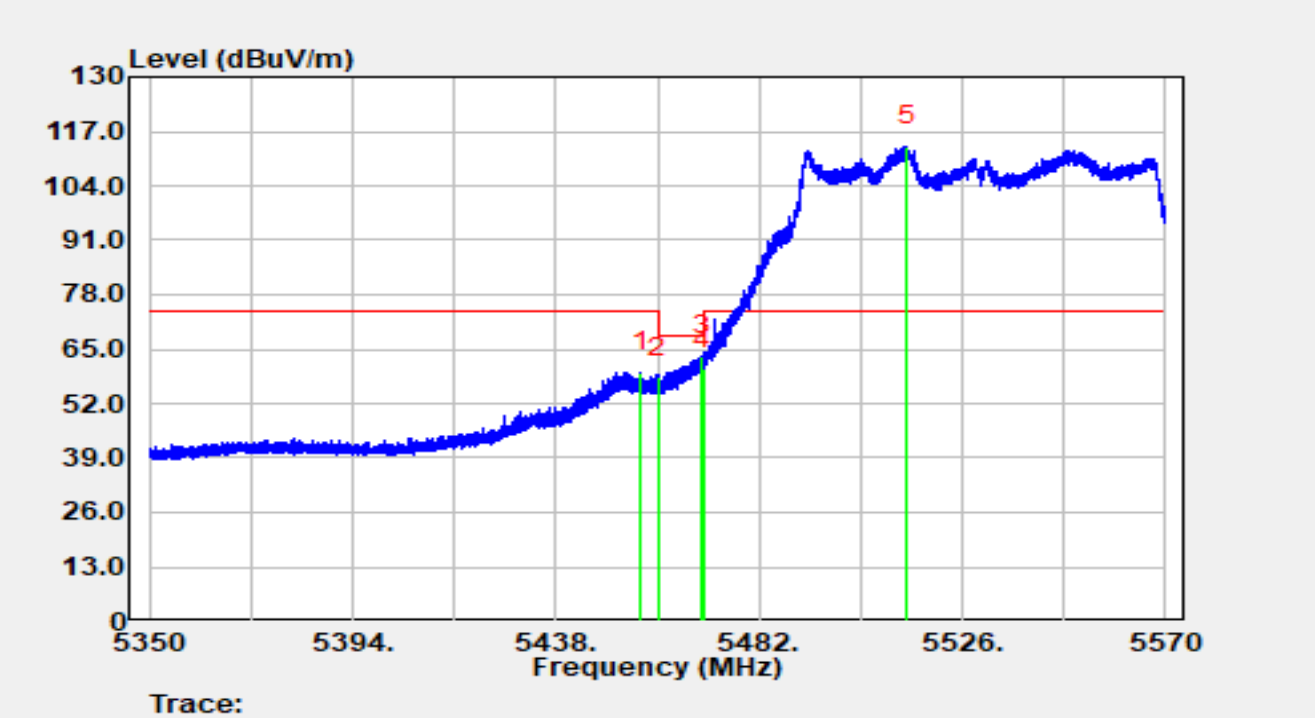

No	Mark	Frequency (MHz)	Reading (dBμV)	C.F (dB/m)	Measurement (dBμV/m)	Margin (dB)	Limit (dBμV/m)	Detector
1		5456.326	60.97	-1.38	59.59	-14.41	74.00	Peak
2		5460.000	59.32	-1.09	58.23	-9.97	68.20	Peak
3	*	5469.658	62.93	0.52	63.44	-4.76	68.20	Peak
4		5470.000	59.75	0.57	60.32	-7.88	68.20	Peak
5		5514.142	68.26	45.14	113.40	N/A	N/A	Peak

Notes:

1. " * " indicates the worst-case emission level observed during the measurement.
2. C.F (dB/m) = Antenna Factor (dB/m) + Cable Loss (dB) + Attenuation (dB) - AMP (dB).
3. Measurement (dBμV/m) = Reading (dBμV) + C.F (dB/m).

Site	SIP-AC2	Test Date	2025-08-03
Temperature	24.2 °C	Humidity	66.9%
Limit	FCC_Part15_Band Edge(3 m)	Test Engineer	Justin Guo
Factor	BBHA 9120D_02042	Polarity	Vertical
EUT	OmniAccess Stellar (AP571e)	Test Voltage	By PoE
Test Mode	Transmit by 802.11ac-VHT80 at 5530 MHz		

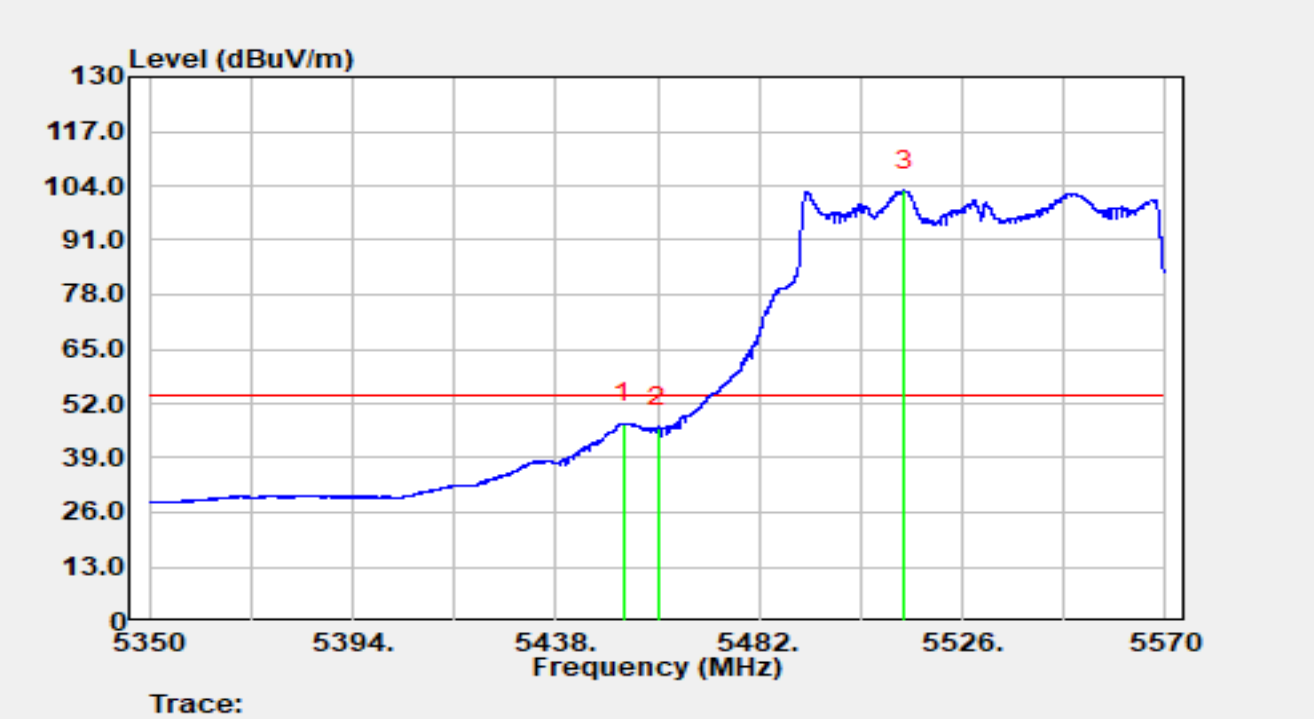

No	Mark	Frequency (MHz)	Reading (dBμV)	C.F (dB/m)	Measurement (dBμV/m)	Margin (dB)	Limit (dBμV/m)	Detector
1	*	5452.586	48.73	-1.47	47.26	-6.74	54.00	Average
2		5460.000	47.29	-1.09	46.21	-7.79	54.00	Average
3		5513.328	58.80	43.99	102.79	N/A	N/A	Average

Notes:

1. " * " indicates the worst-case emission level observed during the measurement.
2. C.F (dB/m) = Antenna Factor (dB/m) + Cable Loss (dB) + Attenuation (dB) - AMP (dB).
3. Measurement (dBμV/m) = Reading (dBμV) + C.F (dB/m).

Site	SIP-AC2	Test Date	2025-08-03
Temperature	24.2 °C	Humidity	66.9%
Limit	FCC_Part15_Band Edge(3 m)	Test Engineer	Justin Guo
Factor	BBHA 9120D_02042	Polarity	Horizontal
EUT	OmniAccess Stellar (AP571e)	Test Voltage	By PoE
Test Mode	Transmit by 802.11ac-VHT80 at 5610 MHz		

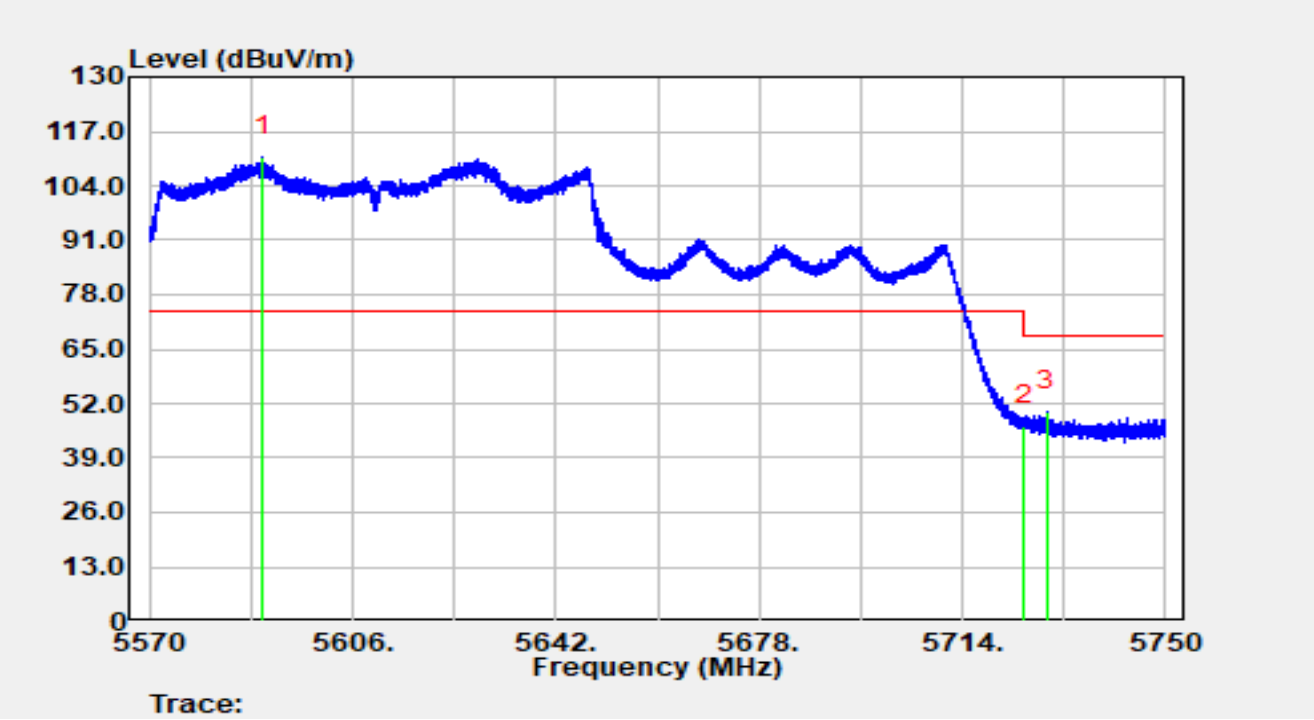

No	Mark	Frequency (MHz)	Reading (dBμV)	C.F (dB/m)	Measurement (dBμV/m)	Margin (dB)	Limit (dBμV/m)	Detector
1		5590.178	62.77	48.33	111.10	N/A	N/A	Peak
2		5725.000	43.84	2.78	46.62	-21.58	68.20	Peak
3	*	5728.994	48.88	1.20	50.08	-18.12	68.20	Peak

Notes:

1. " * " indicates the worst-case emission level observed during the measurement.
2. C.F (dB/m) = Antenna Factor (dB/m) + Cable Loss (dB) + Attenuation (dB) - AMP (dB).
3. Measurement (dBμV/m) = Reading (dBμV) + C.F (dB/m).

Site	SIP-AC2	Test Date	2025-08-03
Temperature	24.2 °C	Humidity	66.9%
Limit	FCC_Part15_Band Edge(3 m)	Test Engineer	Justin Guo
Factor	BBHA 9120D_02042	Polarity	Vertical
EUT	OmniAccess Stellar (AP571e)	Test Voltage	By PoE
Test Mode	Transmit by 802.11ac-VHT80 at 5610 MHz		

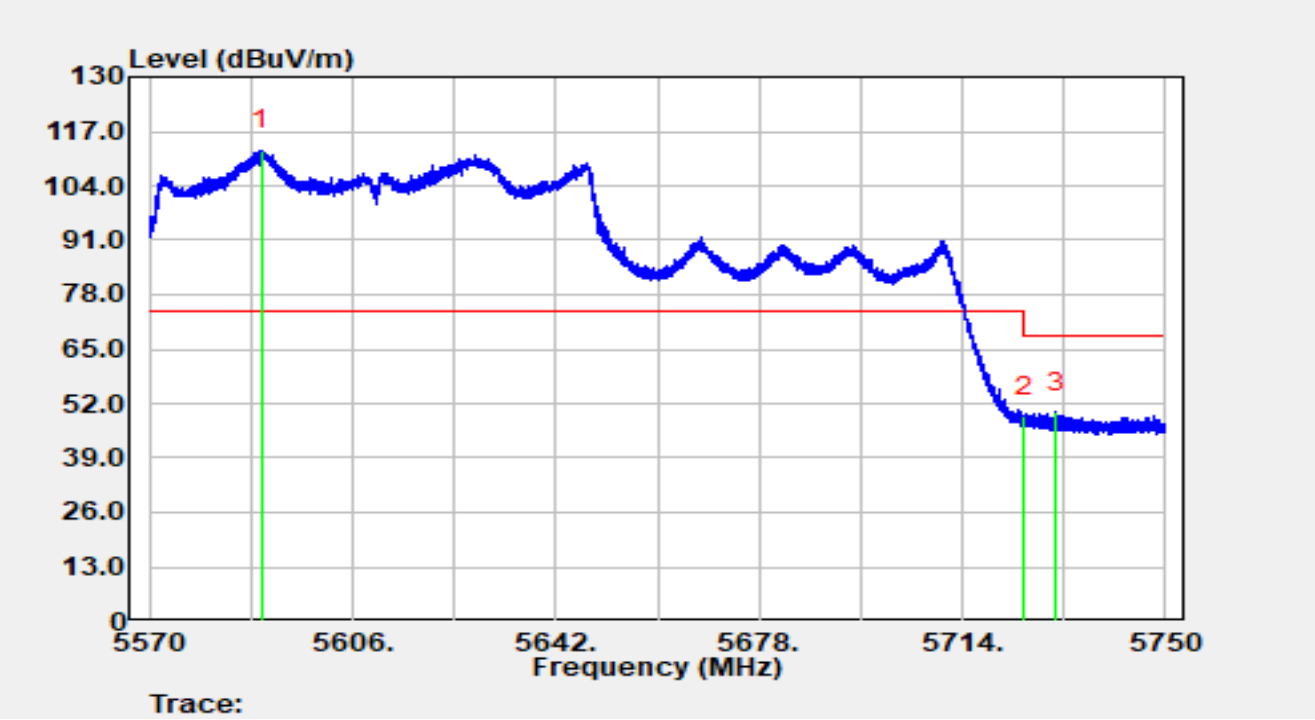

No	Mark	Frequency (MHz)	Reading (dBμV)	C.F (dB/m)	Measurement (dBμV/m)	Margin (dB)	Limit (dBμV/m)	Detector
1		5589.764	64.75	47.69	112.44	N/A	N/A	Peak
2		5725.000	46.25	2.78	49.03	-19.17	68.20	Peak
3	*	5730.542	49.00	0.82	49.82	-18.38	68.20	Peak

Notes:

1. " * " indicates the worst-case emission level observed during the measurement.
2. C.F (dB/m) = Antenna Factor (dB/m) + Cable Loss (dB) + Attenuation (dB) - AMP (dB).
3. Measurement (dBμV/m) = Reading (dBμV) + C.F (dB/m).

Site	SIP-AC2	Test Date	2025-08-03
Temperature	24.2 °C	Humidity	66.9%
Limit	FCC_Part 15.407_Band Edge(3 m)	Test Engineer	Mero Zhou
Factor	BBHA 9120D_02042	Polarity	Horizontal
EUT	OmniAccess Stellar (AP571e)	Test Voltage	By PoE
Test Mode	Transmit by 802.11ac-VHT80 at 5775 MHz		

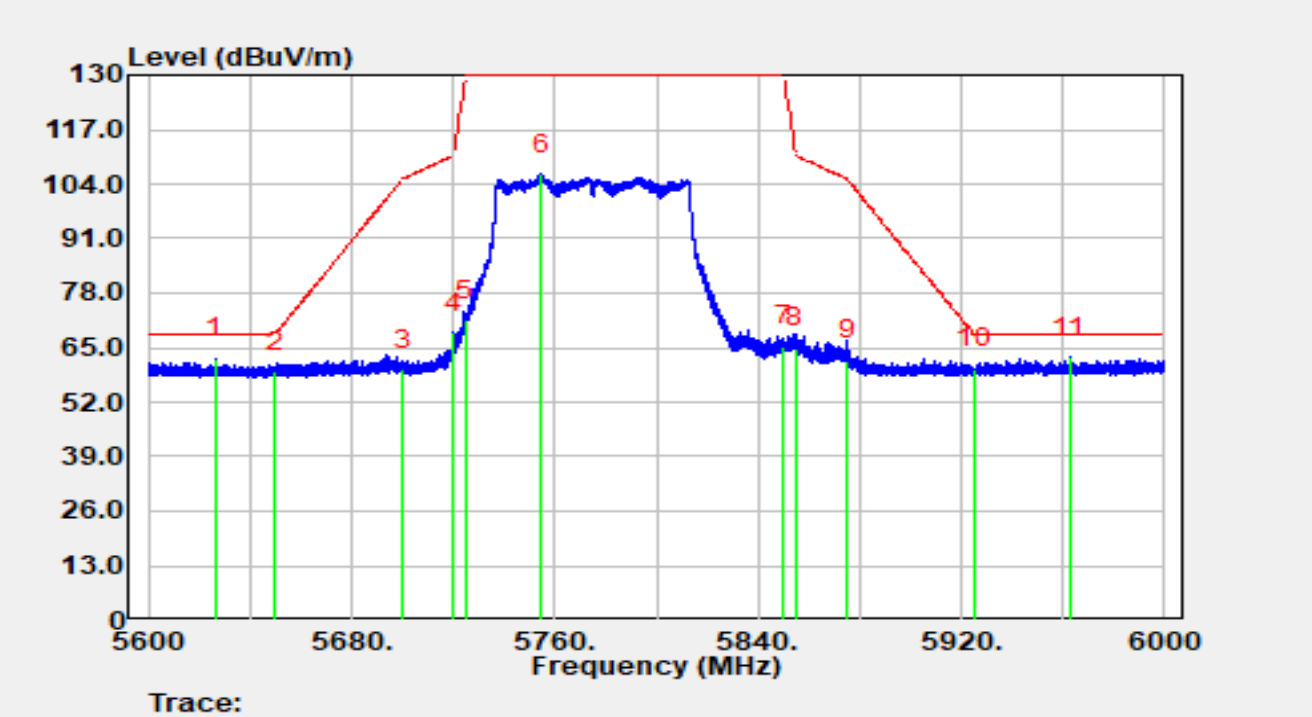

No	Mark	Frequency (MHz)	Reading (dBμV)	C.F (dB/m)	Measurement (dBμV/m)	Margin (dB)	Limit (dBμV/m)	Detector
1		5626.320	65.76	-3.38	62.39	-5.81	68.20	Peak
2		5650.000	62.57	-3.39	59.18	-9.02	68.20	Peak
3		5700.000	63.19	-3.36	59.83	-45.37	105.20	Peak
4		5720.000	71.68	-3.24	68.44	-42.36	110.80	Peak
5		5725.000	74.60	-3.21	71.39	-58.61	130.00	Peak
6		5754.880	109.54	-3.29	106.24	N/A	N/A	Peak
7		5850.000	68.31	-2.82	65.49	-64.51	130.00	Peak
8		5855.000	67.63	-2.71	64.92	-45.88	110.80	Peak
9		5875.000	64.68	-2.82	61.86	-43.34	105.20	Peak
10		5925.000	62.68	-2.64	60.04	-8.16	68.20	Peak
11	*	5962.560	65.26	-2.65	62.61	-5.59	68.20	Peak

Notes:

1. " * " indicates the worst-case emission level observed during the measurement.
2. C.F (dB/m) = Antenna Factor (dB/m) + Cable Loss (dB) + Attenuation (dB) - AMP (dB).
3. Measurement (dBμV/m) = Reading (dBμV) + C.F (dB/m).

Site	SIP-AC2	Test Date	2025-08-03
Temperature	24.2 °C	Humidity	66.9%
Limit	FCC_Part 15.407_Band Edge(3 m)	Test Engineer	Mero Zhou
Factor	BBHA 9120D_02042	Polarity	Vertical
EUT	OmniAccess Stellar (AP571e)	Test Voltage	By PoE
Test Mode	Transmit by 802.11ac-VHT80 at 5775 MHz		

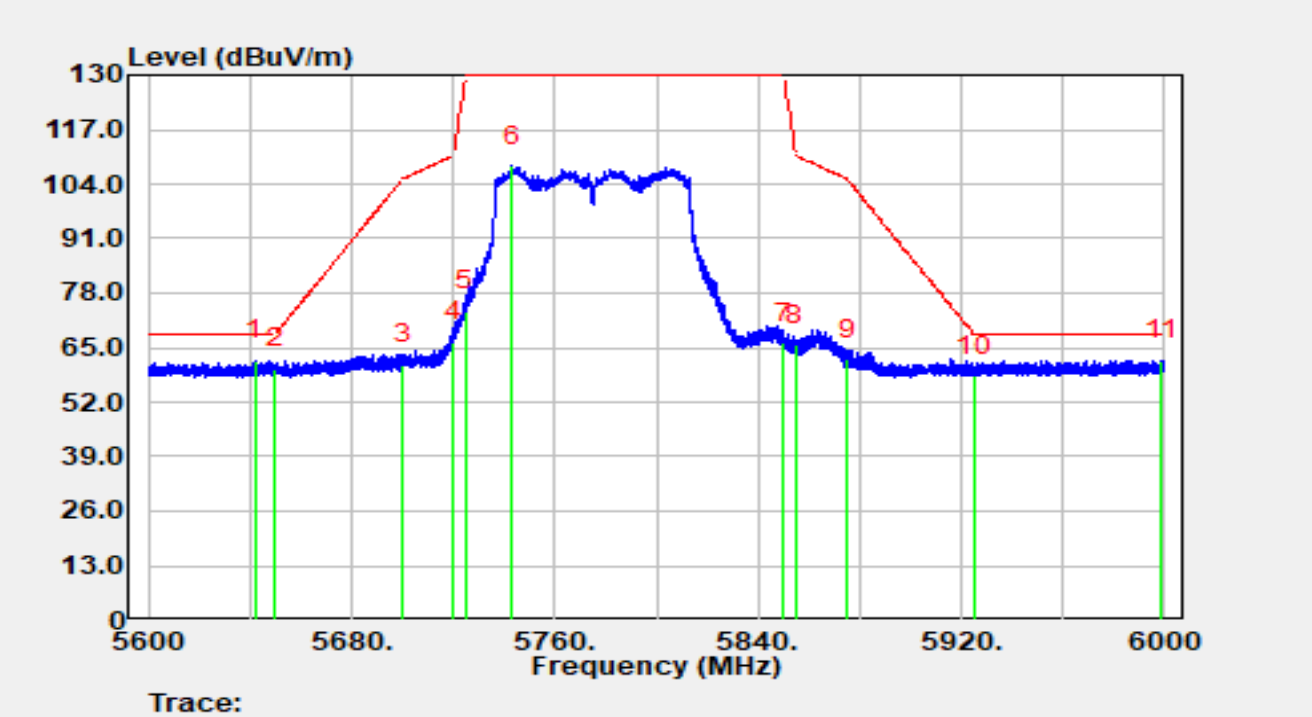

No	Mark	Frequency (MHz)	Reading (dBμV)	C.F (dB/m)	Measurement (dBμV/m)	Margin (dB)	Limit (dBμV/m)	Detector
1		5642.000	65.18	-3.31	61.87	-6.33	68.20	Peak
2		5650.000	63.28	-3.39	59.89	-8.31	68.20	Peak
3		5700.000	64.27	-3.36	60.91	-44.29	105.20	Peak
4		5720.000	69.57	-3.24	66.33	-44.47	110.80	Peak
5		5725.000	77.03	-3.21	73.82	-56.18	130.00	Peak
6		5743.280	111.33	-3.14	108.20	N/A	N/A	Peak
7		5850.000	69.03	-2.82	66.21	-63.79	130.00	Peak
8		5855.000	68.44	-2.71	65.72	-45.08	110.80	Peak
9		5875.000	65.03	-2.82	62.21	-42.99	105.20	Peak
10		5925.000	60.92	-2.64	58.28	-9.92	68.20	Peak
11	*	5998.680	64.41	-2.41	62.00	-6.20	68.20	Peak

Notes:

1. " * " indicates the worst-case emission level observed during the measurement.
2. C.F (dB/m) = Antenna Factor (dB/m) + Cable Loss (dB) + Attenuation (dB) - AMP (dB).
3. Measurement (dBμV/m) = Reading (dBμV) + C.F (dB/m).

Site	SIP-AC2	Test Date	2025-08-03
Temperature	24.2 °C	Humidity	66.9%
Limit	FCC_Part15_Band Edge(3 m)	Test Engineer	Justin Guo
Factor	BBHA 9120D_02042	Polarity	Horizontal
EUT	OmniAccess Stellar (AP571e)	Test Voltage	By PoE
Test Mode	Transmit by 802.11ac-VHT160 at 5570 MHz		

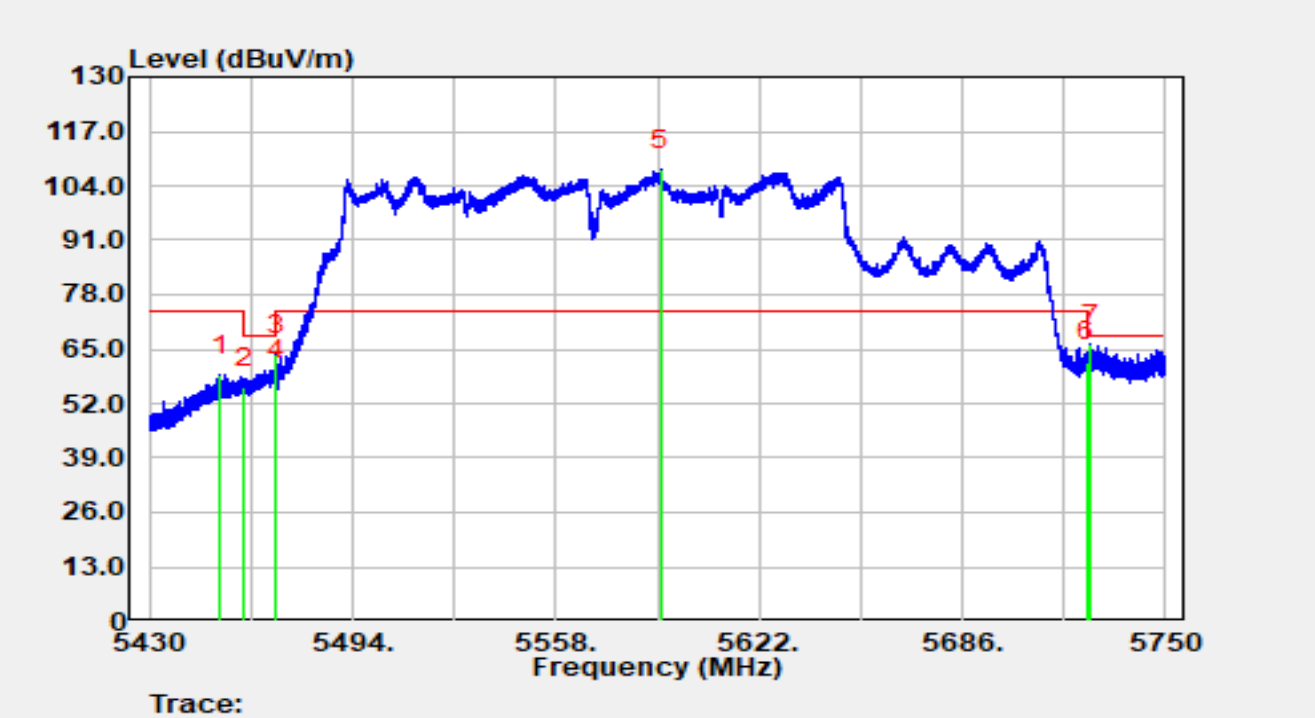

No	Mark	Frequency (MHz)	Reading (dBμV)	C.F (dB/m)	Measurement (dBμV/m)	Margin (dB)	Limit (dBμV/m)	Detector
1		5452.208	60.26	-1.49	58.77	-15.23	74.00	Peak
2		5460.000	56.81	-1.09	55.73	-12.47	68.20	Peak
3		5469.744	63.24	0.53	63.77	-4.43	68.20	Peak
4		5470.000	57.01	0.57	57.58	-10.62	68.20	Peak
5		5591.248	58.29	49.54	107.84	N/A	N/A	Peak
6		5725.000	59.20	2.78	61.98	-6.22	68.20	Peak
7	*	5726.320	64.02	2.10	66.12	-2.08	68.20	Peak

Notes:

1. " * " indicates the worst-case emission level observed during the measurement.
2. C.F (dB/m) = Antenna Factor (dB/m) + Cable Loss (dB) + Attenuation (dB) - AMP (dB).
3. Measurement (dBμV/m) = Reading (dBμV) + C.F (dB/m).

Site	SIP-AC2	Test Date	2025-08-03
Temperature	24.2 °C	Humidity	66.9%
Limit	FCC_Part15_Band Edge(3 m)	Test Engineer	Justin Guo
Factor	BBHA 9120D_02042	Polarity	Horizontal
EUT	OmniAccess Stellar (AP571e)	Test Voltage	By PoE
Test Mode	Transmit by 802.11ac-VHT160 at 5570 MHz		

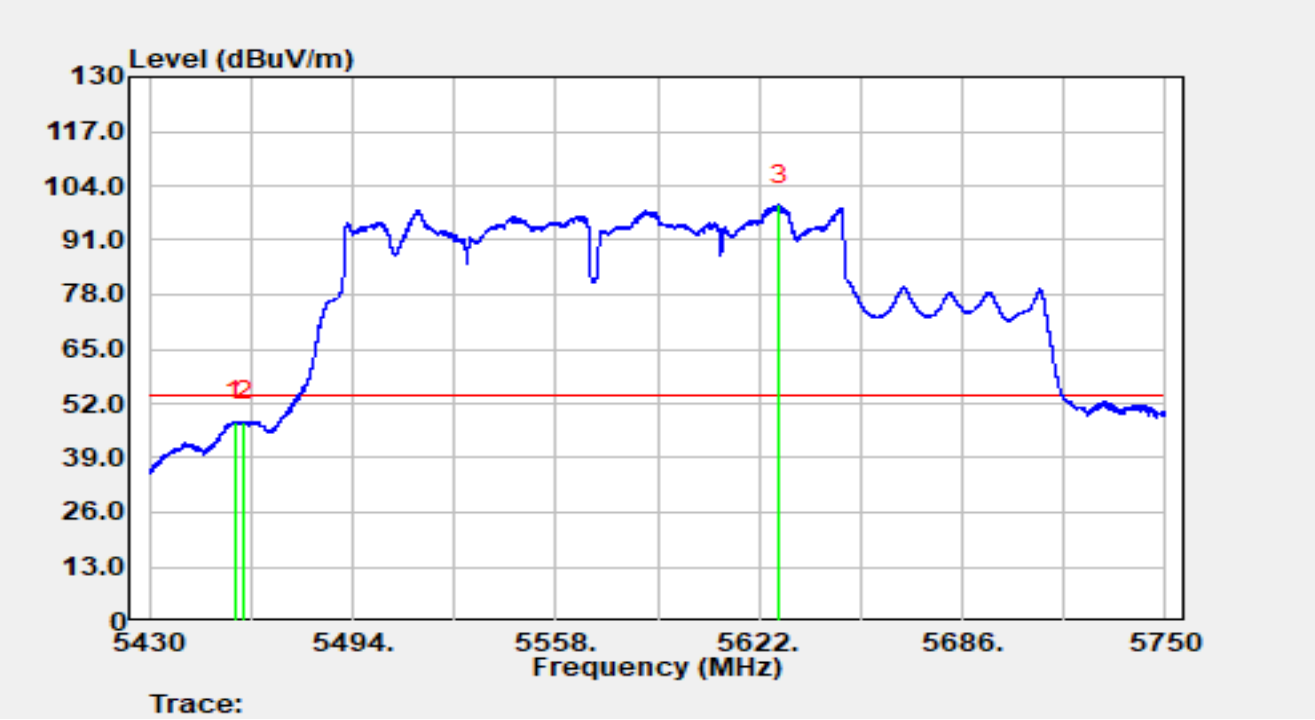

No	Mark	Frequency (MHz)	Reading (dBμV)	C.F (dB/m)	Measurement (dBμV/m)	Margin (dB)	Limit (dBμV/m)	Detector
1	*	5456.720	49.12	-1.33	47.79	-6.21	54.00	Average
2		5460.000	48.74	-1.09	47.66	-6.34	54.00	Average
3		5628.208	55.34	44.13	99.47	N/A	N/A	Average

Notes:

1. " * " indicates the worst-case emission level observed during the measurement.
2. C.F (dB/m) = Antenna Factor (dB/m) + Cable Loss (dB) + Attenuation (dB) - AMP (dB).
3. Measurement (dBμV/m) = Reading (dBμV) + C.F (dB/m).

Site	SIP-AC2	Test Date	2025-08-03
Temperature	24.2 °C	Humidity	66.9%
Limit	FCC_Part15_Band Edge(3 m)	Test Engineer	Justin Guo
Factor	BBHA 9120D_02042	Polarity	Vertical
EUT	OmniAccess Stellar (AP571e)	Test Voltage	By PoE
Test Mode	Transmit by 802.11ac-VHT160 at 5570 MHz		

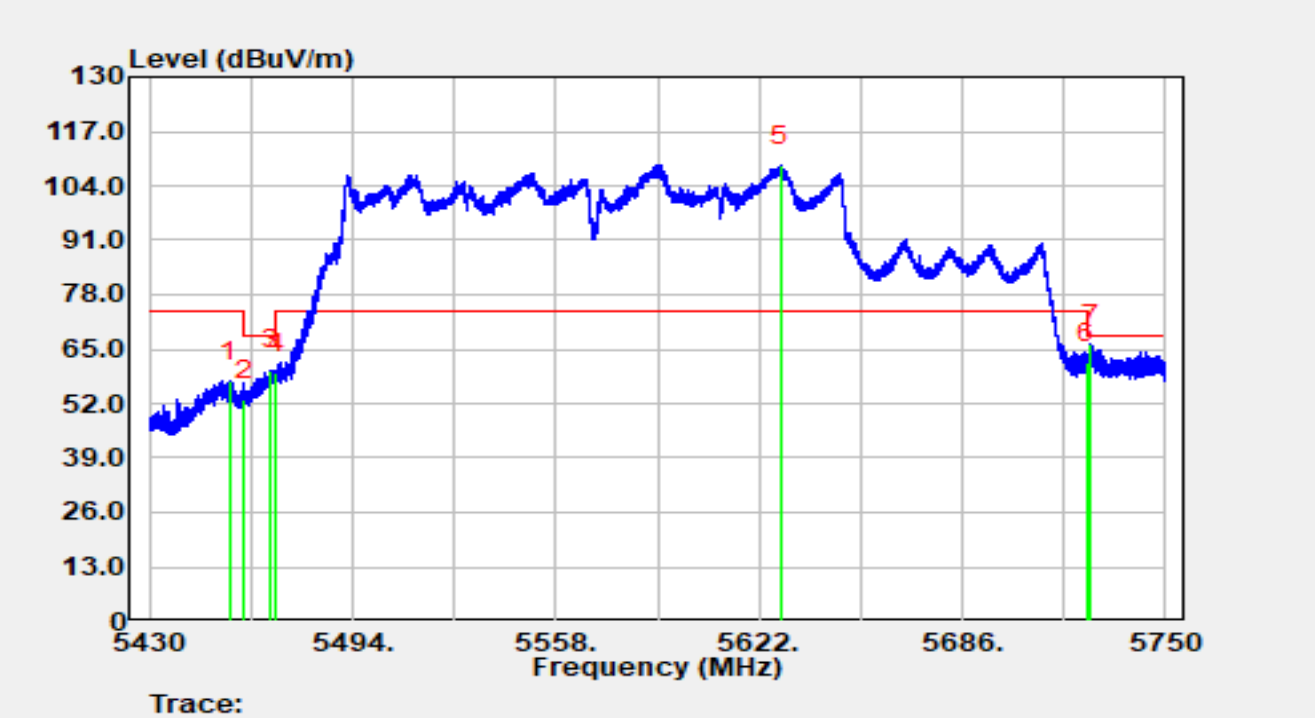

No	Mark	Frequency (MHz)	Reading (dBμV)	C.F (dB/m)	Measurement (dBμV/m)	Margin (dB)	Limit (dBμV/m)	Detector
1		5455.344	58.73	-1.39	57.35	-16.65	74.00	Peak
2		5460.000	53.84	-1.09	52.75	-15.45	68.20	Peak
3		5468.208	59.77	0.13	59.90	-8.30	68.20	Peak
4		5470.000	58.74	0.57	59.31	-8.89	68.20	Peak
5		5628.912	63.95	44.87	108.82	N/A	N/A	Peak
6		5725.008	58.81	2.78	61.59	-6.61	68.20	Peak
7	*	5726.224	63.93	2.14	66.07	-2.13	68.20	Peak

Notes:

1. " * " indicates the worst-case emission level observed during the measurement.
2. C.F (dB/m) = Antenna Factor (dB/m) + Cable Loss (dB) + Attenuation (dB) - AMP (dB).
3. Measurement (dBμV/m) = Reading (dBμV) + C.F (dB/m).

Site	SIP-AC2	Test Date	2025-08-03
Temperature	24.2 °C	Humidity	66.9%
Limit	FCC_Part15_Band Edge(3 m)	Test Engineer	Justin Guo
Factor	BBHA 9120D_02042	Polarity	Vertical
EUT	OmniAccess Stellar (AP571e)	Test Voltage	By PoE
Test Mode	Transmit by 802.11ac-VHT160 at 5570 MHz		

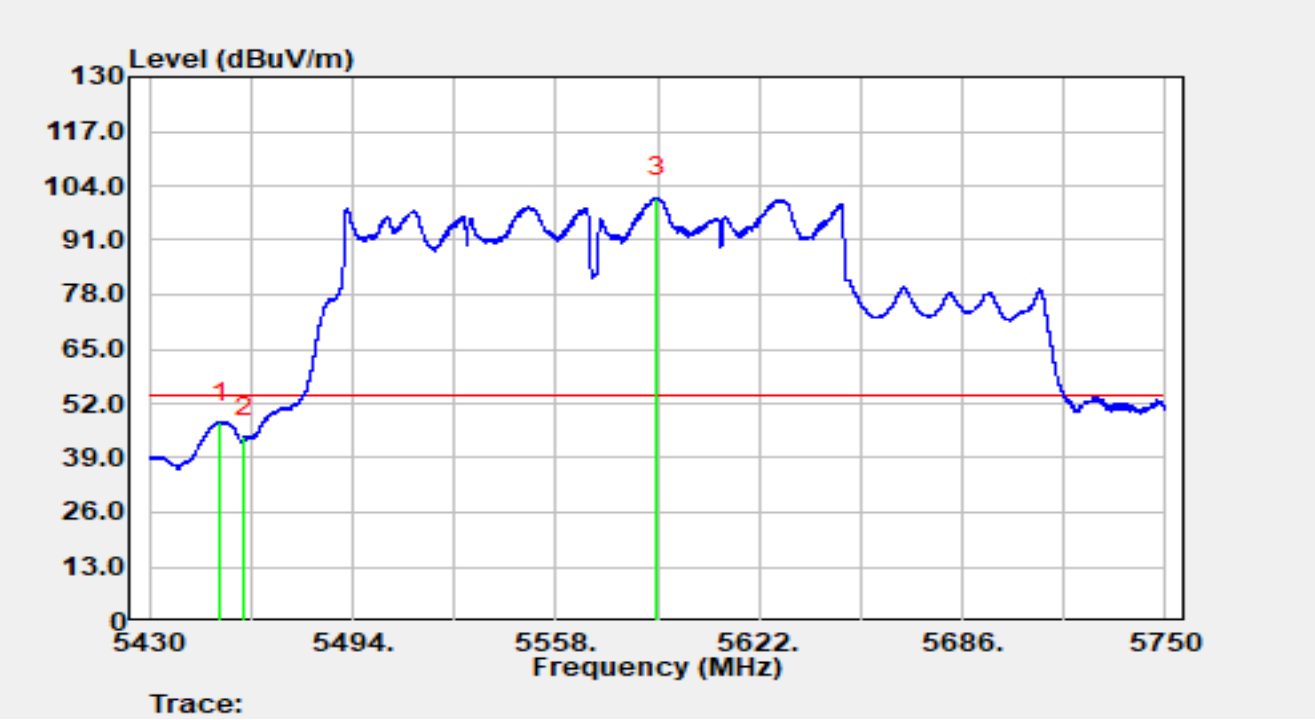

No	Mark	Frequency (MHz)	Reading (dBμV)	C.F (dB/m)	Measurement (dBμV/m)	Margin (dB)	Limit (dBμV/m)	Detector
1	*	5452.176	49.03	-1.49	47.53	-6.47	54.00	Average
2		5460.000	45.09	-1.09	44.00	-10.00	54.00	Average
3		5589.968	53.24	48.05	101.29	N/A	N/A	Average

Notes:

1. " * " indicates the worst-case emission level observed during the measurement.
2. C.F (dB/m) = Antenna Factor (dB/m) + Cable Loss (dB) + Attenuation (dB) - AMP (dB).
3. Measurement (dBμV/m) = Reading (dBμV) + C.F (dB/m).

Site	SIP-AC2	Test Date	2025-08-03
Temperature	24.2 °C	Humidity	66.9%
Limit	FCC_Part15_Band Edge(3 m)	Test Engineer	Justin Guo
Factor	BBHA 9120D_02042	Polarity	Horizontal
EUT	OmniAccess Stellar (AP571e)	Test Voltage	By PoE
Test Mode	Transmit by 802.11ax-HE20 at 5500 MHz		

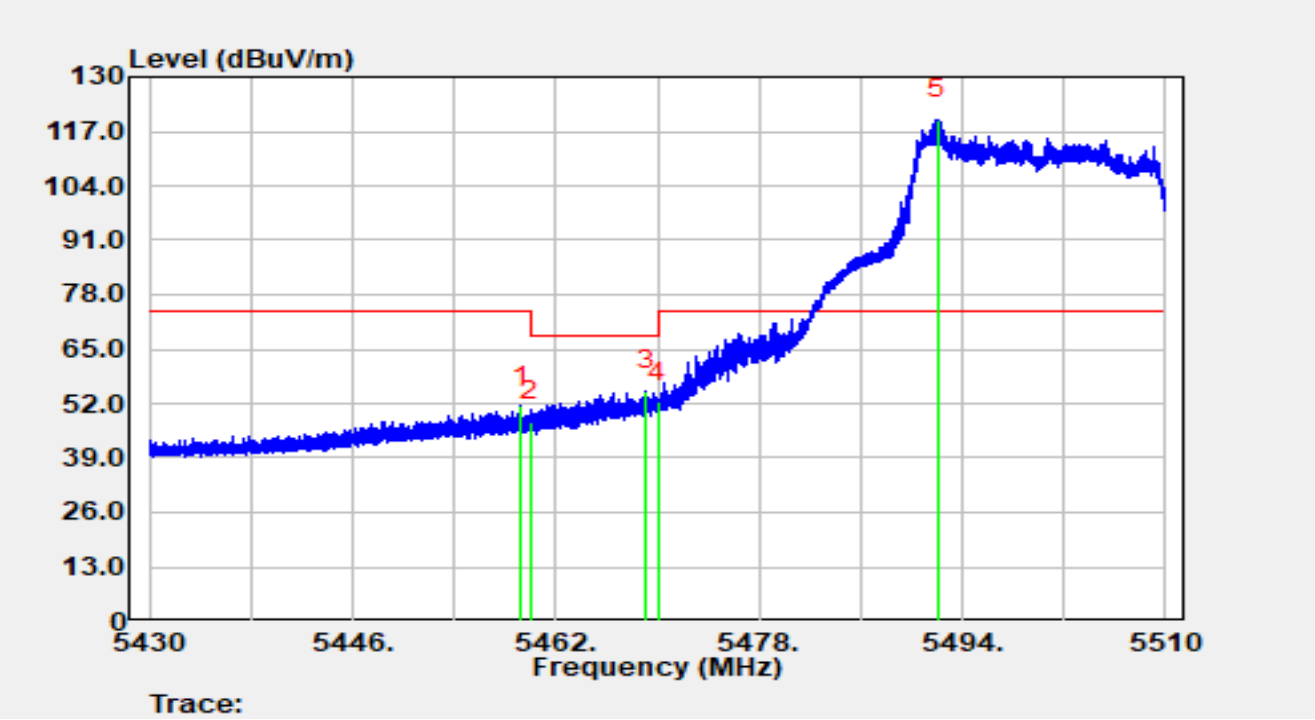

No	Mark	Frequency (MHz)	Reading (dBμV)	C.F (dB/m)	Measurement (dBμV/m)	Margin (dB)	Limit (dBμV/m)	Detector
1		5459.256	52.65	-1.16	51.50	-22.50	74.00	Peak
2		5460.000	48.82	-1.09	47.73	-20.47	68.20	Peak
3	*	5469.128	54.61	0.43	55.03	-13.17	68.20	Peak
4		5470.000	51.82	0.57	52.39	-15.81	68.20	Peak
5		5492.072	72.60	47.29	119.89	N/A	N/A	Peak

Notes:

1. " * " indicates the worst-case emission level observed during the measurement.
2. C.F (dB/m) = Antenna Factor (dB/m) + Cable Loss (dB) + Attenuation (dB) - AMP (dB).
3. Measurement (dBμV/m) = Reading (dBμV) + C.F (dB/m).

Site	SIP-AC2	Test Date	2025-08-03
Temperature	24.2 °C	Humidity	66.9%
Limit	FCC_Part15_Band Edge(3 m)	Test Engineer	Justin Guo
Factor	BBHA 9120D_02042	Polarity	Horizontal
EUT	OmniAccess Stellar (AP571e)	Test Voltage	By PoE
Test Mode	Transmit by 802.11ax-HE20 at 5500 MHz		

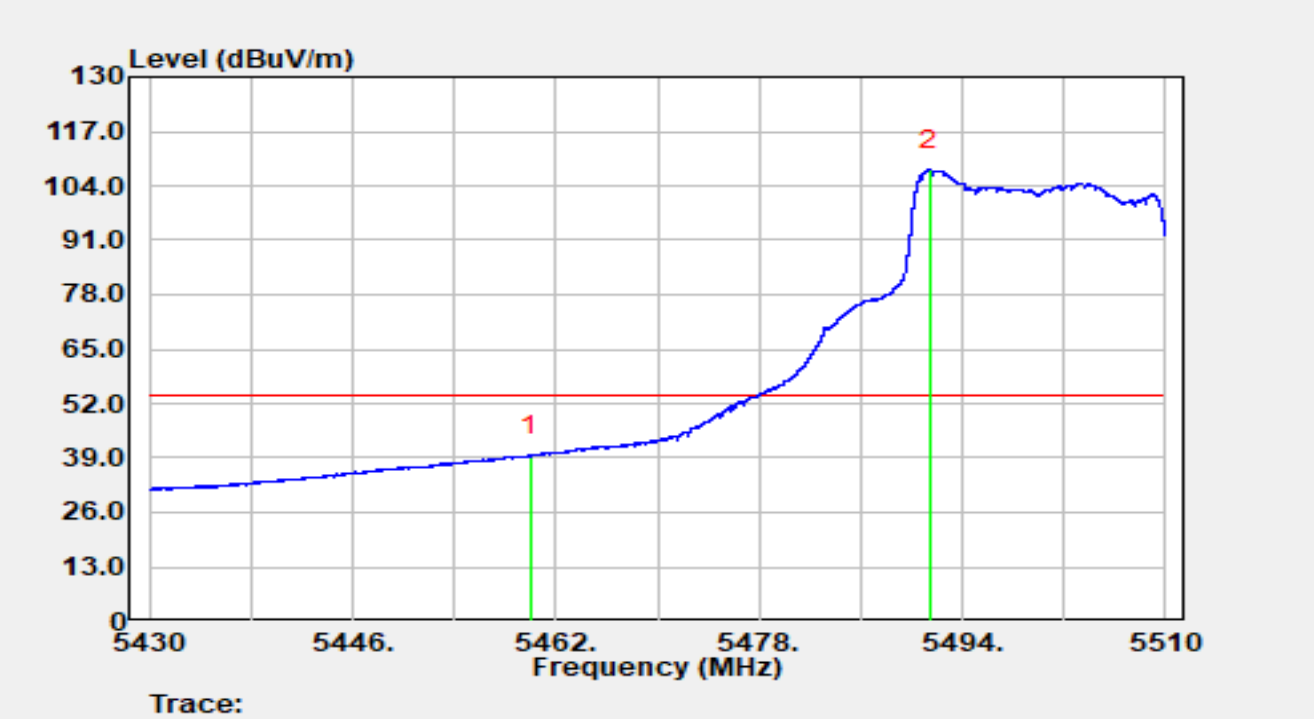

No	Mark	Frequency (MHz)	Reading (dBμV)	C.F (dB/m)	Measurement (dBμV/m)	Margin (dB)	Limit (dBμV/m)	Detector
1	*	5460.000	40.52	-1.09	39.44	-14.56	54.00	Average
2		5491.400	61.24	46.65	107.90	N/A	N/A	Average

Notes:

1. " * " indicates the worst-case emission level observed during the measurement.
2. C.F (dB/m) = Antenna Factor (dB/m) + Cable Loss (dB) + Attenuation (dB) - AMP (dB).
3. Measurement (dBμV/m) = Reading (dBμV) + C.F (dB/m).

Site	SIP-AC2	Test Date	2025-08-03
Temperature	24.2 °C	Humidity	66.9%
Limit	FCC_Part15_Band Edge(3 m)	Test Engineer	Justin Guo
Factor	BBHA 9120D_02042	Polarity	Vertical
EUT	OmniAccess Stellar (AP571e)	Test Voltage	By PoE
Test Mode	Transmit by 802.11ax-HE20 at 5500 MHz		

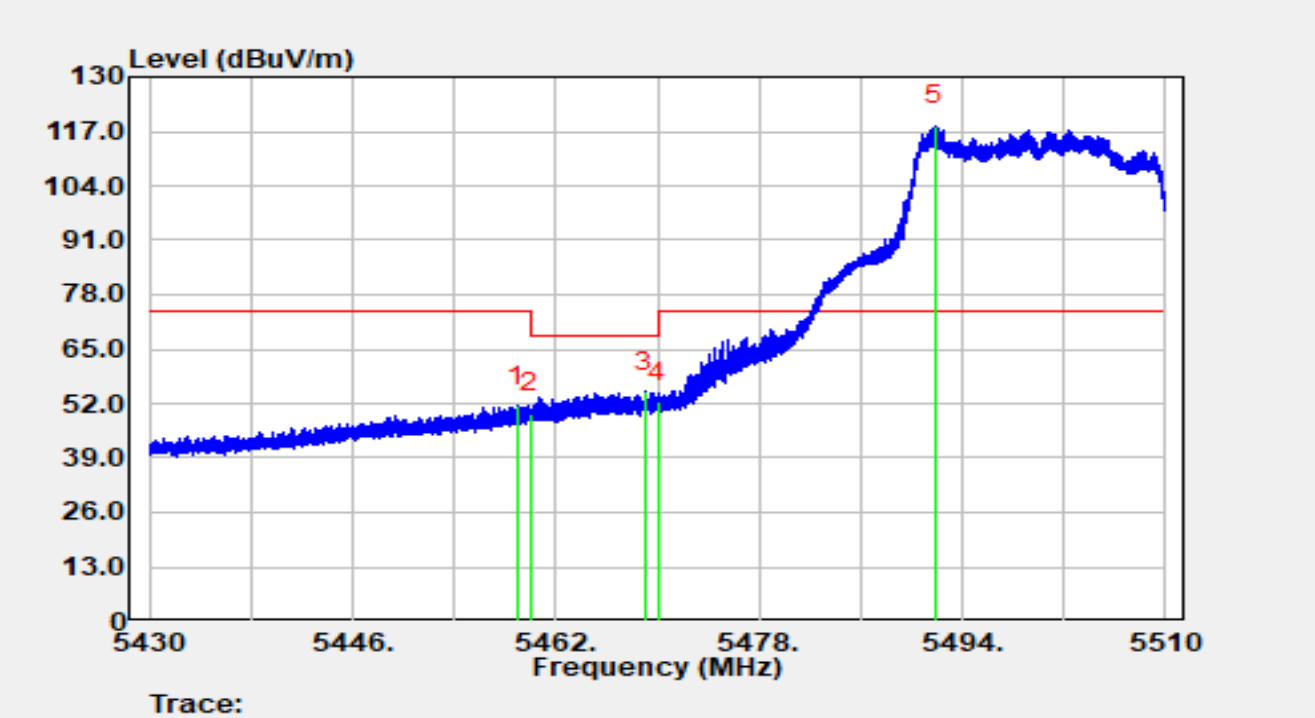

No	Mark	Frequency (MHz)	Reading (dBμV)	C.F (dB/m)	Measurement (dBμV/m)	Margin (dB)	Limit (dBμV/m)	Detector
1		5458.904	52.69	-1.21	51.48	-22.52	74.00	Peak
2		5460.000	50.71	-1.09	49.62	-18.58	68.20	Peak
3	*	5469.008	54.54	0.36	54.91	-13.29	68.20	Peak
4		5470.000	51.73	0.57	52.31	-15.89	68.20	Peak
5		5491.864	71.10	47.16	118.26	N/A	N/A	Peak

Notes:

1. " * " indicates the worst-case emission level observed during the measurement.
2. C.F (dB/m) = Antenna Factor (dB/m) + Cable Loss (dB) + Attenuation (dB) - AMP (dB).
3. Measurement (dBμV/m) = Reading (dBμV) + C.F (dB/m).

Site	SIP-AC2	Test Date	2025-08-03
Temperature	24.2 °C	Humidity	66.9%
Limit	FCC_Part15_Band Edge(3 m)	Test Engineer	Justin Guo
Factor	BBHA 9120D_02042	Polarity	Vertical
EUT	OmniAccess Stellar (AP571e)	Test Voltage	By PoE
Test Mode	Transmit by 802.11ax-HE20 at 5500 MHz		

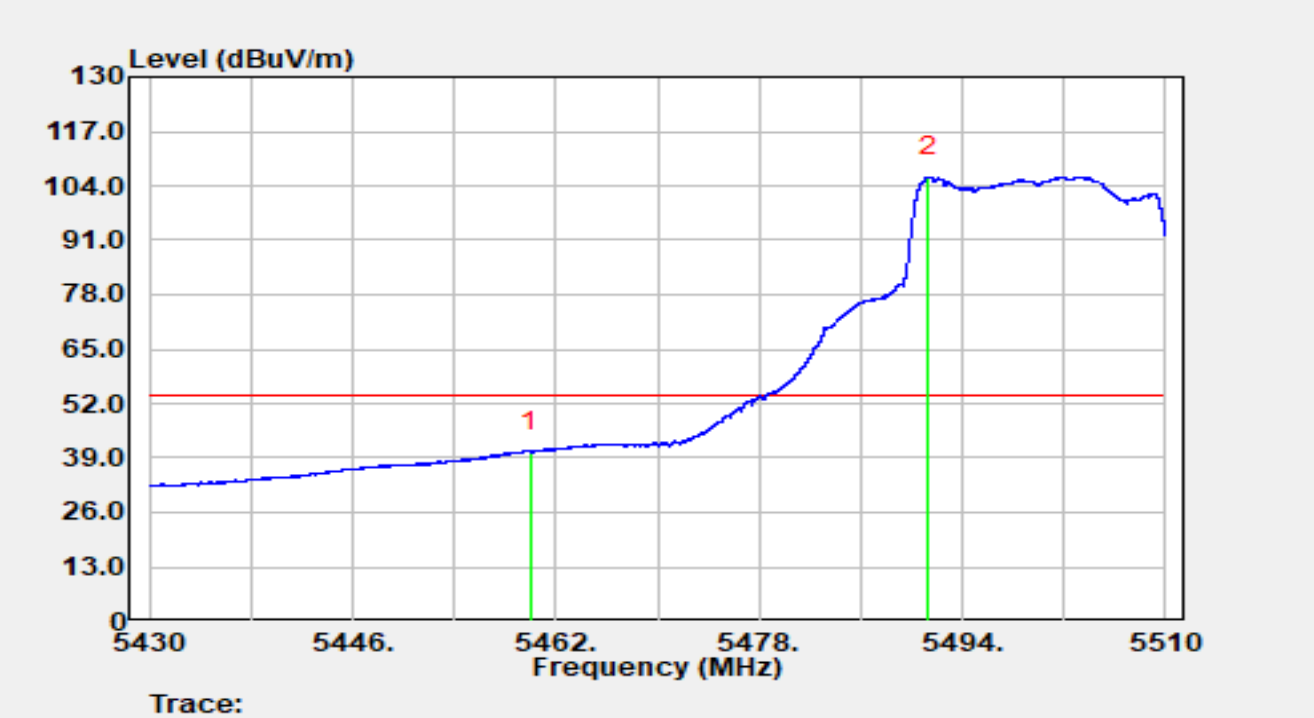

No	Mark	Frequency (MHz)	Reading (dBμV)	C.F (dB/m)	Measurement (dBμV/m)	Margin (dB)	Limit (dBμV/m)	Detector
1	*	5460.000	41.35	-1.09	40.27	-13.73	54.00	Average
2		5491.344	59.49	46.57	106.06	N/A	N/A	Average

Notes:

1. " * " indicates the worst-case emission level observed during the measurement.
2. C.F (dB/m) = Antenna Factor (dB/m) + Cable Loss (dB) + Attenuation (dB) - AMP (dB).
3. Measurement (dBμV/m) = Reading (dBμV) + C.F (dB/m).

Site	SIP-AC2	Test Date	2025-08-03
Temperature	24.2 °C	Humidity	66.9%
Limit	FCC_Part15_Band Edge(3 m)	Test Engineer	Justin Guo
Factor	BBHA 9120D_02042	Polarity	Horizontal
EUT	OmniAccess Stellar (AP571e)	Test Voltage	By PoE
Test Mode	Transmit by 802.11ax-HE20 at 5700 MHz		

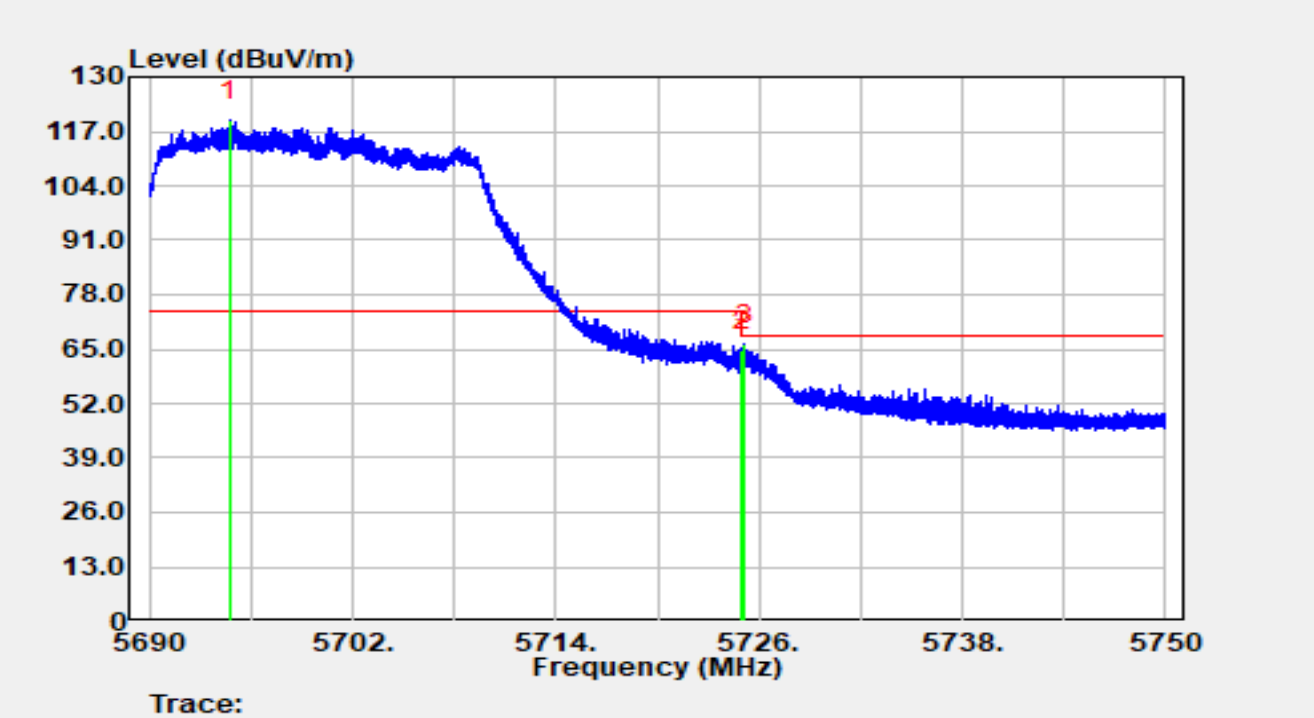

No	Mark	Frequency (MHz)	Reading (dBμV)	C.F (dB/m)	Measurement (dBμV/m)	Margin (dB)	Limit (dBμV/m)	Detector
1		5694.752	73.72	45.85	119.56	N/A	N/A	Peak
2		5725.000	61.85	2.78	64.63	-3.57	68.20	Peak
3	*	5725.124	63.39	2.71	66.10	-2.10	68.20	Peak

Notes:

1. " * " indicates the worst-case emission level observed during the measurement.
2. C.F (dB/m) = Antenna Factor (dB/m) + Cable Loss (dB) + Attenuation (dB) - AMP (dB).
3. Measurement (dBμV/m) = Reading (dBμV) + C.F (dB/m).

Site	SIP-AC2	Test Date	2025-08-03
Temperature	24.2 °C	Humidity	66.9%
Limit	FCC_Part15_Band Edge(3 m)	Test Engineer	Justin Guo
Factor	BBHA 9120D_02042	Polarity	Vertical
EUT	OmniAccess Stellar (AP571e)	Test Voltage	By PoE
Test Mode	Transmit by 802.11ax-HE20 at 5700 MHz		

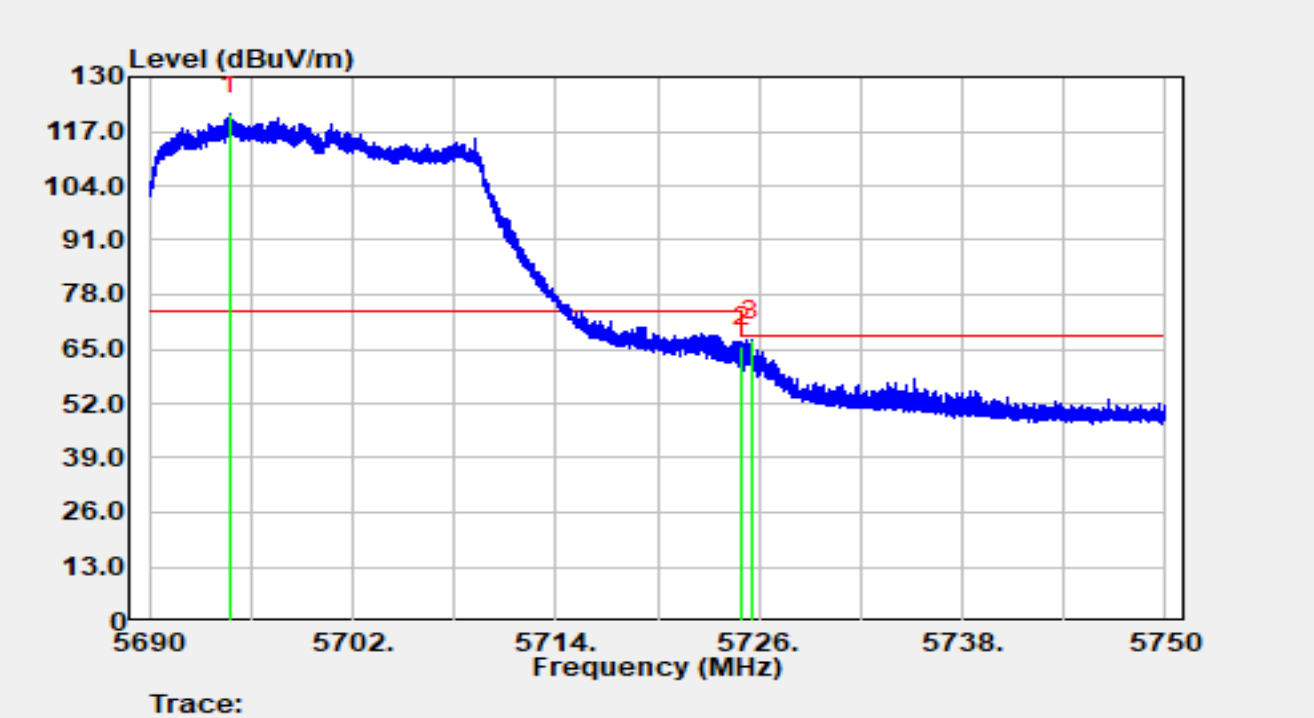

No	Mark	Frequency (MHz)	Reading (dBμV)	C.F (dB/m)	Measurement (dBμV/m)	Margin (dB)	Limit (dBμV/m)	Detector
1		5694.740	75.22	45.85	121.07	N/A	N/A	Peak
2		5725.000	62.89	2.78	65.67	-2.53	68.20	Peak
3	*	5725.556	64.65	2.47	67.13	-1.07	68.20	Peak

Notes:

1. " * " indicates the worst-case emission level observed during the measurement.
2. C.F (dB/m) = Antenna Factor (dB/m) + Cable Loss (dB) + Attenuation (dB) - AMP (dB).
3. Measurement (dBμV/m) = Reading (dBμV) + C.F (dB/m).

Site	SIP-AC2	Test Date	2025-08-03
Temperature	24.2 °C	Humidity	66.9%
Limit	FCC_Part 15.407_Band Edge(3 m)	Test Engineer	Mero Zhou
Factor	BBHA 9120D_02042	Polarity	Horizontal
EUT	OmniAccess Stellar (AP571e)	Test Voltage	By PoE
Test Mode	Transmit by 802.11ax-HE20 at 5745 MHz		

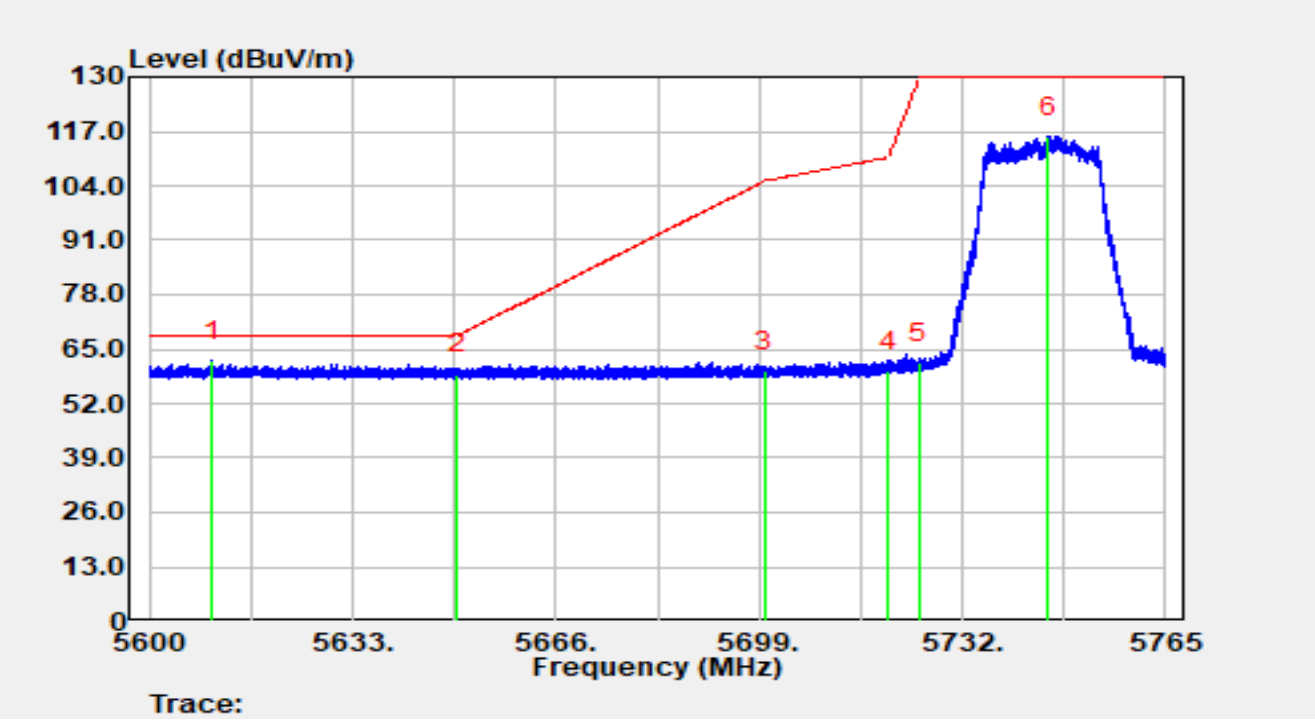

No	Mark	Frequency (MHz)	Reading (dBμV)	C.F (dB/m)	Measurement (dBμV/m)	Margin (dB)	Limit (dBμV/m)	Detector
1	*	5610.114	65.40	-3.28	62.13	-6.07	68.20	Peak
2		5650.000	62.42	-3.39	59.03	-9.17	68.20	Peak
3		5700.000	63.01	-3.36	59.65	-45.55	105.20	Peak
4		5720.000	63.08	-3.24	59.84	-50.96	110.80	Peak
5		5725.000	64.92	-3.21	61.71	-68.29	130.00	Peak
6		5745.893	118.88	-3.17	115.71	N/A	N/A	Peak

Notes:

1. " * " indicates the worst-case emission level observed during the measurement.
2. C.F (dB/m) = Antenna Factor (dB/m) + Cable Loss (dB) + Attenuation (dB) - AMP (dB).
3. Measurement (dBμV/m) = Reading (dBμV) + C.F (dB/m).

Site	SIP-AC2	Test Date	2025-08-03
Temperature	24.2 °C	Humidity	66.9%
Limit	FCC_Part 15.407_Band Edge(3 m)	Test Engineer	Mero Zhou
Factor	BBHA 9120D_02042	Polarity	Vertical
EUT	OmniAccess Stellar (AP571e)	Test Voltage	By PoE
Test Mode	Transmit by 802.11ax-HE20 at 5745 MHz		

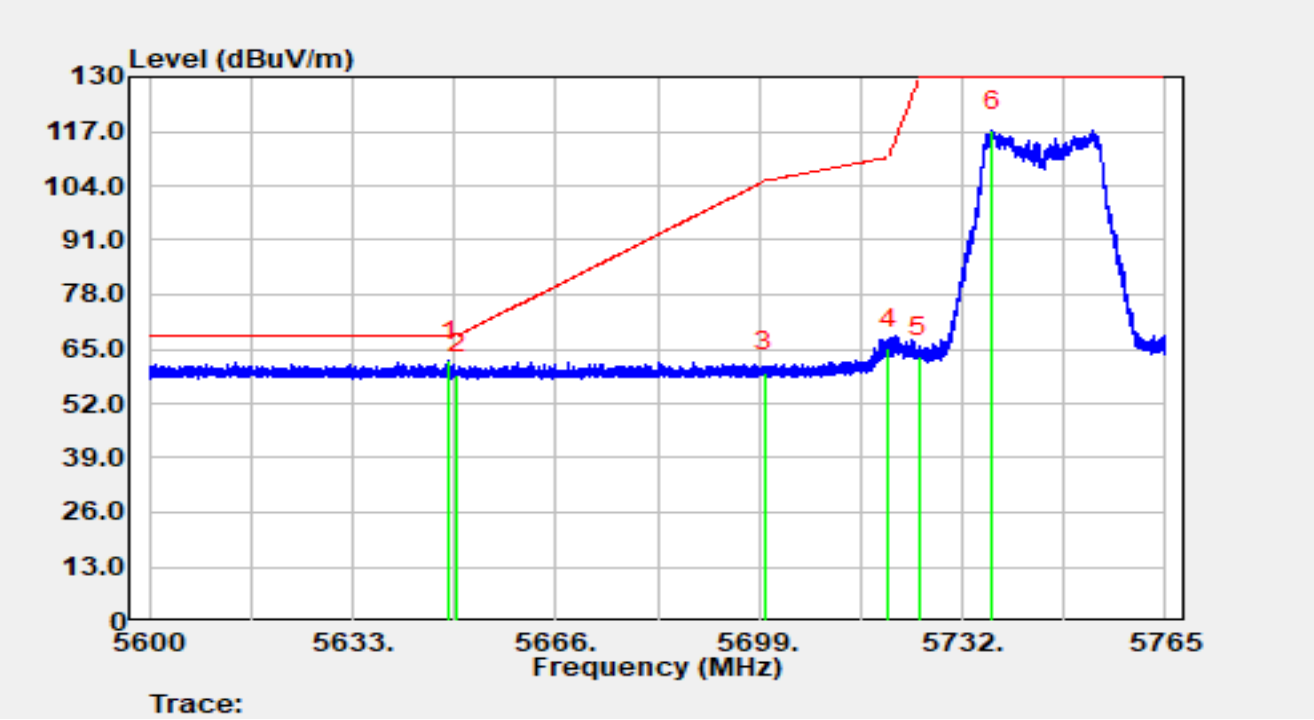

No	Mark	Frequency (MHz)	Reading (dBμV)	C.F (dB/m)	Measurement (dBμV/m)	Margin (dB)	Limit (dBμV/m)	Detector
1	*	5648.625	65.57	-3.38	62.19	-6.01	68.20	Peak
2		5650.000	62.39	-3.39	59.00	-9.20	68.20	Peak
3		5700.000	62.95	-3.36	59.59	-45.61	105.20	Peak
4		5720.000	68.38	-3.24	65.14	-45.66	110.80	Peak
5		5725.000	66.38	-3.21	63.17	-66.83	130.00	Peak
6		5736.917	120.37	-3.16	117.21	N/A	N/A	Peak

Notes:

1. " * " indicates the worst-case emission level observed during the measurement.
2. C.F (dB/m) = Antenna Factor (dB/m) + Cable Loss (dB) + Attenuation (dB) - AMP (dB).
3. Measurement (dBμV/m) = Reading (dBμV) + C.F (dB/m).

Site	SIP-AC2	Test Date	2025-08-03
Temperature	24.2 °C	Humidity	66.9%
Limit	FCC_Part 15.407_Band Edge(3 m)	Test Engineer	Mero Zhou
Factor	BBHA 9120D_02042	Polarity	Horizontal
EUT	OmniAccess Stellar (AP571e)	Test Voltage	By PoE
Test Mode	Transmit by 802.11ax-HE20 at 5825 MHz		

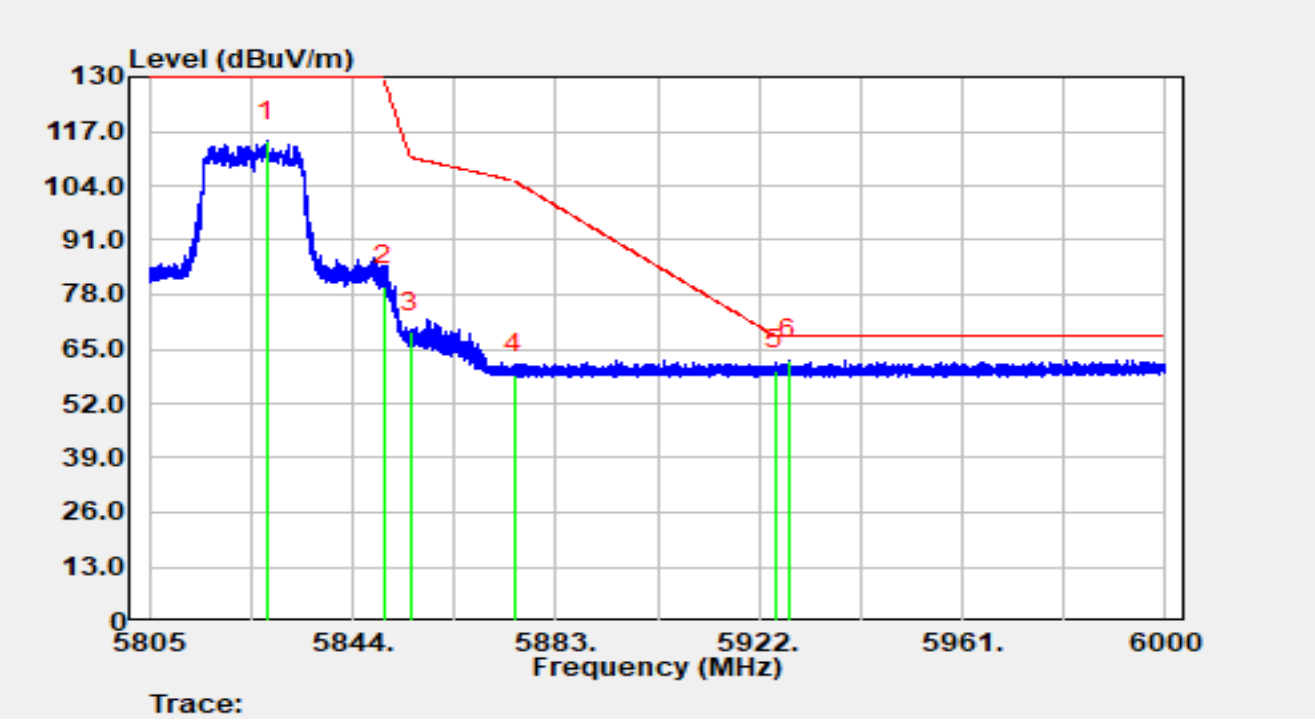

No	Mark	Frequency (MHz)	Reading (dBμV)	C.F (dB/m)	Measurement (dBμV/m)	Margin (dB)	Limit (dBμV/m)	Detector
1		5827.522	117.61	-3.05	114.56	N/A	N/A	Peak
2		5850.000	83.01	-2.82	80.19	-49.81	130.00	Peak
3		5855.000	71.65	-2.71	68.94	-41.86	110.80	Peak
4		5875.000	61.87	-2.82	59.05	-46.15	105.20	Peak
5		5925.000	62.68	-2.64	60.04	-8.16	68.20	Peak
6	*	5927.577	65.06	-2.66	62.40	-5.80	68.20	Peak

Notes:

1. " * " indicates the worst-case emission level observed during the measurement.
2. C.F (dB/m) = Antenna Factor (dB/m) + Cable Loss (dB) + Attenuation (dB) - AMP (dB).
3. Measurement (dBμV/m) = Reading (dBμV) + C.F (dB/m).

Site	SIP-AC2	Test Date	2025-08-03
Temperature	24.2 °C	Humidity	66.9%
Limit	FCC_Part 15.407_Band Edge(3 m)	Test Engineer	Mero Zhou
Factor	BBHA 9120D_02042	Polarity	Vertical
EUT	OmniAccess Stellar (AP571e)	Test Voltage	By PoE
Test Mode	Transmit by 802.11ax-HE20 at 5825 MHz		

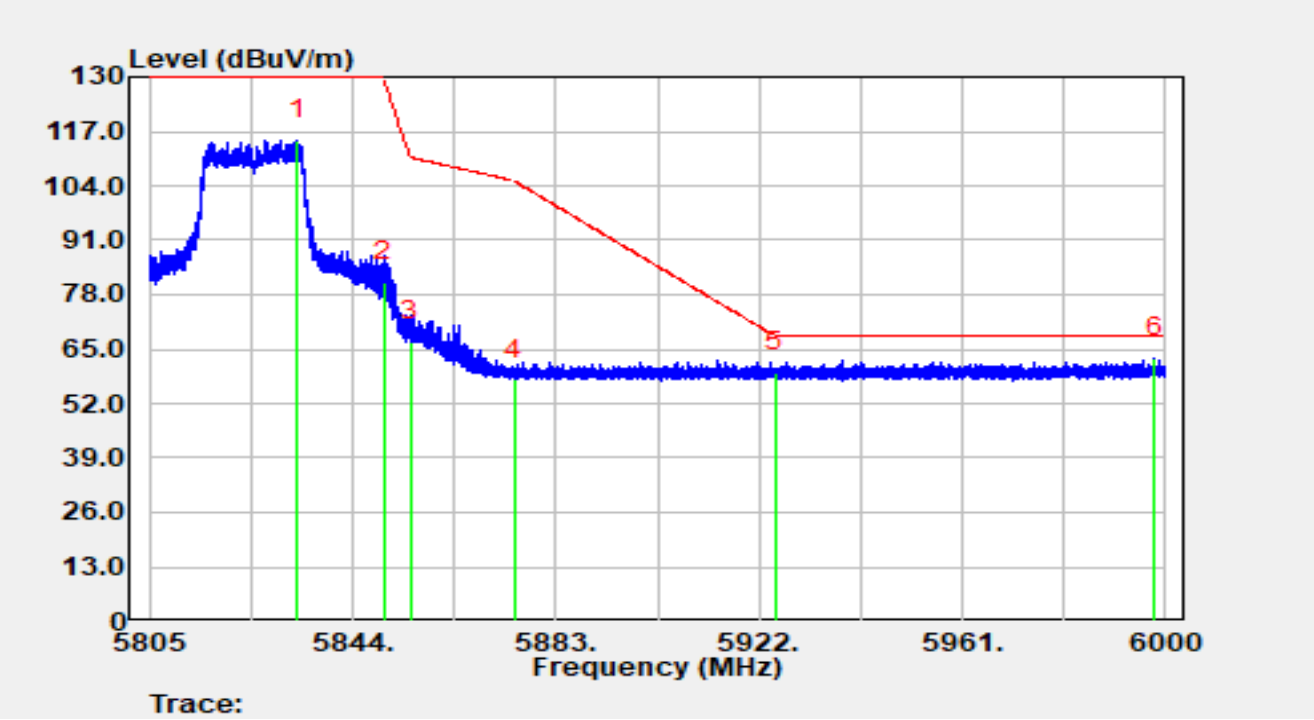

No	Mark	Frequency (MHz)	Reading (dBμV)	C.F (dB/m)	Measurement (dBμV/m)	Margin (dB)	Limit (dBμV/m)	Detector
1		5833.294	117.95	-3.02	114.93	N/A	N/A	Peak
2		5850.000	83.78	-2.82	80.96	-49.04	130.00	Peak
3		5855.000	69.54	-2.71	66.83	-43.97	110.80	Peak
4		5875.000	60.53	-2.82	57.71	-47.49	105.20	Peak
5		5925.000	62.23	-2.64	59.59	-8.61	68.20	Peak
6	*	5997.914	65.19	-2.40	62.79	-5.41	68.20	Peak

Notes:

1. " * " indicates the worst-case emission level observed during the measurement.
2. C.F (dB/m) = Antenna Factor (dB/m) + Cable Loss (dB) + Attenuation (dB) - AMP (dB).
3. Measurement (dBμV/m) = Reading (dBμV) + C.F (dB/m).

Site	SIP-AC2	Test Date	2025-08-03
Temperature	24.2 °C	Humidity	66.9%
Limit	FCC_Part15_Band Edge(3 m)	Test Engineer	Justin Guo
Factor	BBHA 9120D_02042	Polarity	Horizontal
EUT	OmniAccess Stellar (AP571e)	Test Voltage	By PoE
Test Mode	Transmit by 802.11ax-HE40 at 5510 MHz		

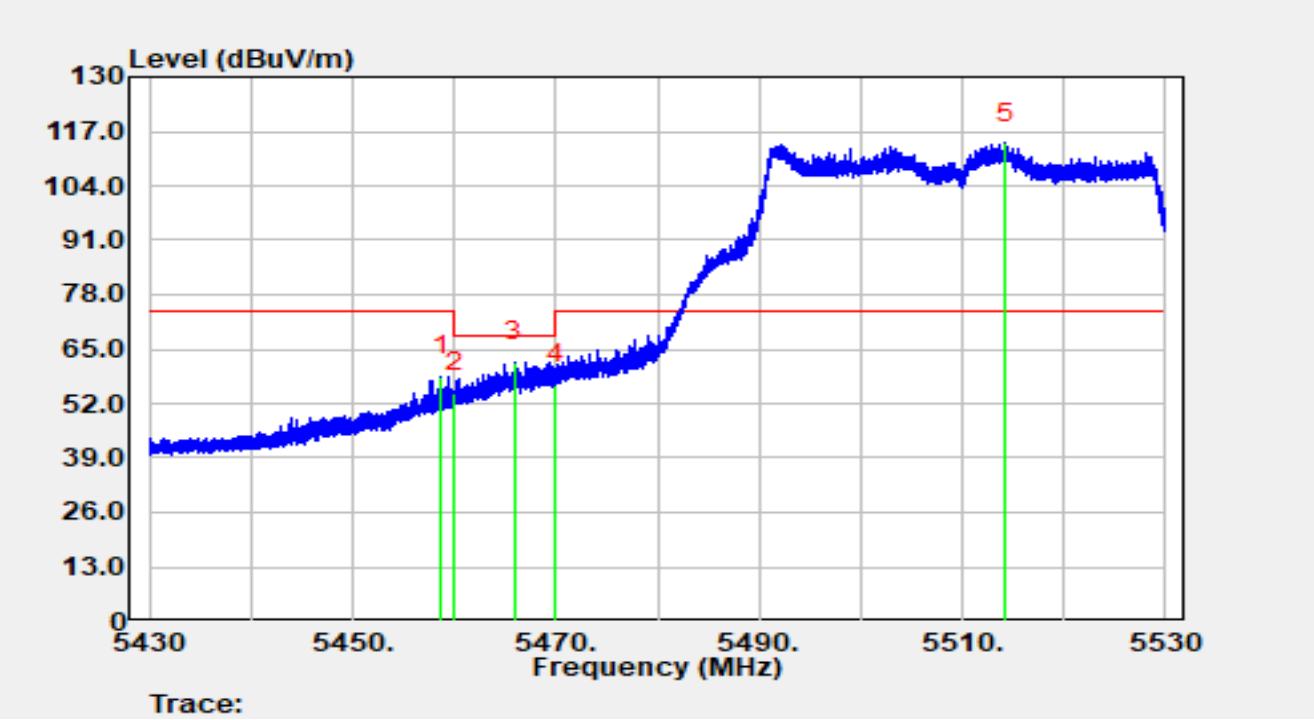

No	Mark	Frequency (MHz)	Reading (dBμV)	C.F (dB/m)	Measurement (dBμV/m)	Margin (dB)	Limit (dBμV/m)	Detector
1		5458.690	59.67	-1.21	58.46	-15.54	74.00	Peak
2		5460.000	55.58	-1.09	54.49	-13.71	68.20	Peak
3	*	5465.950	62.25	-0.33	61.92	-6.28	68.20	Peak
4		5470.000	56.02	0.57	56.59	-11.61	68.20	Peak
5		5514.220	69.01	45.23	114.24	N/A	N/A	Peak

Notes:

1. " * " indicates the worst-case emission level observed during the measurement.
2. C.F (dB/m) = Antenna Factor (dB/m) + Cable Loss (dB) + Attenuation (dB) - AMP (dB).
3. Measurement (dBμV/m) = Reading (dBμV) + C.F (dB/m).

Site	SIP-AC2	Test Date	2025-08-03
Temperature	24.2 °C	Humidity	66.9%
Limit	FCC_Part15_Band Edge(3 m)	Test Engineer	Justin Guo
Factor	BBHA 9120D_02042	Polarity	Horizontal
EUT	OmniAccess Stellar (AP571e)	Test Voltage	By PoE
Test Mode	Transmit by 802.11ax-HE40 at 5510 MHz		

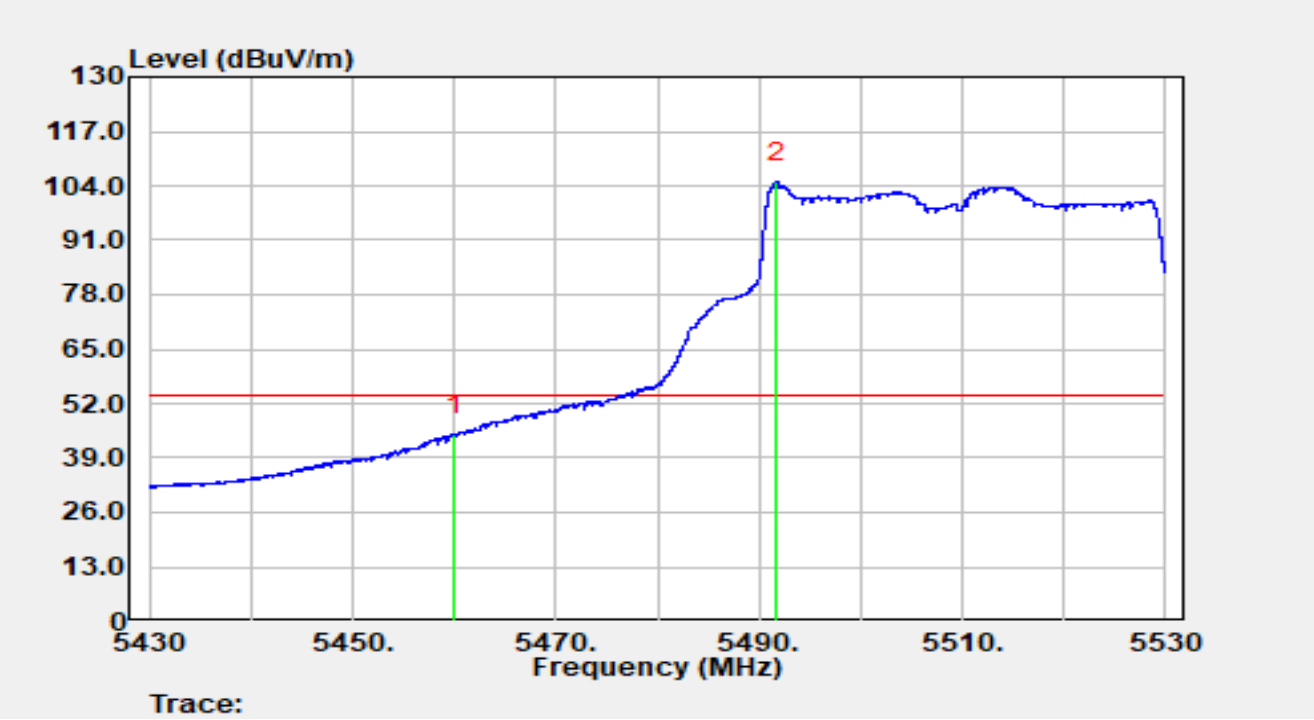

No	Mark	Frequency (MHz)	Reading (dBμV)	C.F (dB/m)	Measurement (dBμV/m)	Margin (dB)	Limit (dBμV/m)	Detector
1	*	5460.000	45.56	-1.09	44.47	-9.53	54.00	Average
2		5491.710	57.87	47.03	104.90	N/A	N/A	Average

Notes:

1. " * " indicates the worst-case emission level observed during the measurement.
2. C.F (dB/m) = Antenna Factor (dB/m) + Cable Loss (dB) + Attenuation (dB) - AMP (dB).
3. Measurement (dBμV/m) = Reading (dBμV) + C.F (dB/m).

Site	SIP-AC2	Test Date	2025-08-03
Temperature	24.2 °C	Humidity	66.9%
Limit	FCC_Part15_Band Edge(3 m)	Test Engineer	Justin Guo
Factor	BBHA 9120D_02042	Polarity	Vertical
EUT	OmniAccess Stellar (AP571e)	Test Voltage	By PoE
Test Mode	Transmit by 802.11ax-HE40 at 5510 MHz		

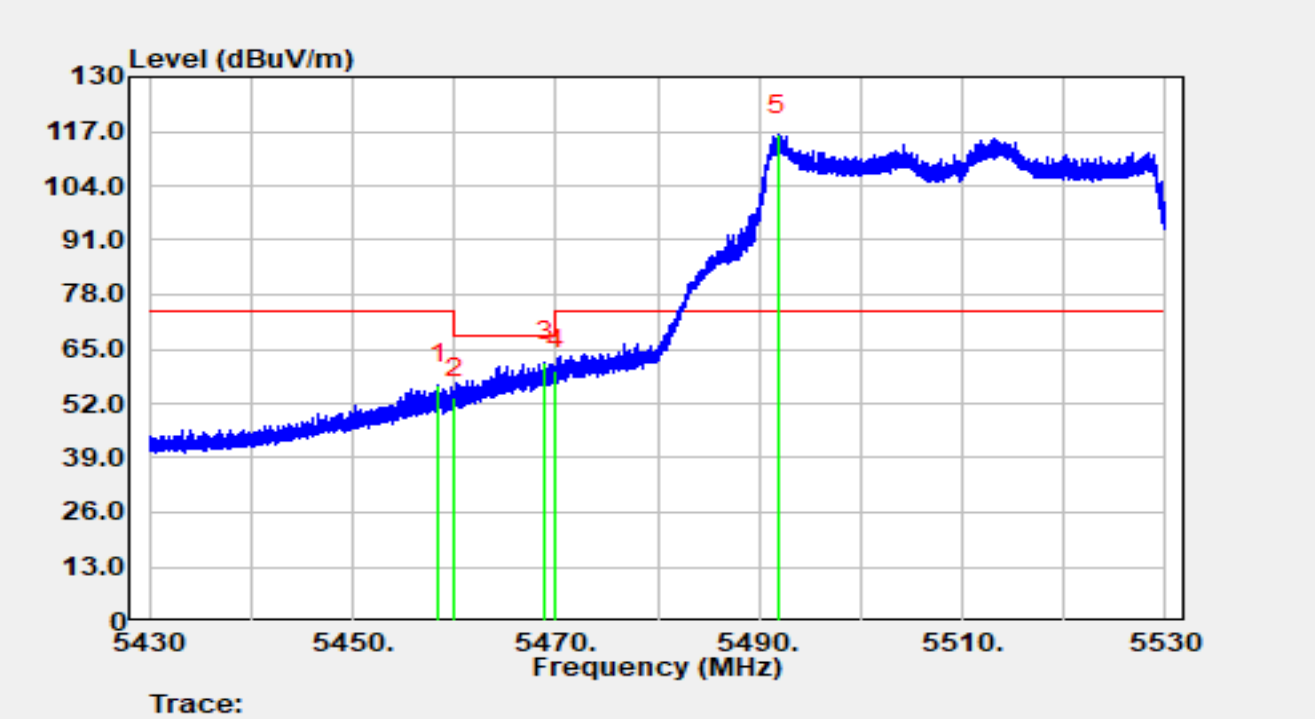

No	Mark	Frequency (MHz)	Reading (dBμV)	C.F (dB/m)	Measurement (dBμV/m)	Margin (dB)	Limit (dBμV/m)	Detector
1		5458.480	57.74	-1.19	56.56	-17.44	74.00	Peak
2		5460.000	54.44	-1.09	53.36	-14.84	68.20	Peak
3	*	5468.890	61.52	0.30	61.81	-6.39	68.20	Peak
4		5470.000	59.42	0.57	59.99	-8.21	68.20	Peak
5		5491.820	68.95	47.12	116.07	N/A	N/A	Peak

Notes:

1. " * " indicates the worst-case emission level observed during the measurement.
2. C.F (dB/m) = Antenna Factor (dB/m) + Cable Loss (dB) + Attenuation (dB) - AMP (dB).
3. Measurement (dBμV/m) = Reading (dBμV) + C.F (dB/m).

Site	SIP-AC2	Test Date	2025-08-03
Temperature	24.2 °C	Humidity	66.9%
Limit	FCC_Part15_Band Edge(3 m)	Test Engineer	Justin Guo
Factor	BBHA 9120D_02042	Polarity	Vertical
EUT	OmniAccess Stellar (AP571e)	Test Voltage	By PoE
Test Mode	Transmit by 802.11ax-HE40 at 5510 MHz		

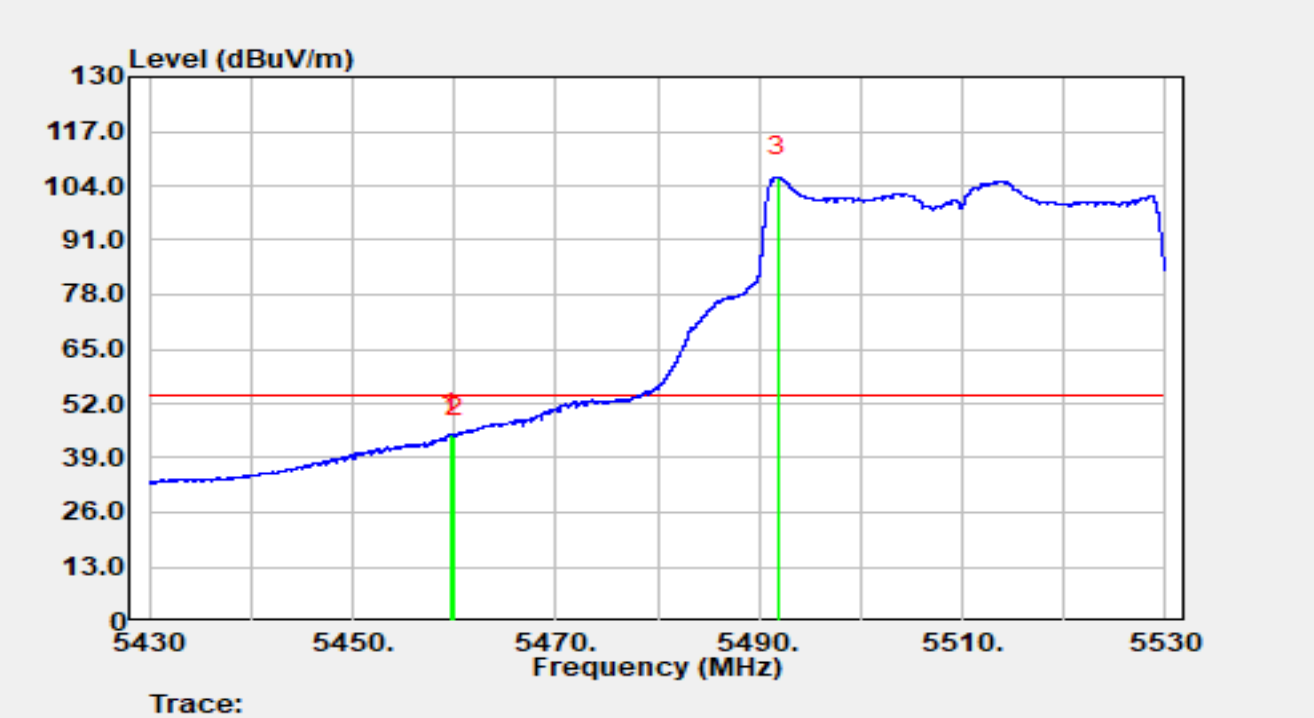

No	Mark	Frequency (MHz)	Reading (dBμV)	C.F (dB/m)	Measurement (dBμV/m)	Margin (dB)	Limit (dBμV/m)	Detector
1	*	5459.650	45.85	-1.12	44.73	-9.27	54.00	Average
2		5460.000	45.08	-1.09	43.99	-10.01	54.00	Average
3		5491.860	58.96	47.16	106.12	N/A	N/A	Average

Notes:

1. " * " indicates the worst-case emission level observed during the measurement.
2. C.F (dB/m) = Antenna Factor (dB/m) + Cable Loss (dB) + Attenuation (dB) - AMP (dB).
3. Measurement (dBμV/m) = Reading (dBμV) + C.F (dB/m).

Site	SIP-AC2	Test Date	2025-08-03
Temperature	24.2 °C	Humidity	66.9%
Limit	FCC_Part15_Band Edge(3 m)	Test Engineer	Justin Guo
Factor	BBHA 9120D_02042	Polarity	Horizontal
EUT	OmniAccess Stellar (AP571e)	Test Voltage	By PoE
Test Mode	Transmit by 802.11ax-HE40 at 5670 MHz		

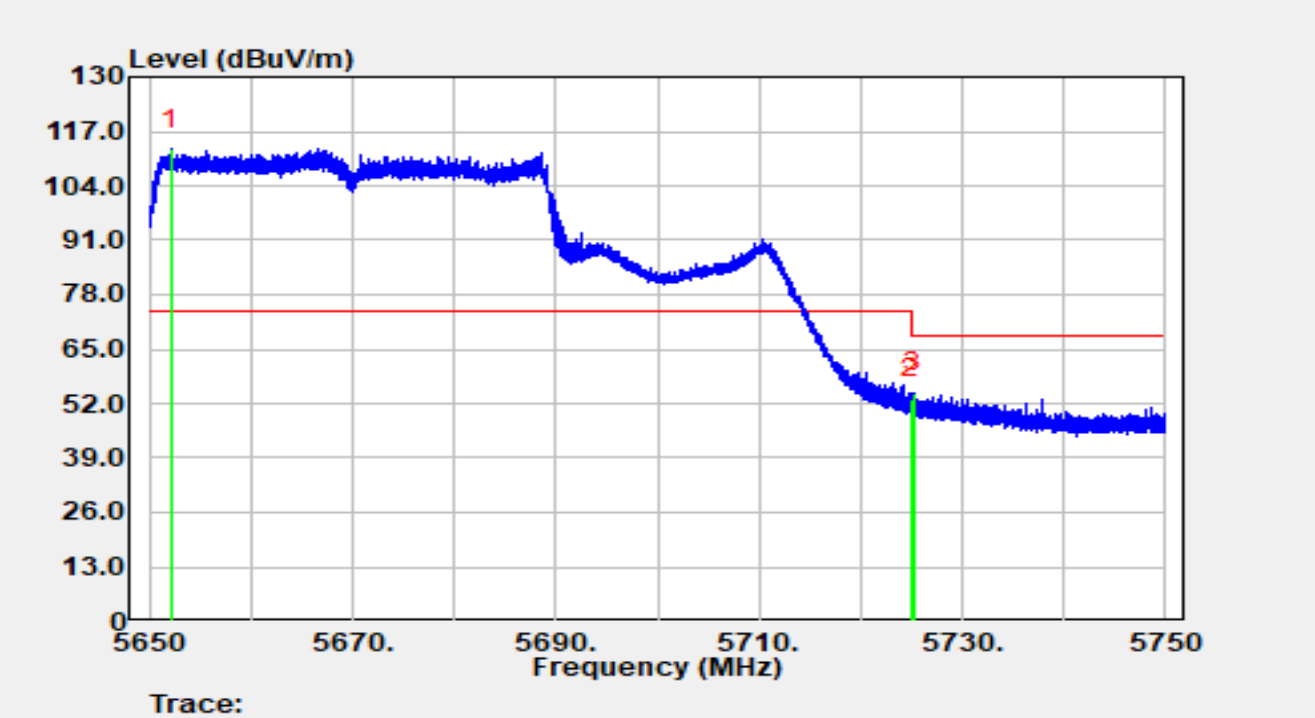

No	Mark	Frequency (MHz)	Reading (dBμV)	C.F (dB/m)	Measurement (dBμV/m)	Margin (dB)	Limit (dBμV/m)	Detector
1		5652.170	66.44	46.35	112.79	N/A	N/A	Peak
2		5725.000	50.37	2.78	53.15	-15.05	68.20	Peak
3	*	5725.180	51.99	2.67	54.66	-13.54	68.20	Peak

Notes:

1. " * " indicates the worst-case emission level observed during the measurement.
2. C.F (dB/m) = Antenna Factor (dB/m) + Cable Loss (dB) + Attenuation (dB) - AMP (dB).
3. Measurement (dBμV/m) = Reading (dBμV) + C.F (dB/m).

Site	SIP-AC2	Test Date	2025-08-03
Temperature	24.2 °C	Humidity	66.9%
Limit	FCC_Part15_Band Edge(3 m)	Test Engineer	Justin Guo
Factor	BBHA 9120D_02042	Polarity	Vertical
EUT	OmniAccess Stellar (AP571e)	Test Voltage	By PoE
Test Mode	Transmit by 802.11ax-HE40 at 5670 MHz		

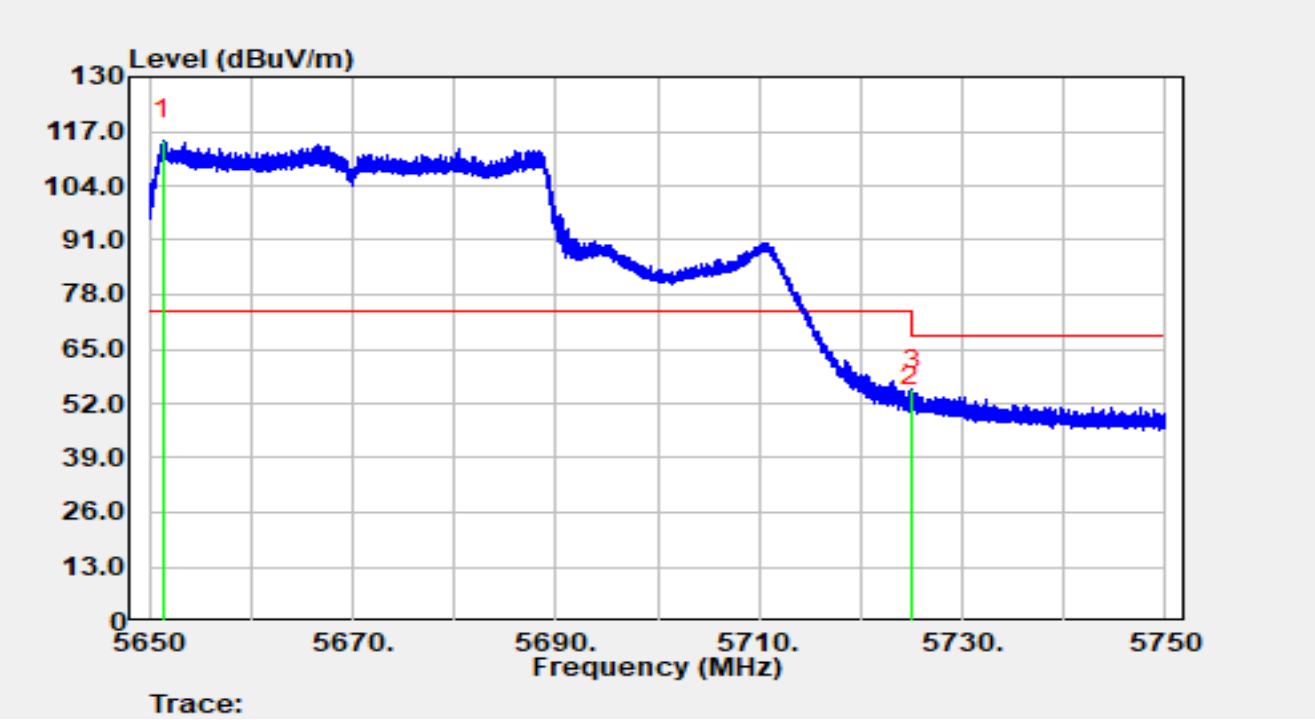

No	Mark	Frequency (MHz)	Reading (dBμV)	C.F (dB/m)	Measurement (dBμV/m)	Margin (dB)	Limit (dBμV/m)	Detector
1		5651.310	67.06	47.80	114.86	N/A	N/A	Peak
2		5725.000	48.60	2.78	51.38	-16.82	68.20	Peak
3	*	5725.070	52.57	2.74	55.31	-12.89	68.20	Peak

Notes:

1. " * " indicates the worst-case emission level observed during the measurement.
2. C.F (dB/m) = Antenna Factor (dB/m) + Cable Loss (dB) + Attenuation (dB) - AMP (dB).
3. Measurement (dBμV/m) = Reading (dBμV) + C.F (dB/m).

Site	SIP-AC2	Test Date	2025-08-03
Temperature	24.2 °C	Humidity	66.9%
Limit	FCC_Part 15.407_Band Edge(3 m)	Test Engineer	Mero Zhou
Factor	BBHA 9120D_02042	Polarity	Horizontal
EUT	OmniAccess Stellar (AP571e)	Test Voltage	By PoE
Test Mode	Transmit by 802.11ax-HE40 at 5755 MHz		

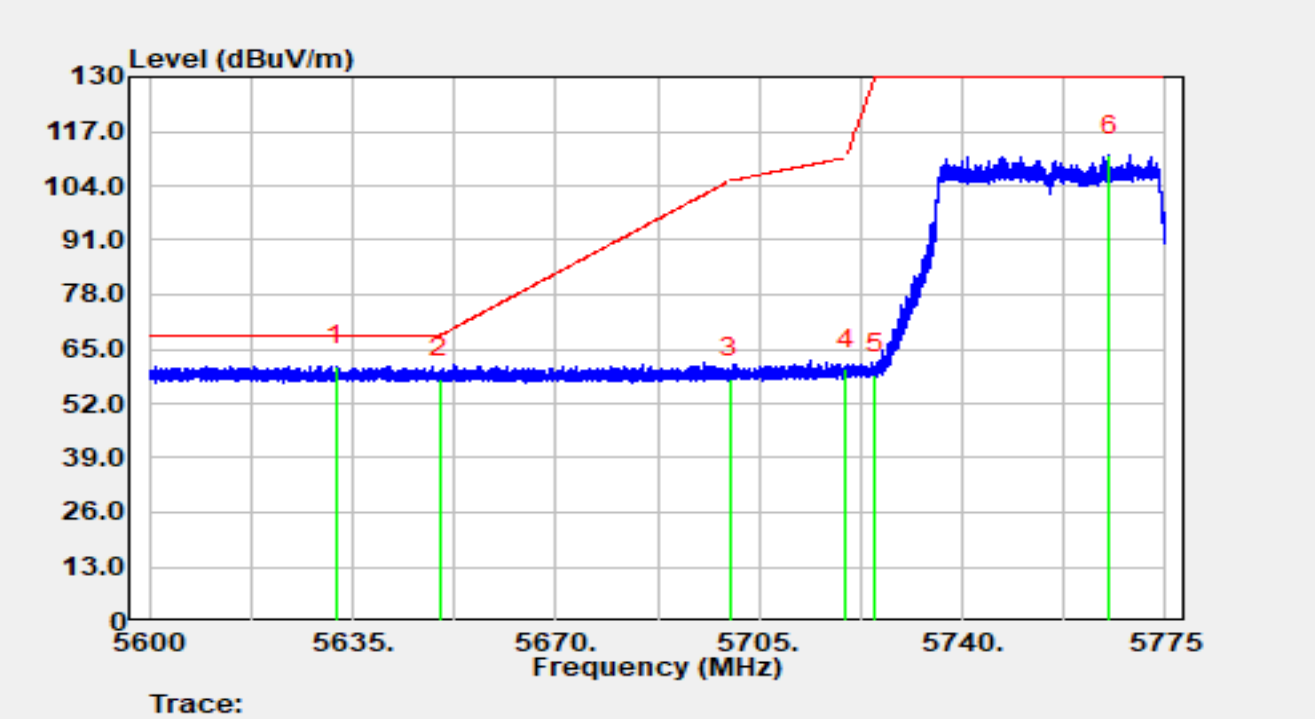

No	Mark	Frequency (MHz)	Reading (dBμV)	C.F (dB/m)	Measurement (dBμV/m)	Margin (dB)	Limit (dBμV/m)	Detector
1	*	5632.183	64.32	-3.35	60.97	-7.23	68.20	Peak
2		5650.000	61.34	-3.39	57.95	-10.25	68.20	Peak
3		5700.000	61.38	-3.36	58.02	-47.18	105.20	Peak
4		5720.000	63.52	-3.24	60.29	-50.51	110.80	Peak
5		5725.000	62.31	-3.21	59.10	-70.90	130.00	Peak
6		5765.305	114.41	-3.23	111.18	N/A	N/A	Peak

Notes:

1. " * " indicates the worst-case emission level observed during the measurement.
2. C.F (dB/m) = Antenna Factor (dB/m) + Cable Loss (dB) + Attenuation (dB) - AMP (dB).
3. Measurement (dBμV/m) = Reading (dBμV) + C.F (dB/m).

Site	SIP-AC2	Test Date	2025-08-03
Temperature	24.2 °C	Humidity	66.9%
Limit	FCC_Part 15.407_Band Edge(3 m)	Test Engineer	Mero Zhou
Factor	BBHA 9120D_02042	Polarity	Vertical
EUT	OmniAccess Stellar (AP571e)	Test Voltage	By PoE
Test Mode	Transmit by 802.11ax-HE40 at 5755 MHz		

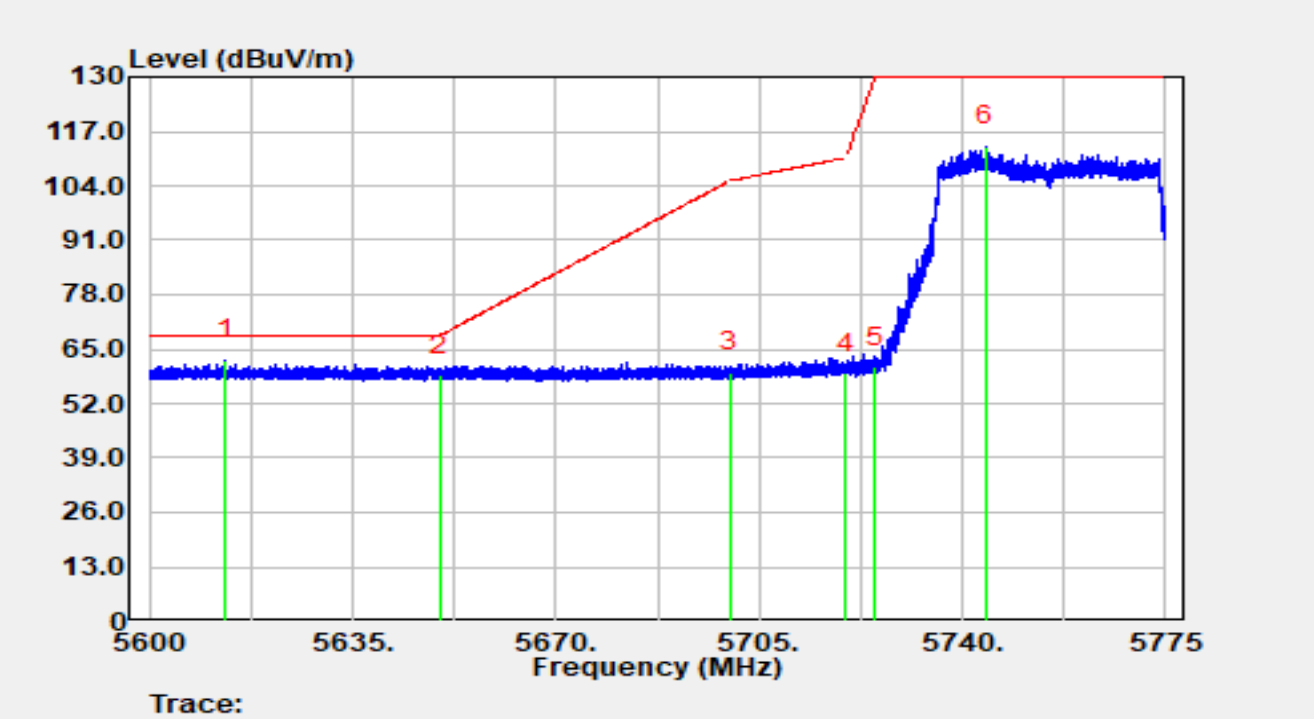

No	Mark	Frequency (MHz)	Reading (dBμV)	C.F (dB/m)	Measurement (dBμV/m)	Margin (dB)	Limit (dBμV/m)	Detector
1	*	5613.038	65.64	-3.30	62.34	-5.86	68.20	Peak
2		5650.000	62.16	-3.39	58.77	-9.43	68.20	Peak
3		5700.000	62.75	-3.36	59.39	-45.81	105.20	Peak
4		5720.000	62.58	-3.24	59.34	-51.46	110.80	Peak
5		5725.000	64.03	-3.21	60.83	-69.17	130.00	Peak
6		5744.112	116.68	-3.15	113.53	N/A	N/A	Peak

Notes:

1. " * " indicates the worst-case emission level observed during the measurement.
2. C.F (dB/m) = Antenna Factor (dB/m) + Cable Loss (dB) + Attenuation (dB) - AMP (dB).
3. Measurement (dBμV/m) = Reading (dBμV) + C.F (dB/m).

Site	SIP-AC2	Test Date	2025-08-03
Temperature	24.2 °C	Humidity	66.9%
Limit	FCC_Part 15.407_Band Edge(3 m)	Test Engineer	Mero Zhou
Factor	BBHA 9120D_02042	Polarity	Horizontal
EUT	OmniAccess Stellar (AP571e)	Test Voltage	By PoE
Test Mode	Transmit by 802.11ax-HE40 at 5795 MHz		

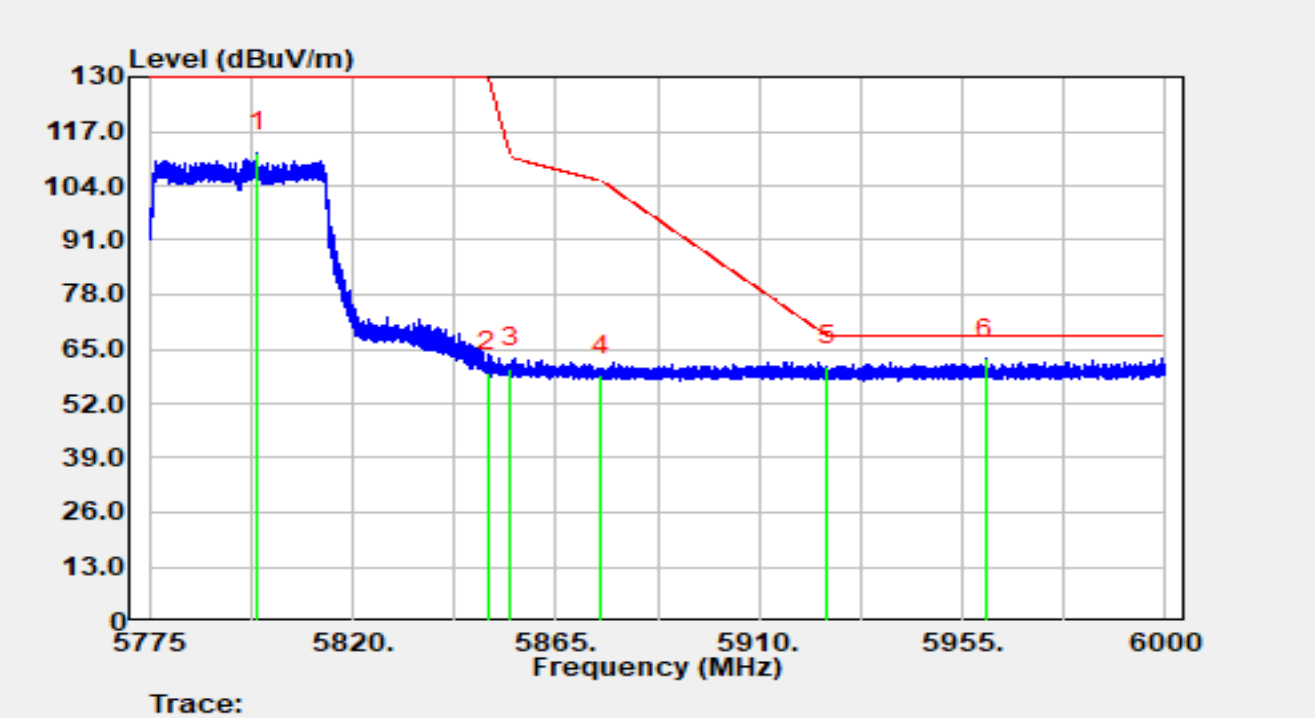

No	Mark	Frequency (MHz)	Reading (dBμV)	C.F (dB/m)	Measurement (dBμV/m)	Margin (dB)	Limit (dBμV/m)	Detector
1		5798.850	115.11	-3.19	111.92	N/A	N/A	Peak
2		5850.000	62.41	-2.82	59.59	-70.41	130.00	Peak
3		5855.000	63.20	-2.71	60.49	-50.31	110.80	Peak
4		5875.000	61.53	-2.82	58.71	-46.49	105.20	Peak
5		5925.000	63.54	-2.64	60.90	-7.30	68.20	Peak
6	*	5960.220	65.27	-2.65	62.62	-5.58	68.20	Peak

Notes:

1. " * " indicates the worst-case emission level observed during the measurement.
2. C.F (dB/m) = Antenna Factor (dB/m) + Cable Loss (dB) + Attenuation (dB) - AMP (dB).
3. Measurement (dBμV/m) = Reading (dBμV) + C.F (dB/m).

Site	SIP-AC2	Test Date	2025-08-03
Temperature	24.2 °C	Humidity	66.9%
Limit	FCC_Part 15.407_Band Edge(3 m)	Test Engineer	Mero Zhou
Factor	BBHA 9120D_02042	Polarity	Vertical
EUT	OmniAccess Stellar (AP571e)	Test Voltage	By PoE
Test Mode	Transmit by 802.11ax-HE40 at 5795 MHz		

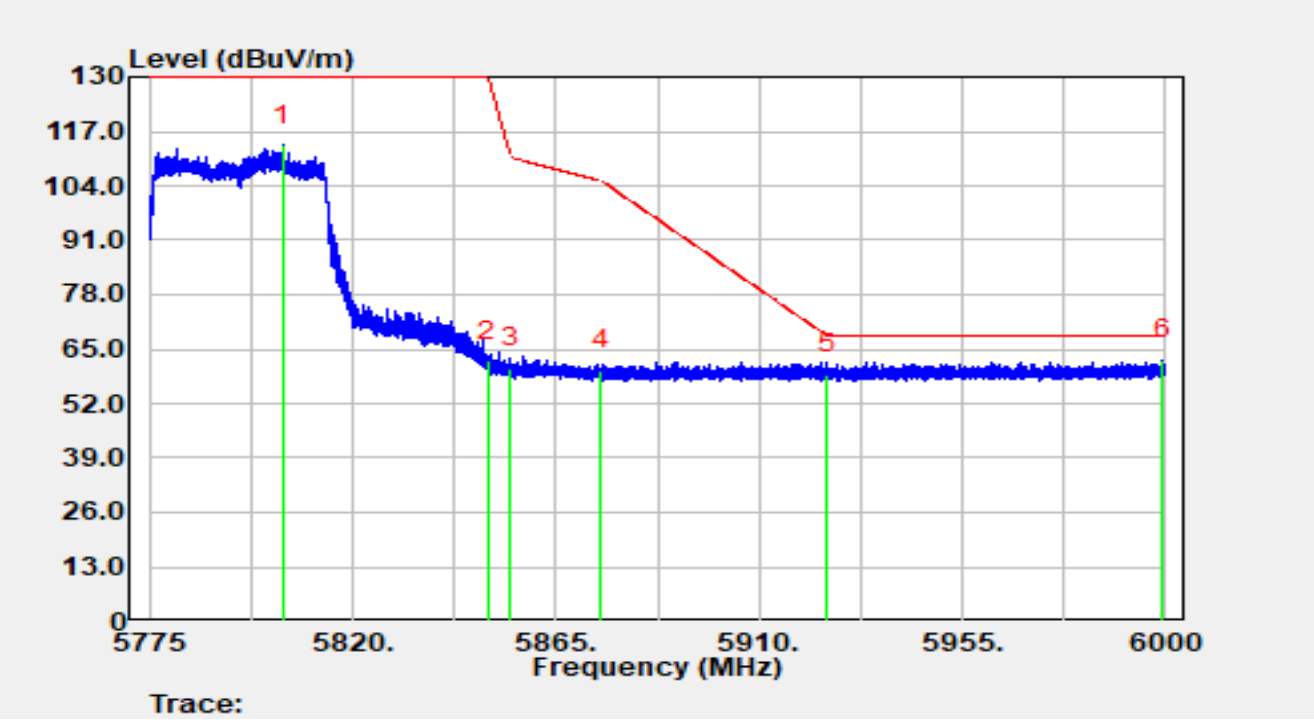

No	Mark	Frequency (MHz)	Reading (dBμV)	C.F (dB/m)	Measurement (dBμV/m)	Margin (dB)	Limit (dBμV/m)	Detector
1		5804.498	116.62	-3.01	113.60	N/A	N/A	Peak
2		5850.000	65.04	-2.82	62.22	-67.78	130.00	Peak
3		5855.000	63.11	-2.71	60.40	-50.40	110.80	Peak
4		5875.000	62.87	-2.82	60.06	-45.14	105.20	Peak
5		5925.000	61.54	-2.64	58.89	-9.31	68.20	Peak
6	*	5999.460	64.82	-2.42	62.40	-5.80	68.20	Peak

Notes:

1. " * " indicates the worst-case emission level observed during the measurement.
2. C.F (dB/m) = Antenna Factor (dB/m) + Cable Loss (dB) + Attenuation (dB) - AMP (dB).
3. Measurement (dBμV/m) = Reading (dBμV) + C.F (dB/m).

Site	SIP-AC2	Test Date	2025-08-03
Temperature	24.2 °C	Humidity	66.9%
Limit	FCC_Part15_Band Edge(3 m)	Test Engineer	Justin Guo
Factor	BBHA 9120D_02042	Polarity	Horizontal
EUT	OmniAccess Stellar (AP571e)	Test Voltage	By PoE
Test Mode	Transmit by 802.11ax-HE80 at 5530 MHz		

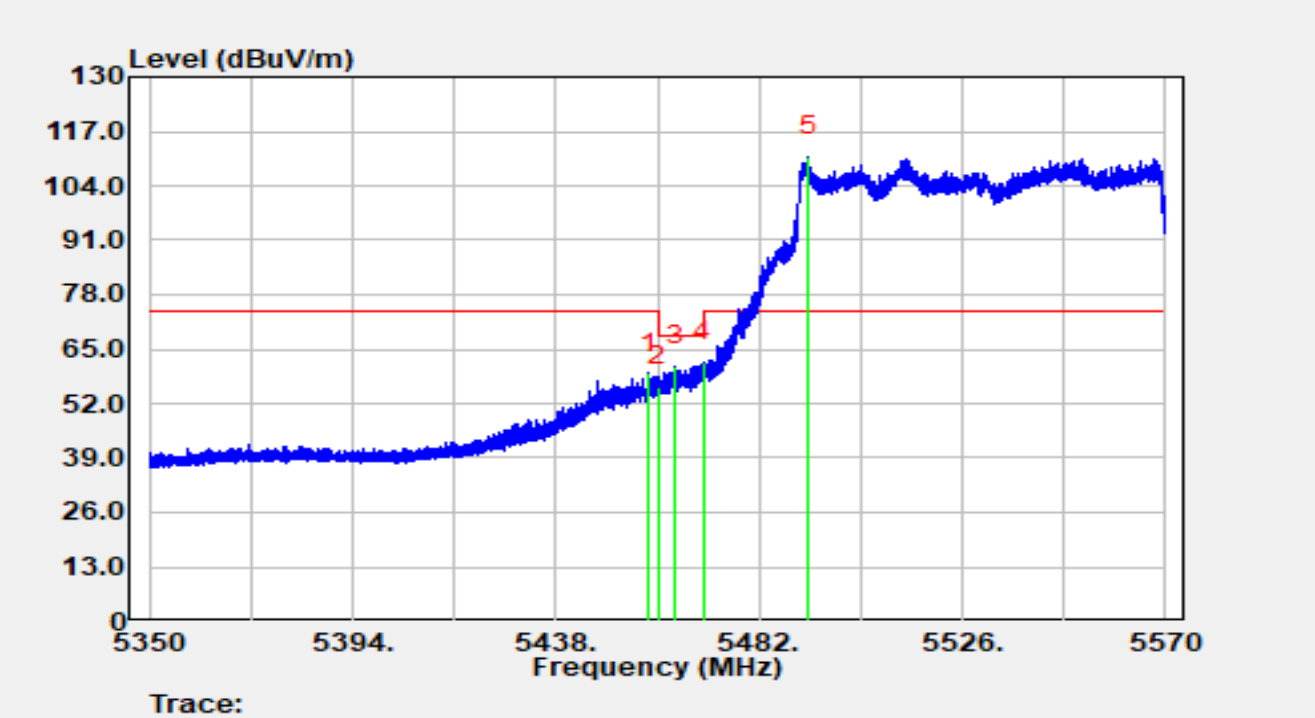

No	Mark	Frequency (MHz)	Reading (dBμV)	C.F (dB/m)	Measurement (dBμV/m)	Margin (dB)	Limit (dBμV/m)	Detector
1		5457.998	60.44	-1.22	59.21	-14.79	74.00	Peak
2		5460.000	57.19	-1.09	56.10	-12.10	68.20	Peak
3		5463.872	61.66	-0.68	60.98	-7.22	68.20	Peak
4	*	5470.000	61.39	0.57	61.96	-6.24	68.20	Peak
5		5492.846	64.15	46.90	111.05	N/A	N/A	Peak

Notes:

1. " * " indicates the worst-case emission level observed during the measurement.
2. C.F (dB/m) = Antenna Factor (dB/m) + Cable Loss (dB) + Attenuation (dB) - AMP (dB).
3. Measurement (dBμV/m) = Reading (dBμV) + C.F (dB/m).

Site	SIP-AC2	Test Date	2025-08-03
Temperature	24.2 °C	Humidity	66.9%
Limit	FCC_Part15_Band Edge(3 m)	Test Engineer	Justin Guo
Factor	BBHA 9120D_02042	Polarity	Horizontal
EUT	OmniAccess Stellar (AP571e)	Test Voltage	By PoE
Test Mode	Transmit by 802.11ax-HE80 at 5530 MHz		

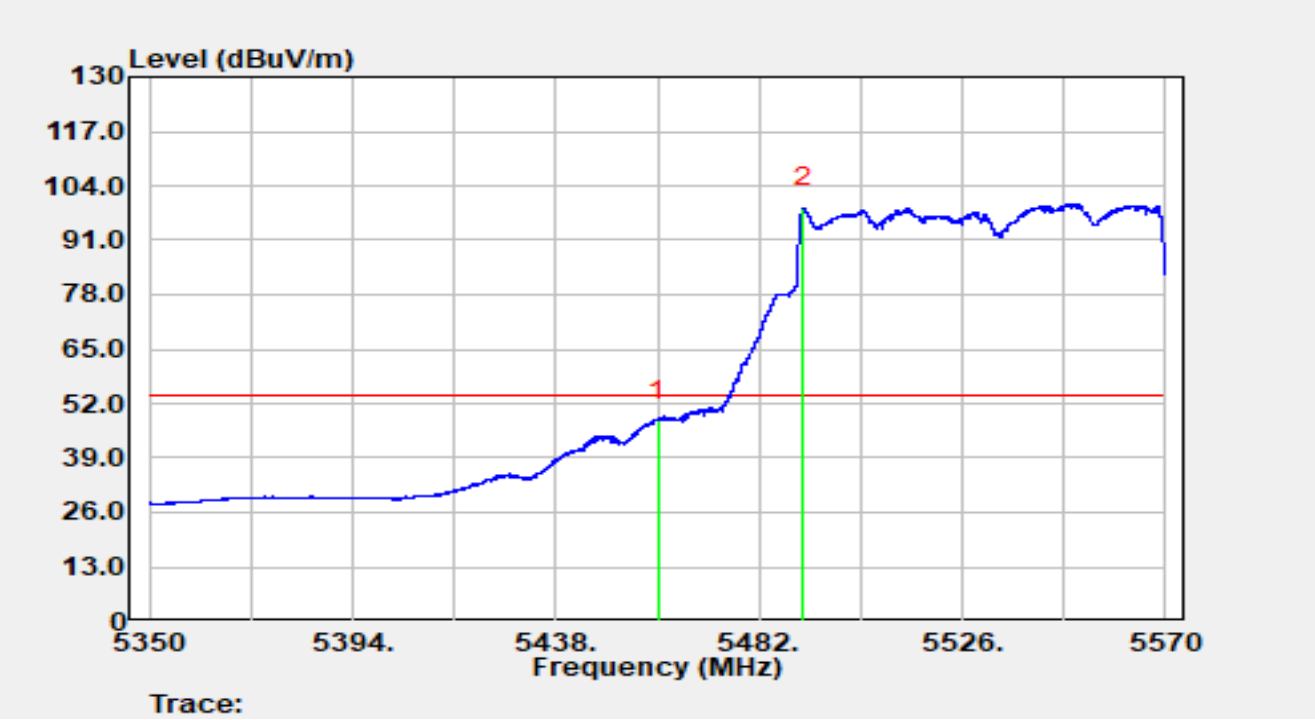

No	Mark	Frequency (MHz)	Reading (dBμV)	C.F (dB/m)	Measurement (dBμV/m)	Margin (dB)	Limit (dBμV/m)	Detector
1	*	5460.000	49.14	-1.09	48.06	-5.94	54.00	Average
2		5491.614	51.82	46.94	98.76	N/A	N/A	Average

Notes:

1. " * " indicates the worst-case emission level observed during the measurement.
2. C.F (dB/m) = Antenna Factor (dB/m) + Cable Loss (dB) + Attenuation (dB) - AMP (dB).
3. Measurement (dBμV/m) = Reading (dBμV) + C.F (dB/m).