802.11be-EHT160 In-Band Emission - Ant 0	
Channel 15 (6025 MHz)	Channel 47 (6185 MHz)
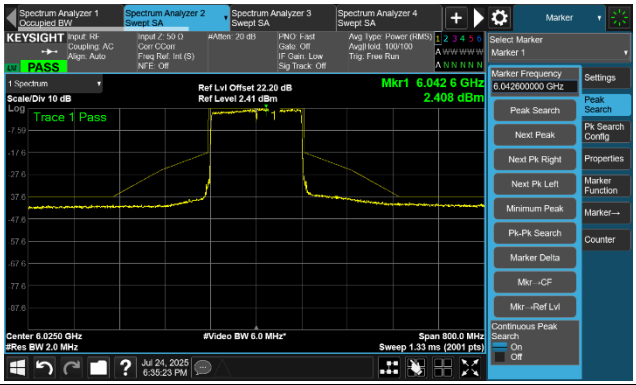	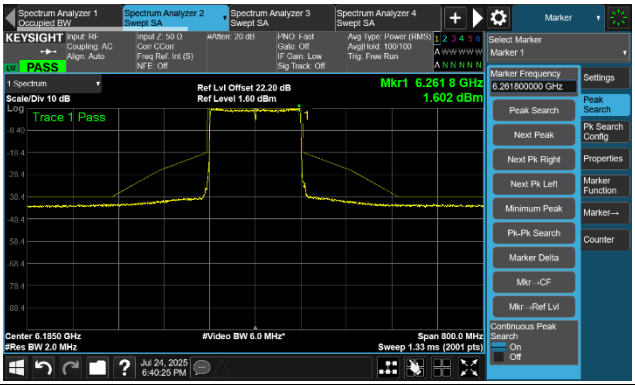
Channel 79 (6345 MHz)	Channel 143 (6665 MHz)
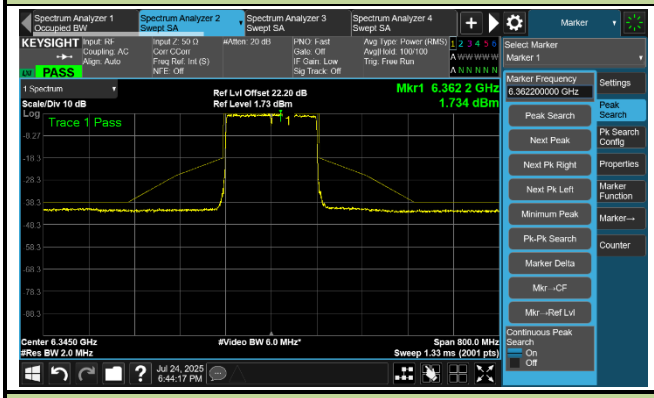	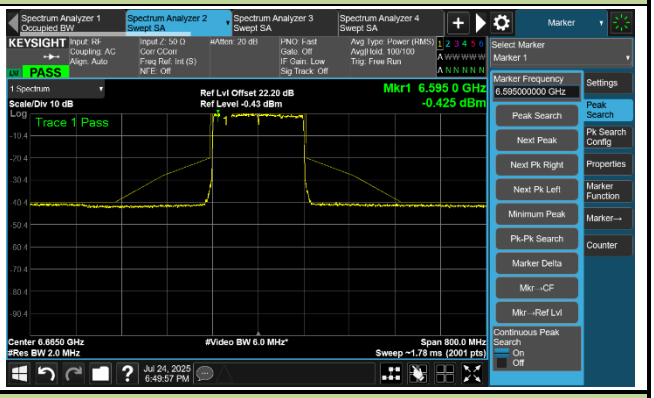
802.11be-EHT320 Power Spectral Density- Ant 0	
Channel 31 (6105 MHz)	Channel 63 (6265 MHz)
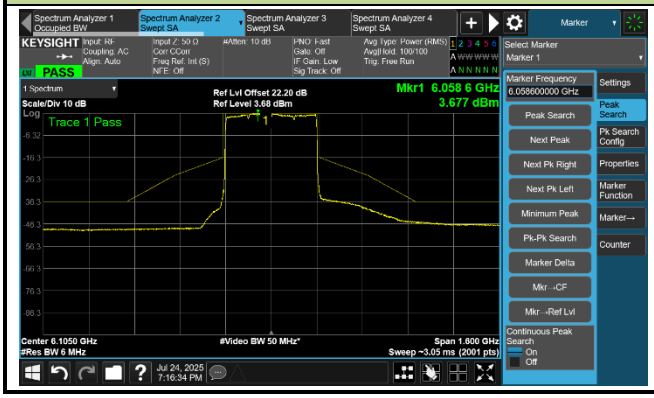	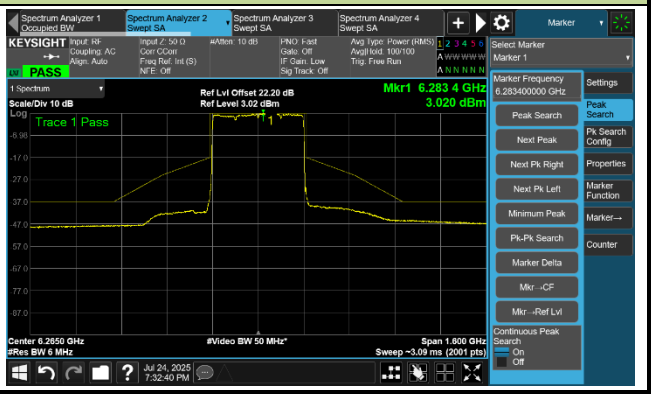

Note: The limit is based on 99% bandwidth, the limit is more stringent than the limit based on 26 dB bandwidth.

802.11ax-HE20 In-Band Emission - Ant 1

Channel 1 (5955 MHz)

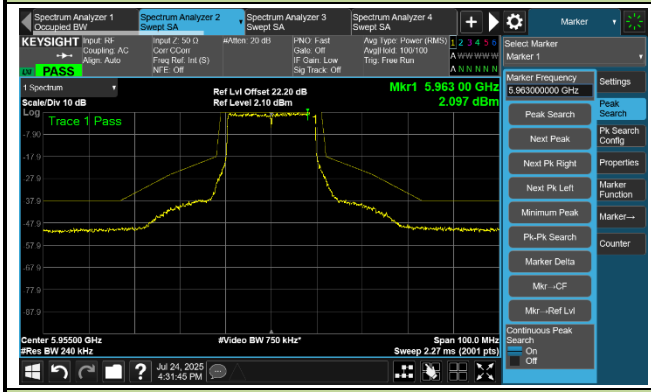

Channel 49 (6195 MHz)

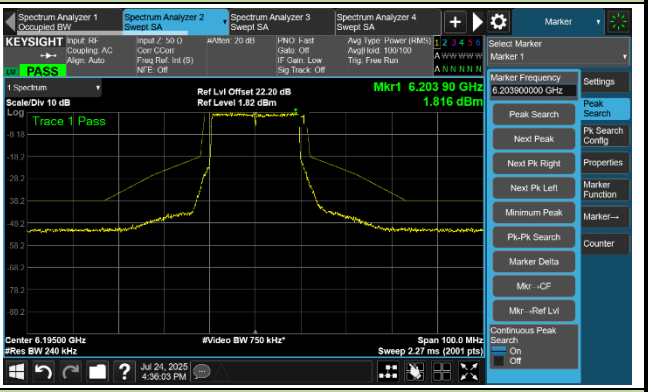

Channel 93 (6415 MHz)

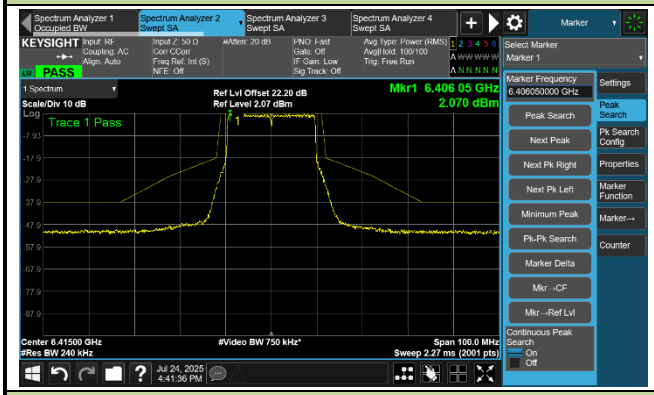

Channel 117 (6535 MHz)

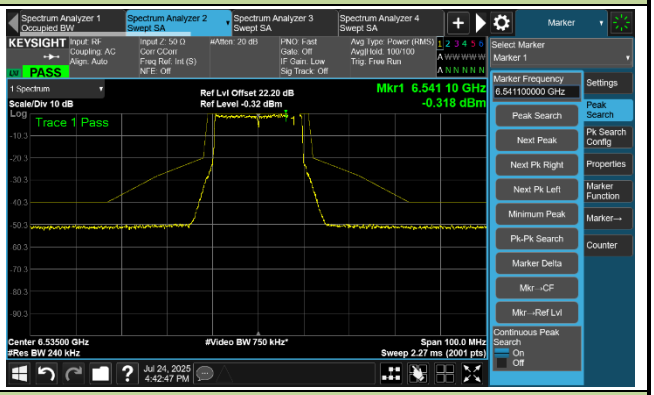

Channel 149 (6695 MHz)

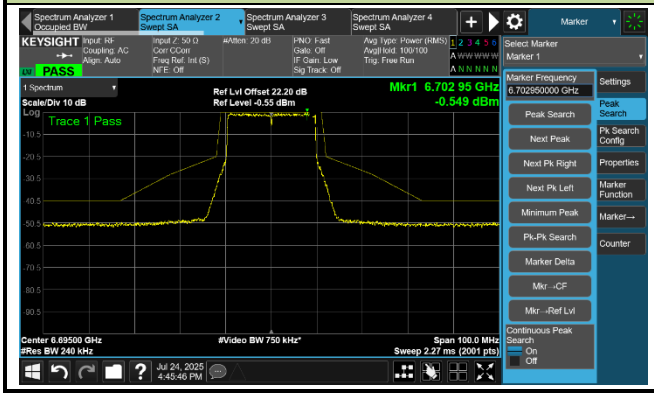

Channel 181 (6855 MHz)

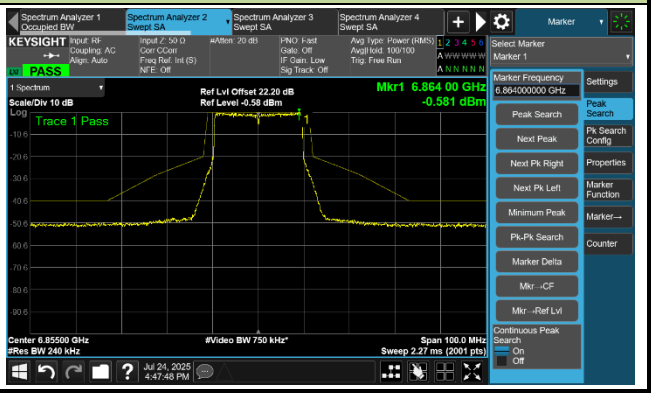

Note: The limit is based on 99% bandwidth, the limit is more stringent than the limit based on 26 dB bandwidth.

802.11ax-HE40 In-Band Emission y- Ant 1	
Channel 3 (5965 MHz)	Channel 51 (6205 MHz)
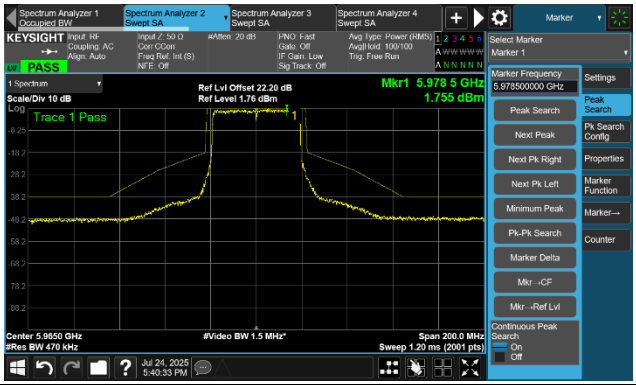	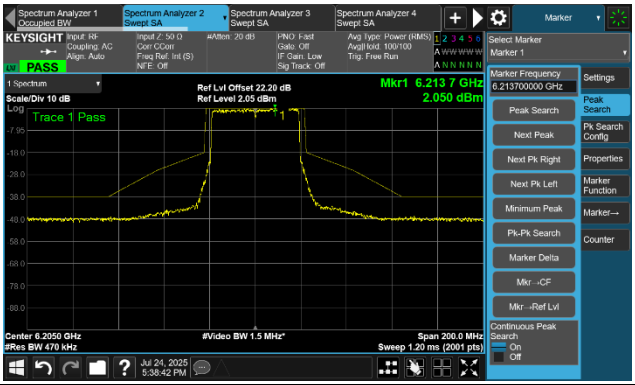
Channel 91 (6405 MHz)	Channel 123 (6565 MHz)
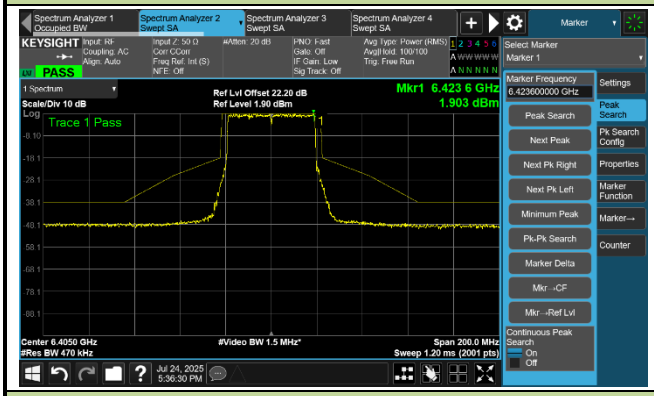	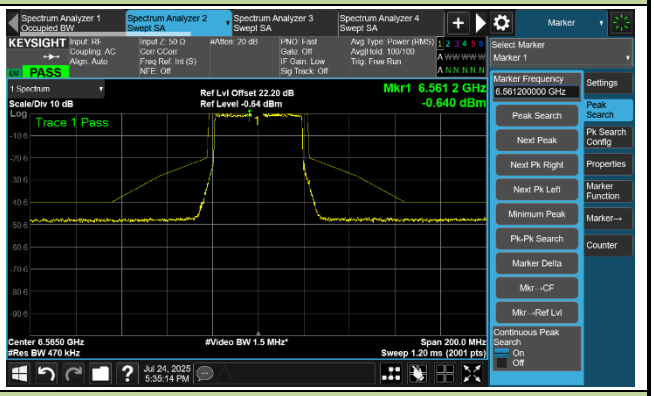
Channel 147 (6685 MHz)	Channel 179 (6845 MHz)
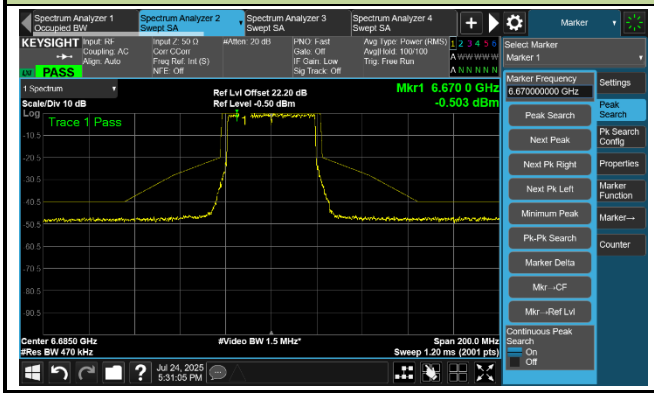	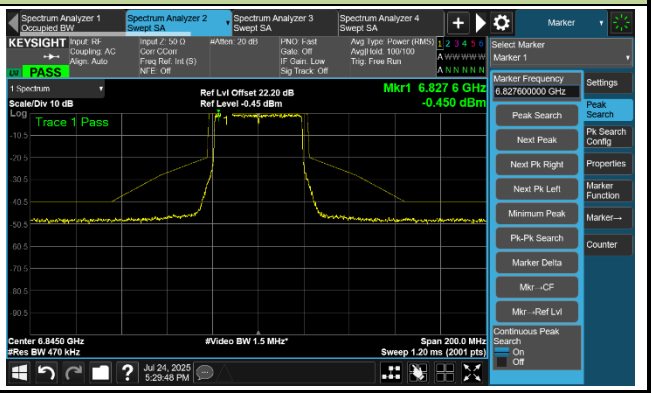

Note: The limit is based on 99% bandwidth, the limit is more stringent than the limit based on 26 dB bandwidth.

802.11ax-HE80 In-Band Emission - Ant 1

Channel 7 (5985 MHz)

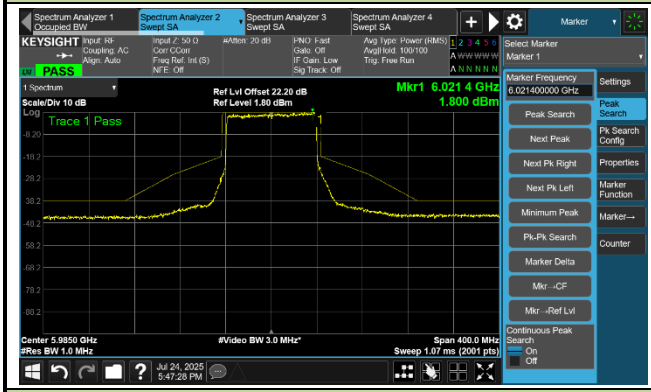

Channel 55 (6225 MHz)

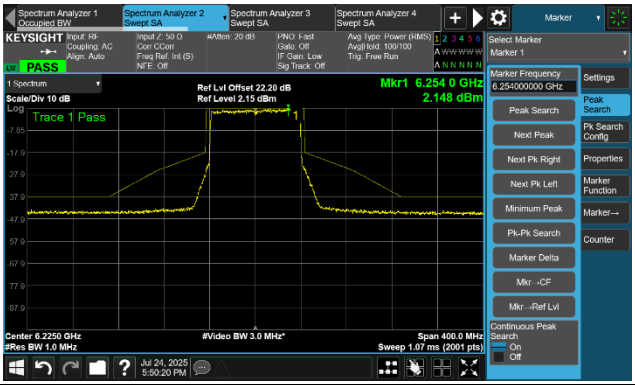

Channel 87 (6385 MHz)

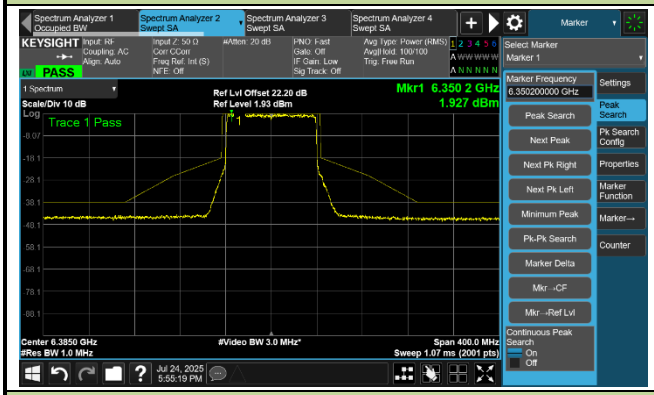

Channel 135 (6625 MHz)

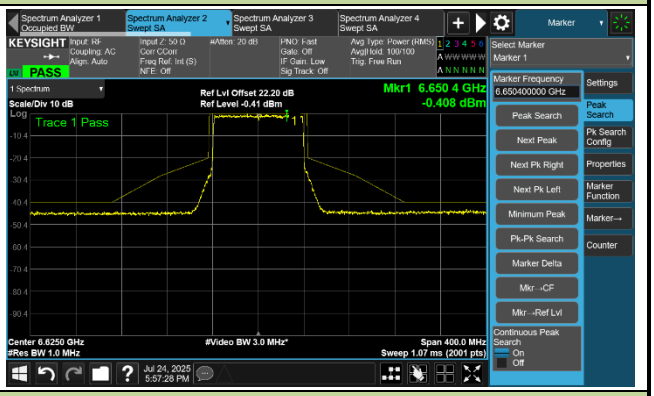

Channel 151 (6705 MHz)

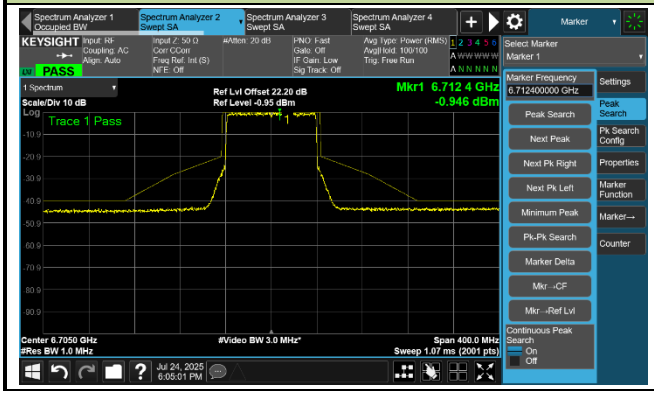

Channel 167 (6785 MHz)

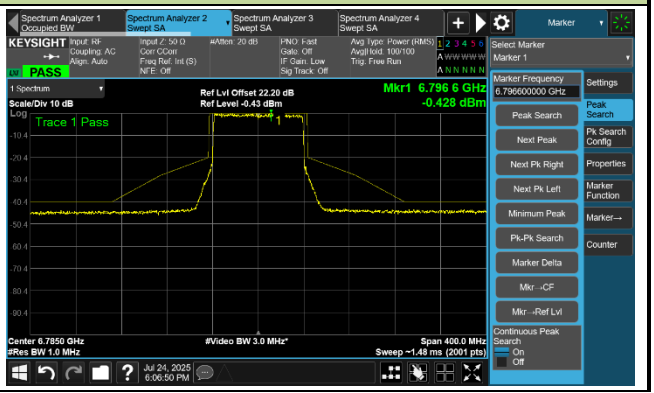

Note: The limit is based on 99% bandwidth, the limit is more stringent than the limit based on 26 dB bandwidth.

802.11ax-HE160 In-Band Emission - Ant 1	
Channel 15 (6025 MHz)	Channel 47 (6185 MHz)
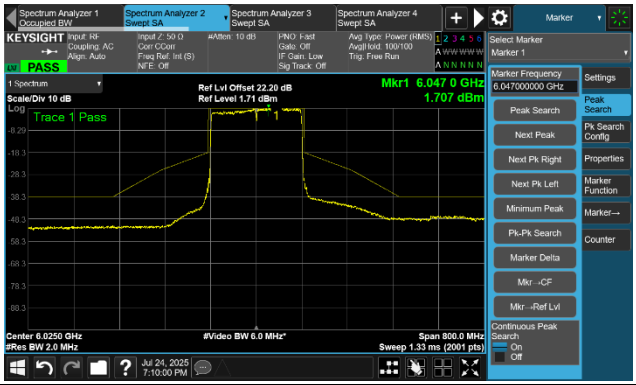	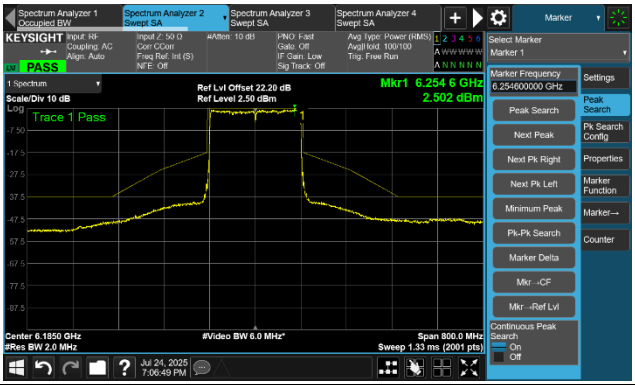
Channel 79 (6345 MHz)	Channel 143 (6665 MHz)
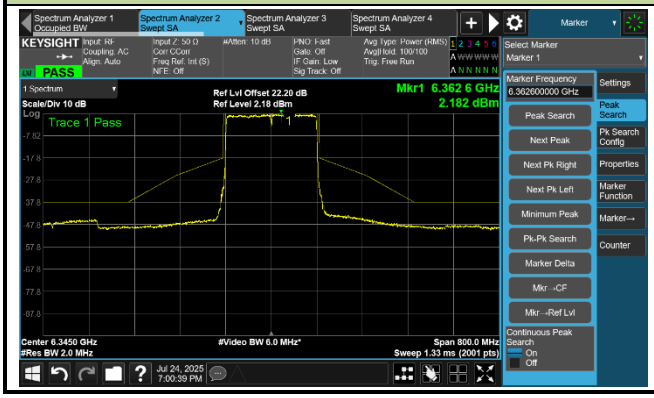	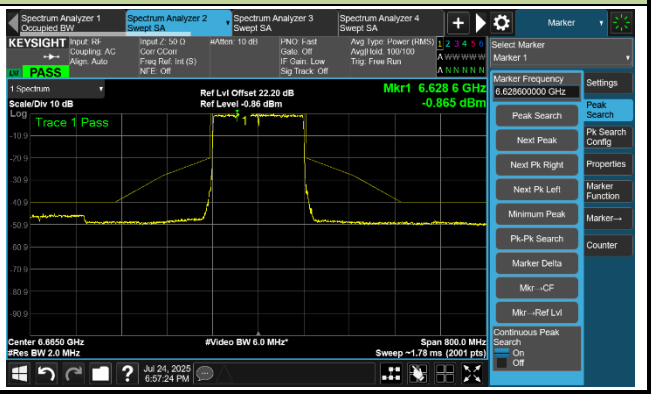

Note: The limit is based on 99% bandwidth, the limit is more stringent than the limit based on 26 dB bandwidth.

802.11be-EHT20 Power In-Band Emission - Ant 1	
Channel 1 (5955 MHz)	Channel 49 (6195 MHz)
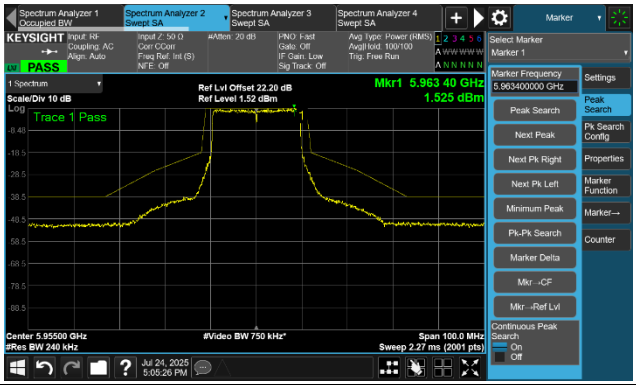	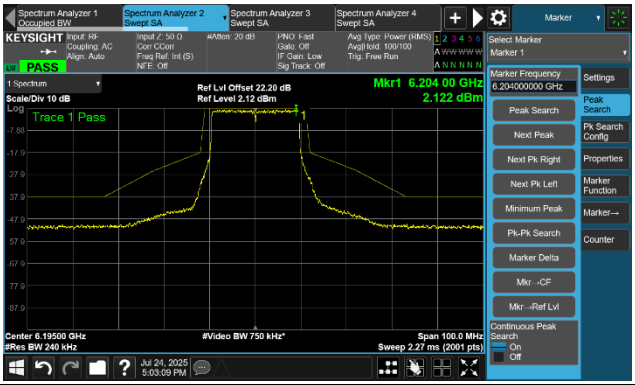
Channel 93 (6415 MHz)	Channel 117 (6535 MHz)
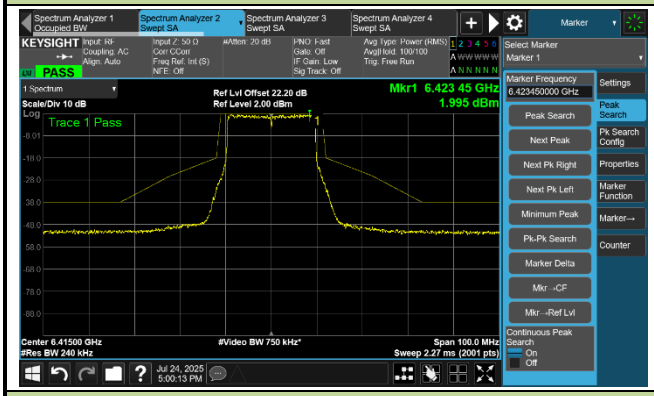	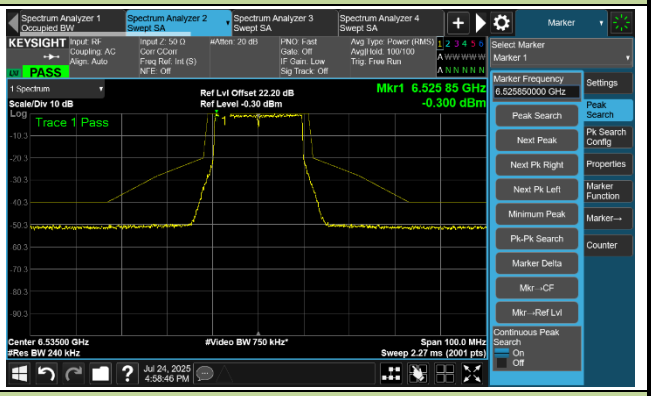
Channel 149 (6695 MHz)	Channel 181 (6855 MHz)
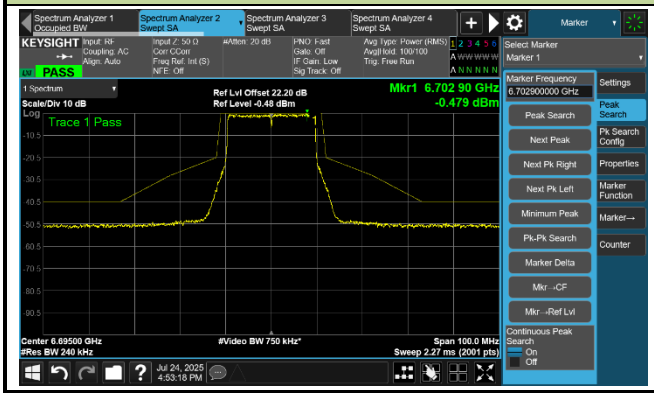	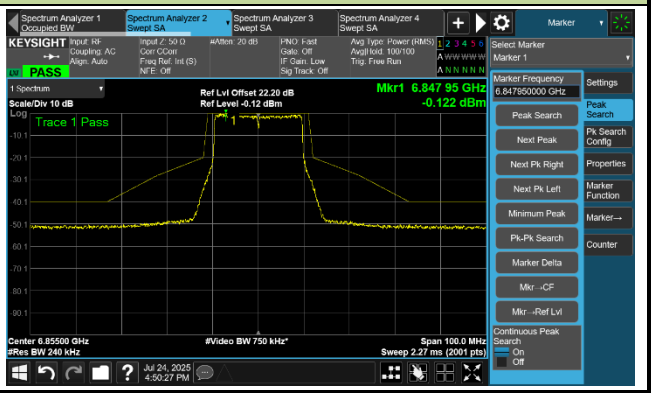

Note: The limit is based on 99% bandwidth, the limit is more stringent than the limit based on 26 dB bandwidth.

802.11be-EHT40 In-Band Emission - Ant 1	
Channel 3 (5965 MHz)	Channel 51 (6205 MHz)
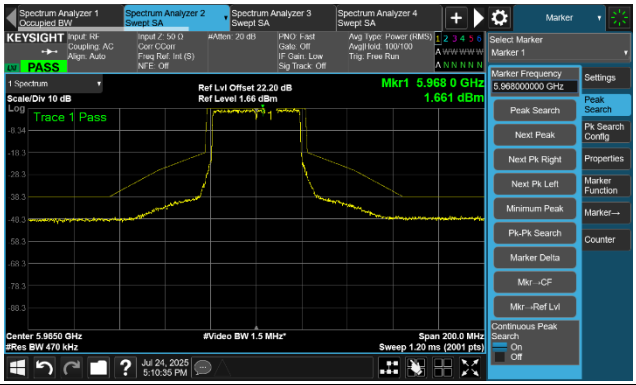	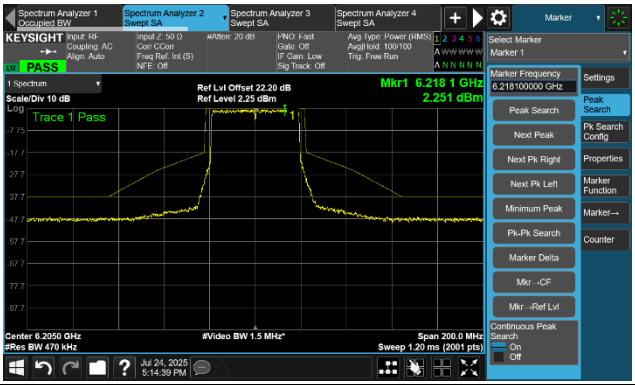
Channel 91 (6405 MHz)	Channel 123 (6565 MHz)
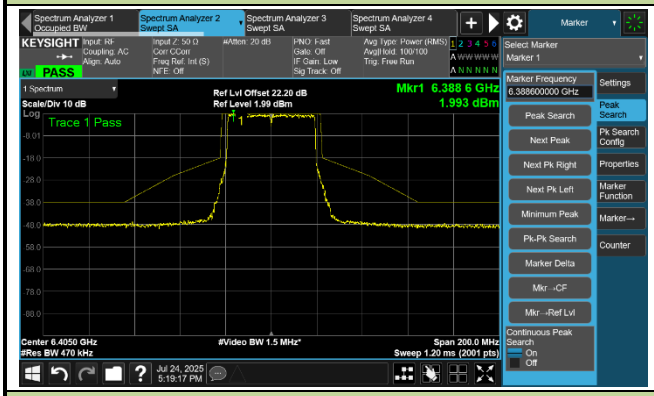	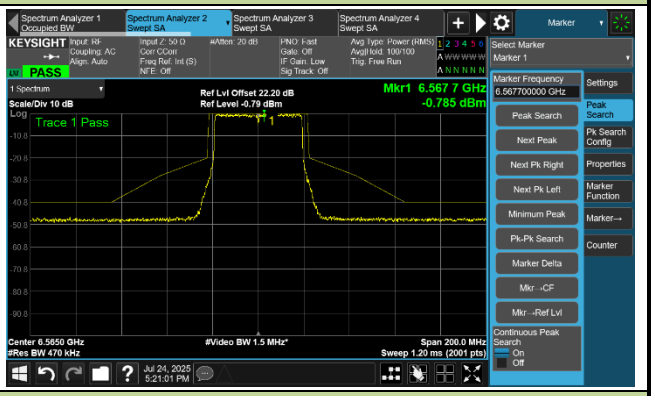
Channel 147 (6685 MHz)	Channel 179 (6845 MHz)
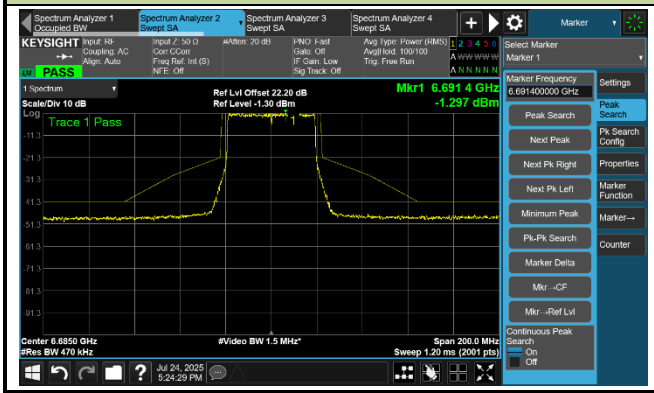	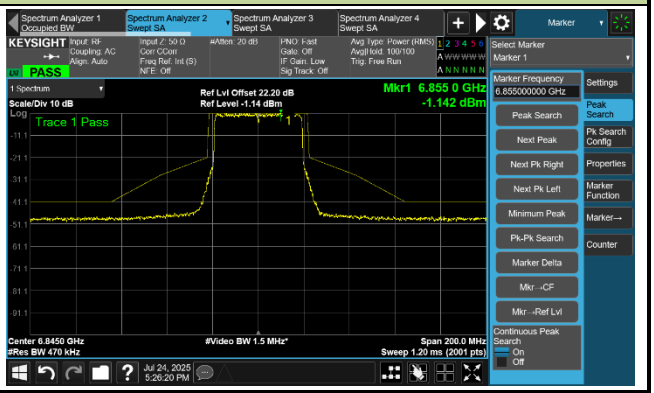

Note: The limit is based on 99% bandwidth, the limit is more stringent than the limit based on 26 dB bandwidth.

802.11be-EHT80 In-Band Emission - Ant 1	
Channel 7 (5985 MHz)	Channel 55 (6225 MHz)
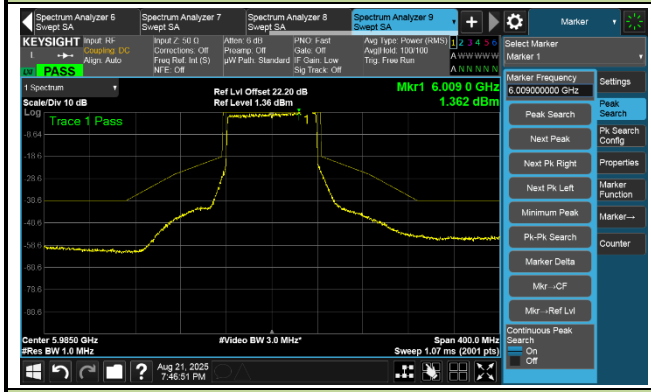	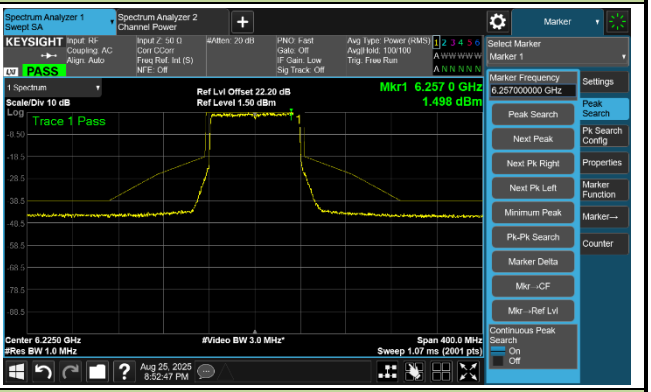
Channel 87 (6385 MHz)	Channel 135 (6625 MHz)
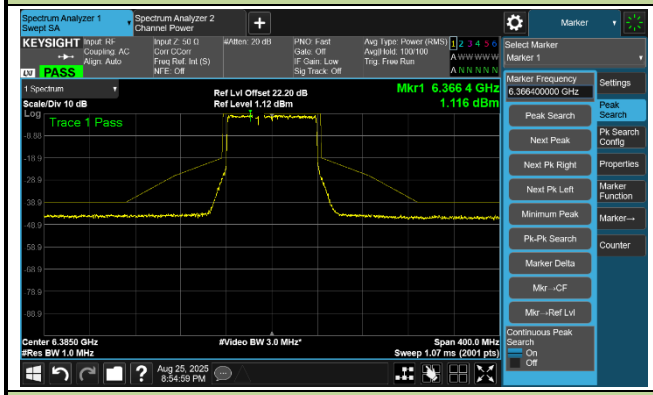	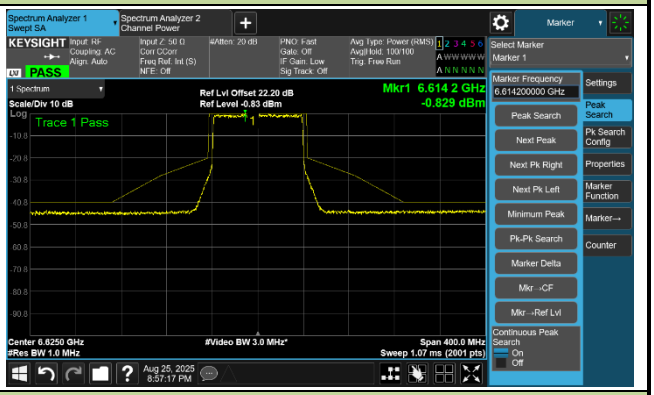
Channel 151 (6705 MHz)	Channel 167 (6785 MHz)
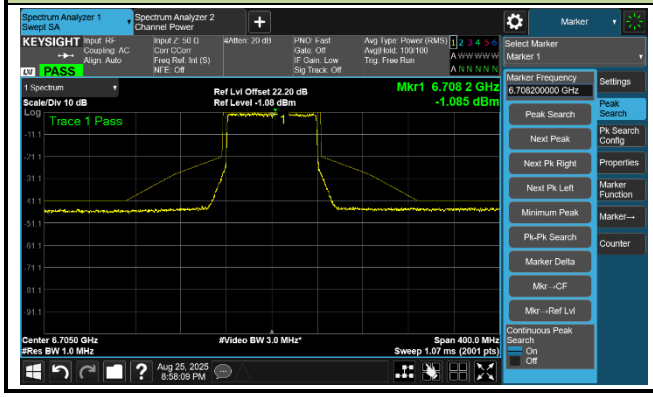	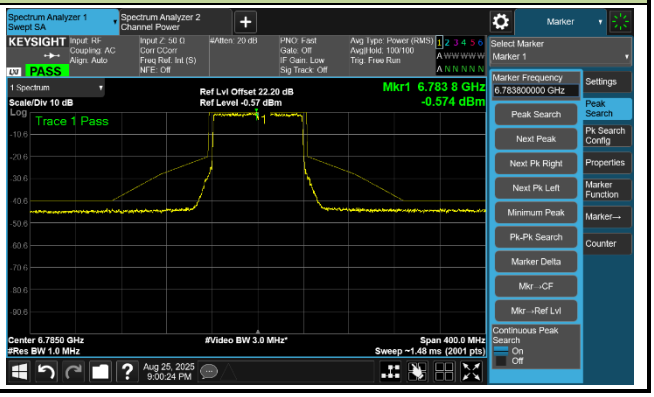

Note: The limit is based on 99% bandwidth, the limit is more stringent than the limit based on 26 dB bandwidth.

802.11be-EHT160 In-Band Emission - Ant 1	
Channel 15 (6025 MHz)	Channel 47 (6185 MHz)
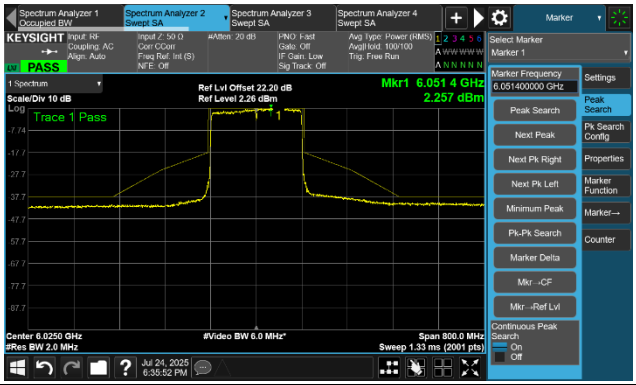	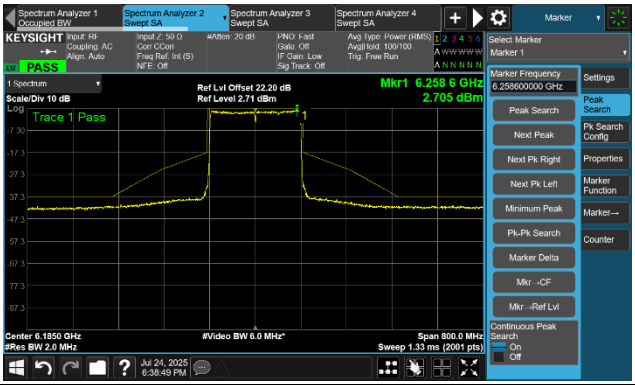
Channel 79 (6345 MHz)	Channel 143 (6665 MHz)
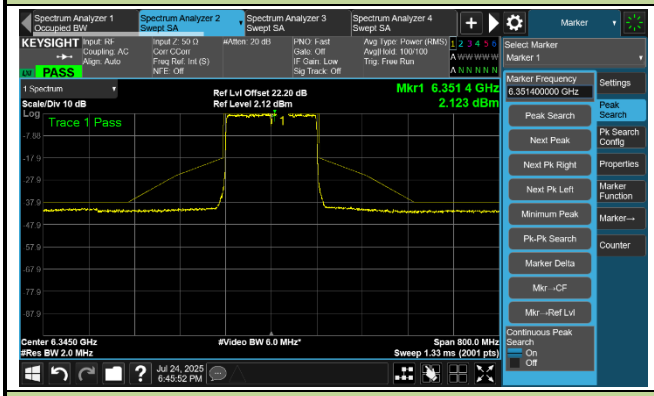	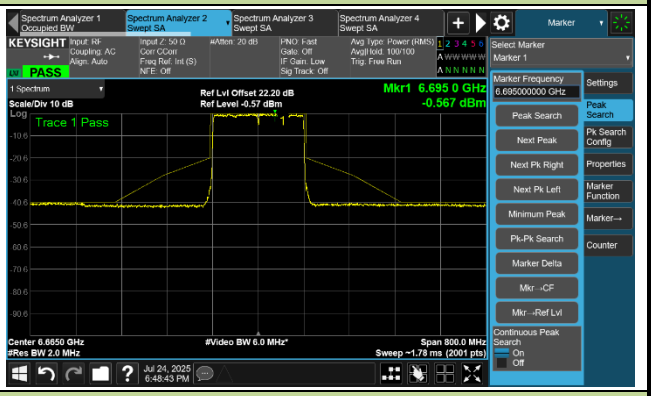
802.11be-EHT320 Power Spectral Density- Ant 1	
Channel 31 (6105 MHz)	Channel 63 (6265 MHz)
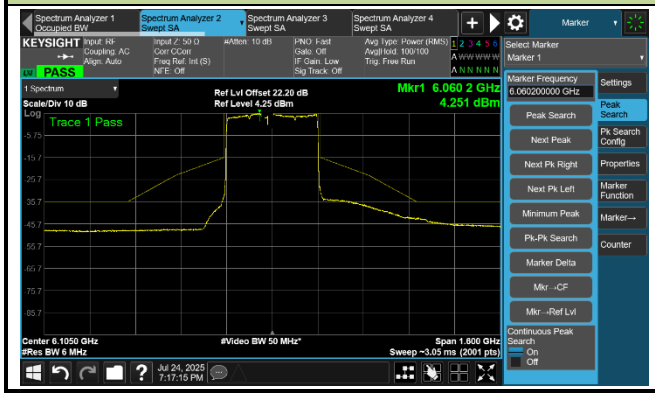	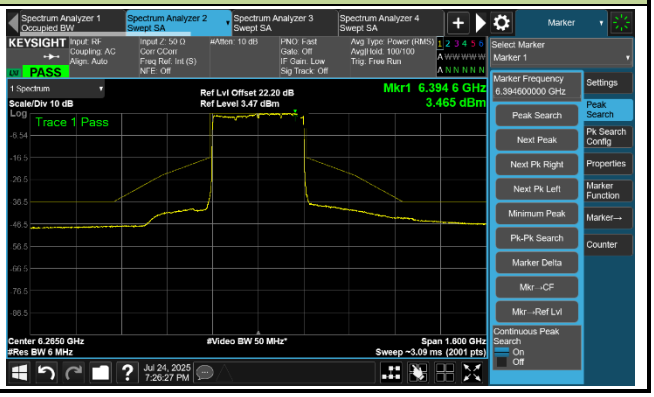

Note: The limit is based on 99% bandwidth, the limit is more stringent than the limit based on 26 dB bandwidth.

A.6 Frequency Stability Test Result

Test Site	SIP-TR1	Test Engineer	Ryan Wang
Test Date	2025-07-27	Test Mode	5955 MHz (Carrier Mode)

Voltage (%)	Power (VAC)	Temp (°C)	Frequency Tolerance (ppm)			
			0 minutes	2 minutes	5 minutes	10 minutes
100	120	- 30	17.20	17.06	16.87	16.66
		- 20	16.75	17.24	17.90	19.42
		- 10	20.07	20.57	20.40	20.03
		0	19.85	19.48	19.04	18.18
		+ 10	17.90	17.36	16.61	15.36
		+ 20	14.52	13.72	12.69	11.62
		+ 30	11.49	10.63	9.02	7.22
		+ 40	6.23	4.77	3.51	1.83
		+ 50	1.45	0.37	-0.62	-0.42
115	138	+ 20	3.14	3.00	2.68	2.34
85	102	+ 20	3.08	1.97	2.66	2.33

Note: Frequency Tolerance (ppm) = {[Measured Frequency (Hz) - Declared Frequency (Hz)] / Declared Frequency (Hz)} $*10^6$.

A.7 Radiated Spurious Emission Test Result

AP571 - WLAN Config 1

Product	HAN Access Point (AP571)	Test Engineer	Mero Zhou
Test Site	SIP-AC3	Test Date	2025-07-29
Test Mode	802.11ax-HE20	Test Channel	1
Remark	1. Average measurement was not performed if peak level lower than average limit. 2. Other frequency was 20 dB below limit line within 1-18 GHz, there is not show in the report.		

Mark	Frequency (MHz)	Reading Level (dBμV)	Factor (dB/m)	Measure Level (dBμV/m)	Limit (dBμV/m)	Margin (dB)	Detector	Polarization
*	14686.70	45.10	6.12	51.22	88.20	-36.98	Peak	Horizontal
	15932.80	31.98	8.52	40.50	54.00	-13.50	Average	Horizontal
	15932.80	44.79	8.52	53.32	74.00	-20.68	Peak	Horizontal
*	17112.60	44.63	9.90	54.53	88.20	-33.67	Peak	Horizontal
	17923.50	31.63	12.77	44.40	54.00	-9.60	Average	Horizontal
	17923.50	43.71	12.77	56.48	74.00	-17.52	Peak	Horizontal
*	15026.70	45.05	5.42	50.47	88.20	-37.73	Peak	Vertical
	15943.00	31.98	8.82	40.80	54.00	-13.20	Average	Vertical
	15943.00	43.90	8.82	52.72	74.00	-21.28	Peak	Vertical
*	17095.60	44.56	9.84	54.40	88.20	-33.80	Peak	Vertical
	17954.10	31.63	11.65	43.28	54.00	-10.72	Average	Vertical
	17954.10	43.81	11.65	55.46	74.00	-18.54	Peak	Vertical

Note 1: "*" is not in restricted band.us emissions.

Note 2: Measure Level (dBμV/m) = Reading Level (dBμV) + Factor (dB/m)

Factor (dB/m) = Cable Loss (dB) + Antenna Factor (dB/m) - Pre_Amplifier Gain (dB)

Product	HAN Access Point (AP571)	Test Engineer	Mero Zhou
Test Site	SIP-AC3	Test Date	2025-07-29
Test Mode	802.11ax-HE20	Test Channel	49
Remark	1. Average measurement was not performed if peak level lower than average limit. 2. Other frequency was 20 dB below limit line within 1-18 GHz, there is not show in the report.		

Mark	Frequency (MHz)	Reading Level (dBμV)	Factor (dB/m)	Measure Level (dBμV/m)	Limit (dBμV/m)	Margin (dB)	Detector	Polarization
*	8869.30	46.81	-0.23	46.58	88.20	-41.62	Peak	Horizontal
*	9647.90	47.06	-0.34	46.73	88.20	-41.47	Peak	Horizontal
	11679.40	47.66	0.26	47.91	74.00	-26.09	Peak	Horizontal
	12294.80	47.60	0.87	48.48	74.00	-25.52	Peak	Horizontal
	8315.10	46.93	-1.46	45.47	74.00	-28.53	Peak	Vertical
*	10380.60	46.49	0.51	47.00	88.20	-41.20	Peak	Vertical
	12444.40	46.00	1.62	47.62	74.00	-26.38	Peak	Vertical
*	14923.00	44.54	6.23	50.76	88.20	-37.44	Peak	Vertical

Note 1: “*” is not in restricted band.us emissions.

Note 2: Measure Level (dBμV/m) = Reading Level (dBμV) + Factor (dB/m)

Factor (dB/m) = Cable Loss (dB) + Antenna Factor (dB/m) - Pre_Amplifier Gain (dB)

Product	HAN Access Point (AP571)	Test Engineer	Mero Zhou
Test Site	SIP-AC3	Test Date	2025-07-29
Test Mode	802.11ax-HE20	Test Channel	93
Remark	1. Average measurement was not performed if peak level lower than average limit. 2. Other frequency was 20 dB below limit line within 1-18 GHz, there is not show in the report.		

Mark	Frequency (MHz)	Reading Level (dBμV)	Factor (dB/m)	Measure Level (dBμV/m)	Limit (dBμV/m)	Margin (dB)	Detector	Polarization
	8257.30	47.04	-1.54	45.50	74.00	-28.50	Peak	Horizontal
*	10173.20	46.54	0.36	46.90	88.20	-41.30	Peak	Horizontal
	12238.70	47.20	0.99	48.19	74.00	-25.81	Peak	Horizontal
*	14923.00	43.54	6.23	49.77	88.20	-38.43	Peak	Horizontal
	8335.50	46.93	-1.52	45.41	74.00	-28.59	Peak	Vertical
*	10237.80	46.56	0.43	46.99	88.20	-41.21	Peak	Vertical
	12439.30	46.49	1.62	48.11	74.00	-25.89	Peak	Vertical
*	14736.00	44.11	6.45	50.56	88.20	-37.64	Peak	Vertical

Note 1: “*” is not in restricted band.us emissions.

Note 2: Measure Level (dBμV/m) = Reading Level (dBμV) + Factor (dB/m)

Factor (dB/m) = Cable Loss (dB) + Antenna Factor (dB/m) - Pre_Amplifier Gain (dB)

Product	HAN Access Point (AP571)	Test Engineer	Mero Zhou
Test Site	SIP-AC3	Test Date	2025-07-29
Test Mode	802.11ax-HE20	Test Channel	117
Remark	1. Average measurement was not performed if peak level lower than average limit. 2. Other frequency was 20 dB below limit line within 1-18 GHz, there is not show in the report.		

Mark	Frequency (MHz)	Reading Level (dBμV)	Factor (dB/m)	Measure Level (dBμV/m)	Limit (dBμV/m)	Margin (dB)	Detector	Polarization
	8361.00	47.46	-1.42	46.04	74.00	-27.96	Peak	Horizontal
*	9908.00	46.47	0.23	46.70	88.20	-41.50	Peak	Horizontal
	12463.10	47.12	1.62	48.74	74.00	-25.26	Peak	Horizontal
*	14736.00	43.28	6.45	49.73	88.20	-38.47	Peak	Horizontal
	8124.70	47.35	-1.46	45.89	74.00	-28.11	Peak	Vertical
*	10103.50	47.66	0.30	47.97	88.20	-40.23	Peak	Vertical
	12403.60	46.67	1.41	48.09	74.00	-25.91	Peak	Vertical
*	15074.30	43.94	5.61	49.56	88.20	-38.64	Peak	Vertical

Note 1: “*” is not in restricted band.us emissions.

Note 2: Measure Level (dBμV/m) = Reading Level (dBμV) + Factor (dB/m)

Factor (dB/m) = Cable Loss (dB) + Antenna Factor (dB/m) - Pre_Amplifier Gain (dB)

Product	HAN Access Point (AP571)	Test Engineer	Mero Zhou
Test Site	SIP-AC3	Test Date	2025-07-29
Test Mode	802.11ax-HE20	Test Channel	149
Remark	1. Average measurement was not performed if peak level lower than average limit. 2. Other frequency was 20 dB below limit line within 1-18 GHz, there is not show in the report.		

Mark	Frequency (MHz)	Reading Level (dBμV)	Factor (dB/m)	Measure Level (dBμV/m)	Limit (dBμV/m)	Margin (dB)	Detector	Polarization
	8332.10	47.38	-1.52	45.86	74.00	-28.14	Peak	Horizontal
*	10195.30	46.83	0.26	47.09	88.20	-41.11	Peak	Horizontal
	12471.60	45.87	1.60	47.46	74.00	-26.54	Peak	Horizontal
*	14938.30	43.33	6.41	49.74	88.20	-38.46	Peak	Horizontal
	8184.20	49.48	-1.71	47.78	74.00	-26.22	Peak	Vertical
*	10166.40	46.37	0.40	46.77	88.20	-41.43	Peak	Vertical
	12544.70	45.86	1.94	47.80	74.00	-26.20	Peak	Vertical
*	14919.60	44.41	6.10	50.51	88.20	-37.69	Peak	Vertical

Note 1: “*” is not in restricted band.us emissions.

Note 2: Measure Level (dBμV/m) = Reading Level (dBμV) + Factor (dB/m)

Factor (dB/m) = Cable Loss (dB) + Antenna Factor (dB/m) - Pre_Amplifier Gain (dB)

Product	HAN Access Point (AP571)	Test Engineer	Mero Zhou
Test Site	SIP-AC3	Test Date	2025-07-29
Test Mode	802.11ax-HE20	Test Channel	181
Remark	1. Average measurement was not performed if peak level lower than average limit. 2. Other frequency was 20 dB below limit line within 1-18 GHz, there is not show in the report.		

Mark	Frequency (MHz)	Reading Level (dBμV)	Factor (dB/m)	Measure Level (dBμV/m)	Limit (dBμV/m)	Margin (dB)	Detector	Polarization
	8104.30	47.90	-1.50	46.41	74.00	-27.59	Peak	Horizontal
*	9647.90	47.46	-0.34	47.12	88.20	-41.08	Peak	Horizontal
	11614.80	47.77	-0.03	47.74	74.00	-26.26	Peak	Horizontal
*	14943.40	43.65	6.31	49.97	88.20	-38.23	Peak	Horizontal
	8253.90	47.31	-1.53	45.78	74.00	-28.22	Peak	Vertical
*	10365.30	47.04	0.31	47.35	88.20	-40.85	Peak	Vertical
	12435.90	47.24	1.62	48.86	74.00	-25.14	Peak	Vertical
*	14685.00	43.57	6.13	49.70	88.20	-38.50	Peak	Vertical

Note 1: “*” is not in restricted band.us emissions.

Note 2: Measure Level (dBμV/m) = Reading Level (dBμV) + Factor (dB/m)

Factor (dB/m) = Cable Loss (dB) + Antenna Factor (dB/m) - Pre_Amplifier Gain (dB)

Product	HAN Access Point (AP571)	Test Engineer	Mero Zhou
Test Site	SIP-AC3	Test Date	2025-07-29
Test Mode	802.11ax-HE40	Test Channel	3
Remark	1. Average measurement was not performed if peak level lower than average limit. 2. Other frequency was 20 dB below limit line within 1-18 GHz, there is not show in the report.		

Mark	Frequency (MHz)	Reading Level (dBμV)	Factor (dB/m)	Measure Level (dBμV/m)	Limit (dBμV/m)	Margin (dB)	Detector	Polarization
	8107.70	47.89	-1.45	46.44	74.00	-27.56	Peak	Horizontal
*	10164.70	47.15	0.41	47.56	88.20	-40.64	Peak	Horizontal
	12405.30	47.02	1.41	48.43	74.00	-25.57	Peak	Horizontal
*	14870.30	43.90	5.50	49.40	88.20	-38.80	Peak	Horizontal
	8083.90	47.86	-1.88	45.98	74.00	-28.02	Peak	Vertical
*	10253.10	47.30	0.57	47.87	88.20	-40.33	Peak	Vertical
	12461.40	46.38	1.62	48.00	74.00	-26.00	Peak	Vertical
*	14921.30	43.41	6.17	49.58	88.20	-38.62	Peak	Vertical

Note 1: “*” is not in restricted band.us emissions.

Note 2: Measure Level (dBμV/m) = Reading Level (dBμV) + Factor (dB/m)

Factor (dB/m) = Cable Loss (dB) + Antenna Factor (dB/m) - Pre_Amplifier Gain (dB)

Product	HAN Access Point (AP571)	Test Engineer	Mero Zhou
Test Site	SIP-AC3	Test Date	2025-07-29
Test Mode	802.11ax-HE40	Test Channel	51
Remark	1. Average measurement was not performed if peak level lower than average limit. 2. Other frequency was 20 dB below limit line within 1-18 GHz, there is not show in the report.		

Mark	Frequency (MHz)	Reading Level (dBμV)	Factor (dB/m)	Measure Level (dBμV/m)	Limit (dBμV/m)	Margin (dB)	Detector	Polarization
	8260.70	47.59	-1.56	46.03	74.00	-27.97	Peak	Horizontal
*	10120.50	46.45	0.36	46.81	88.20	-41.39	Peak	Horizontal
	11647.10	47.92	0.00	47.92	74.00	-26.08	Peak	Horizontal
*	14737.70	43.97	6.38	50.35	88.20	-37.85	Peak	Horizontal
	8400.10	47.59	-1.44	46.15	74.00	-27.85	Peak	Vertical
*	10358.50	46.57	0.32	46.89	88.20	-41.31	Peak	Vertical
	12378.10	47.12	1.36	48.49	74.00	-25.51	Peak	Vertical
*	14934.90	43.29	6.37	49.66	88.20	-38.54	Peak	Vertical

Note 1: “*” is not in restricted band.us emissions.

Note 2: Measure Level (dBμV/m) = Reading Level (dBμV) + Factor (dB/m)

Factor (dB/m) = Cable Loss (dB) + Antenna Factor (dB/m) - Pre_Amplifier Gain (dB)

Product	HAN Access Point (AP571)	Test Engineer	Mero Zhou
Test Site	SIP-AC3	Test Date	2025-07-29
Test Mode	802.11ax-HE40	Test Channel	91
Remark	1. Average measurement was not performed if peak level lower than average limit. 2. Other frequency was 20 dB below limit line within 1-18 GHz, there is not show in the report.		

Mark	Frequency (MHz)	Reading Level (dBμV)	Factor (dB/m)	Measure Level (dBμV/m)	Limit (dBμV/m)	Margin (dB)	Detector	Polarization
	8112.80	48.08	-1.44	46.64	74.00	-27.36	Peak	Horizontal
*	10288.80	46.86	0.47	47.33	88.20	-40.87	Peak	Horizontal
	12379.80	46.49	1.37	47.86	74.00	-26.14	Peak	Horizontal
*	14921.30	43.98	6.17	50.15	88.20	-38.05	Peak	Horizontal
	8136.60	47.58	-1.68	45.90	74.00	-28.10	Peak	Vertical
*	10239.50	46.40	0.45	46.84	88.20	-41.36	Peak	Vertical
	12271.00	47.36	1.03	48.39	74.00	-25.61	Peak	Vertical
*	14934.90	43.55	6.37	49.92	88.20	-38.28	Peak	Vertical

Note 1: “*” is not in restricted band.us emissions.

Note 2: Measure Level (dBμV/m) = Reading Level (dBμV) + Factor (dB/m)

Factor (dB/m) = Cable Loss (dB) + Antenna Factor (dB/m) - Pre_Amplifier Gain (dB)

Product	HAN Access Point (AP571)	Test Engineer	Mero Zhou
Test Site	SIP-AC3	Test Date	2025-07-29
Test Mode	802.11ax-HE40	Test Channel	123
Remark	1. Average measurement was not performed if peak level lower than average limit. 2. Other frequency was 20 dB below limit line within 1-18 GHz, there is not show in the report.		

Mark	Frequency (MHz)	Reading Level (dBμV)	Factor (dB/m)	Measure Level (dBμV/m)	Limit (dBμV/m)	Margin (dB)	Detector	Polarization
	8174.00	47.21	-1.59	45.62	74.00	-28.38	Peak	Horizontal
*	10382.30	46.68	0.53	47.21	88.20	-40.99	Peak	Horizontal
	12441.00	46.86	1.62	48.48	74.00	-25.52	Peak	Horizontal
*	14936.60	43.62	6.39	50.01	88.20	-38.19	Peak	Horizontal
	8413.70	47.32	-1.37	45.94	74.00	-28.06	Peak	Vertical
*	10375.50	47.56	0.43	47.99	88.20	-40.21	Peak	Vertical
	12527.70	46.32	1.60	47.92	74.00	-26.08	Peak	Vertical
*	15021.60	44.16	5.36	49.53	88.20	-38.67	Peak	Vertical

Note 1: “*” is not in restricted band.us emissions.

Note 2: Measure Level (dBμV/m) = Reading Level (dBμV) + Factor (dB/m)

Factor (dB/m) = Cable Loss (dB) + Antenna Factor (dB/m) - Pre_Amplifier Gain (dB)

Product	HAN Access Point (AP571)	Test Engineer	Mero Zhou
Test Site	SIP-AC3	Test Date	2025-07-29
Test Mode	802.11ax-HE40	Test Channel	147
Remark	1. Average measurement was not performed if peak level lower than average limit. 2. Other frequency was 20 dB below limit line within 1-18 GHz, there is not show in the report.		

Mark	Frequency (MHz)	Reading Level (dBμV)	Factor (dB/m)	Measure Level (dBμV/m)	Limit (dBμV/m)	Margin (dB)	Detector	Polarization
	8281.10	47.35	-1.63	45.72	74.00	-28.28	Peak	Horizontal
	10173.20	47.15	0.36	47.51	88.20	-40.69	Peak	Horizontal
	12429.10	46.73	1.62	48.35	74.00	-25.65	Peak	Horizontal
	14943.40	43.99	6.31	50.31	88.20	-37.89	Peak	Horizontal
	8128.10	47.58	-1.52	46.06	74.00	-27.94	Peak	Vertical
	10195.30	46.73	0.26	46.99	88.20	-41.21	Peak	Vertical
	12364.50	47.01	1.30	48.31	74.00	-25.69	Peak	Vertical
	14911.10	44.23	5.79	50.02	88.20	-38.18	Peak	Vertical

Note 1: “*” is not in restricted band.us emissions.

Note 2: Measure Level (dBμV/m) = Reading Level (dBμV) + Factor (dB/m)

Factor (dB/m) = Cable Loss (dB) + Antenna Factor (dB/m) - Pre_Amplifier Gain (dB)

Product	HAN Access Point (AP571)	Test Engineer	Mero Zhou
Test Site	SIP-AC3	Test Date	2025-07-29
Test Mode	802.11ax-HE40	Test Channel	179
Remark	1. Average measurement was not performed if peak level lower than average limit. 2. Other frequency was 20 dB below limit line within 1-18 GHz, there is not show in the report.		

Mark	Frequency (MHz)	Reading Level (dBμV)	Factor (dB/m)	Measure Level (dBμV/m)	Limit (dBμV/m)	Margin (dB)	Detector	Polarization
	8442.60	47.32	-1.28	46.04	74.00	-27.96	Peak	Horizontal
*	10112.00	46.29	0.29	46.59	88.20	-41.61	Peak	Horizontal
	12126.50	47.72	0.71	48.43	74.00	-25.57	Peak	Horizontal
*	14734.30	43.79	6.43	50.22	88.20	-37.98	Peak	Horizontal
	8435.80	47.35	-1.28	46.07	74.00	-27.93	Peak	Vertical
*	9889.30	47.19	0.22	47.41	88.20	-40.79	Peak	Vertical
	12417.20	46.99	1.54	48.53	74.00	-25.47	Peak	Vertical
*	14693.50	44.35	6.09	50.45	88.20	-37.75	Peak	Vertical

Note 1: “*” is not in restricted band.us emissions.

Note 2: Measure Level (dBμV/m) = Reading Level (dBμV) + Factor (dB/m)

Factor (dB/m) = Cable Loss (dB) + Antenna Factor (dB/m) - Pre_Amplifier Gain (dB)

Product	HAN Access Point (AP571)	Test Engineer	Mero Zhou
Test Site	SIP-AC3	Test Date	2025-07-29
Test Mode	802.11ax-HE80	Test Channel	7
Remark	1. Average measurement was not performed if peak level lower than average limit. 2. Other frequency was 20 dB below limit line within 1-18 GHz, there is not show in the report.		

Mark	Frequency (MHz)	Reading Level (dBμV)	Factor (dB/m)	Measure Level (dBμV/m)	Limit (dBμV/m)	Margin (dB)	Detector	Polarization
	8146.80	47.68	-1.68	46.00	74.00	-28.00	Peak	Horizontal
*	9647.90	47.30	-0.34	46.97	88.20	-41.23	Peak	Horizontal
	12451.20	46.00	1.62	47.63	74.00	-26.37	Peak	Horizontal
*	14734.30	43.27	6.43	49.69	88.20	-38.51	Peak	Horizontal
	8257.30	47.17	-1.54	45.62	74.00	-28.38	Peak	Vertical
*	9647.90	47.52	-0.34	47.18	88.20	-41.02	Peak	Vertical
	12439.30	47.20	1.62	48.82	74.00	-25.18	Peak	Vertical
*	14936.60	44.08	6.39	50.47	88.20	-37.73	Peak	Vertical

Note 1: “*” is not in restricted band.us emissions.

Note 2: Measure Level (dBμV/m) = Reading Level (dBμV) + Factor (dB/m)

Factor (dB/m) = Cable Loss (dB) + Antenna Factor (dB/m) - Pre_Amplifier Gain (dB)

Product	HAN Access Point (AP571)	Test Engineer	Mero Zhou
Test Site	SIP-AC3	Test Date	2025-07-29
Test Mode	802.11ax-HE80	Test Channel	55
Remark	1. Average measurement was not performed if peak level lower than average limit. 2. Other frequency was 20 dB below limit line within 1-18 GHz, there is not show in the report.		

Mark	Frequency (MHz)	Reading Level (dBμV)	Factor (dB/m)	Measure Level (dBμV/m)	Limit (dBμV/m)	Margin (dB)	Detector	Polarization
	8170.60	47.63	-1.59	46.04	74.00	-27.96	Peak	Horizontal
*	9785.60	47.00	-0.07	46.93	88.20	-41.27	Peak	Horizontal
	12376.40	46.84	1.36	48.20	74.00	-25.80	Peak	Horizontal
*	14904.30	44.72	5.61	50.33	88.20	-37.87	Peak	Horizontal
	8221.60	47.85	-1.63	46.22	74.00	-27.78	Peak	Vertical
*	9647.90	47.67	-0.34	47.33	88.20	-40.87	Peak	Vertical
	12541.30	45.95	1.91	47.86	74.00	-26.14	Peak	Vertical
*	14946.80	43.50	6.20	49.70	88.20	-38.50	Peak	Vertical

Note 1: “*” is not in restricted band.us emissions.

Note 2: Measure Level (dBμV/m) = Reading Level (dBμV) + Factor (dB/m)

Factor (dB/m) = Cable Loss (dB) + Antenna Factor (dB/m) - Pre_Amplifier Gain (dB)

Product	HAN Access Point (AP571)	Test Engineer	Mero Zhou
Test Site	SIP-AC3	Test Date	2025-07-29
Test Mode	802.11ax-HE80	Test Channel	87
Remark	1. Average measurement was not performed if peak level lower than average limit. 2. Other frequency was 20 dB below limit line within 1-18 GHz, there is not show in the report.		

Mark	Frequency (MHz)	Reading Level (dBμV)	Factor (dB/m)	Measure Level (dBμV/m)	Limit (dBμV/m)	Margin (dB)	Detector	Polarization
	8311.70	47.22	-1.44	45.78	74.00	-28.22	Peak	Horizontal
*	10261.60	46.60	0.65	47.25	88.20	-40.95	Peak	Horizontal
	12359.40	46.97	1.28	48.25	74.00	-25.75	Peak	Horizontal
*	14836.30	44.98	5.82	50.80	88.20	-37.40	Peak	Horizontal
	8299.80	47.36	-1.56	45.80	74.00	-28.20	Peak	Vertical
*	9647.90	48.37	-0.34	48.03	88.20	-40.17	Peak	Vertical
	12466.50	46.48	1.61	48.09	74.00	-25.91	Peak	Vertical
*	14945.10	43.91	6.26	50.17	88.20	-38.03	Peak	Vertical

Note 1: “*” is not in restricted band.us emissions.

Note 2: Measure Level (dBμV/m) = Reading Level (dBμV) + Factor (dB/m)

Factor (dB/m) = Cable Loss (dB) + Antenna Factor (dB/m) - Pre_Amplifier Gain (dB)

Product	HAN Access Point (AP571)	Test Engineer	Mero Zhou
Test Site	SIP-AC3	Test Date	2025-07-29
Test Mode	802.11ax-HE80	Test Channel	135
Remark	1. Average measurement was not performed if peak level lower than average limit. 2. Other frequency was 20 dB below limit line within 1-18 GHz, there is not show in the report.		

Mark	Frequency (MHz)	Reading Level (dBμV)	Factor (dB/m)	Measure Level (dBμV/m)	Limit (dBμV/m)	Margin (dB)	Detector	Polarization
	8316.80	47.94	-1.47	46.47	74.00	-27.53	Peak	Horizontal
*	9940.30	47.02	0.36	47.38	88.20	-40.82	Peak	Horizontal
	12456.30	46.16	1.63	47.79	74.00	-26.21	Peak	Horizontal
*	14848.20	44.41	5.59	50.00	88.20	-38.20	Peak	Horizontal
	8320.20	47.15	-1.48	45.67	74.00	-28.33	Peak	Vertical
*	10242.90	46.72	0.48	47.20	88.20	-41.00	Peak	Vertical
	12571.90	46.86	1.82	48.68	74.00	-25.32	Peak	Vertical
*	14923.00	43.99	6.23	50.22	88.20	-37.98	Peak	Vertical

Note 1: “*” is not in restricted band.us emissions.

Note 2: Measure Level (dBμV/m) = Reading Level (dBμV) + Factor (dB/m)

Factor (dB/m) = Cable Loss (dB) + Antenna Factor (dB/m) - Pre_Amplifier Gain (dB)

Product	HAN Access Point (AP571)	Test Engineer	Mero Zhou
Test Site	SIP-AC3	Test Date	2025-07-29
Test Mode	802.11ax-HE80	Test Channel	151
Remark	1. Average measurement was not performed if peak level lower than average limit. 2. Other frequency was 20 dB below limit line within 1-18 GHz, there is not show in the report.		

Mark	Frequency (MHz)	Reading Level (dBμV)	Factor (dB/m)	Measure Level (dBμV/m)	Limit (dBμV/m)	Margin (dB)	Detector	Polarization
	8165.50	47.36	-1.59	45.77	74.00	-28.23	Peak	Horizontal
*	9647.90	47.91	-0.34	47.57	88.20	-40.63	Peak	Horizontal
	12554.90	46.94	1.91	48.85	74.00	-25.15	Peak	Horizontal
*	14924.70	43.74	6.25	49.99	88.20	-38.21	Peak	Horizontal
	8323.60	46.99	-1.49	45.50	74.00	-28.50	Peak	Vertical
*	10242.90	46.51	0.48	46.98	88.20	-41.22	Peak	Vertical
	12425.70	47.29	1.62	48.91	74.00	-25.09	Peak	Vertical
*	14863.50	44.81	5.47	50.27	88.20	-37.93	Peak	Vertical

Note 1: “*” is not in restricted band.us emissions.

Note 2: Measure Level (dBμV/m) = Reading Level (dBμV) + Factor (dB/m)

Factor (dB/m) = Cable Loss (dB) + Antenna Factor (dB/m) - Pre_Amplifier Gain (dB)

Product	HAN Access Point (AP571)	Test Engineer	Mero Zhou
Test Site	SIP-AC3	Test Date	2025-07-29
Test Mode	802.11ax-HE80	Test Channel	167
Remark	1. Average measurement was not performed if peak level lower than average limit. 2. Other frequency was 20 dB below limit line within 1-18 GHz, there is not show in the report.		

Mark	Frequency (MHz)	Reading Level (dBμV)	Factor (dB/m)	Measure Level (dBμV/m)	Limit (dBμV/m)	Margin (dB)	Detector	Polarization
	8313.40	47.51	-1.45	46.06	74.00	-27.94	Peak	Horizontal
*	9647.90	47.44	-0.34	47.10	88.20	-41.10	Peak	Horizontal
	12412.10	46.29	1.47	47.76	74.00	-26.24	Peak	Horizontal
*	14754.70	43.74	5.79	49.54	88.20	-38.66	Peak	Horizontal
	8124.70	47.89	-1.46	46.43	74.00	-27.57	Peak	Vertical
*	10166.40	46.49	0.40	46.90	88.20	-41.30	Peak	Vertical
	12367.90	47.40	1.32	48.72	74.00	-25.28	Peak	Vertical
*	14916.20	44.11	5.98	50.09	88.20	-38.11	Peak	Vertical

Note 1: “*” is not in restricted band.us emissions.

Note 2: Measure Level (dBμV/m) = Reading Level (dBμV) + Factor (dB/m)

Factor (dB/m) = Cable Loss (dB) + Antenna Factor (dB/m) - Pre_Amplifier Gain (dB)

Product	HAN Access Point (AP571)	Test Engineer	Mero Zhou
Test Site	SIP-AC3	Test Date	2025-07-29
Test Mode	802.11ax-HE160	Test Channel	15
Remark	1. Average measurement was not performed if peak level lower than average limit. 2. Other frequency was 20 dB below limit line within 1-18 GHz, there is not show in the report.		

Mark	Frequency (MHz)	Reading Level (dBμV)	Factor (dB/m)	Measure Level (dBμV/m)	Limit (dBμV/m)	Margin (dB)	Detector	Polarization
	8172.30	47.22	-1.59	45.63	74.00	-28.37	Peak	Horizontal
*	9647.90	47.68	-0.34	47.34	88.20	-40.86	Peak	Horizontal
	12425.70	47.03	1.62	48.65	74.00	-25.35	Peak	Horizontal
*	14934.90	44.60	6.37	50.97	88.20	-37.23	Peak	Horizontal
	8420.50	47.07	-1.33	45.75	74.00	-28.25	Peak	Vertical
*	10001.50	46.89	0.18	47.07	88.20	-41.13	Peak	Vertical
	12118.00	47.73	0.73	48.46	74.00	-25.54	Peak	Vertical
*	14696.90	43.92	6.08	50.00	88.20	-38.20	Peak	Vertical

Note 1: “*” is not in restricted band.us emissions.

Note 2: Measure Level (dBμV/m) = Reading Level (dBμV) + Factor (dB/m)

Factor (dB/m) = Cable Loss (dB) + Antenna Factor (dB/m) - Pre_Amplifier Gain (dB)

Product	HAN Access Point (AP571)	Test Engineer	Mero Zhou
Test Site	SIP-AC3	Test Date	2025-07-29
Test Mode	802.11ax-HE160	Test Channel	47
Remark	1. Average measurement was not performed if peak level lower than average limit. 2. Other frequency was 20 dB below limit line within 1-18 GHz, there is not show in the report.		

Mark	Frequency (MHz)	Reading Level (dBμV)	Factor (dB/m)	Measure Level (dBμV/m)	Limit (dBμV/m)	Margin (dB)	Detector	Polarization
	8376.30	48.22	-1.58	46.64	74.00	-27.36	Peak	Horizontal
*	10181.70	46.62	0.31	46.93	88.20	-41.27	Peak	Horizontal
	12237.00	47.33	0.99	48.32	74.00	-25.68	Peak	Horizontal
*	14938.30	43.30	6.41	49.71	88.20	-38.49	Peak	Horizontal
	8255.60	46.81	-1.53	45.27	74.00	-28.73	Peak	Vertical
*	9874.00	46.71	0.13	46.84	88.20	-41.36	Peak	Vertical
	12391.70	47.13	1.40	48.53	74.00	-25.47	Peak	Vertical
*	14681.60	43.84	6.13	49.97	88.20	-38.23	Peak	Vertical

Note 1: “*” is not in restricted band.us emissions.

Note 2: Measure Level (dBμV/m) = Reading Level (dBμV) + Factor (dB/m)

Factor (dB/m) = Cable Loss (dB) + Antenna Factor (dB/m) - Pre_Amplifier Gain (dB)

Product	HAN Access Point (AP571)	Test Engineer	Mero Zhou
Test Site	SIP-AC3	Test Date	2025-07-29
Test Mode	802.11ax-HE160	Test Channel	79
Remark	1. Average measurement was not performed if peak level lower than average limit. 2. Other frequency was 20 dB below limit line within 1-18 GHz, there is not show in the report.		

Mark	Frequency (MHz)	Reading Level (dBμV)	Factor (dB/m)	Measure Level (dBμV/m)	Limit (dBμV/m)	Margin (dB)	Detector	Polarization
	8362.70	47.15	-1.44	45.71	74.00	-28.29	Peak	Horizontal
*	10164.70	46.28	0.41	46.69	88.20	-41.51	Peak	Horizontal
	11461.80	47.90	-0.02	47.88	74.00	-26.12	Peak	Horizontal
*	14678.20	44.63	6.13	50.75	88.20	-37.45	Peak	Horizontal
	8155.30	47.42	-1.61	45.82	74.00	-28.18	Peak	Vertical
*	10183.40	46.59	0.30	46.90	88.20	-41.30	Peak	Vertical
	12425.70	46.41	1.62	48.03	74.00	-25.97	Peak	Vertical
*	14934.90	43.28	6.37	49.65	88.20	-38.55	Peak	Vertical

Note 1: “*” is not in restricted band.us emissions.

Note 2: Measure Level (dBμV/m) = Reading Level (dBμV) + Factor (dB/m)

Factor (dB/m) = Cable Loss (dB) + Antenna Factor (dB/m) - Pre_Amplifier Gain (dB)

Product	HAN Access Point (AP571)	Test Engineer	Mero Zhou
Test Site	SIP-AC3	Test Date	2025-07-29
Test Mode	802.11ax-HE160	Test Channel	143
Remark	1. Average measurement was not performed if peak level lower than average limit. 2. Other frequency was 20 dB below limit line within 1-18 GHz, there is not show in the report.		

Mark	Frequency (MHz)	Reading Level (dBμV)	Factor (dB/m)	Measure Level (dBμV/m)	Limit (dBμV/m)	Margin (dB)	Detector	Polarization
	8406.90	47.05	-1.41	45.65	74.00	-28.35	Peak	Horizontal
*	10253.10	46.45	0.57	47.02	88.20	-41.18	Peak	Horizontal
	12282.90	46.65	0.90	47.54	74.00	-26.46	Peak	Horizontal
*	14737.70	43.06	6.38	49.44	88.20	-38.76	Peak	Horizontal
	8386.50	47.56	-1.54	46.02	74.00	-27.98	Peak	Vertical
*	10127.30	46.60	0.41	47.01	88.20	-41.19	Peak	Vertical
	12260.80	47.72	0.99	48.71	74.00	-25.29	Peak	Vertical
*	14736.00	43.74	6.45	50.19	88.20	-38.01	Peak	Vertical

Note 1: “*” is not in restricted band.us emissions.

Note 2: Measure Level (dBμV/m) = Reading Level (dBμV) + Factor (dB/m)

Factor (dB/m) = Cable Loss (dB) + Antenna Factor (dB/m) - Pre_Amplifier Gain (dB)

Product	HAN Access Point (AP571)	Test Engineer	Mero Zhou
Test Site	SIP-AC3	Test Date	2025-07-29
Test Mode	802.11be-EHT20	Test Channel	1
Remark	1. Average measurement was not performed if peak level lower than average limit. 2. Other frequency was 20 dB below limit line within 1-18 GHz, there is not show in the report.		

Mark	Frequency (MHz)	Reading Level (dBμV)	Factor (dB/m)	Measure Level (dBμV/m)	Limit (dBμV/m)	Margin (dB)	Detector	Polarization
	8157.00	47.54	-1.59	45.94	74.00	-28.06	Peak	Horizontal
*	10120.50	46.68	0.36	47.04	88.20	-41.16	Peak	Horizontal
	12395.10	46.33	1.40	47.73	74.00	-26.27	Peak	Horizontal
*	14965.50	45.01	5.53	50.53	88.20	-37.67	Peak	Horizontal
	8206.30	47.84	-1.80	46.04	74.00	-27.96	Peak	Vertical
*	10287.10	46.57	0.45	47.03	88.20	-41.17	Peak	Vertical
	12354.30	46.68	1.23	47.91	74.00	-26.09	Peak	Vertical
*	14941.70	43.54	6.37	49.91	88.20	-38.29	Peak	Vertical

Note 1: “*” is not in restricted band.us emissions.

Note 2: Measure Level (dBμV/m) = Reading Level (dBμV) + Factor (dB/m)

Factor (dB/m) = Cable Loss (dB) + Antenna Factor (dB/m) - Pre_Amplifier Gain (dB)

Product	HAN Access Point (AP571)	Test Engineer	Mero Zhou
Test Site	SIP-AC3	Test Date	2025-07-29
Test Mode	802.11be-EHT20	Test Channel	49
Remark	1. Average measurement was not performed if peak level lower than average limit. 2. Other frequency was 20 dB below limit line within 1-18 GHz, there is not show in the report.		

Mark	Frequency (MHz)	Reading Level (dBμV)	Factor (dB/m)	Measure Level (dBμV/m)	Limit (dBμV/m)	Margin (dB)	Detector	Polarization
	8228.40	47.36	-1.56	45.80	74.00	-28.20	Peak	Horizontal
*	10190.20	46.96	0.28	47.24	88.20	-40.96	Peak	Horizontal
	12435.90	46.64	1.62	48.26	74.00	-25.74	Peak	Horizontal
*	14931.50	43.40	6.33	49.73	88.20	-38.47	Peak	Horizontal
	8362.70	47.35	-1.44	45.91	74.00	-28.09	Peak	Vertical
*	10266.70	46.54	0.66	47.20	88.20	-41.00	Peak	Vertical
	12427.40	46.79	1.62	48.41	74.00	-25.59	Peak	Vertical
*	14712.20	43.89	6.15	50.04	88.20	-38.16	Peak	Vertical

Note 1: “*” is not in restricted band.us emissions.

Note 2: Measure Level (dBμV/m) = Reading Level (dBμV) + Factor (dB/m)

Factor (dB/m) = Cable Loss (dB) + Antenna Factor (dB/m) - Pre_Amplifier Gain (dB)

Product	HAN Access Point (AP571)	Test Engineer	Mero Zhou
Test Site	SIP-AC3	Test Date	2025-07-29
Test Mode	802.11be-EHT20	Test Channel	93
Remark	1. Average measurement was not performed if peak level lower than average limit. 2. Other frequency was 20 dB below limit line within 1-18 GHz, there is not show in the report.		

Mark	Frequency (MHz)	Reading Level (dBμV)	Factor (dB/m)	Measure Level (dBμV/m)	Limit (dBμV/m)	Margin (dB)	Detector	Polarization
	8189.30	47.27	-1.76	45.51	74.00	-28.49	Peak	Horizontal
*	10258.20	47.33	0.62	47.96	88.20	-40.24	Peak	Horizontal
	12454.60	46.23	1.63	47.86	74.00	-26.14	Peak	Horizontal
*	14933.20	43.39	6.35	49.74	88.20	-38.46	Peak	Horizontal
	8155.30	47.55	-1.61	45.95	74.00	-28.05	Peak	Vertical
*	9717.60	47.17	-0.05	47.12	88.20	-41.08	Peak	Vertical
	12420.60	46.59	1.58	48.16	74.00	-25.84	Peak	Vertical
*	14938.30	43.46	6.41	49.87	88.20	-38.33	Peak	Vertical

Note 1: “*” is not in restricted band.us emissions.

Note 2: Measure Level (dBμV/m) = Reading Level (dBμV) + Factor (dB/m)

Factor (dB/m) = Cable Loss (dB) + Antenna Factor (dB/m) - Pre_Amplifier Gain (dB)

Product	HAN Access Point (AP571)	Test Engineer	Mero Zhou
Test Site	SIP-AC3	Test Date	2025-07-29
Test Mode	802.11be-EHT20	Test Channel	117
Remark	1. Average measurement was not performed if peak level lower than average limit. 2. Other frequency was 20 dB below limit line within 1-18 GHz, there is not show in the report.		

Mark	Frequency (MHz)	Reading Level (dBμV)	Factor (dB/m)	Measure Level (dBμV/m)	Limit (dBμV/m)	Margin (dB)	Detector	Polarization
	8325.30	46.83	-1.50	45.33	74.00	-28.67	Peak	Horizontal
*	10261.60	46.50	0.65	47.15	88.20	-41.05	Peak	Horizontal
	12451.20	46.87	1.62	48.49	74.00	-25.51	Peak	Horizontal
*	14724.10	43.38	6.29	49.67	88.20	-38.53	Peak	Horizontal
	8415.40	47.61	-1.36	46.24	74.00	-27.76	Peak	Vertical
*	10006.60	46.99	0.16	47.15	88.20	-41.05	Peak	Vertical
	12449.50	46.76	1.62	48.38	74.00	-25.62	Peak	Vertical
*	14732.60	43.67	6.40	50.07	88.20	-38.13	Peak	Vertical

Note 1: “*” is not in restricted band.us emissions.

Note 2: Measure Level (dBμV/m) = Reading Level (dBμV) + Factor (dB/m)

Factor (dB/m) = Cable Loss (dB) + Antenna Factor (dB/m) - Pre_Amplifier Gain (dB)

Product	HAN Access Point (AP571)	Test Engineer	Mero Zhou
Test Site	SIP-AC3	Test Date	2025-07-29
Test Mode	802.11be-EHT20	Test Channel	149
Remark	1. Average measurement was not performed if peak level lower than average limit. 2. Other frequency was 20 dB below limit line within 1-18 GHz, there is not show in the report.		

Mark	Frequency (MHz)	Reading Level (dBμV)	Factor (dB/m)	Measure Level (dBμV/m)	Limit (dBμV/m)	Margin (dB)	Detector	Polarization
	8306.60	48.37	-1.48	46.90	74.00	-27.10	Peak	Horizontal
*	10377.20	46.53	0.46	46.99	88.20	-41.21	Peak	Horizontal
	12492.00	47.13	1.35	48.48	74.00	-25.52	Peak	Horizontal
*	14736.00	43.69	6.45	50.14	88.20	-38.06	Peak	Horizontal
	8238.60	46.96	-1.49	45.47	74.00	-28.53	Peak	Vertical
*	10244.60	46.57	0.49	47.06	88.20	-41.14	Peak	Vertical
	12466.50	46.95	1.61	48.56	74.00	-25.44	Peak	Vertical
*	15057.30	43.78	6.06	49.84	88.20	-38.36	Peak	Vertical

Note 1: “*” is not in restricted band.us emissions.

Note 2: Measure Level (dBμV/m) = Reading Level (dBμV) + Factor (dB/m)

Factor (dB/m) = Cable Loss (dB) + Antenna Factor (dB/m) - Pre_Amplifier Gain (dB)

Product	HAN Access Point (AP571)	Test Engineer	Mero Zhou
Test Site	SIP-AC3	Test Date	2025-07-29
Test Mode	802.11be-EHT20	Test Channel	181
Remark	1. Average measurement was not performed if peak level lower than average limit. 2. Other frequency was 20 dB below limit line within 1-18 GHz, there is not show in the report.		

Mark	Frequency (MHz)	Reading Level (dBμV)	Factor (dB/m)	Measure Level (dBμV/m)	Limit (dBμV/m)	Margin (dB)	Detector	Polarization
	8451.10	46.96	-1.33	45.63	74.00	-28.37	Peak	Horizontal
*	9647.90	48.41	-0.34	48.07	88.20	-40.13	Peak	Horizontal
	12466.50	46.66	1.61	48.27	74.00	-25.73	Peak	Horizontal
*	14741.10	43.94	6.24	50.18	88.20	-38.02	Peak	Horizontal
	8153.60	48.29	-1.62	46.67	74.00	-27.33	Peak	Vertical
*	10084.80	47.11	0.23	47.34	88.20	-40.86	Peak	Vertical
	12398.50	46.67	1.41	48.08	74.00	-25.92	Peak	Vertical
*	14933.20	43.61	6.35	49.96	88.20	-38.24	Peak	Vertical

Note 1: “*” is not in restricted band.us emissions.

Note 2: Measure Level (dBμV/m) = Reading Level (dBμV) + Factor (dB/m)

Factor (dB/m) = Cable Loss (dB) + Antenna Factor (dB/m) - Pre_Amplifier Gain (dB)

Product	HAN Access Point (AP571)	Test Engineer	Mero Zhou
Test Site	SIP-AC3	Test Date	2025-07-29
Test Mode	802.11be-EHT40	Test Channel	3
Remark	1. Average measurement was not performed if peak level lower than average limit. 2. Other frequency was 20 dB below limit line within 1-18 GHz, there is not show in the report.		

Mark	Frequency (MHz)	Reading Level (dBμV)	Factor (dB/m)	Measure Level (dBμV/m)	Limit (dBμV/m)	Margin (dB)	Detector	Polarization
	8354.20	47.14	-1.47	45.67	74.00	-28.33	Peak	Horizontal
*	9647.90	47.81	-0.34	47.47	88.20	-40.73	Peak	Horizontal
	12413.80	46.95	1.49	48.44	74.00	-25.56	Peak	Horizontal
*	14839.70	45.13	5.80	50.93	88.20	-37.27	Peak	Horizontal
	8109.40	47.57	-1.45	46.12	74.00	-27.88	Peak	Vertical
*	10042.30	47.16	-0.02	47.14	88.20	-41.06	Peak	Vertical
	12566.80	46.34	1.86	48.19	74.00	-25.81	Peak	Vertical
*	14921.30	44.54	6.17	50.71	88.20	-37.49	Peak	Vertical

Note 1: “*” is not in restricted band.us emissions.

Note 2: Measure Level (dBμV/m) = Reading Level (dBμV) + Factor (dB/m)

Factor (dB/m) = Cable Loss (dB) + Antenna Factor (dB/m) - Pre_Amplifier Gain (dB)

Product	HAN Access Point (AP571)	Test Engineer	Mero Zhou
Test Site	SIP-AC3	Test Date	2025-07-29
Test Mode	802.11be-EHT40	Test Channel	51
Remark	1. Average measurement was not performed if peak level lower than average limit. 2. Other frequency was 20 dB below limit line within 1-18 GHz, there is not show in the report.		

Mark	Frequency (MHz)	Reading Level (dBμV)	Factor (dB/m)	Measure Level (dBμV/m)	Limit (dBμV/m)	Margin (dB)	Detector	Polarization
	8442.60	47.50	-1.28	46.22	74.00	-27.78	Peak	Horizontal
*	10377.20	46.11	0.46	46.57	88.20	-41.63	Peak	Horizontal
	12119.70	47.15	0.73	47.88	74.00	-26.12	Peak	Horizontal
*	14693.50	44.19	6.09	50.28	88.20	-37.92	Peak	Horizontal
	8451.10	46.97	-1.33	45.64	74.00	-28.36	Peak	Vertical
*	10225.90	46.38	0.34	46.71	88.20	-41.49	Peak	Vertical
	12390.00	47.46	1.40	48.86	74.00	-25.14	Peak	Vertical
*	14737.70	43.81	6.38	50.19	88.20	-38.01	Peak	Vertical

Note 1: “*” is not in restricted band.us emissions.

Note 2: Measure Level (dBμV/m) = Reading Level (dBμV) + Factor (dB/m)

Factor (dB/m) = Cable Loss (dB) + Antenna Factor (dB/m) - Pre_Amplifier Gain (dB)

Product	HAN Access Point (AP571)	Test Engineer	Mero Zhou
Test Site	SIP-AC3	Test Date	2025-07-29
Test Mode	802.11be-EHT40	Test Channel	91
Remark	1. Average measurement was not performed if peak level lower than average limit. 2. Other frequency was 20 dB below limit line within 1-18 GHz, there is not show in the report.		

Mark	Frequency (MHz)	Reading Level (dBμV)	Factor (dB/m)	Measure Level (dBμV/m)	Limit (dBμV/m)	Margin (dB)	Detector	Polarization
	8216.50	47.37	-1.69	45.67	74.00	-28.33	Peak	Horizontal
*	10176.60	46.81	0.34	47.14	88.20	-41.06	Peak	Horizontal
	12415.50	46.51	1.51	48.02	74.00	-25.98	Peak	Horizontal
*	14962.10	44.98	5.66	50.63	88.20	-37.57	Peak	Horizontal
	8128.10	47.67	-1.52	46.15	74.00	-27.85	Peak	Vertical
*	10178.30	46.98	0.33	47.30	88.20	-40.90	Peak	Vertical
	12242.10	47.66	0.98	48.65	74.00	-25.35	Peak	Vertical
*	14928.10	44.11	6.29	50.40	88.20	-37.80	Peak	Vertical

Note 1: “*” is not in restricted band.us emissions.

Note 2: Measure Level (dBμV/m) = Reading Level (dBμV) + Factor (dB/m)

Factor (dB/m) = Cable Loss (dB) + Antenna Factor (dB/m) - Pre_Amplifier Gain (dB)

Product	HAN Access Point (AP571)	Test Engineer	Mero Zhou
Test Site	SIP-AC3	Test Date	2025-07-29
Test Mode	802.11be-EHT40	Test Channel	123
Remark	1. Average measurement was not performed if peak level lower than average limit. 2. Other frequency was 20 dB below limit line within 1-18 GHz, there is not show in the report.		

Mark	Frequency (MHz)	Reading Level (dBμV)	Factor (dB/m)	Measure Level (dBμV/m)	Limit (dBμV/m)	Margin (dB)	Detector	Polarization
	8410.30	47.31	-1.39	45.91	74.00	-28.09	Peak	Horizontal
*	10174.90	46.87	0.35	47.22	88.20	-40.98	Peak	Horizontal
	12116.30	47.39	0.72	48.11	74.00	-25.89	Peak	Horizontal
*	15057.30	43.99	6.06	50.05	88.20	-38.15	Peak	Horizontal
	8405.20	48.44	-1.42	47.03	74.00	-26.97	Peak	Vertical
*	9647.90	47.62	-0.34	47.28	88.20	-40.92	Peak	Vertical
	12415.50	46.95	1.51	48.46	74.00	-25.54	Peak	Vertical
*	14739.40	44.30	6.31	50.61	88.20	-37.59	Peak	Vertical

Note 1: “*” is not in restricted band.us emissions.

Note 2: Measure Level (dBμV/m) = Reading Level (dBμV) + Factor (dB/m)

Factor (dB/m) = Cable Loss (dB) + Antenna Factor (dB/m) - Pre_Amplifier Gain (dB)

Product	HAN Access Point (AP571)	Test Engineer	Mero Zhou
Test Site	SIP-AC3	Test Date	2025-07-29
Test Mode	802.11be-EHT40	Test Channel	147
Remark	1. Average measurement was not performed if peak level lower than average limit. 2. Other frequency was 20 dB below limit line within 1-18 GHz, there is not show in the report.		

Mark	Frequency (MHz)	Reading Level (dBμV)	Factor (dB/m)	Measure Level (dBμV/m)	Limit (dBμV/m)	Margin (dB)	Detector	Polarization
	8090.70	47.68	-1.83	45.84	74.00	-28.16	Peak	Horizontal
*	9647.90	47.83	-0.34	47.49	88.20	-40.71	Peak	Horizontal
	12517.50	47.24	1.44	48.68	74.00	-25.32	Peak	Horizontal
*	14941.70	43.28	6.37	49.65	88.20	-38.55	Peak	Horizontal
	8386.50	47.56	-1.54	46.02	74.00	-27.98	Peak	Vertical
*	10300.70	46.01	0.55	46.55	88.20	-41.65	Peak	Vertical
	12401.90	46.41	1.41	47.82	74.00	-26.18	Peak	Vertical
*	14926.40	44.10	6.27	50.37	88.20	-37.83	Peak	Vertical

Note 1: “*” is not in restricted band.us emissions.

Note 2: Measure Level (dBμV/m) = Reading Level (dBμV) + Factor (dB/m)

Factor (dB/m) = Cable Loss (dB) + Antenna Factor (dB/m) - Pre_Amplifier Gain (dB)

Product	HAN Access Point (AP571)	Test Engineer	Mero Zhou
Test Site	SIP-AC3	Test Date	2025-07-29
Test Mode	802.11be-EHT40	Test Channel	179
Remark	1. Average measurement was not performed if peak level lower than average limit. 2. Other frequency was 20 dB below limit line within 1-18 GHz, there is not show in the report.		

Mark	Frequency (MHz)	Reading Level (dBμV)	Factor (dB/m)	Measure Level (dBμV/m)	Limit (dBμV/m)	Margin (dB)	Detector	Polarization
	8400.10	47.37	-1.44	45.93	74.00	-28.07	Peak	Horizontal
*	9647.90	47.25	-0.34	46.91	88.20	-41.29	Peak	Horizontal
	12519.20	47.03	1.47	48.50	74.00	-25.50	Peak	Horizontal
*	15047.10	43.82	5.78	49.60	88.20	-38.60	Peak	Horizontal
	8151.90	47.33	-1.63	45.70	74.00	-28.30	Peak	Vertical
*	9647.90	47.66	-0.34	47.32	88.20	-40.88	Peak	Vertical
	12390.00	46.40	1.40	47.80	74.00	-26.20	Peak	Vertical
*	14933.20	43.23	6.35	49.58	88.20	-38.62	Peak	Vertical

Note 1: “*” is not in restricted band.us emissions.

Note 2: Measure Level (dBμV/m) = Reading Level (dBμV) + Factor (dB/m)

Factor (dB/m) = Cable Loss (dB) + Antenna Factor (dB/m) - Pre_Amplifier Gain (dB)

Product	HAN Access Point (AP571)	Test Engineer	Mero Zhou
Test Site	SIP-AC3	Test Date	2025-07-29
Test Mode	802.11be-EHT80	Test Channel	7
Remark	1. Average measurement was not performed if peak level lower than average limit. 2. Other frequency was 20 dB below limit line within 1-18 GHz, there is not show in the report.		

Mark	Frequency (MHz)	Reading Level (dBμV)	Factor (dB/m)	Measure Level (dBμV/m)	Limit (dBμV/m)	Margin (dB)	Detector	Polarization
	8248.80	47.23	-1.50	45.73	74.00	-28.27	Peak	Horizontal
*	9896.10	46.87	0.23	47.10	88.20	-41.10	Peak	Horizontal
	12424.00	46.62	1.62	48.24	74.00	-25.76	Peak	Horizontal
*	14776.80	43.75	6.00	49.75	88.20	-38.45	Peak	Horizontal
	8123.00	48.14	-1.42	46.72	74.00	-27.28	Peak	Vertical
*	10373.80	46.58	0.41	46.99	88.20	-41.21	Peak	Vertical
	12002.40	47.39	0.26	47.64	74.00	-26.36	Peak	Vertical
*	14719.00	43.14	6.22	49.36	88.20	-38.84	Peak	Vertical

Note 1: “*” is not in restricted band.us emissions.

Note 2: Measure Level (dBμV/m) = Reading Level (dBμV) + Factor (dB/m)

Factor (dB/m) = Cable Loss (dB) + Antenna Factor (dB/m) - Pre_Amplifier Gain (dB)

Product	HAN Access Point (AP571)	Test Engineer	Mero Zhou
Test Site	SIP-AC3	Test Date	2025-07-29
Test Mode	802.11be-EHT80	Test Channel	55
Remark	1. Average measurement was not performed if peak level lower than average limit. 2. Other frequency was 20 dB below limit line within 1-18 GHz, there is not show in the report.		

Mark	Frequency (MHz)	Reading Level (dBμV)	Factor (dB/m)	Measure Level (dBμV/m)	Limit (dBμV/m)	Margin (dB)	Detector	Polarization
	8299.80	46.75	-1.56	45.19	74.00	-28.81	Peak	Horizontal
*	9647.90	47.58	-0.34	47.24	88.20	-40.96	Peak	Horizontal
	12452.90	46.60	1.62	48.22	74.00	-25.78	Peak	Horizontal
*	14717.30	43.55	6.20	49.76	88.20	-38.44	Peak	Horizontal
	8425.60	47.39	-1.30	46.10	74.00	-27.90	Peak	Vertical
*	10256.50	47.44	0.60	48.05	88.20	-40.15	Peak	Vertical
	12391.70	46.38	1.40	47.78	74.00	-26.22	Peak	Vertical
*	15030.10	44.36	5.47	49.83	88.20	-38.37	Peak	Vertical

Note 1: “*” is not in restricted band.us emissions.

Note 2: Measure Level (dBμV/m) = Reading Level (dBμV) + Factor (dB/m)

Factor (dB/m) = Cable Loss (dB) + Antenna Factor (dB/m) - Pre_Amplifier Gain (dB)

Product	HAN Access Point (AP571)	Test Engineer	Mero Zhou
Test Site	SIP-AC3	Test Date	2025-07-29
Test Mode	802.11be-EHT80	Test Channel	87
Remark	1. Average measurement was not performed if peak level lower than average limit. 2. Other frequency was 20 dB below limit line within 1-18 GHz, there is not show in the report.		

Mark	Frequency (MHz)	Reading Level (dBμV)	Factor (dB/m)	Measure Level (dBμV/m)	Limit (dBμV/m)	Margin (dB)	Detector	Polarization
	8187.60	47.65	-1.74	45.90	74.00	-28.10	Peak	Horizontal
*	10419.70	47.07	0.39	47.47	88.20	-40.73	Peak	Horizontal
	11541.70	47.64	0.19	47.83	74.00	-26.17	Peak	Horizontal
*	15011.40	44.36	5.28	49.64	88.20	-38.56	Peak	Horizontal
	8321.90	48.18	-1.49	46.69	74.00	-27.31	Peak	Vertical
*	9647.90	47.80	-0.34	47.46	88.20	-40.74	Peak	Vertical
	12461.40	46.68	1.62	48.30	74.00	-25.70	Peak	Vertical
*	14827.80	44.04	5.72	49.76	88.20	-38.44	Peak	Vertical

Note 1: “*” is not in restricted band.us emissions.

Note 2: Measure Level (dBμV/m) = Reading Level (dBμV) + Factor (dB/m)

Factor (dB/m) = Cable Loss (dB) + Antenna Factor (dB/m) - Pre_Amplifier Gain (dB)

Product	HAN Access Point (AP571)	Test Engineer	Mero Zhou
Test Site	SIP-AC3	Test Date	2025-07-29
Test Mode	802.11be-EHT80	Test Channel	135
Remark	1. Average measurement was not performed if peak level lower than average limit. 2. Other frequency was 20 dB below limit line within 1-18 GHz, there is not show in the report.		

Mark	Frequency (MHz)	Reading Level (dBμV)	Factor (dB/m)	Measure Level (dBμV/m)	Limit (dBμV/m)	Margin (dB)	Detector	Polarization
	8175.70	47.75	-1.61	46.14	74.00	-27.86	Peak	Horizontal
*	10049.10	47.34	0.03	47.37	88.20	-40.83	Peak	Horizontal
	12413.80	47.53	1.49	49.03	74.00	-24.97	Peak	Horizontal
*	14938.30	43.53	6.41	49.94	88.20	-38.26	Peak	Horizontal
	8174.00	47.47	-1.59	45.88	74.00	-28.12	Peak	Vertical
*	10130.70	46.24	0.42	46.67	88.20	-41.53	Peak	Vertical
	12539.60	47.03	1.87	48.90	74.00	-25.10	Peak	Vertical
*	14928.10	43.94	6.29	50.23	88.20	-37.97	Peak	Vertical

Note 1: “*” is not in restricted band.us emissions.

Note 2: Measure Level (dBμV/m) = Reading Level (dBμV) + Factor (dB/m)

Factor (dB/m) = Cable Loss (dB) + Antenna Factor (dB/m) - Pre_Amplifier Gain (dB)

Product	HAN Access Point (AP571)	Test Engineer	Mero Zhou
Test Site	SIP-AC3	Test Date	2025-07-29
Test Mode	802.11be-EHT80	Test Channel	151
Remark	1. Average measurement was not performed if peak level lower than average limit. 2. Other frequency was 20 dB below limit line within 1-18 GHz, there is not show in the report.		

Mark	Frequency (MHz)	Reading Level (dBμV)	Factor (dB/m)	Measure Level (dBμV/m)	Limit (dBμV/m)	Margin (dB)	Detector	Polarization
	8355.90	47.55	-1.46	46.08	74.00	-27.92	Peak	Horizontal
*	10375.50	46.43	0.43	46.86	88.20	-41.34	Peak	Horizontal
	12386.60	46.92	1.39	48.31	74.00	-25.69	Peak	Horizontal
*	15018.20	44.40	5.34	49.74	88.20	-38.46	Peak	Horizontal
	8160.40	47.94	-1.59	46.35	74.00	-27.65	Peak	Vertical
*	10146.00	46.39	0.45	46.83	88.20	-41.37	Peak	Vertical
	12473.30	47.25	1.59	48.84	74.00	-25.16	Peak	Vertical
*	15225.60	43.32	6.41	49.73	88.20	-38.47	Peak	Vertical

Note 1: “*” is not in restricted band.us emissions.

Note 2: Measure Level (dBμV/m) = Reading Level (dBμV) + Factor (dB/m)

Factor (dB/m) = Cable Loss (dB) + Antenna Factor (dB/m) - Pre_Amplifier Gain (dB)

Product	HAN Access Point (AP571)	Test Engineer	Mero Zhou
Test Site	SIP-AC3	Test Date	2025-07-29
Test Mode	802.11be-EHT80	Test Channel	167
Remark	1. Average measurement was not performed if peak level lower than average limit. 2. Other frequency was 20 dB below limit line within 1-18 GHz, there is not show in the report.		

Mark	Frequency (MHz)	Reading Level (dBμV)	Factor (dB/m)	Measure Level (dBμV/m)	Limit (dBμV/m)	Margin (dB)	Detector	Polarization
	8361.00	47.44	-1.42	46.02	74.00	-27.98	Peak	Horizontal
*	9647.90	48.21	-0.34	47.87	88.20	-40.33	Peak	Horizontal
	12228.50	47.86	0.91	48.77	74.00	-25.23	Peak	Horizontal
*	14943.40	43.33	6.31	49.65	88.20	-38.55	Peak	Horizontal
	8242.00	47.47	-1.47	46.00	74.00	-28.00	Peak	Vertical
*	10261.60	46.23	0.65	46.88	88.20	-41.32	Peak	Vertical
	12446.10	46.26	1.62	47.88	74.00	-26.12	Peak	Vertical
*	14702.00	44.19	6.05	50.24	88.20	-37.96	Peak	Vertical

Note 1: “*” is not in restricted band.us emissions.

Note 2: Measure Level (dBμV/m) = Reading Level (dBμV) + Factor (dB/m)

Factor (dB/m) = Cable Loss (dB) + Antenna Factor (dB/m) - Pre_Amplifier Gain (dB)

Product	HAN Access Point (AP571)	Test Engineer	Mero Zhou
Test Site	SIP-AC3	Test Date	2025-07-29
Test Mode	802.11be-EHT160	Test Channel	15
Remark	1. Average measurement was not performed if peak level lower than average limit. 2. Other frequency was 20 dB below limit line within 1-18 GHz, there is not show in the report.		

Mark	Frequency (MHz)	Reading Level (dBμV)	Factor (dB/m)	Measure Level (dBμV/m)	Limit (dBμV/m)	Margin (dB)	Detector	Polarization
	8440.90	47.17	-1.28	45.89	74.00	-28.11	Peak	Horizontal
*	9647.90	47.50	-0.34	47.16	88.20	-41.04	Peak	Horizontal
	12439.30	46.11	1.62	47.73	74.00	-26.27	Peak	Horizontal
*	15070.90	44.23	5.72	49.95	88.20	-38.25	Peak	Horizontal
	8430.70	47.15	-1.28	45.88	74.00	-28.12	Peak	Vertical
*	9647.90	47.39	-0.34	47.05	88.20	-41.15	Peak	Vertical
	12437.60	47.86	1.62	49.48	74.00	-24.52	Peak	Vertical
*	14729.20	43.26	6.36	49.62	88.20	-38.58	Peak	Vertical

Note 1: “*” is not in restricted band.us emissions.

Note 2: Measure Level (dBμV/m) = Reading Level (dBμV) + Factor (dB/m)

Factor (dB/m) = Cable Loss (dB) + Antenna Factor (dB/m) - Pre_Amplifier Gain (dB)

Product	HAN Access Point (AP571)	Test Engineer	Mero Zhou
Test Site	SIP-AC3	Test Date	2025-07-29
Test Mode	802.11be-EHT160	Test Channel	47
Remark	1. Average measurement was not performed if peak level lower than average limit. 2. Other frequency was 20 dB below limit line within 1-18 GHz, there is not show in the report.		

Mark	Frequency (MHz)	Reading Level (dBμV)	Factor (dB/m)	Measure Level (dBμV/m)	Limit (dBμV/m)	Margin (dB)	Detector	Polarization
	8262.40	47.27	-1.57	45.70	74.00	-28.30	Peak	Horizontal
*	9647.90	47.21	-0.34	46.88	88.20	-41.32	Peak	Horizontal
	12476.70	46.58	1.56	48.14	74.00	-25.86	Peak	Horizontal
*	14921.30	44.01	6.17	50.18	88.20	-38.02	Peak	Horizontal
	8102.60	47.14	-1.54	45.60	74.00	-28.40	Peak	Vertical
*	10516.60	46.73	0.45	47.18	88.20	-41.02	Peak	Vertical
	12476.70	46.65	1.56	48.22	74.00	-25.78	Peak	Vertical
*	14819.30	43.84	5.67	49.50	88.20	-38.70	Peak	Vertical

Note 1: “*” is not in restricted band.us emissions.

Note 2: Measure Level (dBμV/m) = Reading Level (dBμV) + Factor (dB/m)

Factor (dB/m) = Cable Loss (dB) + Antenna Factor (dB/m) - Pre_Amplifier Gain (dB)

Product	HAN Access Point (AP571)	Test Engineer	Mero Zhou
Test Site	SIP-AC3	Test Date	2025-07-29
Test Mode	802.11be-EHT160	Test Channel	79
Remark	1. Average measurement was not performed if peak level lower than average limit. 2. Other frequency was 20 dB below limit line within 1-18 GHz, there is not show in the report.		

Mark	Frequency (MHz)	Reading Level (dBμV)	Factor (dB/m)	Measure Level (dBμV/m)	Limit (dBμV/m)	Margin (dB)	Detector	Polarization
	8100.90	47.70	-1.58	46.11	74.00	-27.89	Peak	Horizontal
*	10368.70	47.15	0.33	47.49	88.20	-40.71	Peak	Horizontal
	12248.90	47.34	0.97	48.31	74.00	-25.69	Peak	Horizontal
*	14775.10	43.45	6.05	49.50	88.20	-38.70	Peak	Horizontal
	8099.20	47.23	-1.63	45.61	74.00	-28.39	Peak	Vertical
*	10409.50	46.80	0.41	47.22	88.20	-40.98	Peak	Vertical
	12345.80	47.18	1.11	48.29	74.00	-25.71	Peak	Vertical
*	14938.30	43.16	6.41	49.57	88.20	-38.63	Peak	Vertical

Note 1: “*” is not in restricted band.us emissions.

Note 2: Measure Level (dBμV/m) = Reading Level (dBμV) + Factor (dB/m)

Factor (dB/m) = Cable Loss (dB) + Antenna Factor (dB/m) - Pre_Amplifier Gain (dB)

Product	HAN Access Point (AP571)	Test Engineer	Mero Zhou
Test Site	SIP-AC3	Test Date	2025-07-29
Test Mode	802.11be-EHT160	Test Channel	143
Remark	1. Average measurement was not performed if peak level lower than average limit. 2. Other frequency was 20 dB below limit line within 1-18 GHz, there is not show in the report.		

Mark	Frequency (MHz)	Reading Level (dBμV)	Factor (dB/m)	Measure Level (dBμV/m)	Limit (dBμV/m)	Margin (dB)	Detector	Polarization
	8406.90	48.58	-1.41	47.17	74.00	-26.83	Peak	Horizontal
*	9647.90	47.80	-0.34	47.47	88.20	-40.73	Peak	Horizontal
	12240.40	46.68	0.99	47.67	74.00	-26.33	Peak	Horizontal
*	14938.30	43.08	6.41	49.49	88.20	-38.71	Peak	Horizontal
	8157.00	47.56	-1.59	45.97	74.00	-28.03	Peak	Vertical
*	10338.10	46.70	0.40	47.10	88.20	-41.10	Peak	Vertical
	12369.60	46.72	1.33	48.05	74.00	-25.95	Peak	Vertical
*	14909.40	44.65	5.72	50.38	88.20	-37.82	Peak	Vertical

Note 1: “*” is not in restricted band.us emissions.

Note 2: Measure Level (dBμV/m) = Reading Level (dBμV) + Factor (dB/m)

Factor (dB/m) = Cable Loss (dB) + Antenna Factor (dB/m) - Pre_Amplifier Gain (dB)

Product	HAN Access Point (AP571)	Test Engineer	Mero Zhou
Test Site	SIP-AC3	Test Date	2025-07-29
Test Mode	802.11be-EHT320-1	Test Channel	31
Remark	1. Average measurement was not performed if peak level lower than average limit. 2. Other frequency was 20 dB below limit line within 1-18 GHz, there is not show in the report.		

Mark	Frequency (MHz)	Reading Level (dBμV)	Factor (dB/m)	Measure Level (dBμV/m)	Limit (dBμV/m)	Margin (dB)	Detector	Polarization
	8378.00	47.40	-1.60	45.80	74.00	-28.20	Peak	Horizontal
*	10309.20	46.45	0.46	46.92	88.20	-41.28	Peak	Horizontal
	12459.70	46.10	1.62	47.72	74.00	-26.28	Peak	Horizontal
*	14943.40	43.99	6.31	50.31	88.20	-37.89	Peak	Horizontal
	8150.20	47.31	-1.64	45.67	74.00	-28.33	Peak	Vertical
*	10429.90	46.71	0.36	47.07	88.20	-41.13	Peak	Vertical
	12415.50	47.36	1.51	48.87	74.00	-25.13	Peak	Vertical
*	14722.40	44.28	6.26	50.55	88.20	-37.65	Peak	Vertical

Note 1: “*” is not in restricted band.us emissions.

Note 2: Measure Level (dBμV/m) = Reading Level (dBμV) + Factor (dB/m)

Factor (dB/m) = Cable Loss (dB) + Antenna Factor (dB/m) - Pre_Amplifier Gain (dB)

Product	HAN Access Point (AP571)	Test Engineer	Mero Zhou
Test Site	SIP-AC3	Test Date	2025-07-29
Test Mode	802.11be-EHT320-2	Test Channel	63
Remark	1. Average measurement was not performed if peak level lower than average limit. 2. Other frequency was 20 dB below limit line within 1-18 GHz, there is not show in the report.		

Mark	Frequency (MHz)	Reading Level (dBμV)	Factor (dB/m)	Measure Level (dBμV/m)	Limit (dBμV/m)	Margin (dB)	Detector	Polarization
	8440.90	46.70	-1.28	45.42	74.00	-28.58	Peak	Horizontal
*	9647.90	47.90	-0.34	47.57	88.20	-40.63	Peak	Horizontal
	12543.00	47.18	1.95	49.13	74.00	-24.87	Peak	Horizontal
*	14734.30	43.37	6.43	49.79	88.20	-38.41	Peak	Horizontal
	8174.00	47.69	-1.59	46.10	74.00	-27.90	Peak	Vertical
*	9647.90	48.11	-0.34	47.77	88.20	-40.43	Peak	Vertical
	12558.30	46.34	1.90	48.24	74.00	-25.76	Peak	Vertical
*	15053.90	44.57	5.97	50.54	88.20	-37.66	Peak	Vertical

Note 1: “*” is not in restricted band.us emissions.

Note 2: Measure Level (dBμV/m) = Reading Level (dBμV) + Factor (dB/m)

Factor (dB/m) = Cable Loss (dB) + Antenna Factor (dB/m) - Pre_Amplifier Gain (dB)

AP571e - WLAN Config 1

Product	HAN Access Point (AP571e)	Test Engineer	Mero Zhou
Test Site	SIP-AC3	Test Date	2025-8-11
Test Mode	802.11ax-HE20	Test Channel	1
Remark	1. Average measurement was not performed if peak level lower than average limit. 2. Other frequency was 20 dB below limit line within 1-18 GHz, there is not show in the report.		

Mark	Frequency (MHz)	Reading Level (dBμV)	Factor (dB/m)	Measure Level (dBμV/m)	Limit (dBμV/m)	Margin (dB)	Detector	Polarization
*	14521.8	44.42	5.58	50.00	88.20	-38.20	Peak	Horizontal
	15834.2	31.89	7.45	39.34	54.00	-14.66	Average	Horizontal
	15834.2	44.23	7.45	51.68	74.00	-22.32	Peak	Horizontal
*	16665.5	43.47	9.65	53.12	88.20	-35.08	Peak	Horizontal
	17935.4	31.38	12.55	43.93	54.00	-10.07	Average	Horizontal
	17935.4	43.00	12.55	55.55	74.00	-18.45	Peak	Horizontal
*	14705.4	43.88	6.09	49.97	88.20	-38.23	Peak	Vertical
	15733.9	31.99	7.41	39.40	54.00	-14.60	Average	Vertical
	15733.9	43.71	7.41	51.12	74.00	-22.88	Peak	Vertical
*	16840.6	44.23	10.33	54.56	88.20	-33.64	Peak	Vertical
	17804.5	31.43	10.84	42.27	54.00	-11.73	Average	Vertical
	17804.5	44.05	10.84	54.89	74.00	-19.11	Peak	Vertical

Note 1: "*" is not in restricted band.us emissions.

Note 2: Measure Level (dBμV/m) = Reading Level (dBμV) + Factor (dB/m)

Factor (dB/m) = Cable Loss (dB) + Antenna Factor (dB/m) - Pre_Amplifier Gain (dB)

Product	HAN Access Point (AP571e)	Test Engineer	Bob Zhang
Test Site	WZ-AC2	Test Date	2023-09-17
Test Mode	802.11ax-HE20	Test Channel	49
Remark	1. Average measurement was not performed if peak level lower than average limit. 2. Other frequency was 20 dB below limit line within 1-18 GHz, there is not show in the report.		

Mark	Frequency (MHz)	Reading Level (dBμV)	Factor (dB/m)	Measure Level (dBμV/m)	Limit (dBμV/m)	Margin (dB)	Detector	Polarization
	8104.3	48.68	-1.50	47.18	74.00	-26.82	Peak	Horizontal
*	9799.2	46.58	0.06	46.64	88.20	-41.56	Peak	Horizontal
	12157.1	47.84	0.59	48.43	74.00	-25.57	Peak	Horizontal
*	14603.4	44.97	5.45	50.42	88.20	-37.78	Peak	Horizontal
	8196.1	47.02	-1.79	45.23	74.00	-28.77	Peak	Vertical
*	9612.2	47.35	-0.55	46.80	88.20	-41.40	Peak	Vertical
	12454.6	45.65	1.63	47.28	74.00	-26.72	Peak	Vertical
*	14746.2	44.19	6.03	50.22	88.20	-37.98	Peak	Vertical

Note 1: “*” is not in restricted band.us emissions.

Note 2: Measure Level (dBμV/m) = Reading Level (dBμV) + Factor (dB/m)

Factor (dB/m) = Cable Loss (dB) + Antenna Factor (dB/m) - Pre_Amplifier Gain (dB)

Product	HAN Access Point (AP571e)	Test Engineer	Bob Zhang
Test Site	WZ-AC2	Test Date	2023-09-17
Test Mode	802.11ax-HE20	Test Channel	93
Remark	1. Average measurement was not performed if peak level lower than average limit. 2. Other frequency was 20 dB below limit line within 1-18 GHz, there is not show in the report.		

Mark	Frequency (MHz)	Reading Level (dBμV)	Factor (dB/m)	Measure Level (dBμV/m)	Limit (dBμV/m)	Margin (dB)	Detector	Polarization
	8235.2	47.82	-1.52	46.30	74.00	-27.70	Peak	Horizontal
*	10266.7	46.35	0.66	47.01	88.20	-41.19	Peak	Horizontal
	12553.2	45.99	1.92	47.91	74.00	-26.09	Peak	Horizontal
*	14535.4	44.40	5.16	49.56	88.20	-38.64	Peak	Horizontal
	8174	47.08	-1.59	45.49	74.00	-28.51	Peak	Vertical
*	9707.4	46.80	-0.07	46.73	88.20	-41.47	Peak	Vertical
	12561.7	45.62	1.89	47.51	74.00	-26.49	Peak	Vertical
*	14513.3	44.67	5.76	50.43	88.20	-37.77	Peak	Vertical

Note 1: "*" is not in restricted band.us emissions.

Note 2: Measure Level (dBμV/m) = Reading Level (dBμV) + Factor (dB/m)

Factor (dB/m) = Cable Loss (dB) + Antenna Factor (dB/m) - Pre_Amplifier Gain (dB)

Product	HAN Access Point (AP571e)	Test Engineer	Bob Zhang
Test Site	WZ-AC2	Test Date	2023-09-17
Test Mode	802.11ax-HE20	Test Channel	117
Remark	1. Average measurement was not performed if peak level lower than average limit. 2. Other frequency was 20 dB below limit line within 1-18 GHz, there is not show in the report.		

Mark	Frequency (MHz)	Reading Level (dBμV)	Factor (dB/m)	Measure Level (dBμV/m)	Limit (dBμV/m)	Margin (dB)	Detector	Polarization
	8223.3	46.76	-1.60	45.16	74.00	-28.84	Peak	Horizontal
*	9989.6	46.39	0.23	46.62	88.20	-41.58	Peak	Horizontal
	12009.2	47.46	0.23	47.69	74.00	-26.31	Peak	Horizontal
*	14627.2	44.15	5.64	49.79	88.20	-38.41	Peak	Horizontal
	8180.8	46.86	-1.67	45.19	74.00	-28.81	Peak	Vertical
*	9647.9	48.44	-0.34	48.10	88.20	-40.10	Peak	Vertical
	12160.5	46.44	0.58	47.02	74.00	-26.98	Peak	Vertical
*	14657.8	43.87	5.90	49.77	88.20	-38.43	Peak	Vertical

Note 1: “*” is not in restricted band.us emissions.

Note 2: Measure Level (dBμV/m) = Reading Level (dBμV) + Factor (dB/m)

Factor (dB/m) = Cable Loss (dB) + Antenna Factor (dB/m) - Pre_Amplifier Gain (dB)

Product	HAN Access Point (AP571e)	Test Engineer	Bob Zhang
Test Site	WZ-AC2	Test Date	2023-09-17
Test Mode	802.11ax-HE20	Test Channel	149
Remark	1. Average measurement was not performed if peak level lower than average limit. 2. Other frequency was 20 dB below limit line within 1-18 GHz, there is not show in the report.		

Mark	Frequency (MHz)	Reading Level (dBμV)	Factor (dB/m)	Measure Level (dBμV/m)	Limit (dBμV/m)	Margin (dB)	Detector	Polarization
	8216.5	47.93	-1.69	46.24	74.00	-27.76	Peak	Horizontal
*	9993	47.05	0.22	47.27	88.20	-40.93	Peak	Horizontal
	12519.2	45.81	1.47	47.28	74.00	-26.72	Peak	Horizontal
*	14562.6	44.93	5.17	50.10	88.20	-38.10	Peak	Horizontal
	8133.2	47.03	-1.61	45.42	74.00	-28.58	Peak	Vertical
*	9899.5	46.36	0.23	46.59	88.20	-41.61	Peak	Vertical
	12094.2	46.63	0.57	47.20	74.00	-26.80	Peak	Vertical
*	14945.1	43.66	6.26	49.92	88.20	-38.28	Peak	Vertical

Note 1: “*” is not in restricted band.us emissions.

Note 2: Measure Level (dBμV/m) = Reading Level (dBμV) + Factor (dB/m)

Factor (dB/m) = Cable Loss (dB) + Antenna Factor (dB/m) - Pre_Amplifier Gain (dB)

Product	HAN Access Point (AP571e)	Test Engineer	Bob Zhang
Test Site	WZ-AC2	Test Date	2023-09-17
Test Mode	802.11ax-HE20	Test Channel	181
Remark	1. Average measurement was not performed if peak level lower than average limit. 2. Other frequency was 20 dB below limit line within 1-18 GHz, there is not show in the report.		

Mark	Frequency (MHz)	Reading Level (dBμV)	Factor (dB/m)	Measure Level (dBμV/m)	Limit (dBμV/m)	Margin (dB)	Detector	Polarization
	8182.5	47.65	-1.69	45.96	74.00	-28.04	Peak	Horizontal
*	9914.8	46.54	0.19	46.73	88.20	-41.47	Peak	Horizontal
	12571.9	45.51	1.82	47.33	74.00	-26.67	Peak	Horizontal
*	14717.3	43.90	6.20	50.10	88.20	-38.10	Peak	Horizontal
	8179.1	47.02	-1.65	45.37	74.00	-28.63	Peak	Vertical
*	9647.9	47.45	-0.34	47.11	88.20	-41.09	Peak	Vertical
	11276.5	46.89	0.21	47.10	74.00	-26.90	Peak	Vertical
*	14938.3	43.51	6.41	49.92	88.20	-38.28	Peak	Vertical

Note 1: “*” is not in restricted band.us emissions.

Note 2: Measure Level (dBμV/m) = Reading Level (dBμV) + Factor (dB/m)

Factor (dB/m) = Cable Loss (dB) + Antenna Factor (dB/m) - Pre_Amplifier Gain (dB)

Product	HAN Access Point (AP571e)	Test Engineer	Mero Zhou
Test Site	WZ-AC2	Test Date	2023-09-17
Test Mode	802.11ax-HE40	Test Channel	3
Remark	1. Average measurement was not performed if peak level lower than average limit. 2. Other frequency was 20 dB below limit line within 1-18 GHz, there is not show in the report.		

Mark	Frequency (MHz)	Reading Level (dBμV)	Factor (dB/m)	Measure Level (dBμV/m)	Limit (dBμV/m)	Margin (dB)	Detector	Polarization
	8160.4	46.22	-1.59	44.63	74.00	-29.37	Peak	Horizontal
*	9977.7	45.75	0.25	46.00	88.20	-42.20	Peak	Horizontal
	12551.5	45.51	1.92	47.43	74.00	-26.57	Peak	Horizontal
*	14661.2	44.12	5.97	50.09	88.20	-38.11	Peak	Horizontal
	8225	47.11	-1.58	45.53	74.00	-28.47	Peak	Vertical
*	10156.2	46.46	0.43	46.89	88.20	-41.31	Peak	Vertical
	12211.5	46.60	0.64	47.24	74.00	-26.76	Peak	Vertical
*	14931.5	42.99	6.33	49.32	88.20	-38.88	Peak	Vertical

Note 1: “*” is not in restricted band.us emissions.

Note 2: Measure Level (dBμV/m) = Reading Level (dBμV) + Factor (dB/m)

Factor (dB/m) = Cable Loss (dB) + Antenna Factor (dB/m) - Pre_Amplifier Gain (dB)

Product	HAN Access Point (AP571e)	Test Engineer	Mero Zhou
Test Site	WZ-AC2	Test Date	2023-09-17
Test Mode	802.11ax-HE40	Test Channel	51
Remark	1. Average measurement was not performed if peak level lower than average limit. 2. Other frequency was 20 dB below limit line within 1-18 GHz, there is not show in the report.		

Mark	Frequency (MHz)	Reading Level (dBμV)	Factor (dB/m)	Measure Level (dBμV/m)	Limit (dBμV/m)	Margin (dB)	Detector	Polarization
	8172.3	47.46	-1.59	45.87	74.00	-28.13	Peak	Horizontal
*	12238.7	46.46	0.99	47.45	74.00	-26.55	Peak	Horizontal
	13617.4	46.09	2.87	48.96	88.20	-39.24	Peak	Horizontal
*	14951.9	43.42	6.03	49.45	88.20	-38.75	Peak	Horizontal
	8114.5	46.95	-1.44	45.51	74.00	-28.49	Peak	Vertical
*	9647.9	47.81	-0.34	47.47	88.20	-40.73	Peak	Vertical
	12544.7	45.61	1.94	47.55	74.00	-26.45	Peak	Vertical
*	14722.4	43.96	6.26	50.22	88.20	-37.98	Peak	Vertical

Note 1: “*” is not in restricted band.us emissions.

Note 2: Measure Level (dBμV/m) = Reading Level (dBμV) + Factor (dB/m)

Factor (dB/m) = Cable Loss (dB) + Antenna Factor (dB/m) - Pre_Amplifier Gain (dB)

Product	HAN Access Point (AP571e)	Test Engineer	Mero Zhou
Test Site	WZ-AC2	Test Date	2023-09-17
Test Mode	802.11ax-HE40	Test Channel	91
Remark	1. Average measurement was not performed if peak level lower than average limit. 2. Other frequency was 20 dB below limit line within 1-18 GHz, there is not show in the report.		

Mark	Frequency (MHz)	Reading Level (dBμV)	Factor (dB/m)	Measure Level (dBμV/m)	Limit (dBμV/m)	Margin (dB)	Detector	Polarization
	8131.5	46.49	-1.58	44.91	74.00	-29.09	Peak	Horizontal
*	12418.9	46.62	1.56	48.18	74.00	-25.82	Peak	Horizontal
	14666.3	43.02	6.09	49.11	88.20	-39.09	Peak	Horizontal
*	17042.9	43.91	10.47	54.38	88.20	-33.82	Peak	Horizontal
	8134.9	47.07	-1.65	45.42	74.00	-28.58	Peak	Vertical
*	9647.9	48.06	-0.34	47.72	88.20	-40.48	Peak	Vertical
	12527.7	45.71	1.60	47.31	74.00	-26.69	Peak	Vertical
*	14567.7	44.77	5.19	49.96	88.20	-38.24	Peak	Vertical

Note 1: “*” is not in restricted band.us emissions.

Note 2: Measure Level (dBμV/m) = Reading Level (dBμV) + Factor (dB/m)

Factor (dB/m) = Cable Loss (dB) + Antenna Factor (dB/m) - Pre_Amplifier Gain (dB)

Product	HAN Access Point (AP571e)	Test Engineer	Mero Zhou
Test Site	WZ-AC2	Test Date	2023-09-17
Test Mode	802.11ax-HE40	Test Channel	123
Remark	1. Average measurement was not performed if peak level lower than average limit. 2. Other frequency was 20 dB below limit line within 1-18 GHz, there is not show in the report.		

Mark	Frequency (MHz)	Reading Level (dBμV)	Factor (dB/m)	Measure Level (dBμV/m)	Limit (dBμV/m)	Margin (dB)	Detector	Polarization
	8162.1	47.39	-1.59	45.80	74.00	-28.20	Peak	Horizontal
*	9891	46.16	0.23	46.39	88.20	-41.81	Peak	Horizontal
	12531.1	45.60	1.68	47.28	74.00	-26.72	Peak	Horizontal
*	14683.3	43.22	6.13	49.35	88.20	-38.85	Peak	Horizontal
	8184.2	47.67	-1.71	45.96	74.00	-28.04	Peak	Vertical
*	10040.6	46.97	-0.02	46.95	88.20	-41.25	Peak	Vertical
	12430.8	45.97	1.62	47.59	74.00	-26.41	Peak	Vertical
*	14943.4	43.38	6.31	49.69	88.20	-38.51	Peak	Vertical

Note 1: “*” is not in restricted band.us emissions.

Note 2: Measure Level (dBμV/m) = Reading Level (dBμV) + Factor (dB/m)

Factor (dB/m) = Cable Loss (dB) + Antenna Factor (dB/m) - Pre_Amplifier Gain (dB)

Product	HAN Access Point (AP571e)	Test Engineer	Mero Zhou
Test Site	WZ-AC2	Test Date	2023-09-17
Test Mode	802.11ax-HE40	Test Channel	147
Remark	1. Average measurement was not performed if peak level lower than average limit. 2. Other frequency was 20 dB below limit line within 1-18 GHz, there is not show in the report.		

Mark	Frequency (MHz)	Reading Level (dBμV)	Factor (dB/m)	Measure Level (dBμV/m)	Limit (dBμV/m)	Margin (dB)	Detector	Polarization
	8386.5	47.19	-1.54	45.65	74.00	-28.35	Peak	Horizontal
*	10263.3	45.96	0.67	46.63	88.20	-41.57	Peak	Horizontal
	12211.5	47.64	0.64	48.28	74.00	-25.72	Peak	Horizontal
*	14576.2	44.33	5.27	49.60	88.20	-38.60	Peak	Horizontal
	8165.5	46.95	-1.59	45.36	74.00	-28.64	Peak	Vertical
*	10078	46.88	0.18	47.06	88.20	-41.14	Peak	Vertical
	11946.3	47.36	-0.17	47.19	74.00	-26.81	Peak	Vertical
*	14589.8	43.70	5.37	49.07	88.20	-39.13	Peak	Vertical

Note 1: “*” is not in restricted band.us emissions.

Note 2: Measure Level (dBμV/m) = Reading Level (dBμV) + Factor (dB/m)

Factor (dB/m) = Cable Loss (dB) + Antenna Factor (dB/m) - Pre_Amplifier Gain (dB)

Product	HAN Access Point (AP571e)	Test Engineer	Mero Zhou
Test Site	WZ-AC2	Test Date	2023-09-17
Test Mode	802.11ax-HE40	Test Channel	179
Remark	1. Average measurement was not performed if peak level lower than average limit. 2. Other frequency was 20 dB below limit line within 1-18 GHz, there is not show in the report.		

Mark	Frequency (MHz)	Reading Level (dBμV)	Factor (dB/m)	Measure Level (dBμV/m)	Limit (dBμV/m)	Margin (dB)	Detector	Polarization
	8184.2	46.94	-1.71	45.23	74.00	-28.77	Peak	Horizontal
	12456.3	46.65	1.63	48.28	74.00	-25.72	Peak	Horizontal
*	13551.1	45.60	3.50	49.10	88.20	-39.10	Peak	Horizontal
*	14678.2	43.36	6.13	49.49	88.20	-38.71	Peak	Horizontal
	8172.3	47.63	-1.59	46.04	74.00	-27.96	Peak	Vertical
*	10168.1	46.09	0.39	46.48	88.20	-41.72	Peak	Vertical
	12582.1	46.53	1.66	48.19	74.00	-25.81	Peak	Vertical
*	14943.4	43.63	6.31	49.94	88.20	-38.26	Peak	Vertical

Note 1: “*” is not in restricted band.us emissions.

Note 2: Measure Level (dBμV/m) = Reading Level (dBμV) + Factor (dB/m)

Factor (dB/m) = Cable Loss (dB) + Antenna Factor (dB/m) - Pre_Amplifier Gain (dB)

Product	HAN Access Point (AP571e)	Test Engineer	Mero Zhou
Test Site	WZ-AC2	Test Date	2023-09-17
Test Mode	802.11ax-HE80	Test Channel	7
Remark	1. Average measurement was not performed if peak level lower than average limit. 2. Other frequency was 20 dB below limit line within 1-18 GHz, there is not show in the report.		

Mark	Frequency (MHz)	Reading Level (dBμV)	Factor (dB/m)	Measure Level (dBμV/m)	Limit (dBμV/m)	Margin (dB)	Detector	Polarization
	8185.9	46.68	-1.72	44.96	74.00	-29.04	Peak	Horizontal
*	9846.8	46.29	0.39	46.68	88.20	-41.52	Peak	Horizontal
	12371.3	45.50	1.34	46.84	74.00	-27.16	Peak	Horizontal
*	14521.8	44.80	5.58	50.38	88.20	-37.82	Peak	Horizontal
	8172.3	47.47	-1.59	45.88	74.00	-28.12	Peak	Vertical
*	9637.7	47.64	-0.29	47.35	88.20	-40.85	Peak	Vertical
	12541.3	45.45	1.91	47.36	74.00	-26.64	Peak	Vertical
*	14707.1	43.64	6.10	49.74	88.20	-38.46	Peak	Vertical

Note 1: “*” is not in restricted band.us emissions.

Note 2: Measure Level (dBμV/m) = Reading Level (dBμV) + Factor (dB/m)

Factor (dB/m) = Cable Loss (dB) + Antenna Factor (dB/m) - Pre_Amplifier Gain (dB)

Product	HAN Access Point (AP571e)	Test Engineer	Mero Zhou
Test Site	WZ-AC2	Test Date	2023-09-17
Test Mode	802.11ax-HE80	Test Channel	55
Remark	1. Average measurement was not performed if peak level lower than average limit. 2. Other frequency was 20 dB below limit line within 1-18 GHz, there is not show in the report.		

Mark	Frequency (MHz)	Reading Level (dBμV)	Factor (dB/m)	Measure Level (dBμV/m)	Limit (dBμV/m)	Margin (dB)	Detector	Polarization
	8109.4	46.62	-1.45	45.17	74.00	-28.83	Peak	Horizontal
*	10161.3	46.62	0.43	47.05	88.20	-41.15	Peak	Horizontal
	12226.8	46.74	0.90	47.64	74.00	-26.36	Peak	Horizontal
*	14688.4	43.50	6.11	49.61	88.20	-38.59	Peak	Horizontal
	8153.6	46.99	-1.62	45.37	74.00	-28.63	Peak	Vertical
*	9647.9	47.49	-0.34	47.15	88.20	-41.05	Peak	Vertical
	12442.7	46.01	1.62	47.63	74.00	-26.37	Peak	Vertical
*	14929.8	43.69	6.31	50.00	88.20	-38.20	Peak	Vertical

Note 1: “*” is not in restricted band.us emissions.

Note 2: Measure Level (dBμV/m) = Reading Level (dBμV) + Factor (dB/m)

Factor (dB/m) = Cable Loss (dB) + Antenna Factor (dB/m) - Pre_Amplifier Gain (dB)

Product	HAN Access Point (AP571e)	Test Engineer	Mero Zhou
Test Site	WZ-AC2	Test Date	2023-09-17
Test Mode	802.11ax-HE80	Test Channel	87
Remark	1. Average measurement was not performed if peak level lower than average limit. 2. Other frequency was 20 dB below limit line within 1-18 GHz, there is not show in the report.		

Mark	Frequency (MHz)	Reading Level (dBμV)	Factor (dB/m)	Measure Level (dBμV/m)	Limit (dBμV/m)	Margin (dB)	Detector	Polarization
	8056.7	47.75	-1.69	46.06	74.00	-27.94	Peak	Horizontal
*	10183.4	46.61	0.30	46.91	88.20	-41.29	Peak	Horizontal
	12451.2	46.26	1.62	47.88	74.00	-26.12	Peak	Horizontal
*	14729.2	43.39	6.36	49.75	88.20	-38.45	Peak	Horizontal
	8213.1	47.93	-1.74	46.19	74.00	-27.81	Peak	Vertical
*	9931.8	47.32	0.24	47.56	88.20	-40.64	Peak	Vertical
	12398.5	46.69	1.41	48.10	74.00	-25.90	Peak	Vertical
*	14702	44.52	6.05	50.57	88.20	-37.63	Peak	Vertical

Note 1: “*” is not in restricted band.us emissions.

Note 2: Measure Level (dBμV/m) = Reading Level (dBμV) + Factor (dB/m)

Factor (dB/m) = Cable Loss (dB) + Antenna Factor (dB/m) - Pre_Amplifier Gain (dB)

Product	HAN Access Point (AP571e)	Test Engineer	Mero Zhou
Test Site	WZ-AC2	Test Date	2023-09-17
Test Mode	802.11ax-HE80	Test Channel	135
Remark	1. Average measurement was not performed if peak level lower than average limit. 2. Other frequency was 20 dB below limit line within 1-18 GHz, there is not show in the report.		

Mark	Frequency (MHz)	Reading Level (dBμV)	Factor (dB/m)	Measure Level (dBμV/m)	Limit (dBμV/m)	Margin (dB)	Detector	Polarization
	8306.6	47.00	-1.48	45.52	74.00	-28.48	Peak	Horizontal
*	9964.1	46.30	0.46	46.76	88.20	-41.44	Peak	Horizontal
	12350.9	46.14	1.18	47.32	74.00	-26.68	Peak	Horizontal
*	14732.6	42.98	6.40	49.38	88.20	-38.82	Peak	Horizontal
	8194.4	47.24	-1.79	45.45	74.00	-28.55	Peak	Vertical
*	9647.9	47.31	-0.34	46.97	88.20	-41.23	Peak	Vertical
	12571.9	45.19	1.82	47.01	74.00	-26.99	Peak	Vertical
*	14635.7	43.83	5.75	49.58	88.20	-38.62	Peak	Vertical

Note 1: “*” is not in restricted band.us emissions.

Note 2: Measure Level (dBμV/m) = Reading Level (dBμV) + Factor (dB/m)

Factor (dB/m) = Cable Loss (dB) + Antenna Factor (dB/m) - Pre_Amplifier Gain (dB)

Product	HAN Access Point (AP571e)	Test Engineer	Mero Zhou
Test Site	WZ-AC2	Test Date	2023-09-17
Test Mode	802.11ax-HE80	Test Channel	151
Remark	1. Average measurement was not performed if peak level lower than average limit. 2. Other frequency was 20 dB below limit line within 1-18 GHz, there is not show in the report.		

Mark	Frequency (MHz)	Reading Level (dBμV)	Factor (dB/m)	Measure Level (dBμV/m)	Limit (dBμV/m)	Margin (dB)	Detector	Polarization
	8048.2	47.83	-1.63	46.20	74.00	-27.80	Peak	Horizontal
*	9982.8	46.29	0.24	46.53	88.20	-41.67	Peak	Horizontal
	12407	45.71	1.41	47.12	74.00	-26.88	Peak	Horizontal
*	14736	42.90	6.45	49.35	88.20	-38.85	Peak	Horizontal
	8129.8	47.09	-1.55	45.54	74.00	-28.46	Peak	Vertical
*	9647.9	47.67	-0.34	47.33	88.20	-40.87	Peak	Vertical
	12101	47.62	0.62	48.24	74.00	-25.76	Peak	Vertical
*	14715.6	44.00	6.19	50.19	88.20	-38.01	Peak	Vertical

Note 1: “*” is not in restricted band.us emissions.

Note 2: Measure Level (dBμV/m) = Reading Level (dBμV) + Factor (dB/m)

Factor (dB/m) = Cable Loss (dB) + Antenna Factor (dB/m) - Pre_Amplifier Gain (dB)

Product	HAN Access Point (AP571e)	Test Engineer	Mero Zhou
Test Site	WZ-AC2	Test Date	2023-09-17
Test Mode	802.11ax-HE80	Test Channel	167
Remark	1. Average measurement was not performed if peak level lower than average limit. 2. Other frequency was 20 dB below limit line within 1-18 GHz, there is not show in the report.		

Mark	Frequency (MHz)	Reading Level (dBμV)	Factor (dB/m)	Measure Level (dBμV/m)	Limit (dBμV/m)	Margin (dB)	Detector	Polarization
	8136.6	47.56	-1.68	45.88	74.00	-28.12	Peak	Horizontal
*	10248	45.72	0.52	46.24	88.20	-41.96	Peak	Horizontal
	11150.7	47.20	0.37	47.57	74.00	-26.43	Peak	Horizontal
*	13612.3	45.30	2.97	48.27	88.20	-39.93	Peak	Horizontal
	8097.5	47.49	-1.67	45.82	74.00	-28.18	Peak	Vertical
*	9976	46.76	0.25	47.01	88.20	-41.19	Peak	Vertical
	12509	46.57	1.32	47.89	74.00	-26.11	Peak	Vertical
*	14528.6	44.38	5.30	49.68	88.20	-38.52	Peak	Vertical

Note 1: “*” is not in restricted band.us emissions.

Note 2: Measure Level (dBμV/m) = Reading Level (dBμV) + Factor (dB/m)

Factor (dB/m) = Cable Loss (dB) + Antenna Factor (dB/m) - Pre_Amplifier Gain (dB)

Product	HAN Access Point (AP571e)	Test Engineer	Mero Zhou
Test Site	WZ-AC2	Test Date	2023-09-17
Test Mode	802.11ax-HE160	Test Channel	15
Remark	1. Average measurement was not performed if peak level lower than average limit. 2. Other frequency was 20 dB below limit line within 1-18 GHz, there is not show in the report.		

Mark	Frequency (MHz)	Reading Level (dBμV)	Factor (dB/m)	Measure Level (dBμV/m)	Limit (dBμV/m)	Margin (dB)	Detector	Polarization
	8247.1	47.66	-1.49	46.17	74.00	-27.83	Peak	Horizontal
*	9952.2	46.21	0.49	46.70	88.20	-41.50	Peak	Horizontal
	12257.4	46.45	0.98	47.43	74.00	-26.57	Peak	Horizontal
*	14702	43.55	6.05	49.60	88.20	-38.60	Peak	Horizontal
	8158.7	47.16	-1.59	45.57	74.00	-28.43	Peak	Vertical
*	9647.9	47.91	-0.34	47.57	88.20	-40.63	Peak	Vertical
	12126.5	46.30	0.71	47.01	74.00	-26.99	Peak	Vertical
*	14523.5	44.79	5.51	50.30	88.20	-37.90	Peak	Vertical

Note 1: “*” is not in restricted band.us emissions.

Note 2: Measure Level (dBμV/m) = Reading Level (dBμV) + Factor (dB/m)

Factor (dB/m) = Cable Loss (dB) + Antenna Factor (dB/m) - Pre_Amplifier Gain (dB)

Product	HAN Access Point (AP571e)	Test Engineer	Mero Zhou
Test Site	WZ-AC2	Test Date	2023-09-17
Test Mode	802.11ax-HE160	Test Channel	47
Remark	1. Average measurement was not performed if peak level lower than average limit. 2. Other frequency was 20 dB below limit line within 1-18 GHz, there is not show in the report.		

Mark	Frequency (MHz)	Reading Level (dBμV)	Factor (dB/m)	Measure Level (dBμV/m)	Limit (dBμV/m)	Margin (dB)	Detector	Polarization
	8126.4	47.89	-1.49	46.40	74.00	-27.60	Peak	Horizontal
*	9811.1	46.83	0.15	46.98	88.20	-41.22	Peak	Horizontal
	12000.7	47.94	0.26	48.20	74.00	-25.80	Peak	Horizontal
*	14933.2	43.80	6.35	50.15	88.20	-38.05	Peak	Horizontal
	8072	47.38	-1.88	45.50	74.00	-28.50	Peak	Vertical
*	10059.3	46.82	0.12	46.94	88.20	-41.26	Peak	Vertical
	11910.6	47.98	-0.32	47.66	74.00	-26.34	Peak	Vertical
*	14545.6	45.51	5.15	50.66	88.20	-37.54	Peak	Vertical

Note 1: “*” is not in restricted band.us emissions.

Note 2: Measure Level (dBμV/m) = Reading Level (dBμV) + Factor (dB/m)

Factor (dB/m) = Cable Loss (dB) + Antenna Factor (dB/m) - Pre_Amplifier Gain (dB)

Product	HAN Access Point (AP571e)	Test Engineer	Mero Zhou
Test Site	WZ-AC2	Test Date	2023-09-17
Test Mode	802.11ax-HE160	Test Channel	79
Remark	1. Average measurement was not performed if peak level lower than average limit. 2. Other frequency was 20 dB below limit line within 1-18 GHz, there is not show in the report.		

Mark	Frequency (MHz)	Reading Level (dBμV)	Factor (dB/m)	Measure Level (dBμV/m)	Limit (dBμV/m)	Margin (dB)	Detector	Polarization
	8061.8	47.69	-1.75	45.94	74.00	-28.06	Peak	Horizontal
*	9962.4	45.99	0.49	46.48	88.20	-41.72	Peak	Horizontal
	12413.8	45.86	1.49	47.35	74.00	-26.65	Peak	Horizontal
*	13763.6	47.03	3.30	50.33	88.20	-37.87	Peak	Horizontal
	8117.9	47.29	-1.43	45.86	74.00	-28.14	Peak	Vertical
*	10203.8	46.65	0.26	46.91	88.20	-41.29	Peak	Vertical
	11001.1	47.79	0.00	47.79	74.00	-26.21	Peak	Vertical
*	14533.7	44.17	5.16	49.33	88.20	-38.87	Peak	Vertical

Note 1: “*” is not in restricted band.us emissions.

Note 2: Measure Level (dBμV/m) = Reading Level (dBμV) + Factor (dB/m)

Factor (dB/m) = Cable Loss (dB) + Antenna Factor (dB/m) - Pre_Amplifier Gain (dB)

Product	HAN Access Point (AP571e)	Test Engineer	Mero Zhou
Test Site	WZ-AC2	Test Date	2023-09-17
Test Mode	802.11ax-HE160	Test Channel	143
Remark	1. Average measurement was not performed if peak level lower than average limit. 2. Other frequency was 20 dB below limit line within 1-18 GHz, there is not show in the report.		

Mark	Frequency (MHz)	Reading Level (dBμV)	Factor (dB/m)	Measure Level (dBμV/m)	Limit (dBμV/m)	Margin (dB)	Detector	Polarization
	8267.5	47.41	-1.59	45.82	74.00	-28.18	Peak	Horizontal
*	10054.2	46.69	0.08	46.77	88.20	-41.43	Peak	Horizontal
	12407	45.66	1.41	47.07	74.00	-26.93	Peak	Horizontal
*	14951.9	43.77	6.03	49.80	88.20	-38.40	Peak	Horizontal
	8121.3	47.26	-1.43	45.83	74.00	-28.17	Peak	Vertical
*	9647.9	47.38	-0.34	47.04	88.20	-41.16	Peak	Vertical
	12480.1	45.65	1.52	47.17	74.00	-26.83	Peak	Vertical
*	14776.8	43.76	6.00	49.76	88.20	-38.44	Peak	Vertical

Note 1: “*” is not in restricted band.us emissions.

Note 2: Measure Level (dBμV/m) = Reading Level (dBμV) + Factor (dB/m)

Factor (dB/m) = Cable Loss (dB) + Antenna Factor (dB/m) - Pre_Amplifier Gain (dB)

Product	HAN Access Point (AP571e)	Test Engineer	Mero Zhou
Test Site	SIP-AC3	Test Date	2025-07-29
Test Mode	802.11be-EHT20	Test Channel	1
Remark	1. Average measurement was not performed if peak level lower than average limit. 2. Other frequency was 20 dB below limit line within 1-18 GHz, there is not show in the report.		

Mark	Frequency (MHz)	Reading Level (dBμV)	Factor (dB/m)	Measure Level (dBμV/m)	Limit (dBμV/m)	Margin (dB)	Detector	Polarization
	8111.1	47.27	-1.44	45.83	74.00	-28.17	Peak	Horizontal
*	9760.1	46.52	0.02	46.54	88.20	-41.66	Peak	Horizontal
	12408.7	46.58	1.43	48.01	74.00	-25.99	Peak	Horizontal
*	14730.9	43.08	6.38	49.46	88.20	-38.74	Peak	Horizontal
	8060.1	47.84	-1.73	46.11	74.00	-27.89	Peak	Vertical
*	9902.9	46.60	0.23	46.83	88.20	-41.37	Peak	Vertical
	12272.7	46.28	1.01	47.29	74.00	-26.71	Peak	Vertical
*	14645.9	45.30	5.75	51.05	88.20	-37.15	Peak	Vertical

Note 1: “*” is not in restricted band.us emissions.

Note 2: Measure Level (dBμV/m) = Reading Level (dBμV) + Factor (dB/m)

Factor (dB/m) = Cable Loss (dB) + Antenna Factor (dB/m) - Pre_Amplifier Gain (dB)

Product	HAN Access Point (AP571e)	Test Engineer	Mero Zhou
Test Site	SIP-AC3	Test Date	2025-07-29
Test Mode	802.11be-EHT20	Test Channel	49
Remark	1. Average measurement was not performed if peak level lower than average limit. 2. Other frequency was 20 dB below limit line within 1-18 GHz, there is not show in the report.		

Mark	Frequency (MHz)	Reading Level (dBμV)	Factor (dB/m)	Measure Level (dBμV/m)	Limit (dBμV/m)	Margin (dB)	Detector	Polarization
	8230.1	47.29	-1.55	45.74	74.00	-28.26	Peak	Horizontal
*	9993	46.79	0.22	47.01	88.20	-41.19	Peak	Horizontal
	11713.4	47.23	0.25	47.48	74.00	-26.52	Peak	Horizontal
*	13809.5	46.83	3.20	50.03	88.20	-38.17	Peak	Horizontal
	8255.6	47.22	-1.53	45.69	74.00	-28.31	Peak	Vertical
*	10259.9	46.77	0.64	47.41	88.20	-40.79	Peak	Vertical
	12005.8	46.63	0.24	46.87	74.00	-27.13	Peak	Vertical
*	13761.9	46.51	3.23	49.74	88.20	-38.46	Peak	Vertical

Note 1: “*” is not in restricted band.us emissions.

Note 2: Measure Level (dBμV/m) = Reading Level (dBμV) + Factor (dB/m)

Factor (dB/m) = Cable Loss (dB) + Antenna Factor (dB/m) - Pre_Amplifier Gain (dB)

Product	HAN Access Point (AP571e)	Test Engineer	Mero Zhou
Test Site	SIP-AC3	Test Date	2025-07-29
Test Mode	802.11be-EHT20	Test Channel	93
Remark	1. Average measurement was not performed if peak level lower than average limit. 2. Other frequency was 20 dB below limit line within 1-18 GHz, there is not show in the report.		

Mark	Frequency (MHz)	Reading Level (dBμV)	Factor (dB/m)	Measure Level (dBμV/m)	Limit (dBμV/m)	Margin (dB)	Detector	Polarization
	8148.5	47.91	-1.66	46.25	74.00	-27.75	Peak	Horizontal
*	9804.3	46.41	0.12	46.53	88.20	-41.67	Peak	Horizontal
	11978.6	46.87	0.23	47.10	74.00	-26.90	Peak	Horizontal
*	15050.5	43.94	5.88	49.82	88.20	-38.38	Peak	Horizontal
	8148.5	47.91	-1.66	46.25	74.00	-27.75	Peak	Vertical
*	9804.3	46.41	0.12	46.53	88.20	-41.67	Peak	Vertical
	11978.6	46.87	0.23	47.10	74.00	-26.90	Peak	Vertical
*	15050.5	43.94	5.88	49.82	88.20	-38.38	Peak	Vertical

Note 1: “*” is not in restricted band.us emissions.

Note 2: Measure Level (dBμV/m) = Reading Level (dBμV) + Factor (dB/m)

Factor (dB/m) = Cable Loss (dB) + Antenna Factor (dB/m) - Pre_Amplifier Gain (dB)

Product	HAN Access Point (AP571e)	Test Engineer	Mero Zhou
Test Site	SIP-AC3	Test Date	2025-07-29
Test Mode	802.11be-EHT20	Test Channel	117
Remark	1. Average measurement was not performed if peak level lower than average limit. 2. Other frequency was 20 dB below limit line within 1-18 GHz, there is not show in the report.		

Mark	Frequency (MHz)	Reading Level (dBμV)	Factor (dB/m)	Measure Level (dBμV/m)	Limit (dBμV/m)	Margin (dB)	Detector	Polarization
	8158.7	46.96	-1.59	45.37	74.00	-28.63	Peak	Horizontal
*	9959	46.11	0.55	46.66	88.20	-41.54	Peak	Horizontal
	12393.4	45.95	1.40	47.35	74.00	-26.65	Peak	Horizontal
*	14661.2	44.59	5.97	50.56	88.20	-37.64	Peak	Horizontal
	8165.5	48.10	-1.59	46.51	74.00	-27.49	Peak	Vertical
*	10010	46.87	0.15	47.02	88.20	-41.18	Peak	Vertical
	12362.8	46.01	1.30	47.31	74.00	-26.69	Peak	Vertical
*	14737.7	42.99	6.38	49.37	88.20	-38.83	Peak	Vertical

Note 1: “*” is not in restricted band.us emissions.

Note 2: Measure Level (dBμV/m) = Reading Level (dBμV) + Factor (dB/m)

Factor (dB/m) = Cable Loss (dB) + Antenna Factor (dB/m) - Pre_Amplifier Gain (dB)

Product	HAN Access Point (AP571e)	Test Engineer	Mero Zhou
Test Site	SIP-AC3	Test Date	2025-07-29
Test Mode	802.11be-EHT20	Test Channel	149
Remark	1. Average measurement was not performed if peak level lower than average limit. 2. Other frequency was 20 dB below limit line within 1-18 GHz, there is not show in the report.		

Mark	Frequency (MHz)	Reading Level (dBμV)	Factor (dB/m)	Measure Level (dBμV/m)	Limit (dBμV/m)	Margin (dB)	Detector	Polarization
	8184.2	46.98	-1.71	45.27	74.00	-28.73	Peak	Horizontal
*	10266.7	46.54	0.66	47.20	88.20	-41.00	Peak	Horizontal
	12430.8	45.54	1.62	47.16	74.00	-26.84	Peak	Horizontal
*	14703.7	43.62	6.07	49.69	88.20	-38.51	Peak	Horizontal
	8201.2	47.54	-1.80	45.74	74.00	-28.26	Peak	Vertical
*	9647.9	47.27	-0.34	46.93	88.20	-41.27	Peak	Vertical
	12155.4	46.56	0.60	47.16	74.00	-26.84	Peak	Vertical
*	14734.3	43.81	6.43	50.24	88.20	-37.96	Peak	Vertical

Note 1: “*” is not in restricted band.us emissions.

Note 2: Measure Level (dBμV/m) = Reading Level (dBμV) + Factor (dB/m)

Factor (dB/m) = Cable Loss (dB) + Antenna Factor (dB/m) - Pre_Amplifier Gain (dB)

Product	HAN Access Point (AP571e)	Test Engineer	Mero Zhou
Test Site	SIP-AC3	Test Date	2025-07-29
Test Mode	802.11be-EHT20	Test Channel	181
Remark	1. Average measurement was not performed if peak level lower than average limit. 2. Other frequency was 20 dB below limit line within 1-18 GHz, there is not show in the report.		

Mark	Frequency (MHz)	Reading Level (dBμV)	Factor (dB/m)	Measure Level (dBμV/m)	Limit (dBμV/m)	Margin (dB)	Detector	Polarization
	8116.2	46.87	-1.44	45.43	74.00	-28.57	Peak	Horizontal
*	9965.8	46.13	0.43	46.56	88.20	-41.64	Peak	Horizontal
	12498.8	45.69	1.34	47.03	74.00	-26.97	Peak	Horizontal
*	14722.4	44.01	6.26	50.27	88.20	-37.93	Peak	Horizontal
	8151.9	46.94	-1.63	45.31	74.00	-28.69	Peak	Vertical
*	9647.9	46.55	-0.34	46.21	88.20	-41.99	Peak	Vertical
	12128.2	46.64	0.70	47.34	74.00	-26.66	Peak	Vertical
*	14931.5	43.50	6.33	49.83	88.20	-38.37	Peak	Vertical

Note 1: “*” is not in restricted band.us emissions.

Note 2: Measure Level (dBμV/m) = Reading Level (dBμV) + Factor (dB/m)

Factor (dB/m) = Cable Loss (dB) + Antenna Factor (dB/m) - Pre_Amplifier Gain (dB)

Product	HAN Access Point (AP571e)	Test Engineer	Mero Zhou
Test Site	SIP-AC3	Test Date	2025-07-29
Test Mode	802.11be-EHT40	Test Channel	3
Remark	1. Average measurement was not performed if peak level lower than average limit. 2. Other frequency was 20 dB below limit line within 1-18 GHz, there is not show in the report.		

Mark	Frequency (MHz)	Reading Level (dBμV)	Factor (dB/m)	Measure Level (dBμV/m)	Limit (dBμV/m)	Margin (dB)	Detector	Polarization
	8134.9	46.93	-1.65	45.28	74.00	-28.72	Peak	Horizontal
*	10013.4	46.98	0.12	47.10	88.20	-41.10	Peak	Horizontal
	12245.5	46.23	0.98	47.21	74.00	-26.79	Peak	Horizontal
*	14739.4	42.84	6.31	49.15	88.20	-39.05	Peak	Horizontal
	8180.8	47.21	-1.67	45.54	74.00	-28.46	Peak	Vertical
*	9647.9	47.89	-0.34	47.55	88.20	-40.65	Peak	Vertical
	11570.6	46.91	0.30	47.21	74.00	-26.79	Peak	Vertical
*	14945.1	43.47	6.26	49.73	88.20	-38.47	Peak	Vertical

Note 1: “*” is not in restricted band.us emissions.

Note 2: Measure Level (dBμV/m) = Reading Level (dBμV) + Factor (dB/m)

Factor (dB/m) = Cable Loss (dB) + Antenna Factor (dB/m) - Pre_Amplifier Gain (dB)

Product	HAN Access Point (AP571e)	Test Engineer	Mero Zhou
Test Site	SIP-AC3	Test Date	2025-07-29
Test Mode	802.11be-EHT40	Test Channel	51
Remark	1. Average measurement was not performed if peak level lower than average limit. 2. Other frequency was 20 dB below limit line within 1-18 GHz, there is not show in the report.		

Mark	Frequency (MHz)	Reading Level (dBμV)	Factor (dB/m)	Measure Level (dBμV/m)	Limit (dBμV/m)	Margin (dB)	Detector	Polarization
	8286.2	46.46	-1.64	44.82	74.00	-29.18	Peak	Horizontal
*	9629.2	47.10	-0.39	46.71	88.20	-41.49	Peak	Horizontal
	12391.7	45.56	1.40	46.96	74.00	-27.04	Peak	Horizontal
*	14702	43.79	6.05	49.84	88.20	-38.36	Peak	Horizontal
	8167.2	47.87	-1.59	46.28	74.00	-27.72	Peak	Vertical
*	9629.2	47.10	-0.39	46.71	88.20	-41.49	Peak	Vertical
	12417.2	46.59	1.54	48.13	74.00	-25.87	Peak	Vertical
*	14693.5	43.89	6.09	49.98	88.20	-38.22	Peak	Vertical

Note 1: “*” is not in restricted band.us emissions.

Note 2: Measure Level (dBμV/m) = Reading Level (dBμV) + Factor (dB/m)

Factor (dB/m) = Cable Loss (dB) + Antenna Factor (dB/m) - Pre_Amplifier Gain (dB)

Product	HAN Access Point (AP571e)	Test Engineer	Mero Zhou
Test Site	SIP-AC3	Test Date	2025-07-29
Test Mode	802.11be-EHT40	Test Channel	91
Remark	1. Average measurement was not performed if peak level lower than average limit. 2. Other frequency was 20 dB below limit line within 1-18 GHz, there is not show in the report.		

Mark	Frequency (MHz)	Reading Level (dBμV)	Factor (dB/m)	Measure Level (dBμV/m)	Limit (dBμV/m)	Margin (dB)	Detector	Polarization
	8134.9	46.94	-1.65	45.29	74.00	-28.71	Peak	Horizontal
*	9950.5	46.33	0.47	46.80	88.20	-41.40	Peak	Horizontal
	11660.7	46.83	0.15	46.98	74.00	-27.02	Peak	Horizontal
*	14627.2	44.18	5.64	49.82	88.20	-38.38	Peak	Horizontal
	8221.6	46.59	-1.63	44.96	74.00	-29.04	Peak	Vertical
*	10169.8	46.16	0.38	46.54	88.20	-41.66	Peak	Vertical
	12129.9	46.46	0.70	47.16	74.00	-26.84	Peak	Vertical
*	14673.1	43.77	6.13	49.90	88.20	-38.30	Peak	Vertical

Note 1: “*” is not in restricted band.us emissions.

Note 2: Measure Level (dBμV/m) = Reading Level (dBμV) + Factor (dB/m)

Factor (dB/m) = Cable Loss (dB) + Antenna Factor (dB/m) - Pre_Amplifier Gain (dB)

Product	HAN Access Point (AP571e)	Test Engineer	Mero Zhou
Test Site	SIP-AC3	Test Date	2025-07-29
Test Mode	802.11be-EHT40	Test Channel	123
Remark	1. Average measurement was not performed if peak level lower than average limit. 2. Other frequency was 20 dB below limit line within 1-18 GHz, there is not show in the report.		

Mark	Frequency (MHz)	Reading Level (dBμV)	Factor (dB/m)	Measure Level (dBμV/m)	Limit (dBμV/m)	Margin (dB)	Detector	Polarization
	8133.2	47.06	-1.61	45.45	74.00	-28.55	Peak	Horizontal
*	9982.8	46.58	0.24	46.82	88.20	-41.38	Peak	Horizontal
	11568.9	46.50	0.29	46.79	74.00	-27.21	Peak	Horizontal
*	14554.1	44.35	5.15	49.50	88.20	-38.70	Peak	Horizontal
	8172.3	47.83	-1.59	46.24	74.00	-27.76	Peak	Vertical
*	9647.9	47.49	-0.34	47.15	88.20	-41.05	Peak	Vertical
	11652.2	47.04	0.06	47.10	74.00	-26.90	Peak	Vertical
*	14674.8	44.26	6.13	50.39	88.20	-37.81	Peak	Vertical

Note 1: “*” is not in restricted band.us emissions.

Note 2: Measure Level (dBμV/m) = Reading Level (dBμV) + Factor (dB/m)

Factor (dB/m) = Cable Loss (dB) + Antenna Factor (dB/m) - Pre_Amplifier Gain (dB)

Product	HAN Access Point (AP571e)	Test Engineer	Mero Zhou
Test Site	SIP-AC3	Test Date	2025-07-29
Test Mode	802.11be-EHT40	Test Channel	147
Remark	1. Average measurement was not performed if peak level lower than average limit. 2. Other frequency was 20 dB below limit line within 1-18 GHz, there is not show in the report.		

Mark	Frequency (MHz)	Reading Level (dBμV)	Factor (dB/m)	Measure Level (dBμV/m)	Limit (dBμV/m)	Margin (dB)	Detector	Polarization
	8162.1	47.66	-1.59	46.07	74.00	-27.93	Peak	Horizontal
*	10273.5	46.04	0.55	46.59	88.20	-41.61	Peak	Horizontal
	12498.8	45.51	1.34	46.85	74.00	-27.15	Peak	Horizontal
*	14562.6	45.30	5.17	50.47	88.20	-37.73	Peak	Horizontal
	8332.1	47.02	-1.52	45.50	74.00	-28.50	Peak	Vertical
*	9647.9	47.08	-0.34	46.74	88.20	-41.46	Peak	Vertical
	12383.2	46.36	1.38	47.74	74.00	-26.26	Peak	Vertical
*	13773.8	46.15	3.25	49.40	88.20	-38.80	Peak	Vertical

Note 1: “*” is not in restricted band.us emissions.

Note 2: Measure Level (dBμV/m) = Reading Level (dBμV) + Factor (dB/m)

Factor (dB/m) = Cable Loss (dB) + Antenna Factor (dB/m) - Pre_Amplifier Gain (dB)

Product	HAN Access Point (AP571e)	Test Engineer	Mero Zhou
Test Site	SIP-AC3	Test Date	2025-07-29
Test Mode	802.11be-EHT40	Test Channel	179
Remark	1. Average measurement was not performed if peak level lower than average limit. 2. Other frequency was 20 dB below limit line within 1-18 GHz, there is not show in the report.		

Mark	Frequency (MHz)	Reading Level (dBμV)	Factor (dB/m)	Measure Level (dBμV/m)	Limit (dBμV/m)	Margin (dB)	Detector	Polarization
	8095.8	47.48	-1.71	45.77	74.00	-28.23	Peak	Horizontal
*	9986.2	46.31	0.23	46.54	88.20	-41.66	Peak	Horizontal
	12469.9	46.01	1.60	47.61	74.00	-26.39	Peak	Horizontal
*	14737.7	43.78	6.38	50.16	88.20	-38.04	Peak	Horizontal
	8318.5	46.88	-1.47	45.41	74.00	-28.59	Peak	Vertical
*	10055.9	46.05	0.09	46.14	88.20	-42.06	Peak	Vertical
	11353	47.35	0.10	47.45	74.00	-26.55	Peak	Vertical
*	13629.3	46.01	2.55	48.56	88.20	-39.64	Peak	Vertical

Note 1: “*” is not in restricted band.us emissions.

Note 2: Measure Level (dBμV/m) = Reading Level (dBμV) + Factor (dB/m)

Factor (dB/m) = Cable Loss (dB) + Antenna Factor (dB/m) - Pre_Amplifier Gain (dB)

Product	HAN Access Point (AP571e)	Test Engineer	Mero Zhou
Test Site	SIP-AC3	Test Date	2025-07-29
Test Mode	802.11be-EHT80	Test Channel	7
Remark	1. Average measurement was not performed if peak level lower than average limit. 2. Other frequency was 20 dB below limit line within 1-18 GHz, there is not show in the report.		

Mark	Frequency (MHz)	Reading Level (dBμV)	Factor (dB/m)	Measure Level (dBμV/m)	Limit (dBμV/m)	Margin (dB)	Detector	Polarization
	8165.5	48.11	-1.59	46.52	74.00	-27.48	Peak	Horizontal
*	10151.1	45.97	0.44	46.41	88.20	-41.79	Peak	Horizontal
	11762.7	47.31	-0.31	47.00	74.00	-27.00	Peak	Horizontal
*	14600	44.14	5.44	49.58	88.20	-38.62	Peak	Horizontal
	8146.8	46.63	-1.68	44.95	74.00	-29.05	Peak	Vertical
*	10076.3	46.06	0.17	46.23	88.20	-41.97	Peak	Vertical
	12544.7	44.85	1.94	46.79	74.00	-27.21	Peak	Vertical
*	14730.9	43.36	6.38	49.74	88.20	-38.46	Peak	Vertical

Note 1: “*” is not in restricted band.us emissions.

Note 2: Measure Level (dBμV/m) = Reading Level (dBμV) + Factor (dB/m)

Factor (dB/m) = Cable Loss (dB) + Antenna Factor (dB/m) - Pre_Amplifier Gain (dB)

Product	HAN Access Point (AP571e)	Test Engineer	Mero Zhou
Test Site	SIP-AC3	Test Date	2025-07-29
Test Mode	802.11be-EHT80	Test Channel	55
Remark	1. Average measurement was not performed if peak level lower than average limit. 2. Other frequency was 20 dB below limit line within 1-18 GHz, there is not show in the report.		

Mark	Frequency (MHz)	Reading Level (dBμV)	Factor (dB/m)	Measure Level (dBμV/m)	Limit (dBμV/m)	Margin (dB)	Detector	Polarization
	8184.2	47.50	-1.71	45.79	74.00	-28.21	Peak	Horizontal
*	10253.1	46.83	0.57	47.40	88.20	-40.80	Peak	Horizontal
	12298.2	46.22	0.89	47.11	74.00	-26.89	Peak	Horizontal
*	14753	44.83	5.75	50.58	88.20	-37.62	Peak	Horizontal
	8231.8	47.15	-1.54	45.61	74.00	-28.39	Peak	Vertical
*	9647.9	48.20	-0.34	47.86	88.20	-40.34	Peak	Vertical
	12568.5	45.80	1.85	47.65	74.00	-26.35	Peak	Vertical
*	15223.9	44.13	6.41	50.54	88.20	-37.66	Peak	Vertical

Note 1: “*” is not in restricted band.us emissions.

Note 2: Measure Level (dBμV/m) = Reading Level (dBμV) + Factor (dB/m)

Factor (dB/m) = Cable Loss (dB) + Antenna Factor (dB/m) - Pre_Amplifier Gain (dB)

Product	HAN Access Point (AP571e)	Test Engineer	Mero Zhou
Test Site	SIP-AC3	Test Date	2025-07-29
Test Mode	802.11be-EHT80	Test Channel	87
Remark	1. Average measurement was not performed if peak level lower than average limit. 2. Other frequency was 20 dB below limit line within 1-18 GHz, there is not show in the report.		

Mark	Frequency (MHz)	Reading Level (dBμV)	Factor (dB/m)	Measure Level (dBμV/m)	Limit (dBμV/m)	Margin (dB)	Detector	Polarization
	8172.3	48.01	-1.59	46.42	74.00	-27.58	Peak	Horizontal
*	9979.4	46.49	0.25	46.74	88.20	-41.46	Peak	Horizontal
	12272.7	46.18	1.01	47.19	74.00	-26.81	Peak	Horizontal
*	13693.9	47.18	2.78	49.96	88.20	-38.24	Peak	Horizontal
	8060.1	48.15	-1.73	46.42	74.00	-27.58	Peak	Vertical
*	9647.9	47.99	-0.34	47.65	88.20	-40.55	Peak	Vertical
	12585.5	45.79	1.57	47.36	74.00	-26.64	Peak	Vertical
*	14785.3	44.47	5.80	50.27	88.20	-37.93	Peak	Vertical

Note 1: “*” is not in restricted band.us emissions.

Note 2: Measure Level (dBμV/m) = Reading Level (dBμV) + Factor (dB/m)

Factor (dB/m) = Cable Loss (dB) + Antenna Factor (dB/m) - Pre_Amplifier Gain (dB)

Product	HAN Access Point (AP571e)	Test Engineer	Mero Zhou
Test Site	SIP-AC3	Test Date	2025-07-29
Test Mode	802.11be-EHT80	Test Channel	135
Remark	1. Average measurement was not performed if peak level lower than average limit. 2. Other frequency was 20 dB below limit line within 1-18 GHz, there is not show in the report.		

Mark	Frequency (MHz)	Reading Level (dBμV)	Factor (dB/m)	Measure Level (dBμV/m)	Limit (dBμV/m)	Margin (dB)	Detector	Polarization
	8133.2	46.64	-1.61	45.03	74.00	-28.97	Peak	Horizontal
*	10135.8	46.30	0.43	46.73	88.20	-41.47	Peak	Horizontal
	11565.5	47.06	0.27	47.33	74.00	-26.67	Peak	Horizontal
*	13719.4	45.81	2.87	48.68	88.20	-39.52	Peak	Horizontal
	8155.3	47.36	-1.61	45.75	74.00	-28.25	Peak	Vertical
*	10015.1	46.43	0.10	46.53	88.20	-41.67	Peak	Vertical
	12568.5	46.25	1.85	48.10	74.00	-25.90	Peak	Vertical
*	14936.6	43.98	6.39	50.37	88.20	-37.83	Peak	Vertical

Note 1: “*” is not in restricted band.us emissions.

Note 2: Measure Level (dBμV/m) = Reading Level (dBμV) + Factor (dB/m)

Factor (dB/m) = Cable Loss (dB) + Antenna Factor (dB/m) - Pre_Amplifier Gain (dB)

Product	HAN Access Point (AP571e)	Test Engineer	Mero Zhou
Test Site	SIP-AC3	Test Date	2025-07-29
Test Mode	802.11be-EHT80	Test Channel	151
Remark	1. Average measurement was not performed if peak level lower than average limit. 2. Other frequency was 20 dB below limit line within 1-18 GHz, there is not show in the report.		

Mark	Frequency (MHz)	Reading Level (dBμV)	Factor (dB/m)	Measure Level (dBμV/m)	Limit (dBμV/m)	Margin (dB)	Detector	Polarization
	8140	46.94	-1.74	45.20	74.00	-28.80	Peak	Horizontal
*	10242.9	45.88	0.48	46.36	88.20	-41.84	Peak	Horizontal
	12473.3	45.57	1.59	47.16	74.00	-26.84	Peak	Horizontal
*	14725.8	43.63	6.31	49.94	88.20	-38.26	Peak	Horizontal
	8235.2	47.19	-1.52	45.67	74.00	-28.33	Peak	Vertical
*	9647.9	46.61	-0.34	46.27	88.20	-41.93	Peak	Vertical
	12374.7	45.87	1.35	47.22	74.00	-26.78	Peak	Vertical
*	14742.8	44.33	6.17	50.50	88.20	-37.70	Peak	Vertical

Note 1: “*” is not in restricted band.us emissions.

Note 2: Measure Level (dBμV/m) = Reading Level (dBμV) + Factor (dB/m)

Factor (dB/m) = Cable Loss (dB) + Antenna Factor (dB/m) - Pre_Amplifier Gain (dB)

Product	HAN Access Point (AP571e)	Test Engineer	Mero Zhou
Test Site	SIP-AC3	Test Date	2025-07-29
Test Mode	802.11be-EHT80	Test Channel	167
Remark	1. Average measurement was not performed if peak level lower than average limit. 2. Other frequency was 20 dB below limit line within 1-18 GHz, there is not show in the report.		

Mark	Frequency (MHz)	Reading Level (dBμV)	Factor (dB/m)	Measure Level (dBμV/m)	Limit (dBμV/m)	Margin (dB)	Detector	Polarization
	8187.6	47.22	-1.74	45.48	74.00	-28.52	Peak	Horizontal
*	10265	45.60	0.69	46.29	88.20	-41.91	Peak	Horizontal
	12237	46.39	0.99	47.38	74.00	-26.62	Peak	Horizontal
*	14634	43.75	5.75	49.50	88.20	-38.70	Peak	Horizontal
	8362.7	47.49	-1.44	46.05	74.00	-27.95	Peak	Vertical
*	10259.9	46.58	0.64	47.22	88.20	-40.98	Peak	Vertical
	12390	45.84	1.40	47.24	74.00	-26.76	Peak	Vertical
*	14278.7	45.80	4.38	50.18	88.20	-38.02	Peak	Vertical

Note 1: “*” is not in restricted band.us emissions.

Note 2: Measure Level (dBμV/m) = Reading Level (dBμV) + Factor (dB/m)

Factor (dB/m) = Cable Loss (dB) + Antenna Factor (dB/m) - Pre_Amplifier Gain (dB)

Product	HAN Access Point (AP571e)	Test Engineer	Mero Zhou
Test Site	SIP-AC3	Test Date	2025-07-29
Test Mode	802.11be-EHT160	Test Channel	15
Remark	1. Average measurement was not performed if peak level lower than average limit. 2. Other frequency was 20 dB below limit line within 1-18 GHz, there is not show in the report.		

Mark	Frequency (MHz)	Reading Level (dBμV)	Factor (dB/m)	Measure Level (dBμV/m)	Limit (dBμV/m)	Margin (dB)	Detector	Polarization
	8112.8	47.72	-1.44	46.28	74.00	-27.72	Peak	Horizontal
*	10319.4	46.74	0.40	47.14	88.20	-41.06	Peak	Horizontal
	12010.9	46.46	0.22	46.68	74.00	-27.32	Peak	Horizontal
*	14353.5	44.77	4.66	49.43	88.20	-38.77	Peak	Horizontal
	8160.4	46.67	-1.59	45.08	74.00	-28.92	Peak	Vertical
*	9647.9	47.30	-0.34	46.96	88.20	-41.24	Peak	Vertical
	12476.7	45.69	1.56	47.25	74.00	-26.75	Peak	Vertical
*	14707.1	43.70	6.10	49.80	88.20	-38.40	Peak	Vertical

Note 1: “*” is not in restricted band.us emissions.

Note 2: Measure Level (dBμV/m) = Reading Level (dBμV) + Factor (dB/m)

Factor (dB/m) = Cable Loss (dB) + Antenna Factor (dB/m) - Pre_Amplifier Gain (dB)

Product	HAN Access Point (AP571e)	Test Engineer	Mero Zhou
Test Site	SIP-AC3	Test Date	2025-07-29
Test Mode	802.11be-EHT160	Test Channel	47
Remark	1. Average measurement was not performed if peak level lower than average limit. 2. Other frequency was 20 dB below limit line within 1-18 GHz, there is not show in the report.		

Mark	Frequency (MHz)	Reading Level (dBμV)	Factor (dB/m)	Measure Level (dBμV/m)	Limit (dBμV/m)	Margin (dB)	Detector	Polarization
	8430.7	46.43	-1.28	45.15	74.00	-28.85	Peak	Horizontal
*	10089.9	46.24	0.27	46.51	88.20	-41.69	Peak	Horizontal
	12323.7	46.83	0.82	47.65	74.00	-26.35	Peak	Horizontal
*	14729.2	43.76	6.36	50.12	88.20	-38.08	Peak	Horizontal
	8201.2	46.87	-1.80	45.07	74.00	-28.93	Peak	Vertical
*	9647.9	48.27	-0.34	47.93	88.20	-40.27	Peak	Vertical
	11747.4	47.82	-0.14	47.68	74.00	-26.32	Peak	Vertical
*	14737.7	43.19	6.38	49.57	88.20	-38.63	Peak	Vertical

Note 1: “*” is not in restricted band.us emissions.

Note 2: Measure Level (dBμV/m) = Reading Level (dBμV) + Factor (dB/m)

Factor (dB/m) = Cable Loss (dB) + Antenna Factor (dB/m) - Pre_Amplifier Gain (dB)

Product	HAN Access Point (AP571e)	Test Engineer	Mero Zhou
Test Site	SIP-AC3	Test Date	2025-07-29
Test Mode	802.11be-EHT160	Test Channel	79
Remark	1. Average measurement was not performed if peak level lower than average limit. 2. Other frequency was 20 dB below limit line within 1-18 GHz, there is not show in the report.		

Mark	Frequency (MHz)	Reading Level (dBμV)	Factor (dB/m)	Measure Level (dBμV/m)	Limit (dBμV/m)	Margin (dB)	Detector	Polarization
	8099.2	47.66	-1.63	46.03	74.00	-27.97	Peak	Horizontal
*	10265	45.73	0.69	46.42	88.20	-41.78	Peak	Horizontal
	12514.1	46.06	1.39	47.45	74.00	-26.55	Peak	Horizontal
*	14936.6	43.15	6.39	49.54	88.20	-38.66	Peak	Horizontal
	8128.1	47.56	-1.52	46.04	74.00	-27.96	Peak	Vertical
*	9647.9	47.07	-0.34	46.73	88.20	-41.47	Peak	Vertical
	11669.2	47.38	0.17	47.55	74.00	-26.45	Peak	Vertical
*	14659.5	43.65	5.94	49.59	88.20	-38.61	Peak	Vertical

Note 1: “*” is not in restricted band.us emissions.

Note 2: Measure Level (dBμV/m) = Reading Level (dBμV) + Factor (dB/m)

Factor (dB/m) = Cable Loss (dB) + Antenna Factor (dB/m) - Pre_Amplifier Gain (dB)

Product	HAN Access Point (AP571e)	Test Engineer	Mero Zhou
Test Site	SIP-AC3	Test Date	2025-07-29
Test Mode	802.11be-EHT160	Test Channel	143
Remark	1. Average measurement was not performed if peak level lower than average limit. 2. Other frequency was 20 dB below limit line within 1-18 GHz, there is not show in the report.		

Mark	Frequency (MHz)	Reading Level (dBμV)	Factor (dB/m)	Measure Level (dBμV/m)	Limit (dBμV/m)	Margin (dB)	Detector	Polarization
	8395	46.58	-1.48	45.10	74.00	-28.90	Peak	Horizontal
*	9760.1	46.13	0.02	46.15	88.20	-42.05	Peak	Horizontal
	12084	46.80	0.49	47.29	74.00	-26.71	Peak	Horizontal
*	13777.2	45.19	3.15	48.34	88.20	-39.86	Peak	Horizontal
	8175.7	47.39	-1.61	45.78	74.00	-28.22	Peak	Vertical
*	9647.9	47.30	-0.34	46.96	88.20	-41.24	Peak	Vertical
	12539.6	45.72	1.87	47.59	74.00	-26.41	Peak	Vertical
*	14736	42.97	6.45	49.42	88.20	-38.78	Peak	Vertical

Note 1: “*” is not in restricted band.us emissions.

Note 2: Measure Level (dBμV/m) = Reading Level (dBμV) + Factor (dB/m)

Factor (dB/m) = Cable Loss (dB) + Antenna Factor (dB/m) - Pre_Amplifier Gain (dB)

Product	HAN Access Point (AP571e)	Test Engineer	Mero Zhou
Test Site	SIP-AC3	Test Date	2025-07-29
Test Mode	802.11be-EHT320-1	Test Channel	31
Remark	1. Average measurement was not performed if peak level lower than average limit. 2. Other frequency was 20 dB below limit line within 1-18 GHz, there is not show in the report.		

Mark	Frequency (MHz)	Reading Level (dBμV)	Factor (dB/m)	Measure Level (dBμV/m)	Limit (dBμV/m)	Margin (dB)	Detector	Polarization
	8182.5	46.67	-1.69	44.98	74.00	-29.02	Peak	Horizontal
*	9851.9	46.42	0.41	46.83	88.20	-41.37	Peak	Horizontal
	12524.3	46.25	1.54	47.79	74.00	-26.21	Peak	Horizontal
*	14525.2	43.90	5.44	49.34	88.20	-38.86	Peak	Horizontal
	8306.6	48.18	-1.48	46.70	74.00	-27.30	Peak	Vertical
*	9884.2	46.65	0.19	46.84	88.20	-41.36	Peak	Vertical
	10715.5	46.94	0.55	47.49	74.00	-26.51	Peak	Vertical
*	14768.3	42.78	6.13	48.91	88.20	-39.29	Peak	Vertical

Note 1: “*” is not in restricted band.us emissions.

Note 2: Measure Level (dBμV/m) = Reading Level (dBμV) + Factor (dB/m)

Factor (dB/m) = Cable Loss (dB) + Antenna Factor (dB/m) - Pre_Amplifier Gain (dB)

Product	HAN Access Point (AP571e)	Test Engineer	Mero Zhou
Test Site	SIP-AC3	Test Date	2025-07-29
Test Mode	802.11be-EHT320-2	Test Channel	63
Remark	1. Average measurement was not performed if peak level lower than average limit. 2. Other frequency was 20 dB below limit line within 1-18 GHz, there is not show in the report.		

Mark	Frequency (MHz)	Reading Level (dBμV)	Factor (dB/m)	Measure Level (dBμV/m)	Limit (dBμV/m)	Margin (dB)	Detector	Polarization
	8219.9	47.13	-1.65	45.48	74.00	-28.52	Peak	Horizontal
*	9976	46.18	0.25	46.43	88.20	-41.77	Peak	Horizontal
	12560	45.61	1.90	47.51	74.00	-26.49	Peak	Horizontal
*	14739.4	43.35	6.31	49.66	88.20	-38.54	Peak	Horizontal
	8177.4	47.63	-1.63	46.00	74.00	-28.00	Peak	Vertical
*	9647.9	47.60	-0.34	47.26	88.20	-40.94	Peak	Vertical
	11997.3	47.17	0.27	47.44	74.00	-26.56	Peak	Vertical
*	14737.7	43.82	6.38	50.20	88.20	-38.00	Peak	Vertical

Note 1: “*” is not in restricted band.us emissions.

Note 2: Measure Level (dBμV/m) = Reading Level (dBμV) + Factor (dB/m)

Factor (dB/m) = Cable Loss (dB) + Antenna Factor (dB/m) - Pre_Amplifier Gain (dB)

The Result of Radiated Emission in 30 M ~ 1 GHz:

AP571 - WLAN Config 1

Site	SIP-AC1	Test Date	2025-08-11
Temperature	24.3 °C	Humidity	64.9%
Limit	FCC_Part15.209_RSE(3m)	Test Engineer	Mero Zhou
Factor	VULB 9168_00998	Polarity	Horizontal
EUT	HAN Access Point (AP571)	Test Voltage	By PoE
Test Mode	Transmit by 802.11ax-HE20 at 5955 MHz		

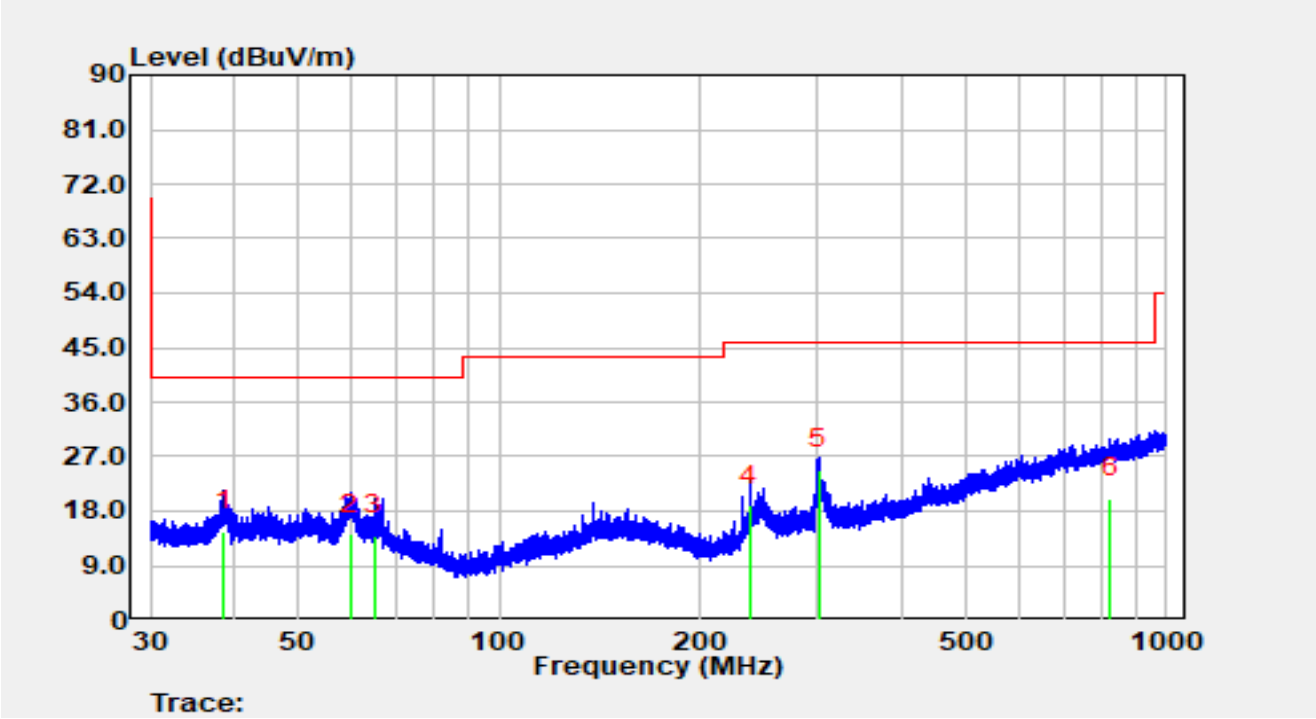

No	Mark	Frequency (MHz)	Reading (dBμV)	C.F (dB/m)	Measurement (dBμV/m)	Margin (dB)	Limit (dBμV/m)	Detector
1		38.711	-2.80	17.53	14.73	-25.27	40.00	QP
2		59.838	-3.60	17.73	14.13	-25.87	40.00	QP
3		64.978	-2.90	16.98	14.08	-25.92	40.00	QP
4		237.476	2.40	16.48	18.88	-27.12	46.00	QP
5	*	301.211	5.90	19.04	24.94	-21.06	46.00	QP
6		823.152	-10.40	30.49	20.09	-25.91	46.00	QP

Notes:

1. " * " indicates the worst-case emission level observed during the measurement.
2. C.F (dB/m) = Antenna Factor (dB/m) + Cable Loss (dB).
3. Measurement (dBμV/m) = Reading (dBμV) + C.F (dB/m).
4. The amplitude of radiated emissions (frequency range from 9 kHz to 30 MHz and 18 GHz to 40 GHz) is that proximity to ambient noise, which also are attenuated more than 20 dB below the permissible value. Therefore, the data is not presented in this report.

Site	SIP-AC1	Test Date	2025-08-11
Temperature	24.3 °C	Humidity	64.9%
Limit	FCC_Part15.209_RSE(3m)	Test Engineer	Mero Zhou
Factor	VULB 9168_00998	Polarity	Vertical
EUT	HAN Access Point (AP571)	Test Voltage	By PoE
Test Mode	Transmit by 802.11ax-HE20 at 5955 MHz		

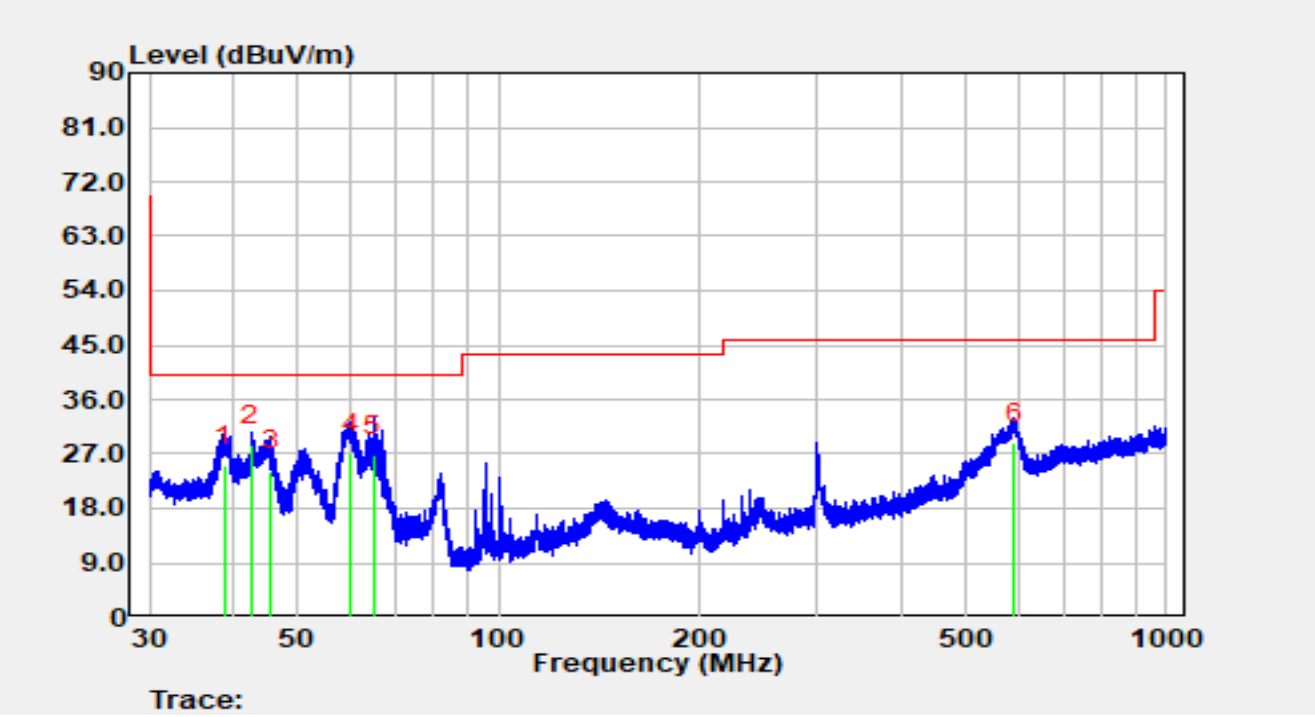

No	Mark	Frequency (MHz)	Reading (dBμV)	C.F (dB/m)	Measurement (dBμV/m)	Margin (dB)	Limit (dBμV/m)	Detector
1		38.765	7.50	17.54	25.04	-14.96	40.00	QP
2	*	42.555	10.60	17.88	28.48	-11.52	40.00	QP
3		45.551	6.20	18.07	24.27	-15.73	40.00	QP
4		59.964	9.40	17.72	27.12	-12.88	40.00	QP
5		65.023	9.80	16.97	26.77	-13.23	40.00	QP
6		591.596	2.40	26.41	28.81	-17.19	46.00	QP

Notes:

1. " * " indicates the worst-case emission level observed during the measurement.
2. C.F (dB/m) = Antenna Factor (dB/m) + Cable Loss (dB).
3. Measurement (dBμV/m) = Reading (dBμV) + C.F (dB/m).
4. The amplitude of radiated emissions (frequency range from 9 kHz to 30 MHz and 18 GHz to 40 GHz) is that proximity to ambient noise, which also are attenuated more than 20 dB below the permissible value. Therefore, the data is not presented in this report.

AP571e - WLAN Config 1

Site	SIP-AC1	Test Date	2025-08-11
Temperature	24.3 °C	Humidity	64.9%
Limit	FCC_Part15.209_RSE(3 m)	Test Engineer	Mero Zhou
Factor	VULB 9168_00998	Polarity	Horizontal
EUT	HAN Access Point (AP571e)	Test Voltage	By PoE
Test Mode	Transmit by 802.11ax-HE20 at 5955 MHz		

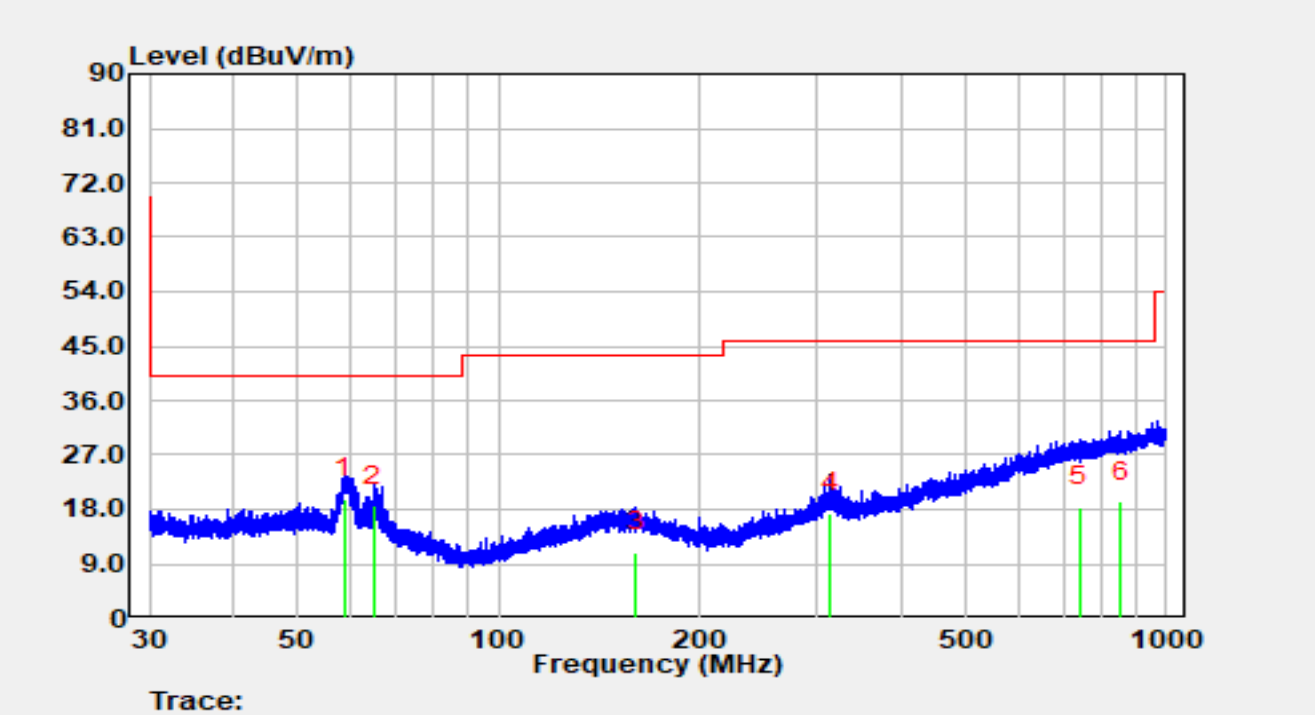

No	Mark	Frequency (MHz)	Reading (dBμV)	C.F (dB/m)	Measurement (dBμV/m)	Margin (dB)	Limit (dBμV/m)	Detector
1	*	58.839	1.90	17.84	19.74	-20.26	40.00	QP
2		65.000	1.60	16.97	18.57	-21.43	40.00	QP
3		160.796	-7.40	18.37	10.97	-32.53	43.50	QP
4		313.936	-2.10	19.50	17.40	-28.60	46.00	QP
5		742.519	-10.60	29.00	18.40	-27.60	46.00	QP
6		856.124	-10.90	30.09	19.19	-26.81	46.00	QP

Notes:

1. " * " indicates the worst-case emission level observed during the measurement.
2. C.F (dB/m) = Antenna Factor (dB/m) + Cable Loss (dB).
3. Measurement (dBμV/m) = Reading (dBμV) + C.F (dB/m).
4. The amplitude of radiated emissions (frequency range from 9 kHz to 30 MHz and 18 GHz to 40 GHz) is that proximity to ambient noise, which also are attenuated more than 20 dB below the permissible value. Therefore, the data is not presented in this report.

Site	SIP-AC1	Test Date	2025-08-11
Temperature	24.3 °C	Humidity	64.9%
Limit	FCC_Part15.209_RSE(3 m)	Test Engineer	Mero Zhou
Factor	VULB 9168_00998	Polarity	Vertical
EUT	HAN Access Point (AP571e)	Test Voltage	By PoE
Test Mode	Transmit by 802.11ax-HE20 at 5955 MHz		

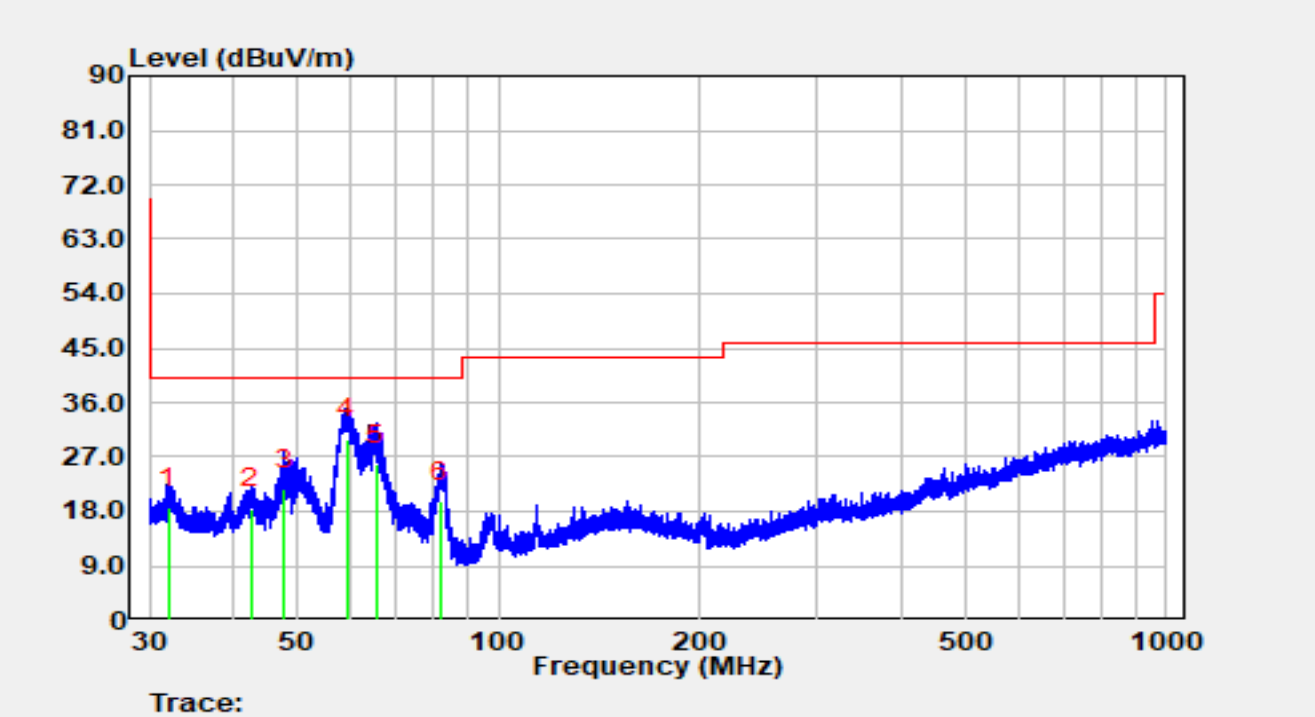

No	Mark	Frequency (MHz)	Reading (dBμV)	C.F (dB/m)	Measurement (dBμV/m)	Margin (dB)	Limit (dBμV/m)	Detector
1		31.966	1.60	17.05	18.65	-21.35	40.00	QP
2		42.570	0.60	17.88	18.48	-21.52	40.00	QP
3		47.860	3.50	18.19	21.69	-18.31	40.00	QP
4	*	59.274	12.10	17.80	29.90	-10.10	40.00	QP
5		65.458	8.80	16.89	25.69	-14.31	40.00	QP
6		81.841	6.30	13.36	19.66	-20.34	40.00	QP

Notes:

1. " * " indicates the worst-case emission level observed during the measurement.
2. C.F (dB/m) = Antenna Factor (dB/m) + Cable Loss (dB).
3. Measurement (dBμV/m) = Reading (dBμV) + C.F (dB/m).
4. The amplitude of radiated emissions (frequency range from 9 kHz to 30 MHz and 18 GHz to 40 GHz) is that proximity to ambient noise, which also are attenuated more than 20 dB below the permissible value. Therefore, the data is not presented in this report.

A.8 Radiated Restricted Band Edge Test Result

AP571 - WLAN Config 1

Site	SIP-AC3	Test Date	2025-07-29
Temperature	24.7 °C	Humidity	67.2 %
Limit	FCC_Part15_Band Edge (3 m)	Test Engineer	Mero Zhou
Factor	HF907_102861	Polarity	Horizontal
EUT	HAN Access Point (AP571)	Test Voltage	By PoE
Test Mode	Transmit by 802.11ax-HE20 at 5955 MHz		

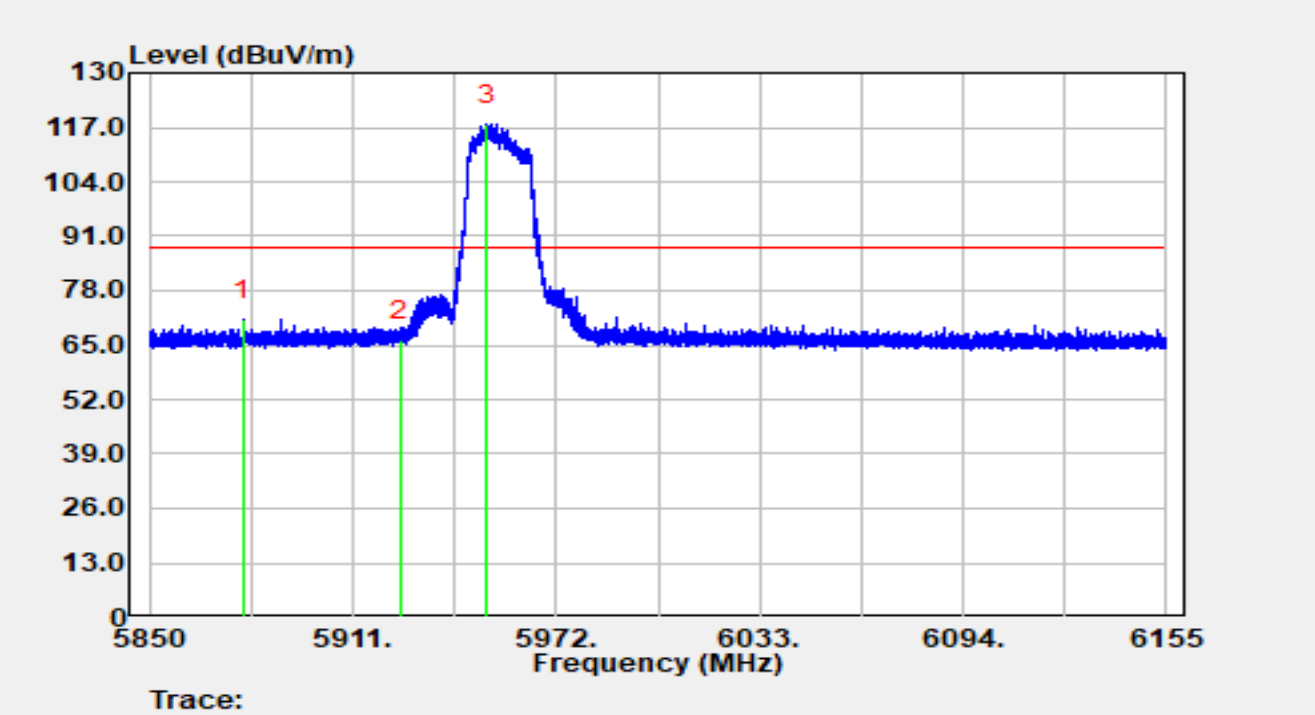

No	Mark	Frequency (MHz)	Reading (dBμV)	C.F (dB/m)	Measurement (dBμV/m)	Margin (dB)	Limit (dBμV/m)	Detector
1	*	5878.121	28.62	42.46	71.08	-17.12	88.20	Peak
2		5925.000	23.55	42.64	66.19	-22.01	88.20	Peak
3		5951.016	74.90	42.72	117.62	N/A	N/A	Peak

Notes:

1. " * " indicates the worst-case emission level observed during the measurement.
2. C.F (dB/m) = Antenna Factor (dB/m) + Cable Loss (dB) + Attenuation (dB) - AMP (dB).
3. Measurement (dBμV/m) = Reading (dBμV) + C.F (dB/m).

Site	SIP-AC3	Test Date	2025-07-29
Temperature	24.7 °C	Humidity	67.2 %
Limit	FCC_Part15_Band Edge (3 m)	Test Engineer	Mero Zhou
Factor	HF907_102861	Polarity	Horizontal
EUT	HAN Access Point (AP571)	Test Voltage	By PoE
Test Mode	Transmit by 802.11ax-HE20 at 5955 MHz		

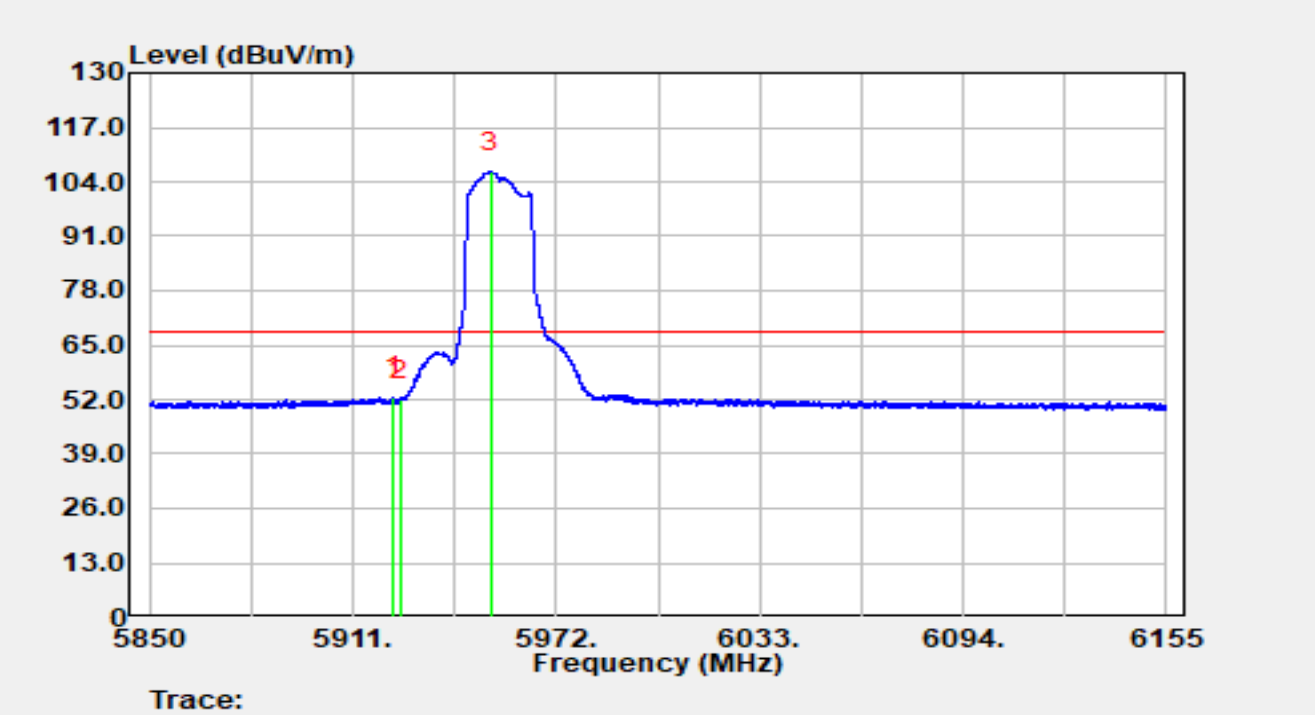

No	Mark	Frequency (MHz)	Reading (dBμV)	C.F (dB/m)	Measurement (dBμV/m)	Margin (dB)	Limit (dBμV/m)	Detector
1	*	5923.169	9.94	42.62	52.56	-15.64	68.20	Average
2		5925.000	9.20	42.64	51.84	-16.36	68.20	Average
3		5952.236	63.52	42.72	106.24	N/A	N/A	Average

Notes:

1. " * " indicates the worst-case emission level observed during the measurement.
2. C.F (dB/m) = Antenna Factor (dB/m) + Cable Loss (dB) + Attenuation (dB) - AMP (dB).
3. Measurement (dBμV/m) = Reading (dBμV) + C.F (dB/m).

Site	SIP-AC3	Test Date	2025-07-29
Temperature	24.7 °C	Humidity	67.2 %
Limit	FCC_Part15_Band Edge (3 m)	Test Engineer	Mero Zhou
Factor	HF907_102861	Polarity	Vertical
EUT	HAN Access Point (AP571)	Test Voltage	By PoE
Test Mode	Transmit by 802.11ax-HE20 at 5955 MHz		

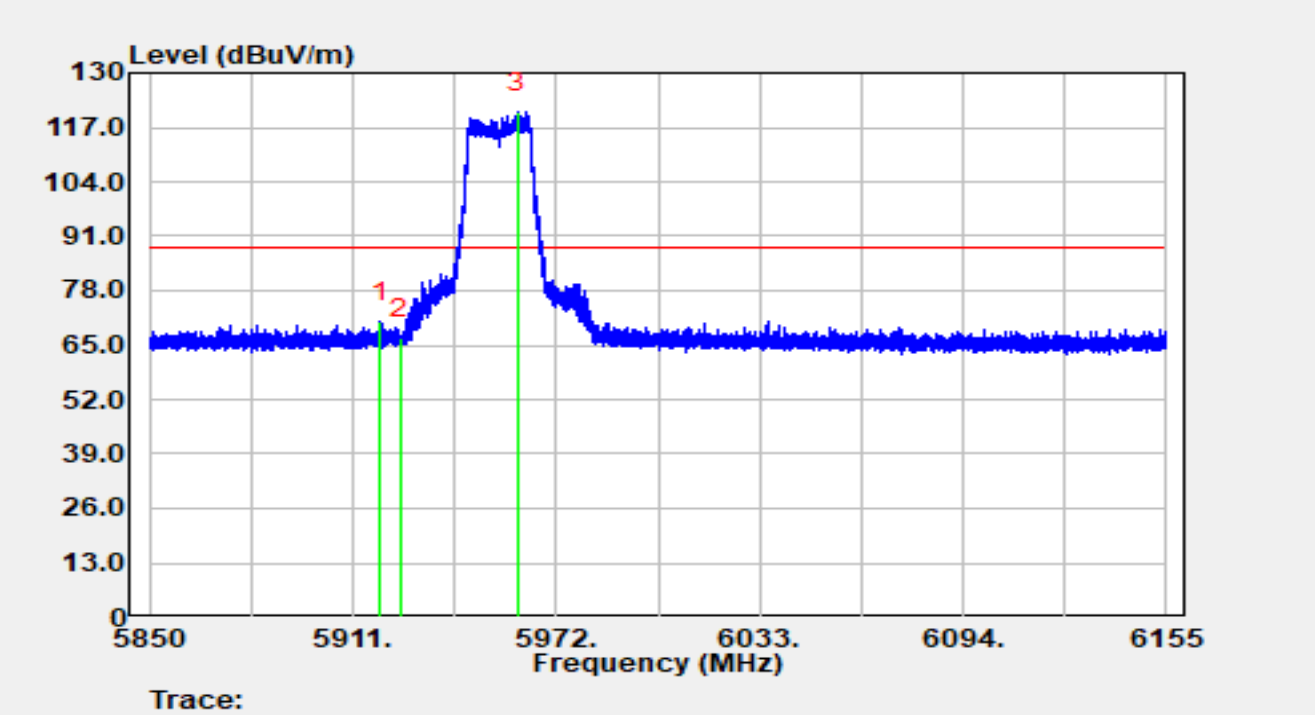

No	Mark	Frequency (MHz)	Reading (dBμV)	C.F (dB/m)	Measurement (dBμV/m)	Margin (dB)	Limit (dBμV/m)	Detector
1	*	5919.357	27.87	42.58	70.45	-17.75	88.20	Peak
2		5925.000	23.98	42.64	66.62	-21.58	88.20	Peak
3		5960.349	77.90	42.75	120.64	N/A	N/A	Peak

Notes:

1. " * " indicates the worst-case emission level observed during the measurement.
2. C.F (dB/m) = Antenna Factor (dB/m) + Cable Loss (dB) + Attenuation (dB) - AMP (dB).
3. Measurement (dBμV/m) = Reading (dBμV) + C.F (dB/m).

Site	SIP-AC3	Test Date	2025-07-29
Temperature	24.7 °C	Humidity	67.2 %
Limit	FCC_Part15_Band Edge (3 m)	Test Engineer	Mero Zhou
Factor	HF907_102861	Polarity	Vertical
EUT	HAN Access Point (AP571)	Test Voltage	By PoE
Test Mode	Transmit by 802.11ax-HE20 at 5955 MHz		

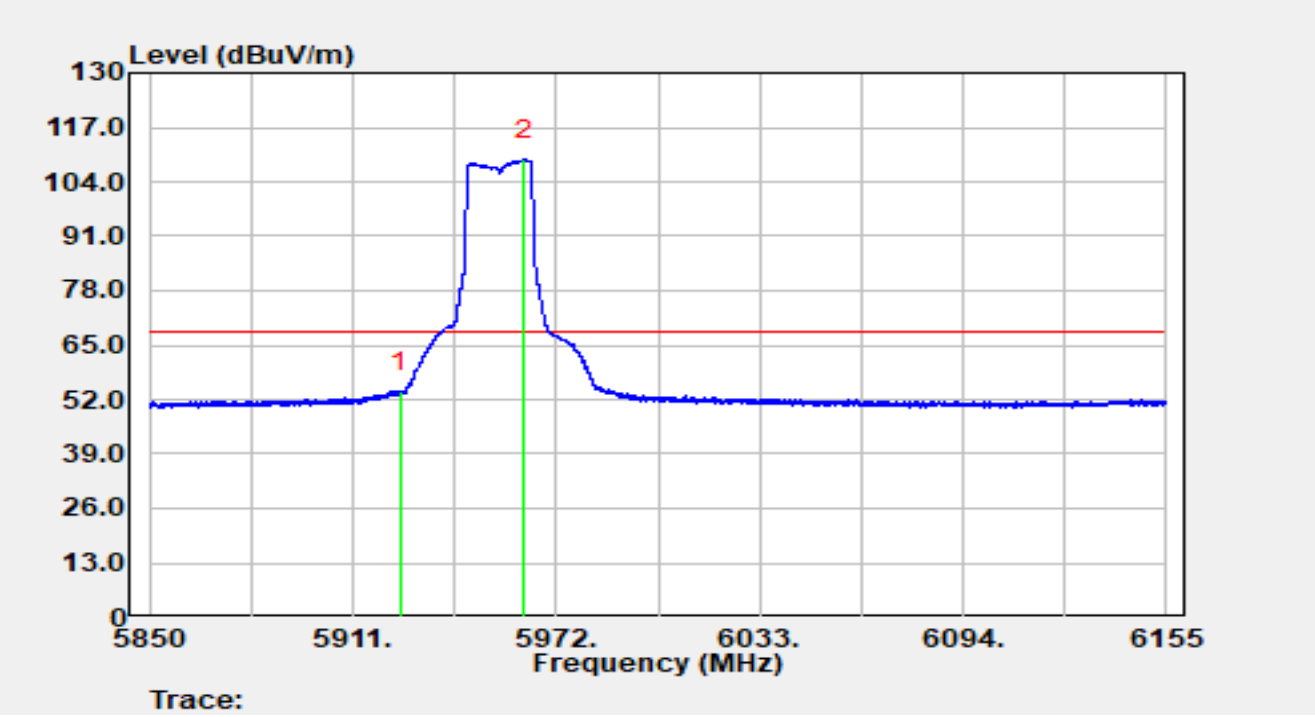

No	Mark	Frequency (MHz)	Reading (dBμV)	C.F (dB/m)	Measurement (dBμV/m)	Margin (dB)	Limit (dBμV/m)	Detector
1	*	5925.000	11.20	42.64	53.84	-14.36	68.20	Average
2		5962.484	66.44	42.75	109.19	N/A	N/A	Average

Notes:

1. " * " indicates the worst-case emission level observed during the measurement.
2. C.F (dB/m) = Antenna Factor (dB/m) + Cable Loss (dB) + Attenuation (dB) - AMP (dB).
3. Measurement (dBμV/m) = Reading (dBμV) + C.F (dB/m).

Site	SIP-AC3	Test Date	2025-07-29
Temperature	24.7 °C	Humidity	67.2 %
Limit	FCC_Part 15.407_RSE (3 m)	Test Engineer	Mero Zhou
Factor	HF907_102861	Polarity	Horizontal
EUT	HAN Access Point (AP571)	Test Voltage	By PoE
Test Mode	Transmit by 802.11ax-HE40 at 5965 MHz		

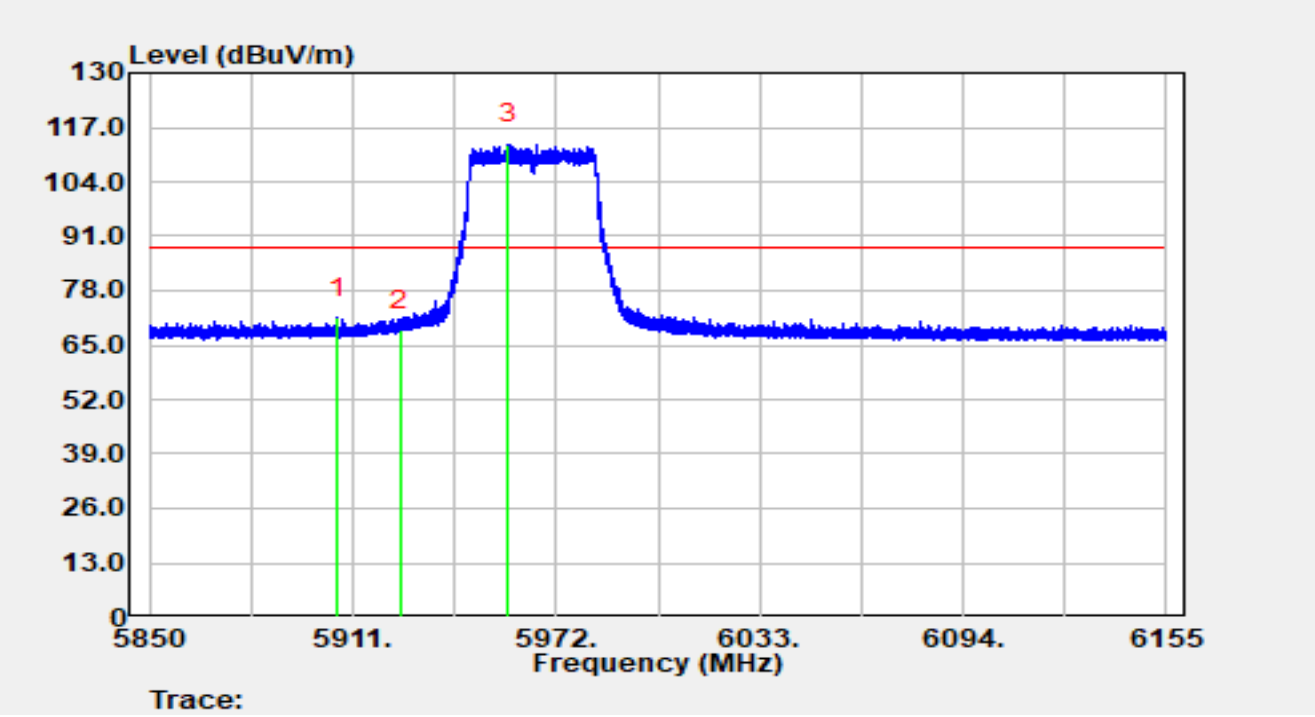

No	Mark	Frequency (MHz)	Reading (dBμV)	C.F (dB/m)	Measurement (dBμV/m)	Margin (dB)	Limit (dBμV/m)	Detector
1	*	5906.578	28.91	42.52	71.43	-16.77	88.20	Peak
2		5925.000	25.95	42.64	68.60	-19.60	88.20	Peak
3		5957.421	70.12	42.74	112.86	N/A	N/A	Peak

Notes:

1. " * " indicates the worst-case emission level observed during the measurement.
2. C.F (dB/m) = Antenna Factor (dB/m) + Cable Loss (dB) + Attenuation (dB) - AMP (dB).
3. Measurement (dBμV/m) = Reading (dBμV) + C.F (dB/m).

Site	SIP-AC3	Test Date	2025-07-29
Temperature	24.7 °C	Humidity	67.2 %
Limit	FCC_Part 15.407_RSE (3 m)	Test Engineer	Mero Zhou
Factor	HF907_102861	Polarity	Horizontal
EUT	HAN Access Point (AP571)	Test Voltage	By PoE
Test Mode	Transmit by 802.11ax-HE40 at 5965 MHz		

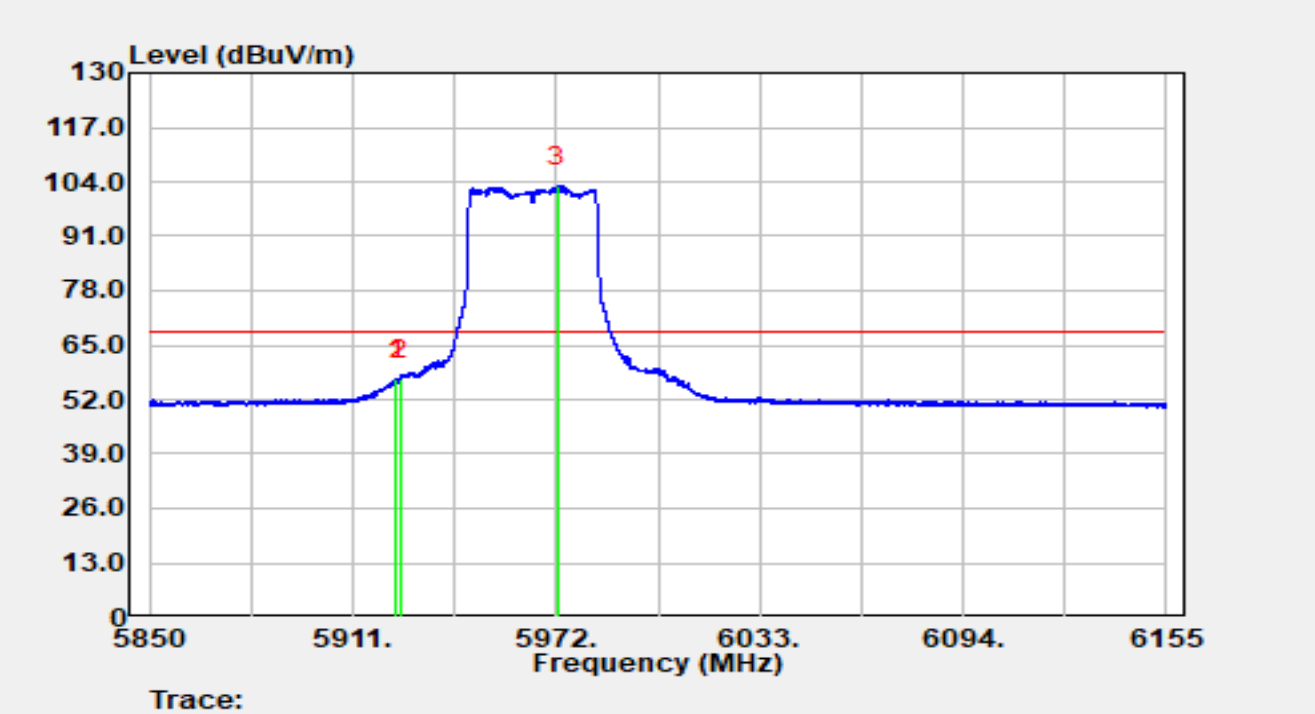

No	Mark	Frequency (MHz)	Reading (dBμV)	C.F (dB/m)	Measurement (dBμV/m)	Margin (dB)	Limit (dBμV/m)	Detector
1	*	5923.901	14.21	42.63	56.84	-11.36	68.20	Average
2		5925.000	14.18	42.64	56.83	-11.37	68.20	Average
3		5972.396	60.04	42.79	102.83	N/A	N/A	Average

Notes:

1. " * " indicates the worst-case emission level observed during the measurement.
2. C.F (dB/m) = Antenna Factor (dB/m) + Cable Loss (dB) + Attenuation (dB) - AMP (dB).
3. Measurement (dBμV/m) = Reading (dBμV) + C.F (dB/m).

Site	SIP-AC3	Test Date	2025-07-29
Temperature	24.7 °C	Humidity	67.2 %
Limit	FCC_Part 15.407_RSE (3 m)	Test Engineer	Mero Zhou
Factor	HF907_102861	Polarity	Vertical
EUT	HAN Access Point (AP571)	Test Voltage	By PoE
Test Mode	Transmit by 802.11ax-HE40 at 5965 MHz		

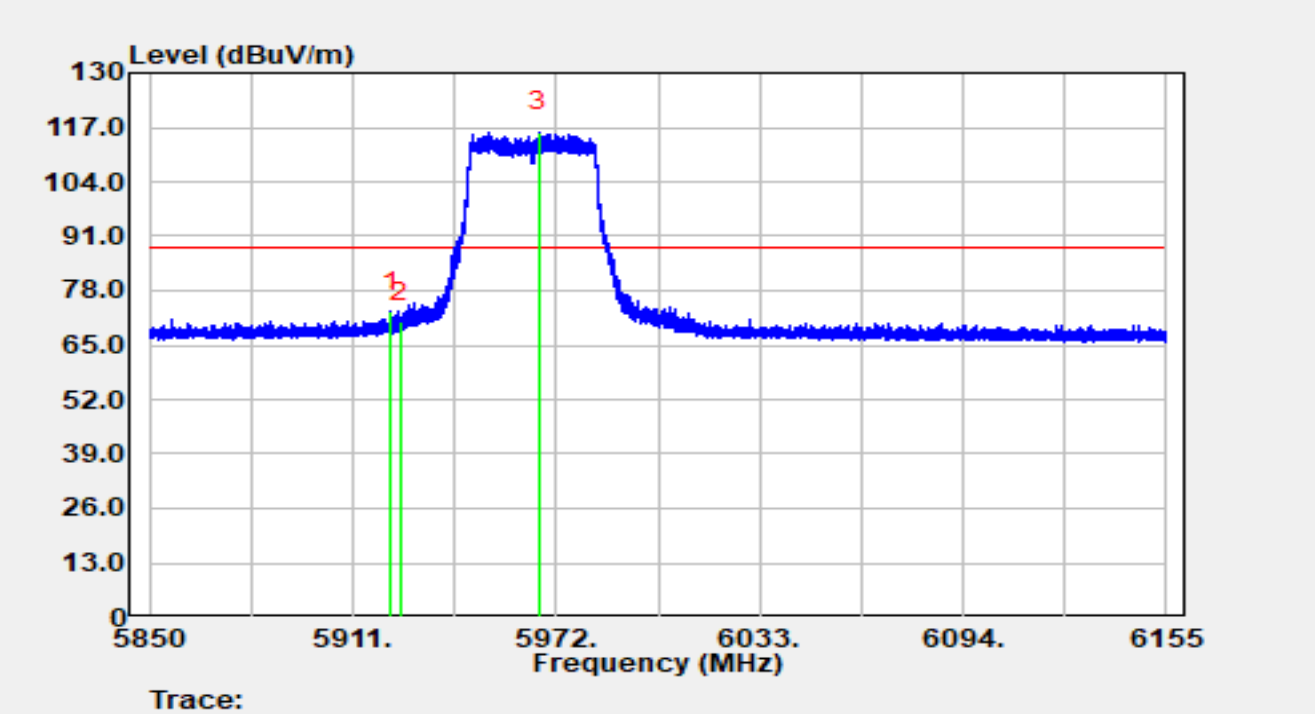

No	Mark	Frequency (MHz)	Reading (dBμV)	C.F (dB/m)	Measurement (dBμV/m)	Margin (dB)	Limit (dBμV/m)	Detector
1	*	5922.407	30.25	42.61	72.86	-15.34	88.20	Peak
2		5925.000	27.96	42.64	70.60	-17.60	88.20	Peak
3		5966.785	73.01	42.77	115.78	N/A	N/A	Peak

Notes:

1. " * " indicates the worst-case emission level observed during the measurement.
2. C.F (dB/m) = Antenna Factor (dB/m) + Cable Loss (dB) + Attenuation (dB) - AMP (dB).
3. Measurement (dBμV/m) = Reading (dBμV) + C.F (dB/m).

Site	SIP-AC3	Test Date	2025-07-29
Temperature	24.7 °C	Humidity	67.2 %
Limit	FCC_Part 15.407_RSE (3 m)	Test Engineer	Mero Zhou
Factor	HF907_102861	Polarity	Vertical
EUT	HAN Access Point (AP571)	Test Voltage	By PoE
Test Mode	Transmit by 802.11ax-HE40 at 5965 MHz		

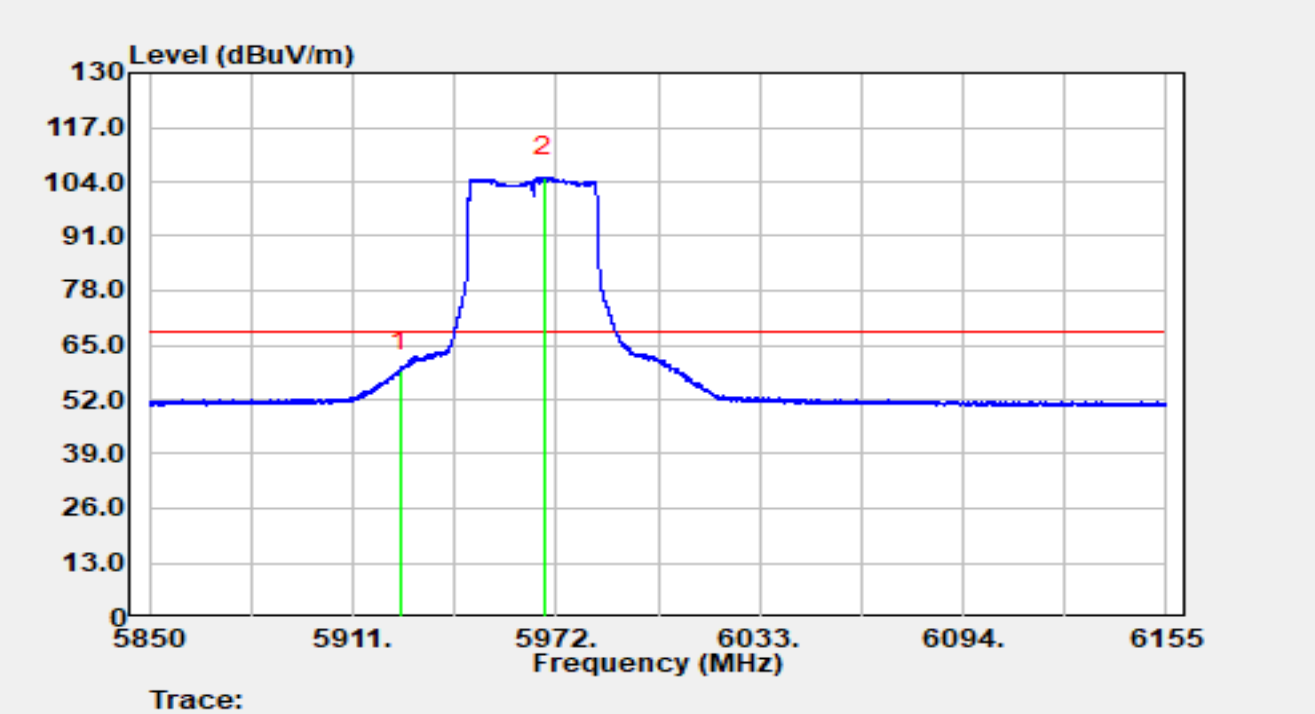

No	Mark	Frequency (MHz)	Reading (dBμV)	C.F (dB/m)	Measurement (dBμV/m)	Margin (dB)	Limit (dBμV/m)	Detector
1	*	5925.000	16.11	42.64	58.75	-9.45	68.20	Average
2		5968.188	62.30	42.77	105.07	N/A	N/A	Average

Notes:

1. " * " indicates the worst-case emission level observed during the measurement.
2. C.F (dB/m) = Antenna Factor (dB/m) + Cable Loss (dB) + Attenuation (dB) - AMP (dB).
3. Measurement (dBμV/m) = Reading (dBμV) + C.F (dB/m).

Site	SIP-AC3	Test Date	2025-07-29
Temperature	24.7 °C	Humidity	67.2 %
Limit	FCC_Part 15.407_RSE (3 m)	Test Engineer	Mero Zhou
Factor	HF907_102861	Polarity	Horizontal
EUT	HAN Access Point (AP571)	Test Voltage	By PoE
Test Mode	Transmit by 802.11ax-HE80 at 5985 MHz		

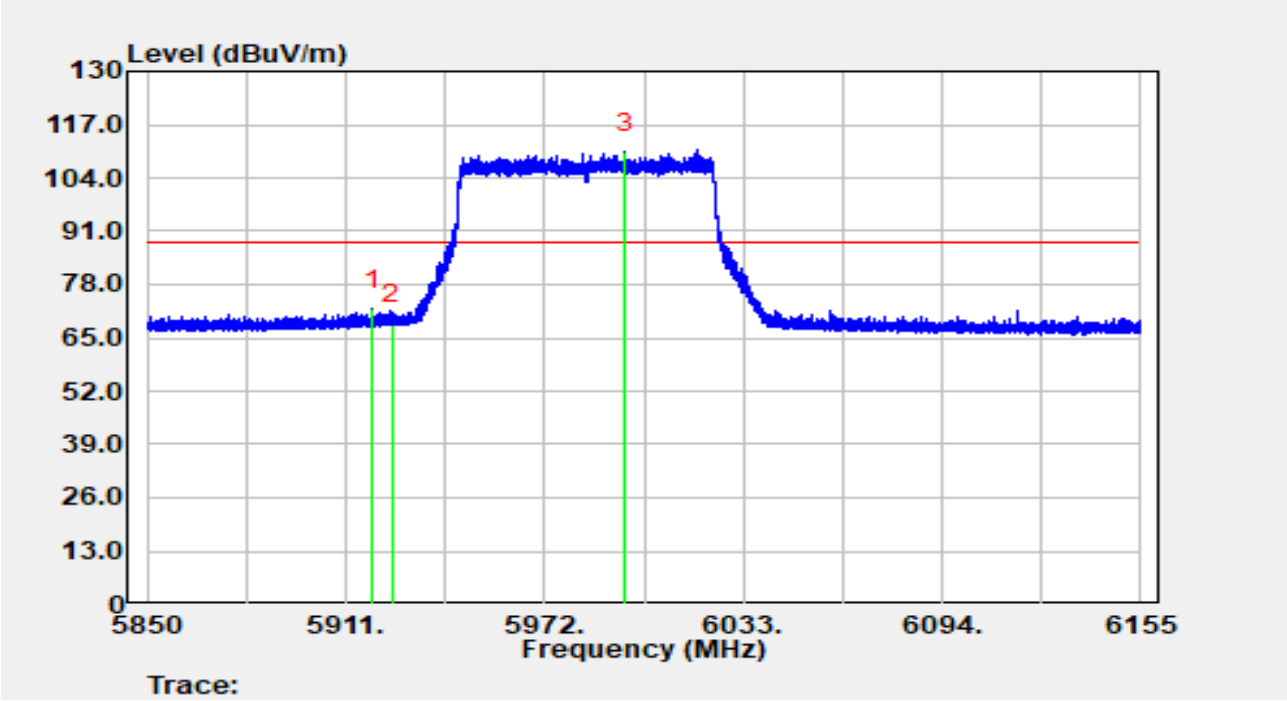

No	Mark	Frequency (MHz)	Reading (dBμV)	C.F (dB/m)	Measurement (dBμV/m)	Margin (dB)	Limit (dBμV/m)	Detector
1	*	5919.235	29.40	42.58	71.99	-16.21	88.20	Peak
2		5925.000	25.65	42.64	68.29	-19.91	88.20	Peak
3		5996.857	67.43	42.79	110.22	N/A	N/A	Peak

Notes:

1. " * " indicates the worst-case emission level observed during the measurement.
2. C.F (dB/m) = Antenna Factor (dB/m) + Cable Loss (dB) + Attenuation (dB) - AMP (dB).
3. Measurement (dBμV/m) = Reading (dBμV) + C.F (dB/m).

Site	SIP-AC3	Test Date	2025-07-29
Temperature	24.7 °C	Humidity	67.2 %
Limit	FCC_Part 15.407_RSE (3 m)	Test Engineer	Mero Zhou
Factor	HF907_102861	Polarity	Horizontal
EUT	HAN Access Point (AP571)	Test Voltage	By PoE
Test Mode	Transmit by 802.11ax-HE80 at 5985 MHz		

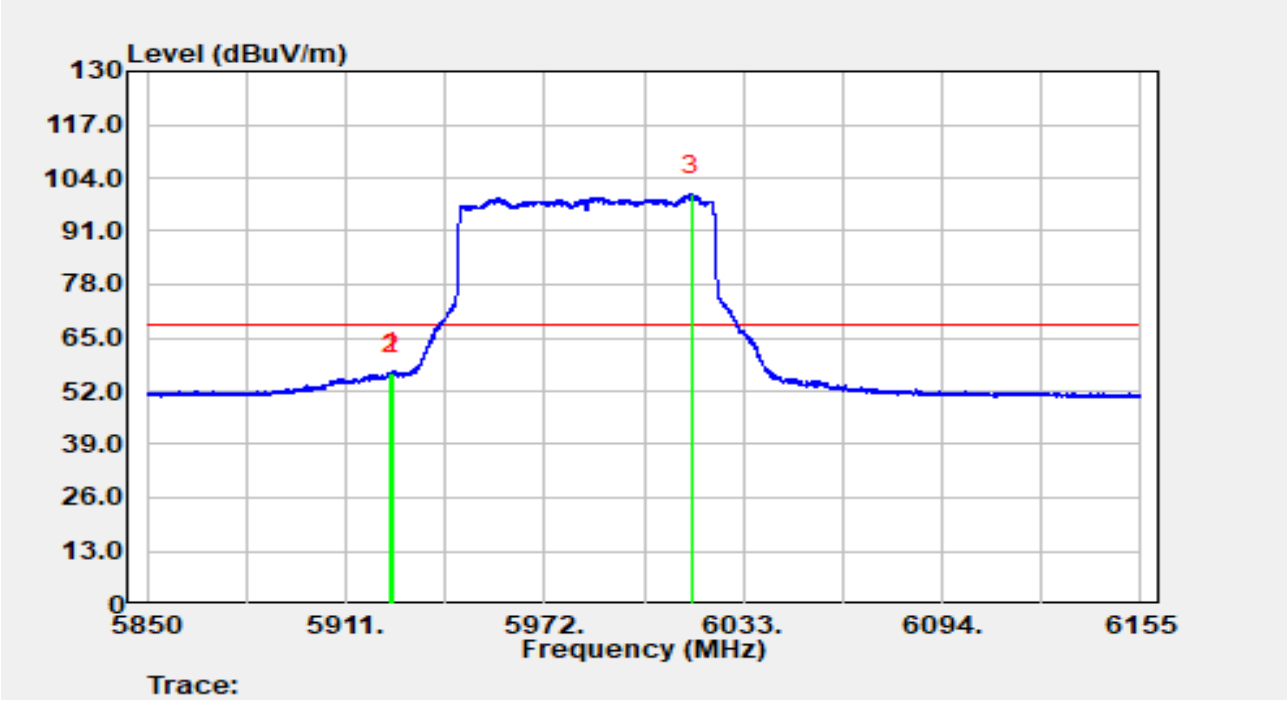

No	Mark	Frequency (MHz)	Reading (dBμV)	C.F (dB/m)	Measurement (dBμV/m)	Margin (dB)	Limit (dBμV/m)	Detector
1	*	5924.633	13.94	42.64	56.58	-11.62	68.20	Average
2		5925.000	13.73	42.64	56.38	-11.82	68.20	Average
3		6016.957	56.97	42.89	99.86	N/A	N/A	Average

Notes:

1. " * " indicates the worst-case emission level observed during the measurement.
2. C.F (dB/m) = Antenna Factor (dB/m) + Cable Loss (dB) + Attenuation (dB) - AMP (dB).
3. Measurement (dBμV/m) = Reading (dBμV) + C.F (dB/m).

Site	SIP-AC3	Test Date	2025-07-29
Temperature	24.7 °C	Humidity	67.2 %
Limit	FCC_Part 15.407_RSE (3 m)	Test Engineer	Mero Zhou
Factor	HF907_102861	Polarity	Vertical
EUT	HAN Access Point (AP571)	Test Voltage	By PoE
Test Mode	Transmit by 802.11ax-HE80 at 5985 MHz		

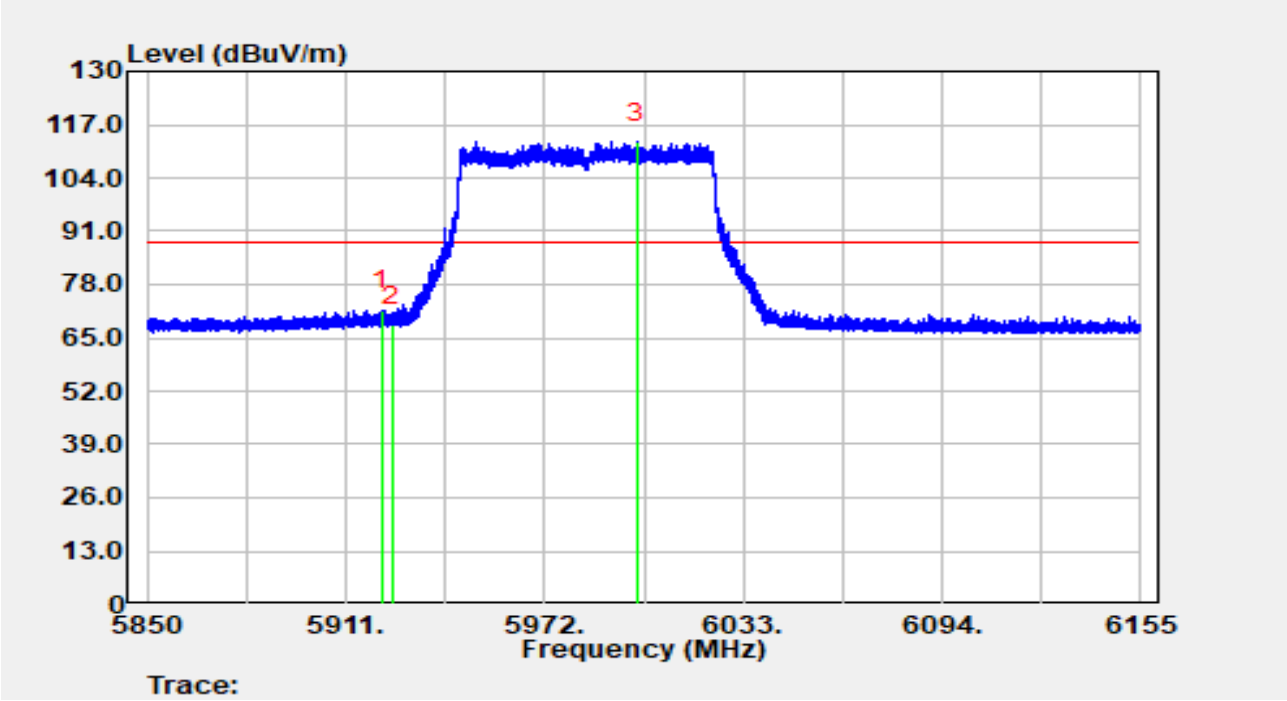

No	Mark	Frequency (MHz)	Reading (dBμV)	C.F (dB/m)	Measurement (dBμV/m)	Margin (dB)	Limit (dBμV/m)	Detector
1	*	5922.102	29.19	42.61	71.80	-16.40	88.20	Peak
2		5925.000	25.40	42.64	68.05	-20.15	88.20	Peak
3		6000.212	69.90	42.80	112.70	N/A	N/A	Peak

Notes:

1. " * " indicates the worst-case emission level observed during the measurement.
2. C.F (dB/m) = Antenna Factor (dB/m) + Cable Loss (dB) + Attenuation (dB) - AMP (dB).
3. Measurement (dBμV/m) = Reading (dBμV) + C.F (dB/m).

Site	SIP-AC3	Test Date	2025-07-29
Temperature	24.7 °C	Humidity	67.2 %
Limit	FCC_Part 15.407_RSE (3 m)	Test Engineer	Mero Zhou
Factor	HF907_102861	Polarity	Vertical
EUT	HAN Access Point (AP571)	Test Voltage	By PoE
Test Mode	Transmit by 802.11ax-HE80 at 5985 MHz		

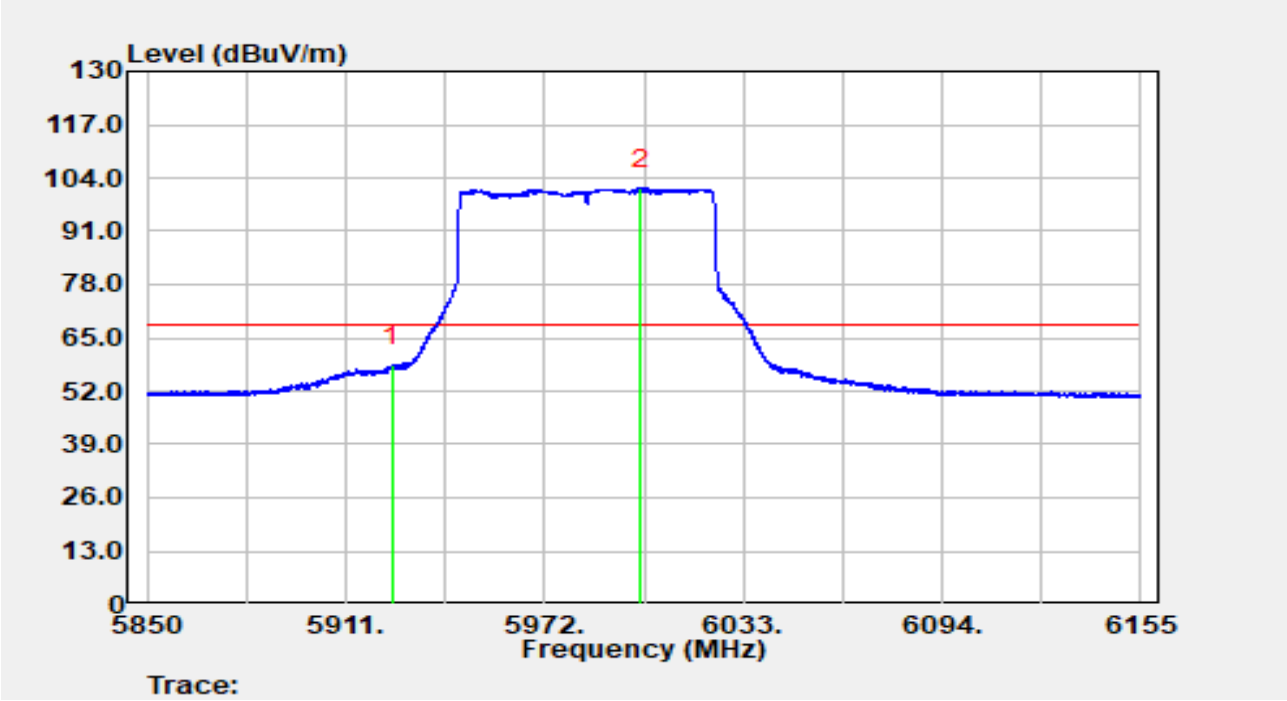

No	Mark	Frequency (MHz)	Reading (dBμV)	C.F (dB/m)	Measurement (dBμV/m)	Margin (dB)	Limit (dBμV/m)	Detector
1	*	5925.000	15.53	42.64	58.17	-10.03	68.20	Average
2		6001.585	58.67	42.81	101.48	N/A	N/A	Average

Notes:

1. " * " indicates the worst-case emission level observed during the measurement.
2. C.F (dB/m) = Antenna Factor (dB/m) + Cable Loss (dB) + Attenuation (dB) - AMP (dB).
3. Measurement (dBμV/m) = Reading (dBμV) + C.F (dB/m).

Site	SIP-AC3	Test Date	2025-07-29
Temperature	24.7 °C	Humidity	67.2 %
Limit	FCC_Part 15.407_RSE (3 m)	Test Engineer	Mero Zhou
Factor	HF907_102861	Polarity	Horizontal
EUT	HAN Access Point (AP571)	Test Voltage	By PoE
Test Mode	Transmit by 802.11ax-HE160 at 6025 MHz		

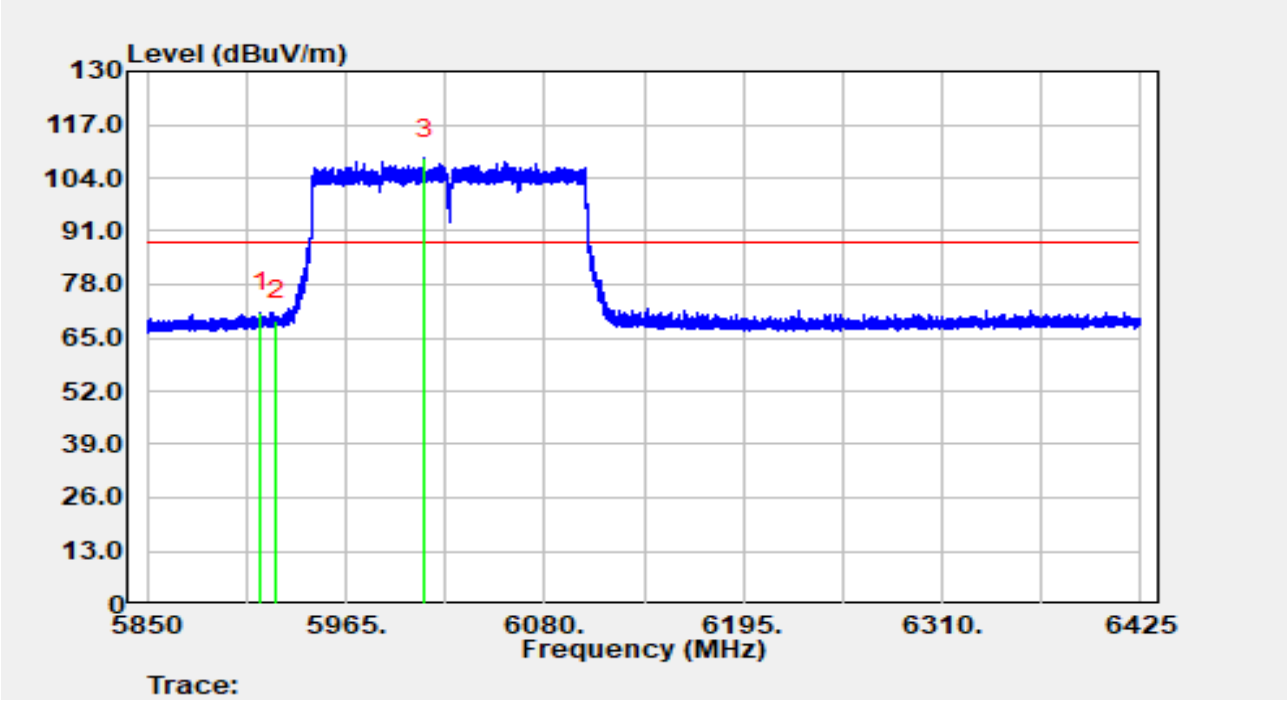

No	Mark	Frequency (MHz)	Reading (dBμV)	C.F (dB/m)	Measurement (dBμV/m)	Margin (dB)	Limit (dBμV/m)	Detector
1	*	5915.945	28.80	42.55	71.35	-16.85	88.20	Peak
2		5925.000	26.53	42.64	69.17	-19.03	88.20	Peak
3		6010.325	65.83	42.86	108.69	N/A	N/A	Peak

Notes:

1. " * " indicates the worst-case emission level observed during the measurement.
2. C.F (dB/m) = Antenna Factor (dB/m) + Cable Loss (dB) + Attenuation (dB) - AMP (dB).
3. Measurement (dBμV/m) = Reading (dBμV) + C.F (dB/m).

Site	SIP-AC3	Test Date	2025-07-29
Temperature	24.7 °C	Humidity	67.2 %
Limit	FCC_Part 15.407_RSE (3 m)	Test Engineer	Mero Zhou
Factor	HF907_102861	Polarity	Horizontal
EUT	HAN Access Point (AP571)	Test Voltage	By PoE
Test Mode	Transmit by 802.11ax-HE160 at 6025 MHz		

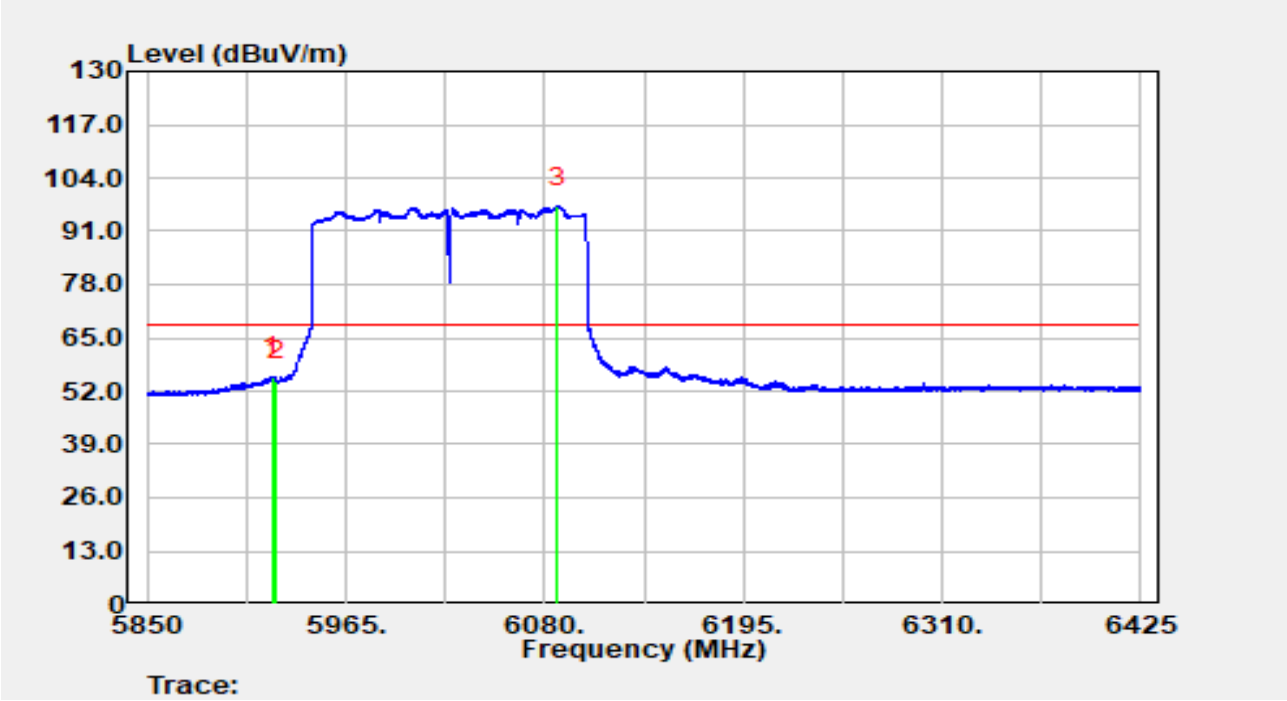

No	Mark	Frequency (MHz)	Reading (dBμV)	C.F (dB/m)	Measurement (dBμV/m)	Margin (dB)	Limit (dBμV/m)	Detector
1	*	5922.737	12.83	42.62	55.45	-12.75	68.20	Average
2		5925.000	12.04	42.64	54.68	-13.52	68.20	Average
3		6087.417	54.12	42.99	97.11	N/A	N/A	Average

Notes:

1. " * " indicates the worst-case emission level observed during the measurement.
2. C.F (dB/m) = Antenna Factor (dB/m) + Cable Loss (dB) + Attenuation (dB) - AMP (dB).
3. Measurement (dBμV/m) = Reading (dBμV) + C.F (dB/m).

Site	SIP-AC3	Test Date	2025-07-29
Temperature	24.7 °C	Humidity	67.2 %
Limit	FCC_Part 15.407_RSE (3 m)	Test Engineer	Mero Zhou
Factor	HF907_102861	Polarity	Vertical
EUT	HAN Access Point (AP571)	Test Voltage	By PoE
Test Mode	Transmit by 802.11ax-HE160 at 6025 MHz		

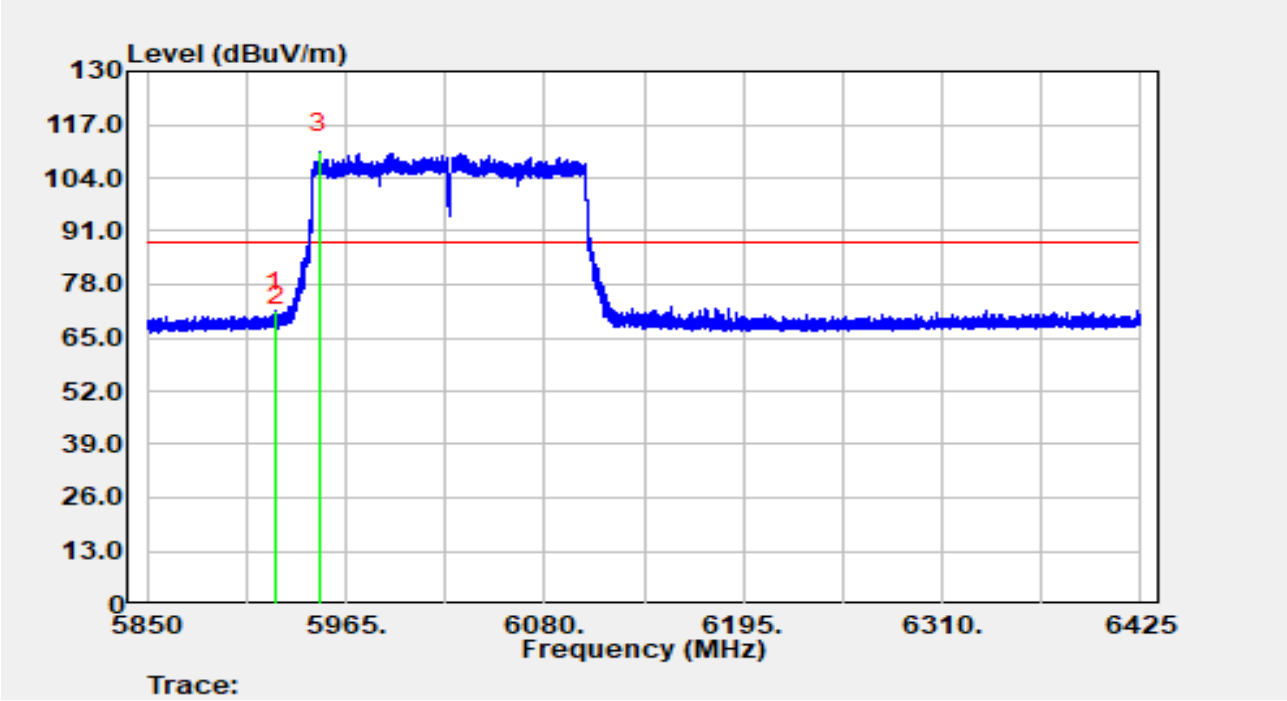

No	Mark	Frequency (MHz)	Reading (dBμV)	C.F (dB/m)	Measurement (dBμV/m)	Margin (dB)	Limit (dBμV/m)	Detector
1	*	5923.888	28.89	42.63	71.52	-16.68	88.20	Peak
2		5925.000	25.43	42.64	68.07	-20.13	88.20	Peak
3		5949.533	67.56	42.71	110.27	N/A	N/A	Peak

Notes:

1. " * " indicates the worst-case emission level observed during the measurement.
2. C.F (dB/m) = Antenna Factor (dB/m) + Cable Loss (dB) + Attenuation (dB) - AMP (dB).
3. Measurement (dBμV/m) = Reading (dBμV) + C.F (dB/m).