Test Report

FCC Part15 Subpart C

Product Name : AP

Model No. : WA512

FCC ID : 2ALQDDCWA512

Applicant : Hangzhou Dunchong Technologies Inc

Address : No.307, Liuhe Road, Binjiang District, Hangzhou, Zhejiang, China

Date of Receipt : Mar. 23, 2017

Test Date : Mar. 23, 2017~ Jun. 13, 2017

Issued Date : Jun. 14, 2017

Report No. : 1732119R-RF- US-P06V02

Report Version : V1.0

The test results relate only to the samples tested.

The test results shown in the test report are traceable to the national/international standard through the calibration of the equipment and evaluated measurement uncertainty herein.

This report must not be used to claim product endorsement by CNAS, TAF or any agency of the government.

The test report shall not be reproduced without the written approval of DEKRA Testing and Certification (Suzhou) Co., Ltd.

Test Report Certification

Issued Date : Jun. 14, 2017
Report No. : 1732119R-RF-US-P06V02

Product Name	:	AP
Applicant	:	Hangzhou Dunchong Technologies Inc
Address	:	No.307, Liuhe Road, Binjiang District, Hangzhou, Zhejiang, China
Manufacturer	:	Hangzhou Dunchong Technologies Inc
Address	:	No.307, Liuhe Road, Binjiang District, Hangzhou, Zhejiang, China
Model No.	:	WA512
FCC ID	:	2ALQDDCWA512
EUT Voltage	:	DC 48V,0.35A
Test Voltage		AC 120V/60Hz
Brand Name	:	敦崇
Applicable Standard	:	FCC CFR Title 47 Part 15 Subpart C ANSI C63.4:2014; ANSI C63.10:2013; KDB 558074 D01v03r05 KDB 662911 D01 Multiple Transmitter Output v02r01 KDB 662911 D02 MIMO with Cross-Polarized Antennas v01
Test Result	:	Complied
Performed Location	:	DEKRA Testing and Certification (Suzhou) Co., Ltd. No.99 Hongye Rd., Suzhou Industrial Park, Suzhou, 215006, Jiangsu, China TEL: +86-512-6251-5088 / FAX: +86-512-6251-5098 FCC Registration Number: 800392; IC Lab Code: 4075B

Documented By : Kitty Li

(Adm. Specialist: Kitty Li)

Reviewed By : Jack Zhang

(Senior Engineer: Jack Zhang)

Approved By : Harry Zhao

(Engineering Manager: Harry Zhao)

TABLE OF CONTENTS

Description Page

1. General Information 6
1.1. EUT Description 6
1.2. Channel List: 6
1.3. Test Channel: 7
1.4. Antenna information 7
1.5. Mode of Operation 8
1.6. Tested System Details 8
1.7. Configuration of Tested System 9
2. Technical Test 11
2.1. Summary of Test Result 11
2.2. Power setting parameter 12
2.3. Power vs Data Rate 13
2.4. Test Environment 14
2.5. Measurement Uncertainty 14
3. AC Power Line Conducted Emission 15
3.1. Test Equipment 15
3.2. Test Setup 15
3.3. Limit 16
3.4. Test Procedure 16
3.5. Test Result 17
4. Emissions in restricted frequency bands 19
4.1. Test Equipment 19
4.2. Test Setup 20
4.3. Limit 21
4.4. Test Procedure 24
4.5. EUT test Axis definition 25
4.6. Test Result 26
5. Emissions in non-restricted frequency bands 100
5.1. Test Equipment 100
5.2. Test Setup 100
5.3. Limit 101
5.4. Test Procedure 102
5.5. EUT test Axis definition 103
5.6. Test Result 104
6. Radiated Emission Band Edge 105
6.1. Test Equipment 105
6.2. Test Setup 106

6.3. Limit 106
6.4. Test Procedure 107
6.5. EUT test definition 108
6.6. Duty Cycle 109
6.7. Test Result 110
7. Occupied Bandwidth 206
7.1. Test Equipment 206
7.2. Test Setup 206
7.3. Limit 207
7.4. Test Procedure 207
7.5. EUT test definition 208
7.6. Test Result 209
8. Fundamental emission output power 210
8.1. Test Equipment 210
8.2. Test Setup 210
8.3. Limit 211
8.4. Test Procedure 212
8.5. EUT test definition 214
8.6. Test Result 215
9. Power Spectral Density 218
9.1. Test Equipment 218
9.2. Test Setup 218
9.3. Limit 218
9.4. Test Procedure 219
9.5. EUT test definition 221
9.6. Test Result 222
10. Antenna Requirement 226
10.1. Limit 226
10.2. Antenna Connector Construction 226

History of This Test Report

REPORT NO.	VERSION	DESCRIPTION	ISSUED DATE
1732119R-RF-US-P06V02	V1.0	Initial Issued Report	Jun. 14, 2017

1. General Information

1.1. EUT Description

Product Name	AP
Brand Name	敦崇
Model No.	WA512
EUT Voltage	DC 48V,0.35A
Test Voltage	AC 120V/60Hz
Frequency Range	For 2.4GHz Band 802.11b/g/n(20MHz): 2412~2462MHz 802.11n(40MHz): 2422~2452MHz
Channel Number	For 2.4GHz Band 802.11b/g/n(20MHz): 11 802.11n(40MHz): 7
Type of Modulation	802.11b: DSSS
	802.11g: OFDM
Data Rate	802.11g: 6/9/12/18/24/36/48/54 Mbps
	802.11b: 1/2/5.5/11 Mbps
	802.11n: up to 300 Mbps
Channel Control	Auto

1.2. Channel List:

802.11b/g/n(20MHz) Working Frequency of Each Channel:							
Channel	Frequency	Channel	Frequency	Channel	Frequency	Channel	Frequency
01	2412 MHz	02	2417 MHz	03	2422 MHz	04	2427 MHz
05	2432 MHz	06	2437 MHz	07	2442 MHz	08	2447 MHz
09	2452 MHz	10	2457 MHz	11	2462 MHz	N/A	N/A
802.11n(40MHz) Working Frequency of Each Channel:							
Channel	Frequency	Channel	Frequency	Channel	Frequency	Channel	Frequency
03	2422 MHz	04	2427 MHz	05	2432 MHz	06	2437 MHz
07	2442 MHz	08	2447 MHz	09	2452 MHz	N/A	N/A

1.3. Test Channel:

802.11b/g/n(20MHz) Working Frequency of Each Channel:							
Channel	Frequency	Channel	Frequency	Channel	Frequency	Channel	Frequency
01	2412 MHz	06	2437MHz	11	2462 MHz	N/A	N/A
802.11n(40MHz) Working Frequency of Each Channel:							
Channel	Frequency	Channel	Frequency	Channel	Frequency	Channel	Frequency
03	2422 MHz	06	2437 MHz	09	2452 MHz	N/A	N/A

1.4. Antenna information

Antenna manufacturer	N/A			
Antenna Delivery	☒	1*TX+1*RX	☒	2*TX+2*RX ☐ 3*TX+3*RX
Antenna technology	☒	SISO		
	☒	MIMO	☐	Basic
			☐	Sectorized antenna systems
			☐	Cross-polarized antennas
			☐	Unequal antenna gains, with equal transmit powers
			☐	Spatial Multiplexing
			☒	CDD
			☐	Beam-forming
Antenna Type	☐	External	☐	Dipole
			☐	Panel
	☒	Internal	☒	PIFA
			☐	PCB
			☐	Ceramic Chip Antenna
			☐	Metal plate type F antenna
			☐	Cross-polarize Antenna
Antenna Gain #1	2dBi			
Antenna Gain #2	2dBi			

1.5. Mode of Operation

Test Modes List
Mode 1: Transmit by 802.11b
Mode 2: Transmit by 802.11g
Mode 3: Transmit by 802.11n(20MHz)
Mode 4: Transmit by 802.11n(40MHz)

1.6. Tested System Details

The types for all equipments, plus descriptions of all cables used in the tested system (including inserted cards) are:

No.	Product	Manufacturer	Model No.	Serial No.	Power Cord
1	Notebook	Lenovo	Think pad x220	SUA0600195	Non-shielded
A	LAN cable	N/A	N/A	N/A	Non-shielded,1.5m
B	LAN cable	N/A	N/A	N/A	Non-shielded,10m

1.7. Configuration of Tested System

Test setup Diagram- AC Line Conducted Emission Test
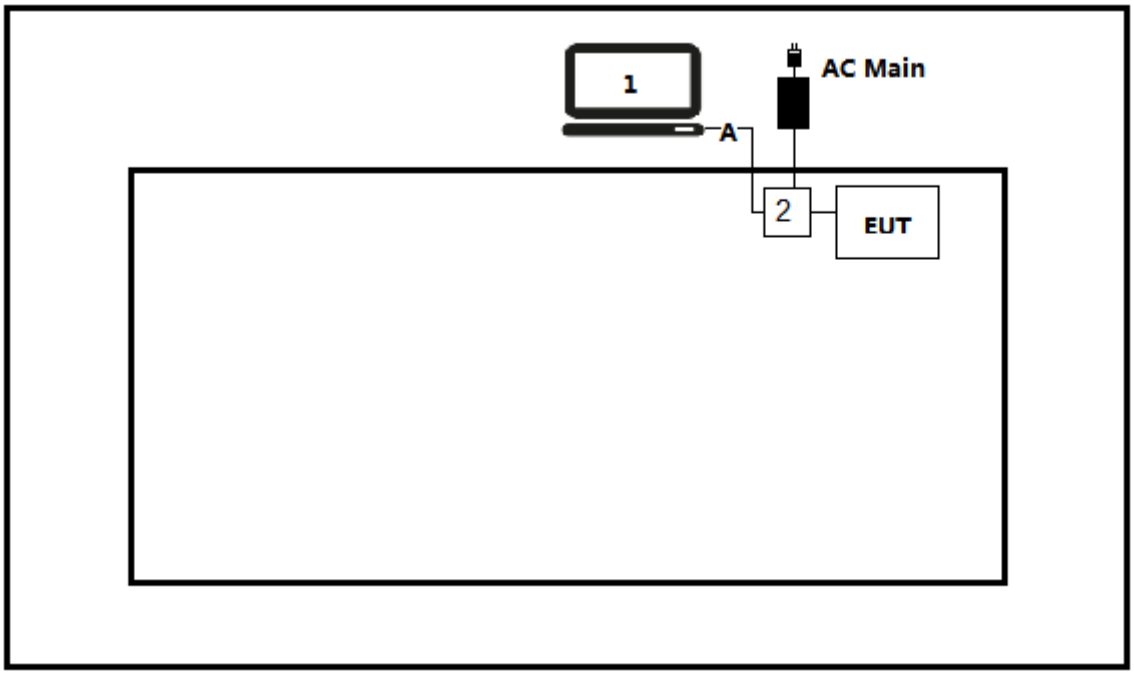

Test setup Diagram- Radiated Emission

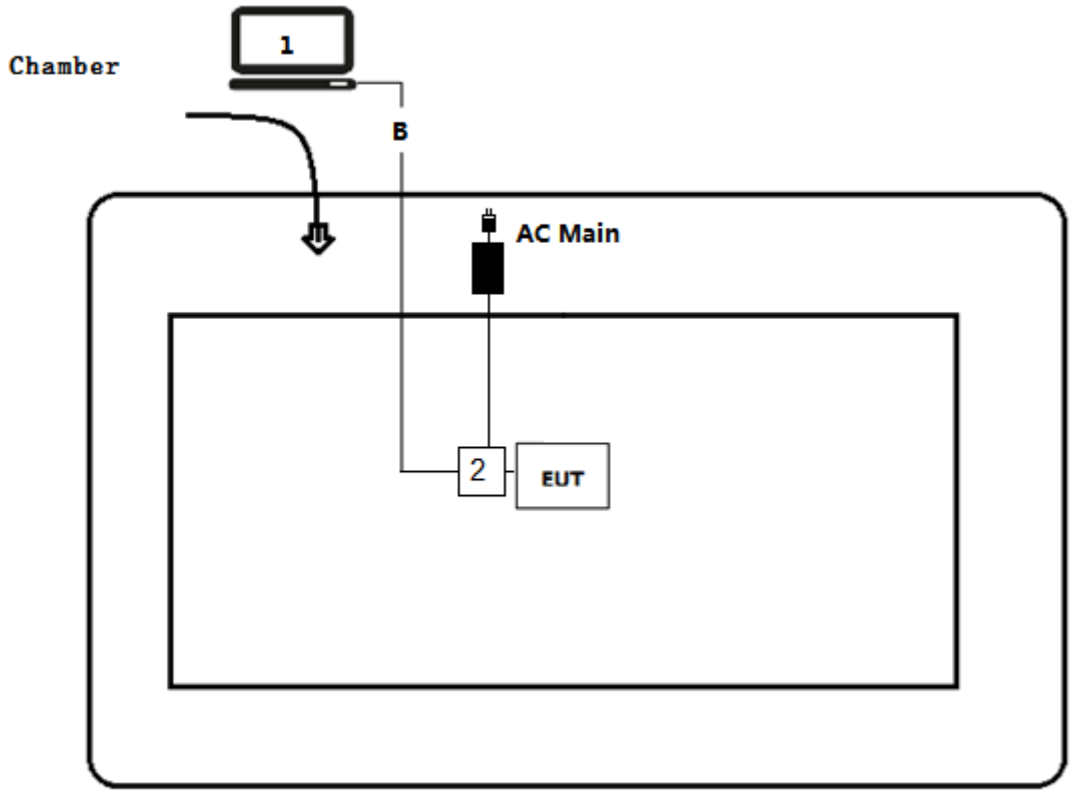

A	LAN Cable	Non-shielded, 1.5m
B	LAN Cable	Non-shielded, 15m

2. Technical Test

2.1. Summary of Test Result

Performed Test Item	Normative References	Worst case mode	Limit	Result
AC Power Line Conducted Emission	FCC CFR Title 47 Part 15 Subpart C: 2015 Section 15.207	Mode 1	FCC 15.207	PASS
Emissions in restricted frequency bands	FCC CFR Title 47 Part 15 Subpart C: 2015 Section 15.209	Mode 1	FCC 15.209	PASS
Emissions in non-restricted frequency bands	FCC CFR Title 47 Part 15 Subpart C: 2015 Section 15.247(d)	Mode 1	≥30dBc	PASS
Radiated Emission Band Edge	FCC CFR Title 47 Part 15 Subpart C: 2015 15.247(d)	Mode 1	FCC 15.209	PASS
Occupied Bandwidth	FCC CFR Title 47 Part 15 Subpart C: 2015 Section 15.247(a)(2)	Mode 1	≥500kHz	PASS
Fundamental emission output power	FCC CFR Title 47 Part 15 Subpart C: 2015 Section 15.247(b)(3)	Mode 1	≤30dBm	PASS
Power Spectral Density	FCC CFR Title 47 Part 15 Subpart C: 2015 Section 15.247(e)	Mode 1	≤8dBm/3kHz	PASS
Antenna Requirement	FCC CFR Title 47 Part 15 Subpart C: 2015 Section 15.203	N/A	FCC 15.203	PASS

2.2. Power setting parameter

Test Software	ART2			
Modulation Mode	Test Frequency	Ant 1	Ant 2	Ant 1+2
802.11b	2412	15	12	12
	2437	15	13.5	12.5
	2462	14	15	13.5
802.11g	2412	17	14.5	14
	2437	16	16.5	15.5
	2462	13	14	13
802.11n(20MHz)	2412	16.5	14.5	14
	2437	17	16	14
	2462	12	14	10.5
802.11n(40MHz)	2422	14	14	12
	2437	17	18	17
	2452	11	12	9.5

2.3. Power vs Data Rate

MCS Index for 802.11n	Spatial Streams	Data Rate (Mbps)						
		802.11b	802.11g		20MHz Bandwidth		40MHz Bandwidth	
					800ns GI	400ns GI	800ns GI	400ns GI
0	1	1	6	---	6.5	7.2	13.5	15.0
1	1	2	9	---	13.0	14.4	27.0	30.0
2	1	5.5	12	---	19.5	21.7	40.5	45.0
3	1	11	18	---	26.0	28.9	54.0	60.0
4	1	---	24	---	39.0	43.3	81.0	90.0
5	1	---	36	---	52.0	57.8	108.0	120.0
6	1	---	48	---	58.5	65.0	121.5	135.0
7	1	---	54	---	65.0	72.2	135.0	150.0
8	2	---	---	---	13.0	14.4	27.0	30.0
9	2	---	---	---	26.0	28.9	54.0	60.0
10	2	---	---	---	39.0	43.3	81.0	90.0
11	2	---	---	---	52.0	57.8	108.0	120.0
12	2	---	---	---	78.0	86.7	162.0	180.0
13	2	---	---	---	104.0	115.6	216.0	240.0
14	2	---	---	---	117.0	130.0	243.0	270.0
15	2	---	---	---	130.0	144.0	270.0	300.0

Note 1 : The blue form is the maximum power data rate

Note 2 : The EUT has two spatial Streams

2.4. Test Environment

Items	Required (IEC 68-1)	Actual
Temperature (°C)	15-35	21
Humidity (%RH)	25-75	50
Barometric pressure (mbar)	860-1060	950-1000

2.5. Measurement Uncertainty

Test Items	Uncertainty
AC Power Line Conducted Emission	±2.02dB
Radiated Emission	Below 1GHz ±3.8 dB
	Above 1GHz ±3.9 dB
RF Antenna Port Conducted Emission	±1.27dB
Radiated Emission Band Edge	±3.9dB
Occupied Bandwidth	±1kHz
Power Spectral Density	±1.27dB

3. AC Power Line Conducted Emission

3.1. Test Equipment

AC Power Line Conducted Emission / TR-1					
Instrument	Manufacturer	Type No.	Serial No.	Cal. Date	Cal. Due Date
EMI Test Receiver	R&S	ESCI	100906	2017.03.05	2018.03.04
Two-Line V-Network	R&S	ENV 216	101189	2016.07.16	2017.07.15
Two-Line V-Network	R&S	ENV 216	101044	2016.09.16	2017.09.15
50ohm Coaxial Switch	Anritsu	MP59B	6200464462	N/A	N/A
50ohm Termination	SHX	TF2	07081402	2016.09.16	2017.09.15
Temperature/Humidity Meter	Zhichen	ZC1-2	TR1-TH	2017.01.04	2018.01.03
Note: All equipments are calibrated with traceable calibrations. Each calibration is traceable to the national or international standards.					

3.2. Test Setup

AC Power Line Conducted Emission test setup

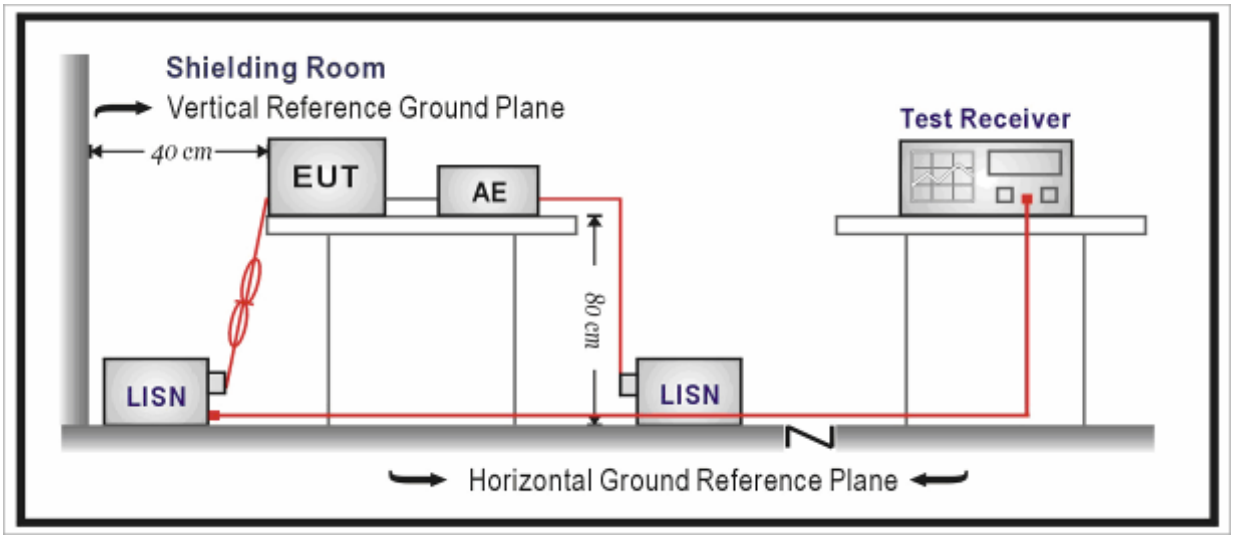

3.3. Limit

Frequency of Emission (MHz)	Conducted Limit	
	Quasi-peak (dB μ V)	Average(dB μ V)
0.15-0.5	66 to 56	56 to 46
0.5-5	56	46
5-30	60	50
Note 1: The lower limit shall apply at the transition frequencies. Note 2: The limit decreases linearly with the logarithm of the frequency in the range 0.15 MHz to 0.5 MHz.		

3.4. Test Procedure

Test Method			
	References Rule	Chapter	Item
☒	ANSI C63.10-2013	6.2	Standard test method for ac power-line conducted emissions from unlicensed wireless devices
☒	ANSI C63.4-2014	7	AC power-line conducted emission measurements

3.5. Test Result

Site: TR1	Time: 2017/05/27
Limit: FCC_Part15.107_CE_AC Power_ClassB	Margin: 0
Probe: ENV216-L1	Polarity: Line
EUT: AP	Power: AC 120V/60Hz
Note: Mode 1	

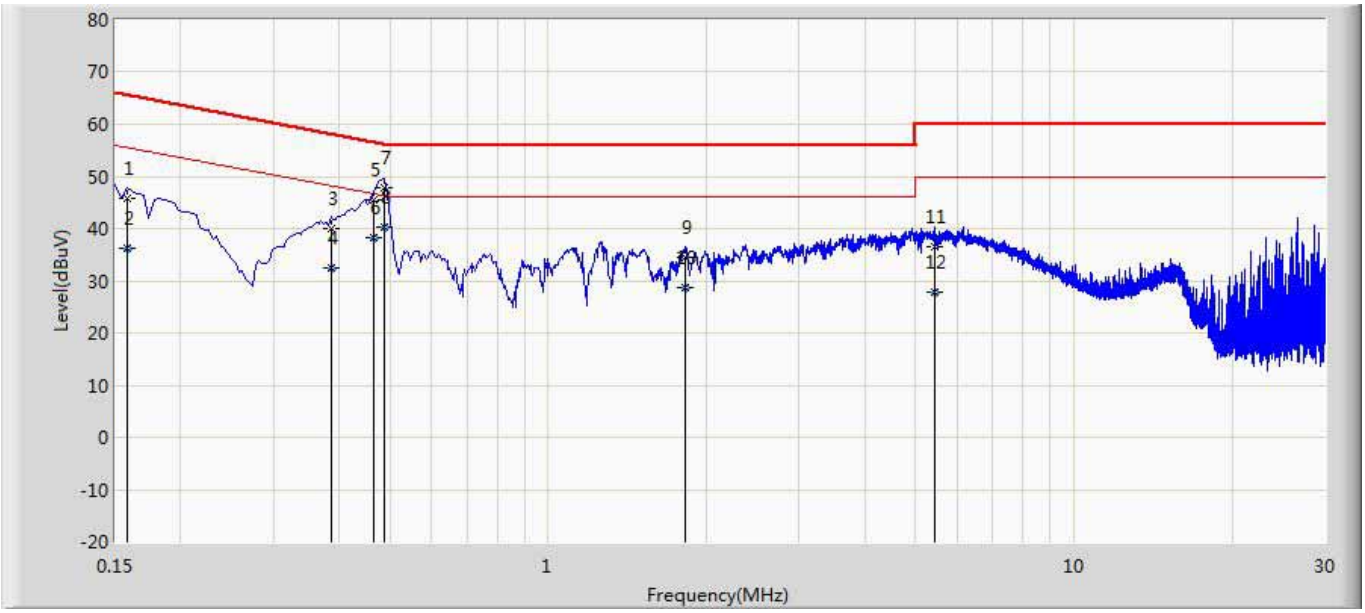

No	Mark	Frequency (MHz)	Measure Level (dBuV)	Reading Level (dBuV)	Over Limit (dB)	Limit (dBuV)	Probe (dB)	Cable (dB)	Amp (dB)	Type
1		0.158	45.931	36.200	-19.637	65.568	9.671	0.060	0.000	QP
2		0.158	36.354	26.623	-19.214	55.568	9.671	0.060	0.000	AV
3		0.386	39.892	30.192	-18.257	58.149	9.640	0.060	0.000	QP
4		0.386	32.394	22.694	-15.755	48.149	9.640	0.060	0.000	AV
5		0.466	45.444	35.744	-11.141	56.585	9.630	0.070	0.000	QP
6		0.466	38.342	28.642	-8.243	46.585	9.630	0.070	0.000	AV
7		0.486	47.858	38.158	-8.378	56.236	9.630	0.070	0.000	QP
8	*	0.486	40.211	30.511	-6.025	46.236	9.630	0.070	0.000	AV
9		1.822	34.481	24.751	-21.519	56.000	9.640	0.090	0.000	QP
10		1.822	28.668	18.938	-17.332	46.000	9.640	0.090	0.000	AV
11		5.426	36.494	26.644	-23.506	60.000	9.680	0.170	0.000	QP
12		5.426	27.953	18.103	-22.047	50.000	9.680	0.170	0.000	AV

Note:

1. " * ", means this data is the worst emission level.
2. Measurement Level = Reading Level + Factor(Probe+Cable-Amp).

Site: TR1	Time: 2017/05/27
Limit: FCC_Part15.107_CE_AC Power_ClassB	Margin: 0
Probe: ENV216-N	Polarity: Neutral
EUT: AP	Power: AC 120V/60Hz
Note: Mode 1	

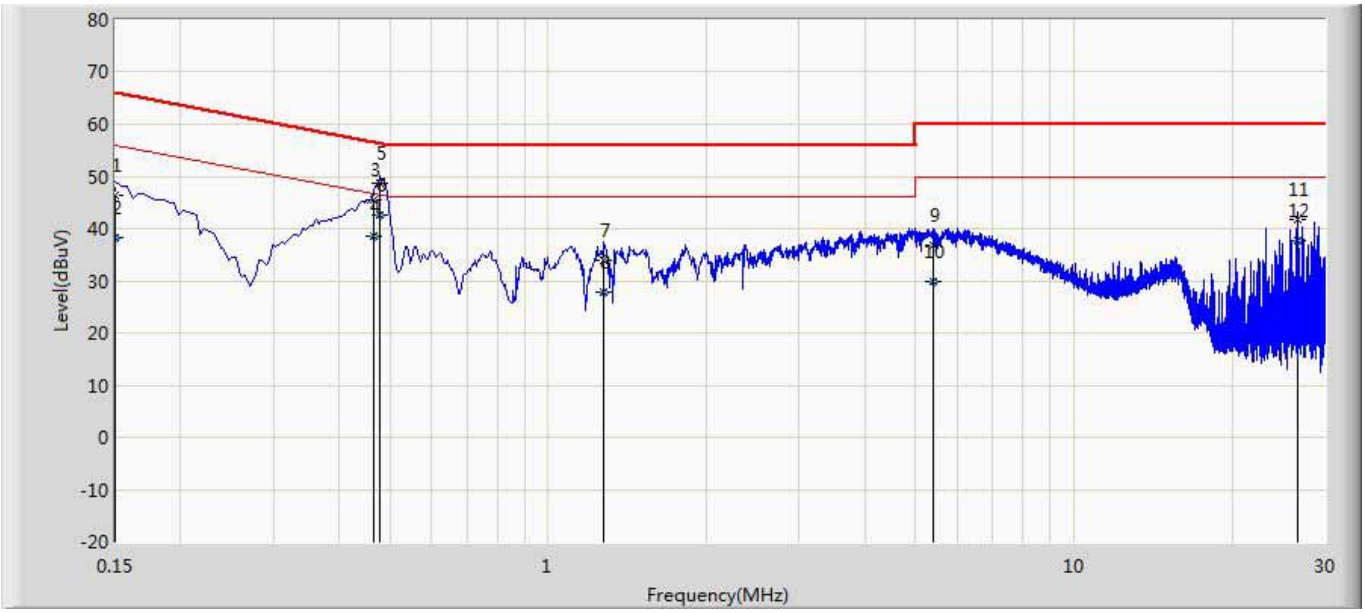

No	Mark	Frequency (MHz)	Measure Level (dBuV)	Reading Level (dBuV)	Over Limit (dB)	Limit (dBuV)	Probe (dB)	Cable (dB)	Amp (dB)	Type
1		0.150	46.498	36.762	-19.502	66.000	9.676	0.060	0.000	QP
2		0.150	38.343	28.607	-17.657	56.000	9.676	0.060	0.000	AV
3		0.466	45.598	35.898	-10.987	56.585	9.630	0.070	0.000	QP
4		0.466	38.410	28.710	-8.175	46.585	9.630	0.070	0.000	AV
5		0.478	48.562	38.862	-7.812	56.374	9.630	0.070	0.000	QP
6	*	0.478	42.713	33.013	-3.661	46.374	9.630	0.070	0.000	AV
7		1.278	33.933	24.223	-22.067	56.000	9.630	0.080	0.000	QP
8		1.278	27.901	18.191	-18.099	46.000	9.630	0.080	0.000	AV
9		5.402	36.892	27.052	-23.108	60.000	9.670	0.170	0.000	QP
10		5.402	29.953	20.113	-20.047	50.000	9.670	0.170	0.000	AV
11		26.610	41.708	31.198	-18.292	60.000	9.900	0.610	0.000	QP
12		26.610	37.794	27.284	-12.206	50.000	9.900	0.610	0.000	AV

Note:

1. " * ", means this data is the worst emission level.
2. Measurement Level = Reading Level + Factor(Probe+Cable-Amp).

4. Emissions in restricted frequency bands

4.1. Test Equipment

Radiated Emission(Below 1GHz) / AC-2					
Instrument	Manufacturer	Type No.	Serial No.	Cal. Date	Cal. Due Date
EMI Test Receiver	R&S	ESCI	100573	2017.03.29	2018.03.28
Loop Antenna	R&S	HFH2-Z2	833799/003	2016.11.16	2017.11.15
Bilog Antenna	Teseq GmbH	CBL6112D	27611	2016.10.16	2017.10.15
Coaxial Cable	Huber+Suhner	SUCOFLEX 106	AC2-C	2017.03.02	2018.03.01
Temperature/Humidity Meter	Zhichen	ZC1-2	AC2-TH	2017.01.04	2018.01.03
Note: All equipments are calibrated with traceable calibrations. Each calibration is traceable to the national or international standards.					

Radiated Emission(Above 1GHz) / AC-5					
Instrument	Manufacturer	Type No.	Serial No.	Cal. Date	Cal. Due Date
Spectrum Analyzer	Agilent	E4446A	MY45300103	2017.01.03	2018.01.02
Preamplifier	Miteq	NSP1800-25	1364185	2017.05.06	2018.05.05
Preamplifier	DEKRA Testing and Certification (Suzhou) Co., Ltd.	AP-040G	CHM-0906001	2017.05.06	2018.05.05
DRG Horn	ETS-Lindgren	3117	00123988	2017.01.22	2018.01.21
Broad-Band Horn Antenna	Schwarzbeck	BBHA9170	294	2016.11.25	2017.11.24
Coaxial Cable	Huber+Suhner	SUCOFLEX 106	AC5-C1	2017.03.02	2018.03.01
Coaxial Cable	Huber+Suhner	SUCOFLEX 106	AC5-C2	2017.03.02	2018.03.01
Coaxial Cable	Huber+Suhner	SUCOFLEX 102	AC5-C3	2017.03.02	2018.03.01
EMI Receiver	Agilent	N9038A	MY51210196	2017.06.10	2018.06.09
Temperature/Humidity Meter	Zhichen	ZC1-2	AC5-TH	2017.01.04	2018.01.03
Note: All equipments are calibrated with traceable calibrations. Each calibration is traceable to the national or international standards.					

4.2. Test Setup

Below 30MHz Test Setup:

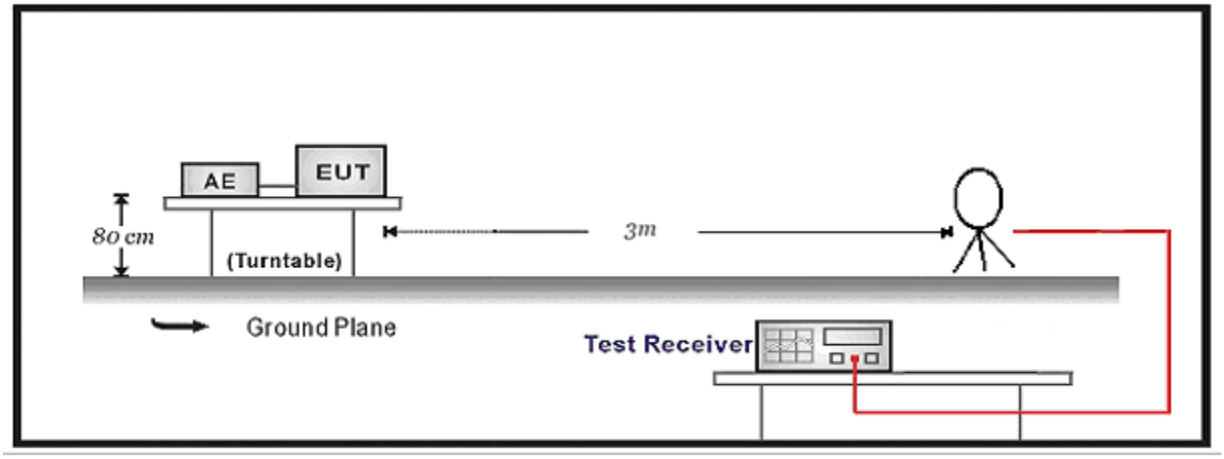

30MHz-1GHz Test Setup:

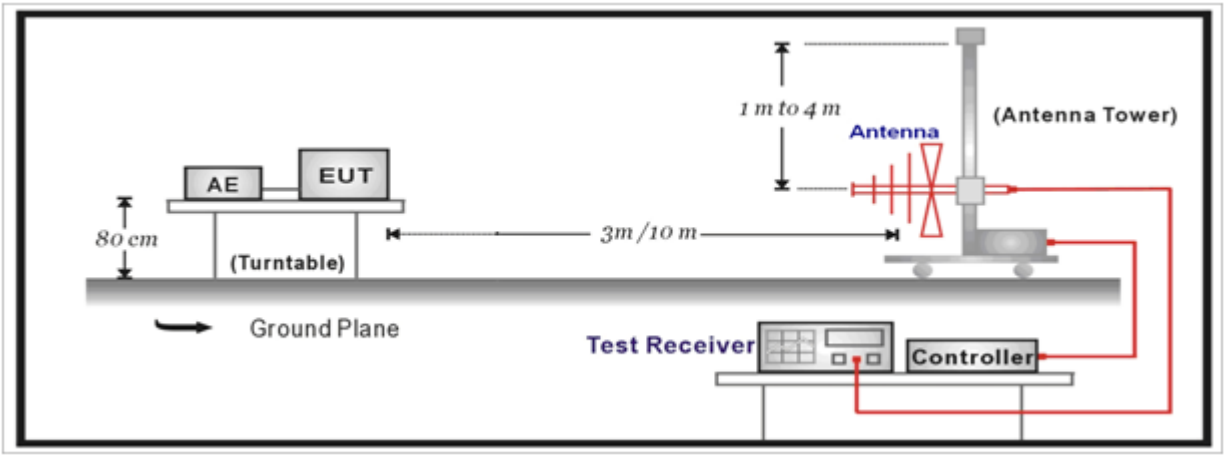

Above 1GHz Test Setup:

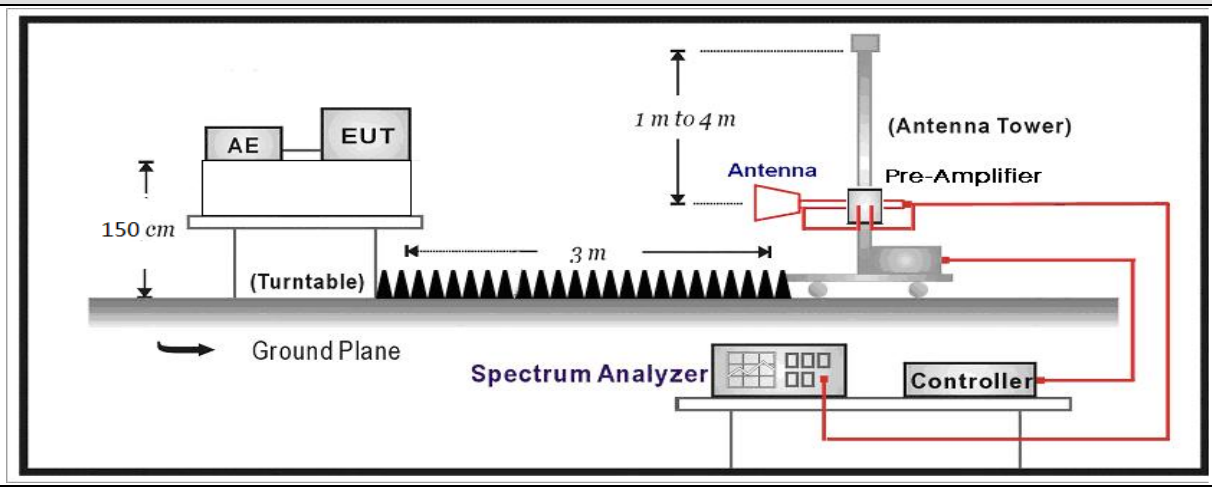

4.3. Limit

For FCC:

Restricted Bands of operation			
Frequency (MHz)	Frequency (MHz)	Frequency (MHz)	Frequency (GHz)
0.090 – 0.110	16.42 – 16.423	399.9 – 410	4.5 – 5.15
0.495 – 0.505	16.69475 –16.69525	608 – 614	5.35 – 5.46
2.1735 – 2.1905	16.80425 – 16.80475	960 – 1240	7.25 – 7.75
4.125 – 4.128	25.5 – 25.67	1300 – 1427	8.025 – 8.5
4.17725 – 4.17775	37.5 – 38.25	1435 – 1626.5	9.0 – 9.2
4.20725 – 4.20775	73 – 74.6	1645.5 – 1646.5	9.3 – 9.5
6.215 – 6.218	74.8 – 75.2	1660 – 1710	10.6 – 12.7
6.26775 – 6.26825	108 – 121.94	1718.8 – 1722.2	13.25 – 13.4
6.31175 – 6.31225	123 – 138	2200 – 2300	14.47 – 14.5
8.291 – 8.294	149.9 – 150.05	2310 – 2390	15.35 – 16.2
8.362 – 8.366	156.52475 – 156.52525	2483.5 – 2500	17.7 – 21.4
8.37625 – 8.38675	156.7 – 156.9	2690 – 2900	22.01 – 23.12
8.81425 – 8.81475	162.0125 – 167.17	3260 – 3267	23.6 – 24.0
12.29 – 12.293	167.72 – 173.2	3332 – 3339	31.2 – 31.8
12.51975–12.52025	240 – 285	3345.8 – 3358	36.43 – 36.5
12.57675–12.57725	322 – 335.4	3600 – 4400	
13.36 – 13.41			

For IC:

Restricted Bands of operation			
Frequency (MHz)	Frequency (MHz)	Frequency (MHz)	Frequency (GHz)
0.090-0.110	13.36-13.41	1645.5-1646.5	13.25-13.4
2.1735-2.1905	16.42-16.423	1660-1710	14.47-14.5
3.020-3.026	16.69475-16.69525	1718.8-1722.2	15.35-16.2
4.125-4.128	16.80425-16.80475	2200-2300	17.7-21.4
4.17725-4.17775	25.5-25.67	2310-2390	22.01-23.12
4.20725-4.20775	37.5-38.25	2655-2900	23.6-24.0
5.677-5.683	73-74.6	3260-3267	31.2-31.8
6.215-6.218	74.8-75.2	3332-3339	36.43-36.5
6.26775-6.26825	108-138	3345.8-3358	Above 38.6
6.31175-6.31225	156.52475-156.52525	3500-4400	
8.291-8.294	156.7-156.9	4500-5150	
8.362-8.366	240-285	5350-5460	
8.37625-8.38675	322-335.4	7250-7750	
8.41425-8.41475	399.9-410	8025-8500	
12.29-12.293	608-614	9.0-9.2	
12.51975-12.52025	960-1427	9.3-9.5	
12.57675-12.57725	1435-1626.5	10.6-12.7	

Restricted Band Emissions Limit			
Frequency (MHz)	Field strength (μ V/m)	Field strength (dB μ V/m)	Measurement distance (m)
0.009 - 0.49	2400/F(kHz)	48.5 – 13.8	300(Note 1)
0.49 - 1.705	24000/F(kHz)	33.8 - 23	30(Note 1)
1.705 - 30	30	29.5	30(Note 1)
30 - 88	100	40	3(Note 2)
88 - 216	150	43.5	3(Note 2)
216 - 960	200	46	3(Note 2)
Above 960	500	54	3(Note 2)

Note 1: At frequencies below 30 MHz, measurements may be performed at a distance closer than that specified in the regulations; however, an attempt should be made to avoid making measurements in the near field. Pending the development of an appropriate measurement procedure for measurements performed below 30 MHz, when performing measurements at a closer distance than specified, the results shall be extrapolated to the specified distance by either making measurements at a minimum of two distances on at least one radial to determine the proper extrapolation factor or by using the square of an inverse linear distance extrapolation factor (40 dB/decade).

Note 2: At frequencies at or above 30 MHz, measurements may be performed at a distance other than what is specified provided: measurements are not made in the near field except where it can be shown that near field measurements are appropriate due to the characteristics of the device; and it can be demonstrated that the signal levels needed to be measured at the distance employed can be detected by the measurement equipment. Measurements shall not be performed at a distance greater than 30 meters unless it can be further demonstrated that measurements at a distance of 30 meters or less are impractical. When performing measurements at a distance other than that specified, the results shall be extrapolated to the specified distance using an extrapolation factor of 20 dB/decade (inverse linear-distance for field strength measurements; inverse-linear-distance-squared for power density measurements).

4.4. Test Procedure

Test Method						
	References Rule				Chapter	Description
☐	ANSI C63.10				11.11	Emissions in non-restricted frequency bands
	☐	ANSI C63.10			11.11.2	Reference level measurement
	☐	ANSI C63.10			11.11.3	Emission level measurement
☒	ANSI C63.10				11.12	Emissions in restricted frequency bands
	☒	ANSI C63.10			11.12.1	Radiated emission measurements
	☒	ANSI C63.10			11.12.2.7	Radiated spurious emission test
		☒	ANSI C63.10		6.4	Radiated emissions from unlicensed wireless devices below 30 MHz
		☒	ANSI C63.10		6.5	Radiated emissions from unlicensed wireless devices in the frequency range of 30 MHz to 1000 MHz
		☒	ANSI C63.10		6.6	Radiated emissions from unlicensed wireless devices above 1 GHz
		☐	ANSI C63.10		11.12.2.3	Quasi-peak measurement procedure
		☒	ANSI C63.10		11.12.2.4	Peak power measurement procedure
		☒	ANSI C63.10		11.12.2.5	Average power measurement procedures
			☐	ANSI C63.10	11.12.2.5.1	Trace averaging with continuous EUT transmission at full power
			☐	ANSI C63.10	11.12.2.5.2	Trace averaging across ON and OFF times of the EUT transmissions followed by duty cycle correction
			☒	ANSI C63.10	11.12.2.5.3	Reduced VBW averaging across ON and OFF times of the EUT transmissions with max hold

4.5. EUT test Axis definition

Item	Emissions in restricted frequency bands			
Device Category	☒	Fixed position use		
	☐	Mobile position use		
Test mode	Mode 1~4			
Test method	☒	Radiated		
		X Axis	Y Axis	Z Axis
			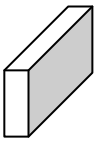	
		Worst Axis ☒	Worst Axis ☐	Worst Axis ☐
	☐	Conducted		
	☐	Chain 1		
		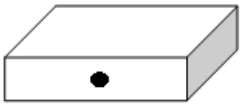		
	☐	Chain 1	Chain 2	
		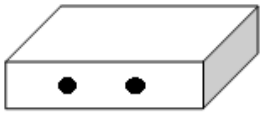		
	☐	Chain 1	Chain 2	Chain 3

4.6. Test Result

Engineer: Vic	
Site: AC5	Time: 2017/05/27 - 18:28
Limit: FCC_Part15.209_RE(3m)	Margin: 0
Probe: Horn_3117_00167055(1-18GHz)	Polarity: Horizontal
EUT: AP	Power: AC 120V/60HZ
Note: Mode1:Transmit 2412MHz by 802.11b Ant0	

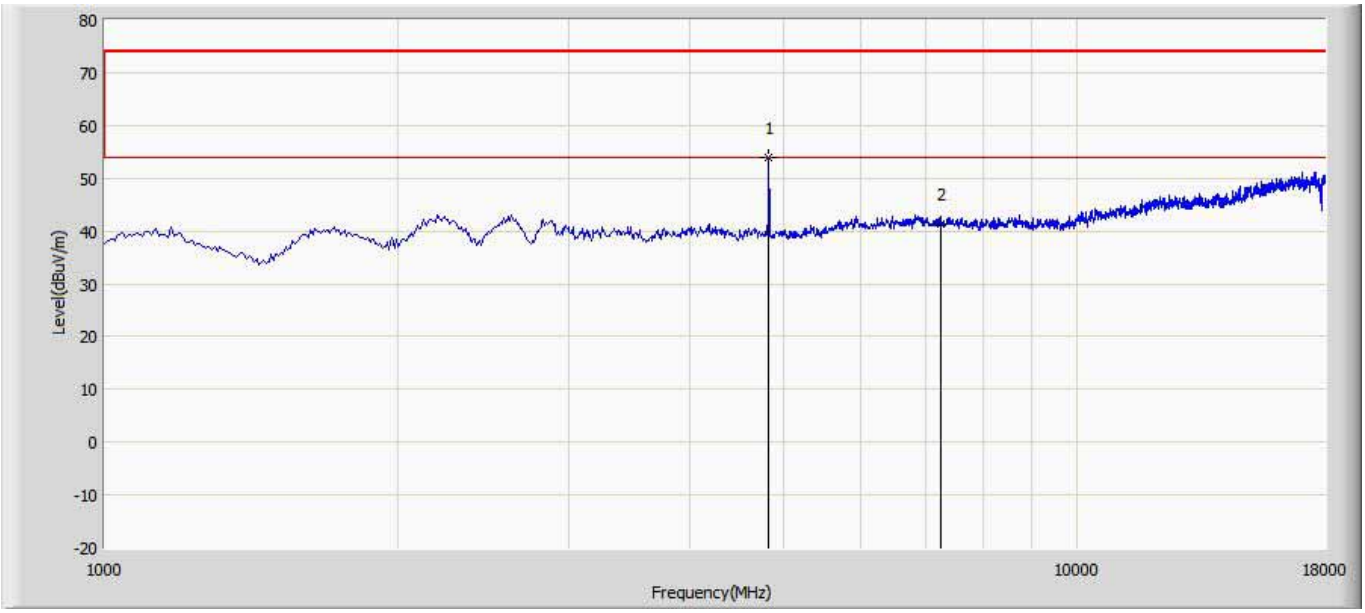

No	Mark	Frequency (MHz)	Measure Level (dBuV/m)	Reading Level (dBuV)	Over Limit (dB)	Limit (dBuV/m)	Factor (dB)	Type
1	*	4825.000	53.855	49.078	-20.145	74.000	4.777	PK
2		7236.000	41.402	33.673	-32.598	74.000	7.729	PK

Engineer: Vic	
Site: AC5	Time: 2017/05/29 - 11:36
Limit: FCC_Part15.209_RE(3m)	Margin: 0
Probe: Horn_3117_00167055(1-18GHz)	Polarity: Vertical
EUT: AP	Power: AC 120V/60HZ
Note: Mode1:Transmit 2412MHz by 802.11b Ant0	

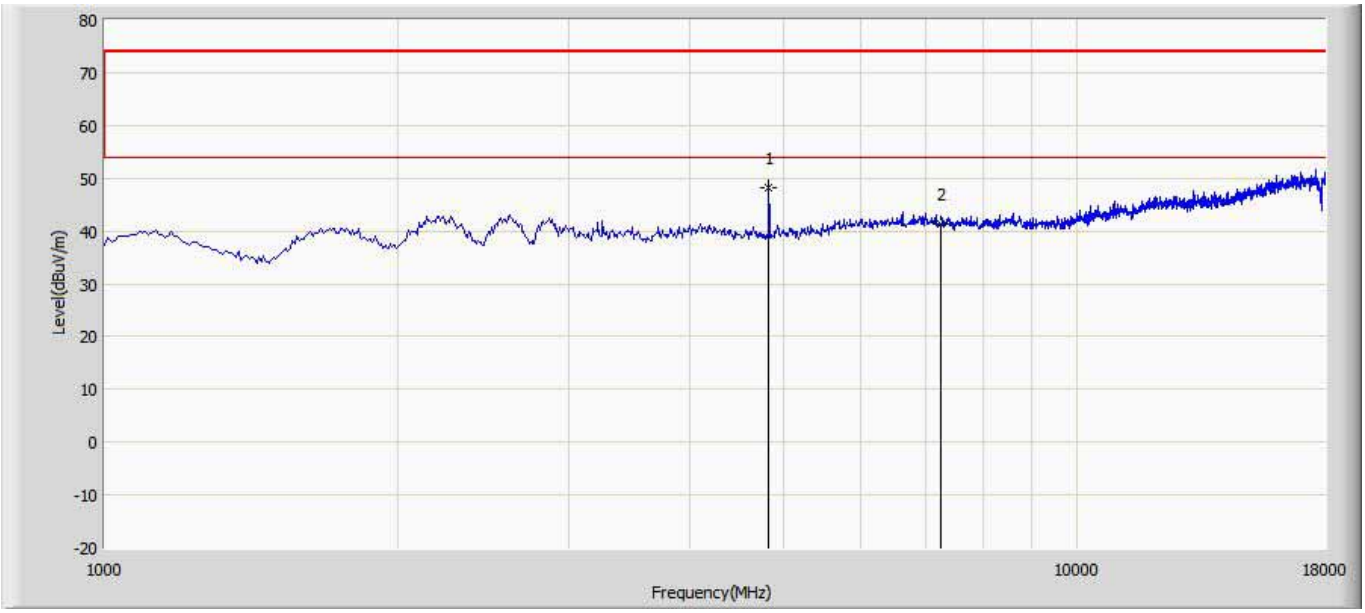

No	Mark	Frequency (MHz)	Measure Level (dBuV/m)	Reading Level (dBuV)	Over Limit (dB)	Limit (dBuV/m)	Factor (dB)	Type
1	*	4824.000	48.263	43.493	-25.737	74.000	4.771	PK
2		7236.000	41.320	33.591	-32.680	74.000	7.729	PK

Engineer: Vic	
Site: AC5	Time: 2017/05/29 - 11:38
Limit: FCC_Part15.209_RE(3m)	Margin: 0
Probe: Horn_3117_00167055(1-18GHz)	Polarity: Horizontal
EUT: AP	Power: AC 120V/60HZ
Note: Mode1:Transmit 2412MHz by 802.11b Ant1	

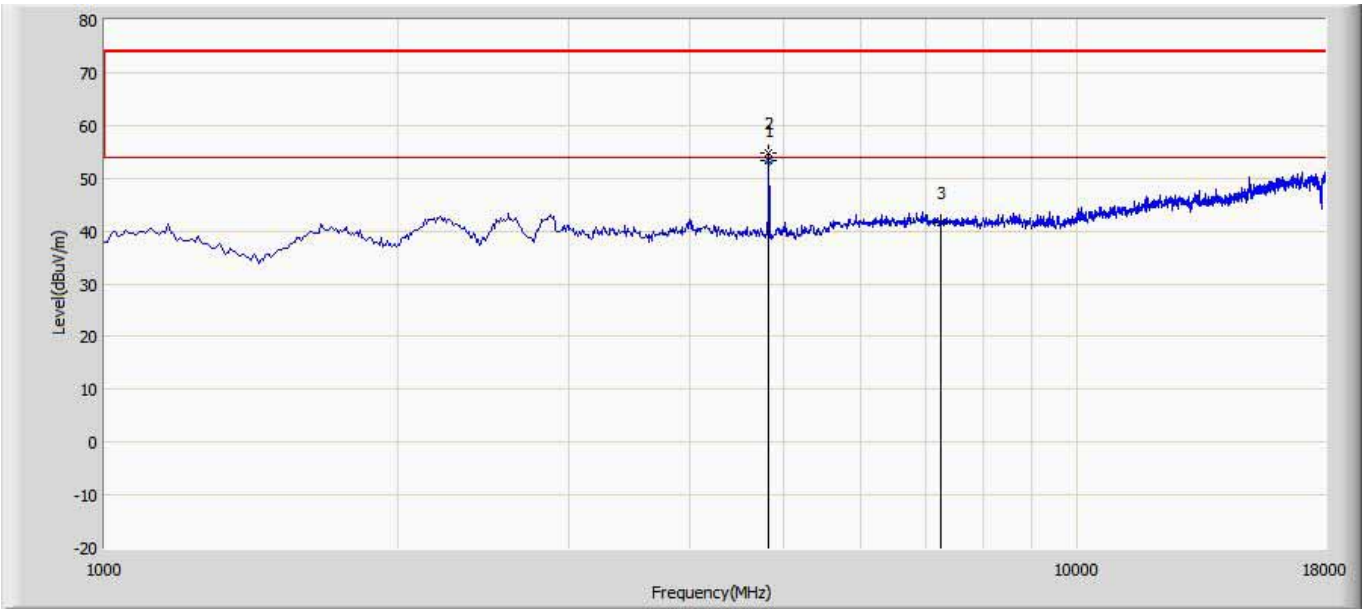

No	Mark	Frequency (MHz)	Measure Level (dBuV/m)	Reading Level (dBuV)	Over Limit (dB)	Limit (dBuV/m)	Factor (dB)	Type
1	*	4824.000	53.370	48.600	-0.630	54.000	4.771	AV
2		4825.000	54.665	49.888	-19.335	74.000	4.777	PK
3		7236.000	41.641	33.912	-32.359	74.000	7.729	PK

Engineer: Vic	
Site: AC5	Time: 2017/05/29 - 11:54
Limit: FCC_Part15.209_RE(3m)	Margin: 0
Probe: Horn_3117_00167055(1-18GHz)	Polarity: Vertical
EUT: AP	Power: AC 120V/60HZ
Note: Mode1:Transmit 2412MHz by 802.11b Ant1	

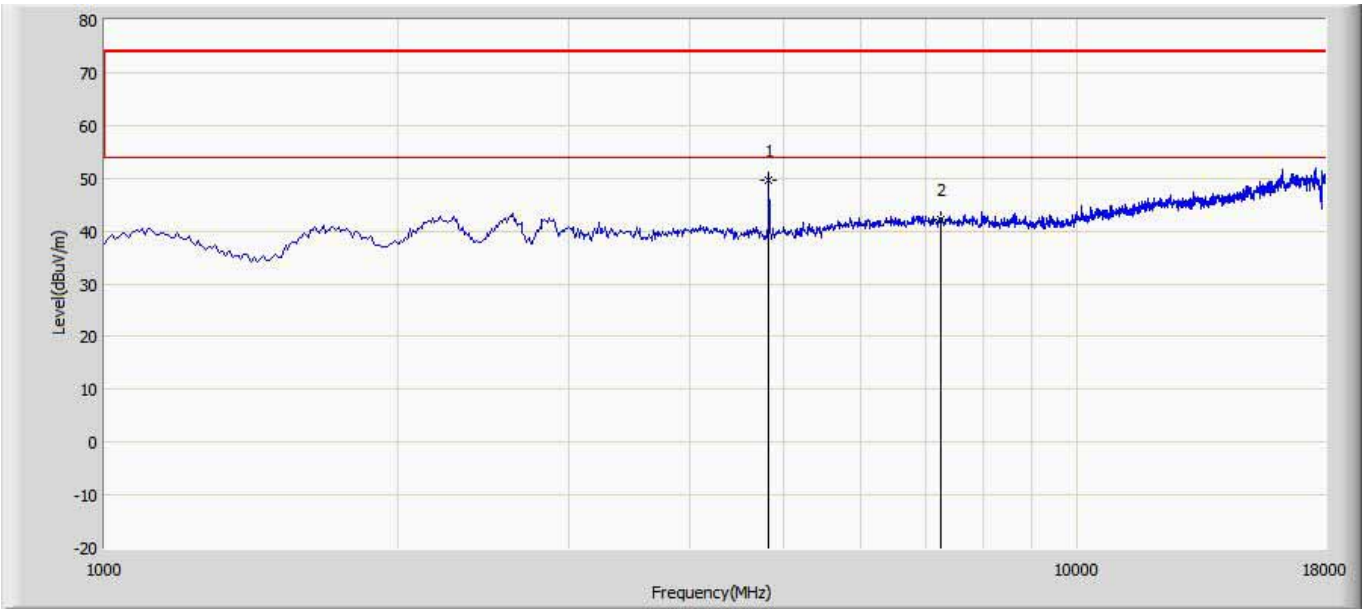

No	Mark	Frequency (MHz)	Measure Level (dBuV/m)	Reading Level (dBuV)	Over Limit (dB)	Limit (dBuV/m)	Factor (dB)	Type
1	*	4824.000	49.667	44.897	-24.333	74.000	4.771	PK
2		7236.000	42.222	34.493	-31.778	74.000	7.729	PK

Engineer: Vic	
Site: AC5	Time: 2017/05/29 - 11:56
Limit: FCC_Part15.209_RE(3m)	Margin: 0
Probe: Horn_3117_00167055(1-18GHz)	Polarity: Horizontal
EUT: AP	Power: AC 120V/60HZ
Note: Mode1:Transmit 2412MHz by 802.11b Ant1+2	

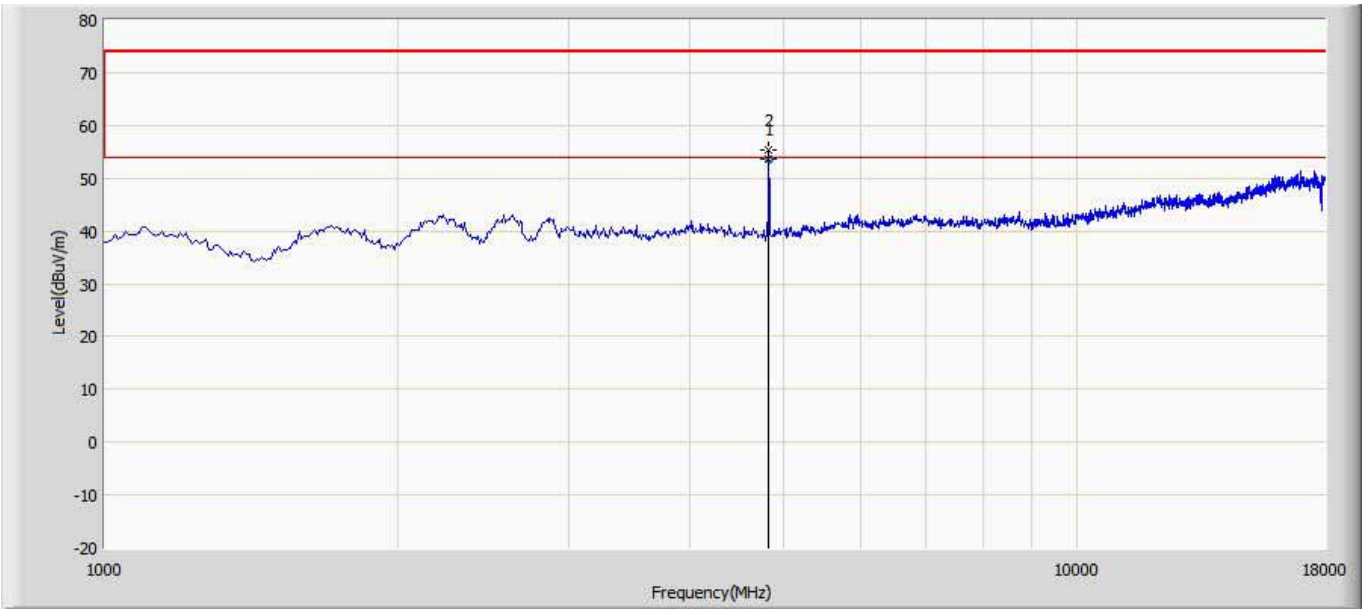

No	Mark	Frequency (MHz)	Measure Level (dBuV/m)	Reading Level (dBuV)	Over Limit (dB)	Limit (dBuV/m)	Factor (dB)	Type
1	*	4824.200	53.611	48.840	-0.389	54.000	4.771	AV
2		4825.000	55.470	50.693	-18.530	74.000	4.777	PK

Engineer: Vic	
Site: AC5	Time: 2017/05/29 - 12:02
Limit: FCC_Part15.209_RE(3m)	Margin: 0
Probe: Horn_3117_00167055(1-18GHz)	Polarity: Vertical
EUT: AP	Power: AC 120V/60HZ
Note: Mode1:Transmit 2412MHz by 802.11b Ant1+2	

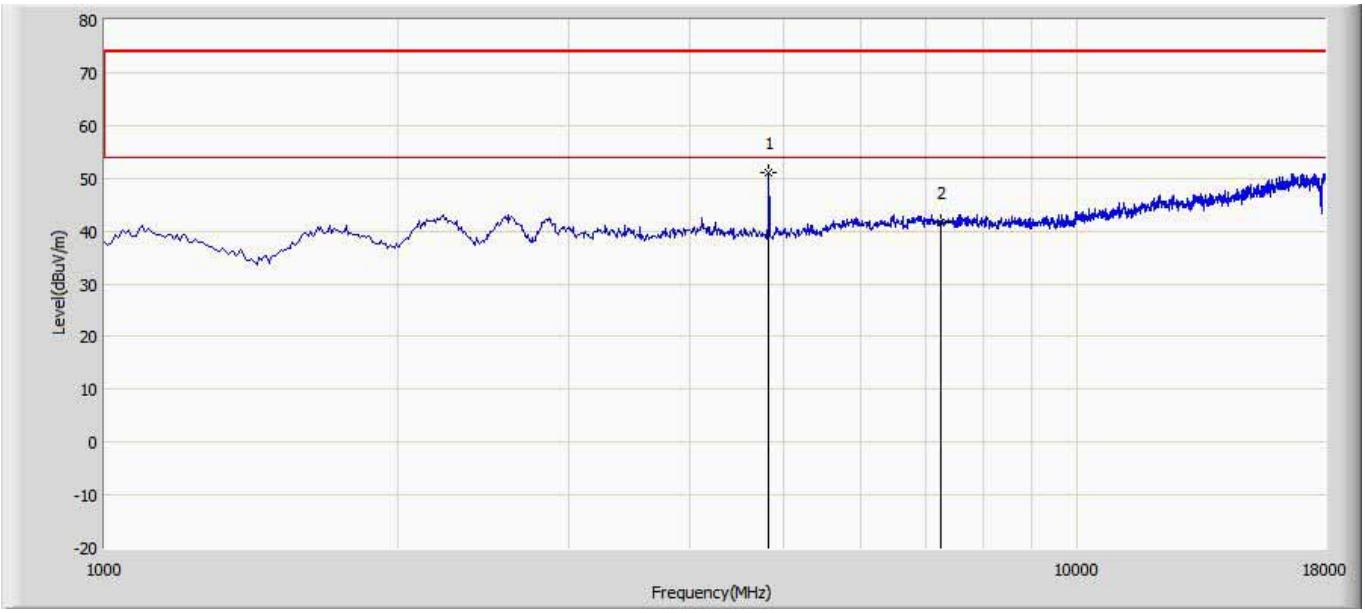

No	Mark	Frequency (MHz)	Measure Level (dBuV/m)	Reading Level (dBuV)	Over Limit (dB)	Limit (dBuV/m)	Factor (dB)	Type
1	*	4825.000	51.076	46.299	-22.924	74.000	4.777	PK
2		7236.000	41.473	33.744	-32.527	74.000	7.729	PK

Engineer: Vic	
Site: AC5	Time: 2017/05/29 - 12:05
Limit: FCC_Part15.209_RE(3m)	Margin: 0
Probe: Horn_3117_00167055(1-18GHz)	Polarity: Horizontal
EUT: AP	Power: AC 120V/60HZ
Note: Mode1:Transmit 2437MHz by 802.11b Ant0	

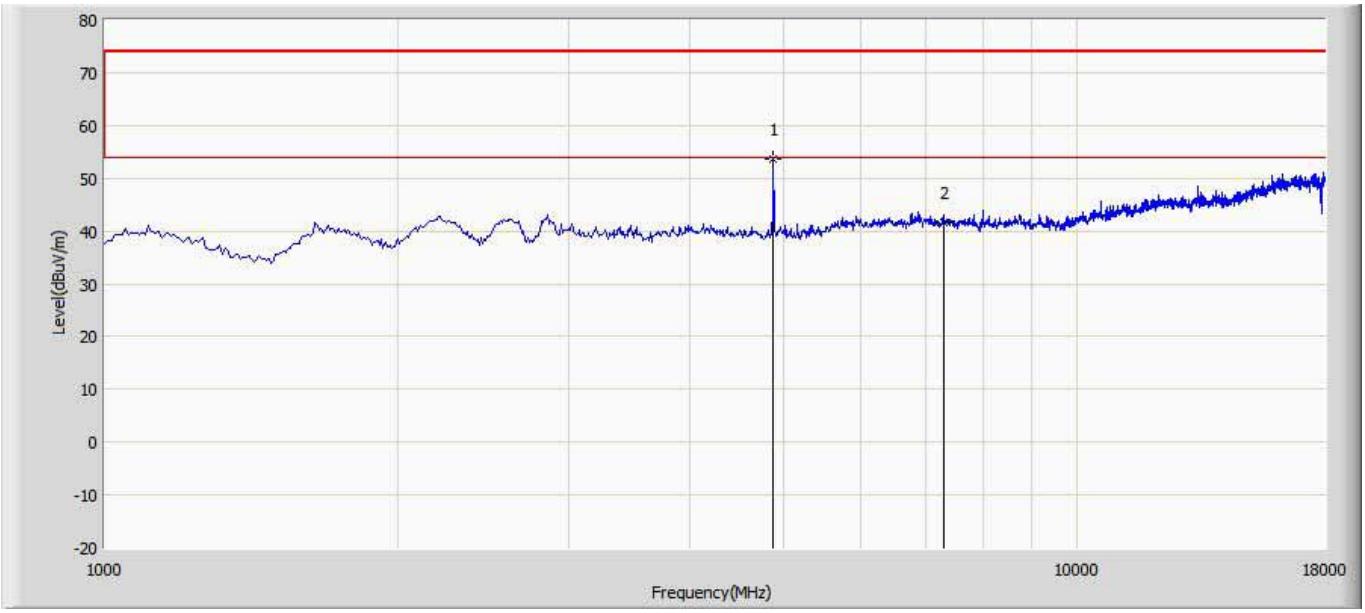

No	Mark	Frequency (MHz)	Measure Level (dBuV/m)	Reading Level (dBuV)	Over Limit (dB)	Limit (dBuV/m)	Factor (dB)	Type
1	*	4876.000	53.662	48.649	-20.338	74.000	5.013	PK
2		7311.000	41.504	33.641	-32.496	74.000	7.863	PK

Engineer: Vic	
Site: AC5	Time: 2017/05/29 - 12:08
Limit: FCC_Part15.209_RE(3m)	Margin: 0
Probe: Horn_3117_00167055(1-18GHz)	Polarity: Vertical
EUT: AP	Power: AC 120V/60HZ
Note: Mode1:Transmit 2437MHz by 802.11b Ant0	

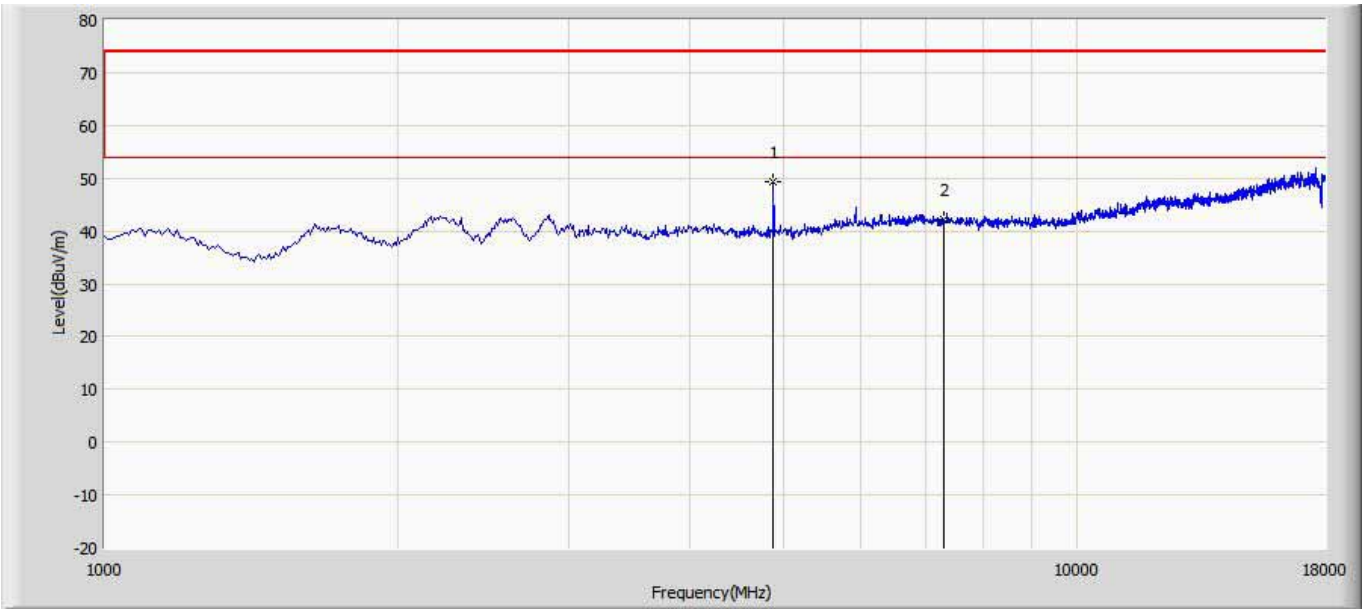

No	Mark	Frequency (MHz)	Measure Level (dBuV/m)	Reading Level (dBuV)	Over Limit (dB)	Limit (dBuV/m)	Factor (dB)	Type
1	*	4876.000	49.231	44.218	-24.769	74.000	5.013	PK
2		7311.000	42.137	34.274	-31.863	74.000	7.863	PK

Engineer: Vic	
Site: AC5	Time: 2017/05/29 - 12:10
Limit: FCC_Part15.209_RE(3m)	Margin: 0
Probe: Horn_3117_00167055(1-18GHz)	Polarity: Horizontal
EUT: AP	Power: AC 120V/60HZ
Note: Mode1:Transmit 2437MHz by 802.11b Ant1	

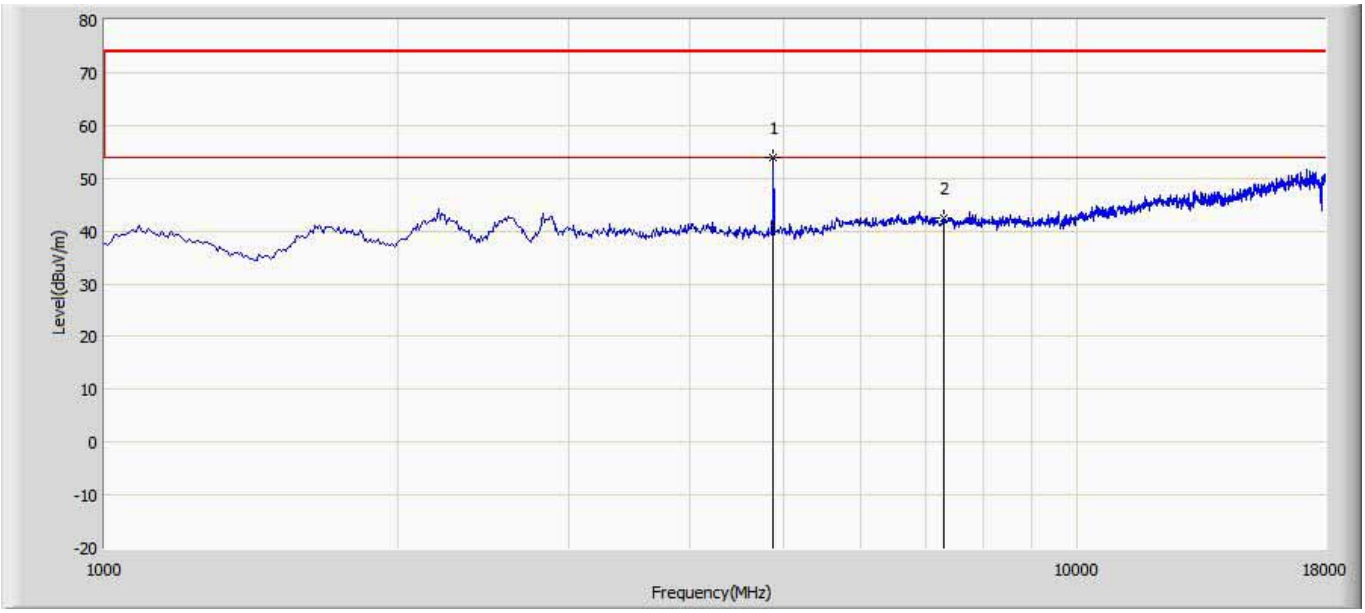

No	Mark	Frequency (MHz)	Measure Level (dBuV/m)	Reading Level (dBuV)	Over Limit (dB)	Limit (dBuV/m)	Factor (dB)	Type
1	*	4876.000	53.903	48.890	-20.097	74.000	5.013	PK
2		7311.000	42.435	34.572	-31.565	74.000	7.863	PK

Engineer: Vic	
Site: AC5	Time: 2017/05/29 - 12:21
Limit: FCC_Part15.209_RE(3m)	Margin: 0
Probe: Horn_3117_00167055(1-18GHz)	Polarity: Vertical
EUT: AP	Power: AC 120V/60HZ
Note: Mode1:Transmit 2437MHz by 802.11b Ant1	

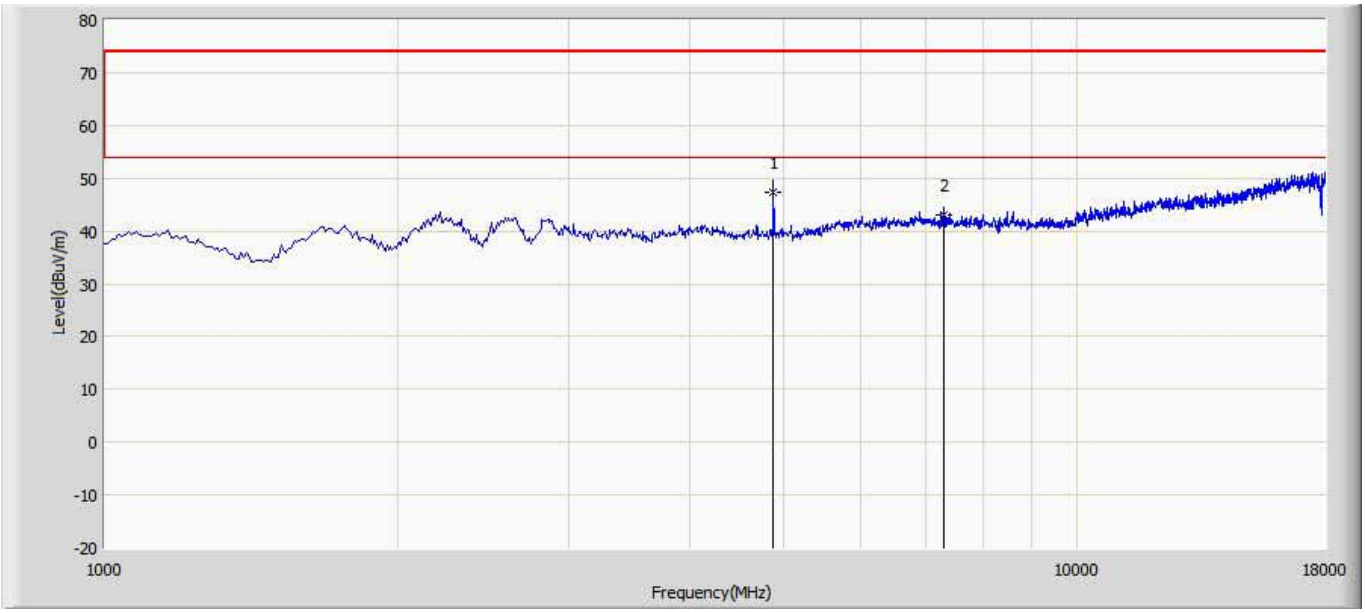

No	Mark	Frequency (MHz)	Measure Level (dBuV/m)	Reading Level (dBuV)	Over Limit (dB)	Limit (dBuV/m)	Factor (dB)	Type
1	*	4874.000	47.420	42.426	-26.580	74.000	4.994	PK
2		7311.000	43.010	35.147	-30.990	74.000	7.863	PK

Engineer: Vic	
Site: AC5	Time: 2017/05/29 - 12:23
Limit: FCC_Part15.209_RE(3m)	Margin: 0
Probe: Horn_3117_00167055(1-18GHz)	Polarity: Horizontal
EUT: AP	Power: AC 120V/60HZ
Note: Mode1:Transmit 2437MHz by 802.11b Ant0+1	

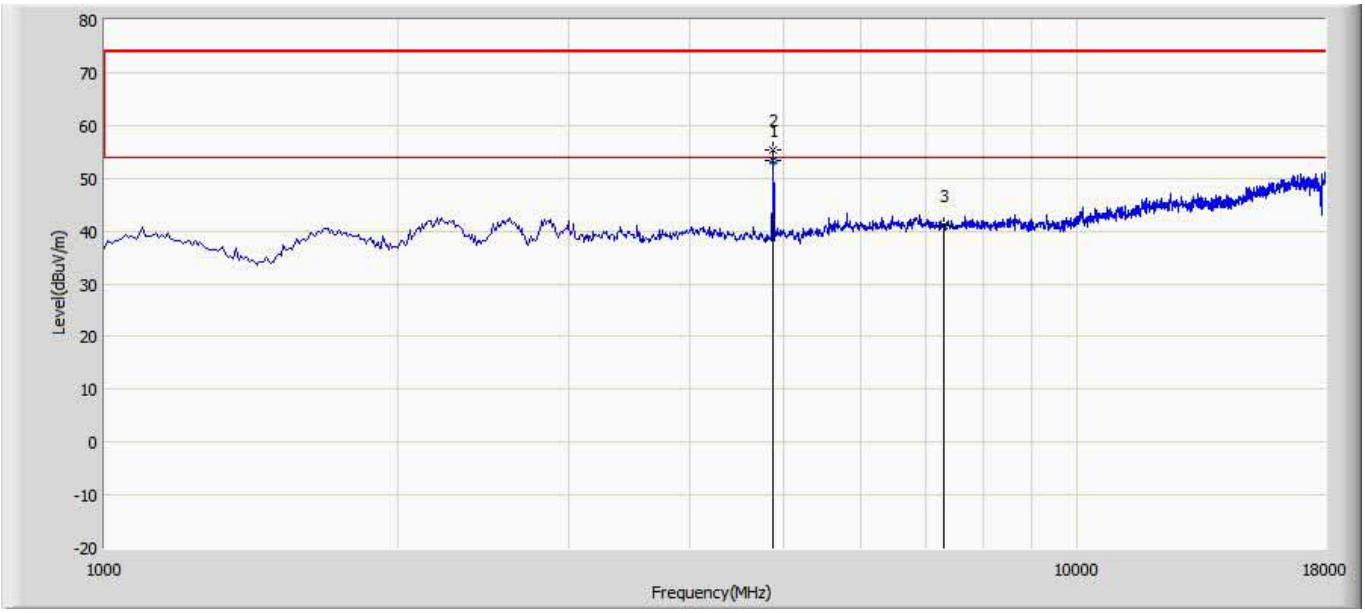

No	Mark	Frequency (MHz)	Measure Level (dBuV/m)	Reading Level (dBuV)	Over Limit (dB)	Limit (dBuV/m)	Factor (dB)	Type
1	*	4874.000	53.494	48.500	-0.506	54.000	4.994	AV
2		4876.000	55.474	50.461	-18.526	74.000	5.013	PK
3		7311.000	41.098	33.235	-32.902	74.000	7.863	PK

Engineer: Vic	
Site: AC5	Time: 2017/05/29 - 12:30
Limit: FCC_Part15.209_RE(3m)	Margin: 0
Probe: Horn_3117_00167055(1-18GHz)	Polarity: Vertical
EUT: AP	Power: AC 120V/60HZ
Note: Mode1:Transmit 2437MHz by 802.11b Ant0+1	

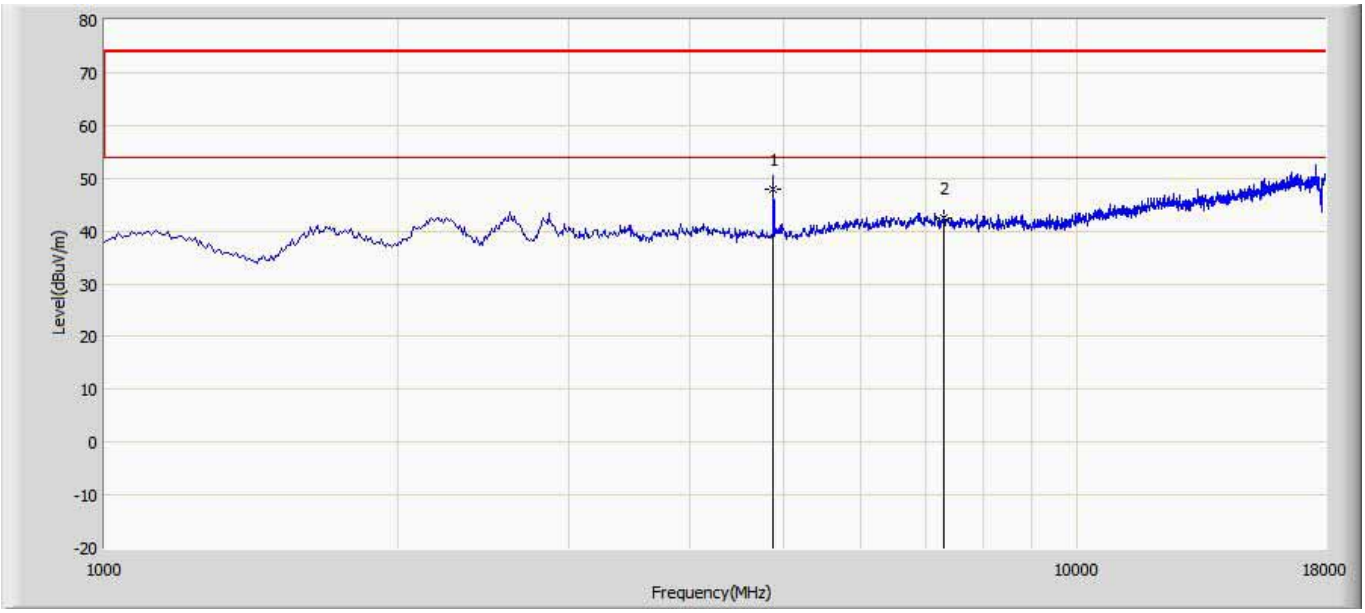

No	Mark	Frequency (MHz)	Measure Level (dBuV/m)	Reading Level (dBuV)	Over Limit (dB)	Limit (dBuV/m)	Factor (dB)	Type
1	*	4874.000	48.023	43.029	-25.977	74.000	4.994	PK
2		7311.000	42.427	34.564	-31.573	74.000	7.863	PK

Engineer: Vic	
Site: AC5	Time: 2017/05/29 - 12:33
Limit: FCC_Part15.209_RE(3m)	Margin: 0
Probe: Horn_3117_00167055(1-18GHz)	Polarity: Horizontal
EUT: AP	Power: AC 120V/60HZ
Note: Mode1:Transmit 2462MHz by 802.11b Ant0	

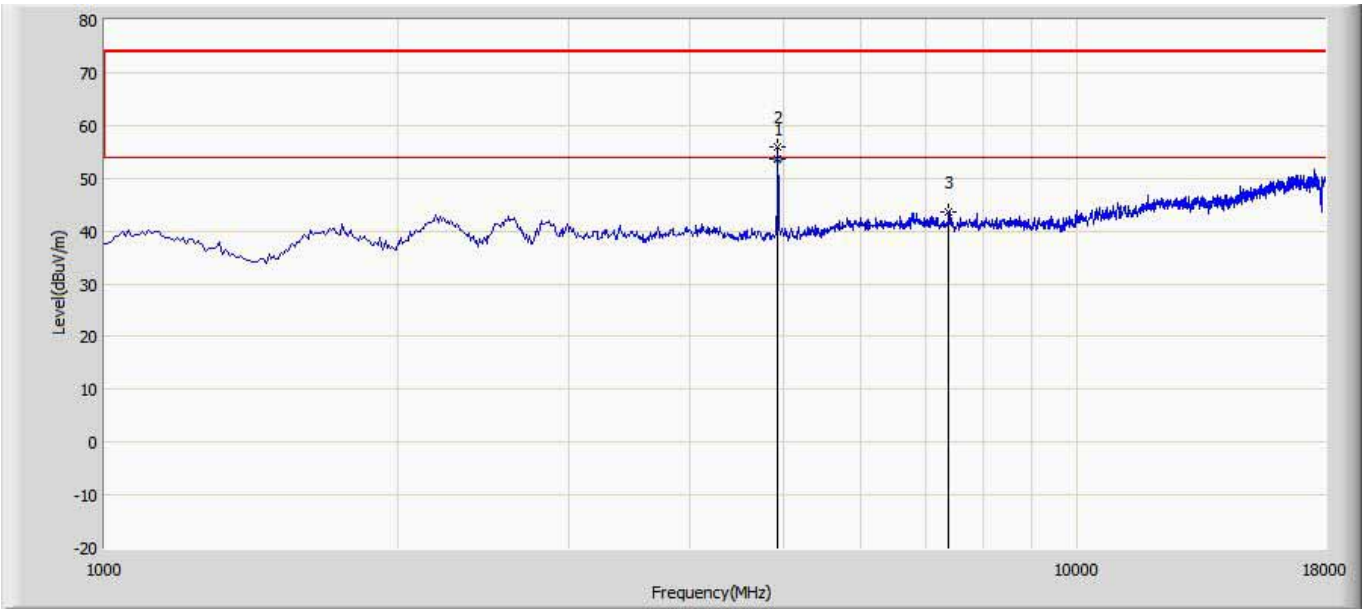

No	Mark	Frequency (MHz)	Measure Level (dBuV/m)	Reading Level (dBuV)	Over Limit (dB)	Limit (dBuV/m)	Factor (dB)	Type
1	*	4924.000	53.590	48.600	-0.410	54.000	4.989	AV
2		4927.000	55.826	50.796	-18.174	74.000	5.030	PK
3		7386.000	43.642	35.807	-30.358	74.000	7.834	PK

Engineer: Vic	
Site: AC5	Time: 2017/05/29 - 12:35
Limit: FCC_Part15.209_RE(3m)	Margin: 0
Probe: Horn_3117_00167055(1-18GHz)	Polarity: Vertical
EUT: AP	Power: AC 120V/60HZ
Note: Mode1:Transmit 2462MHz by 802.11b Ant0	

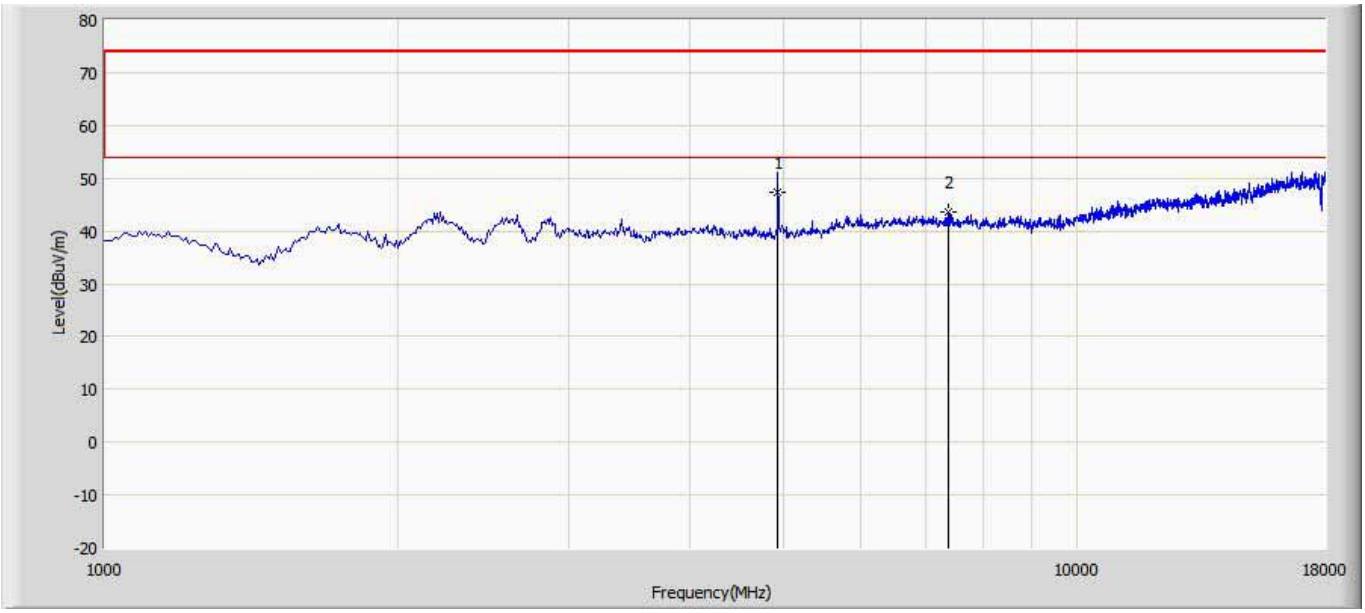

No	Mark	Frequency (MHz)	Measure Level (dBuV/m)	Reading Level (dBuV)	Over Limit (dB)	Limit (dBuV/m)	Factor (dB)	Type
1	*	4924.000	47.456	42.466	-26.544	74.000	4.989	PK
2		7386.000	43.562	35.727	-30.438	74.000	7.834	PK

Engineer: Vic	
Site: AC5	Time: 2017/05/29 - 12:37
Limit: FCC_Part15.209_RE(3m)	Margin: 0
Probe: Horn_3117_00167055(1-18GHz)	Polarity: Horizontal
EUT: AP	Power: AC 120V/60HZ
Note: Mode1:Transmit 2462MHz by 802.11b Ant1	

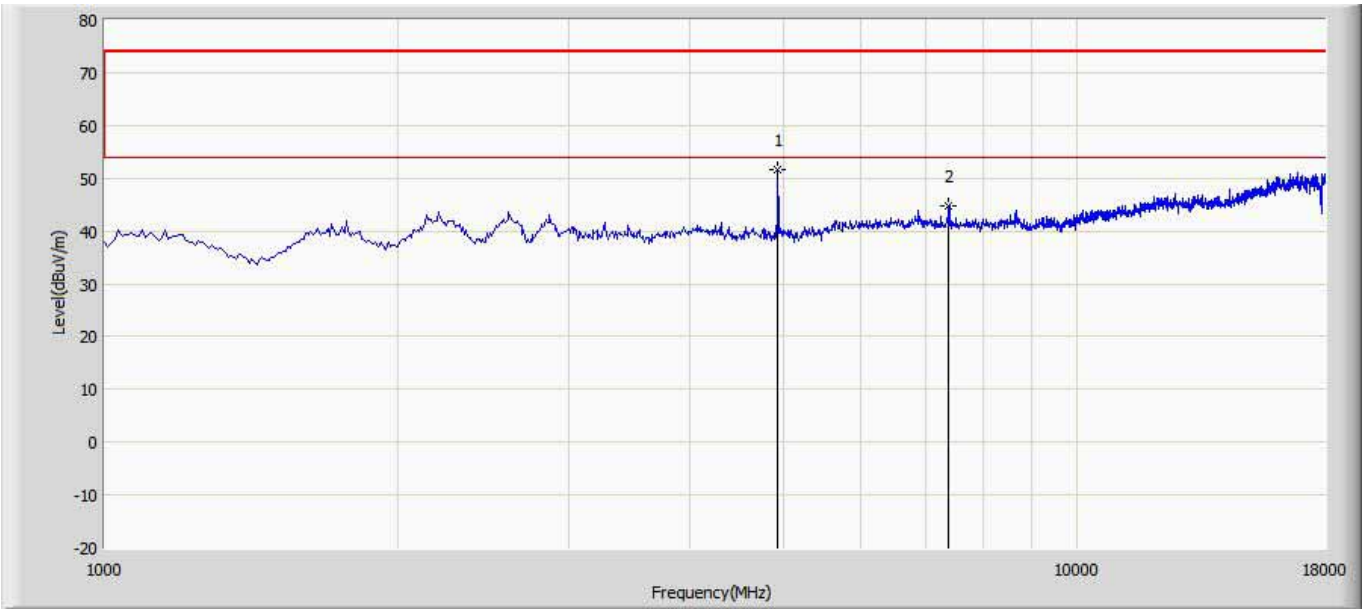

No	Mark	Frequency (MHz)	Measure Level (dBuV/m)	Reading Level (dBuV)	Over Limit (dB)	Limit (dBuV/m)	Factor (dB)	Type
1	*	4927.000	51.769	46.739	-22.231	74.000	5.030	PK
2		7386.000	44.624	36.789	-29.376	74.000	7.834	PK

Engineer: Vic	
Site: AC5	Time: 2017/05/29 - 12:43
Limit: FCC_Part15.209_RE(3m)	Margin: 0
Probe: Horn_3117_00167055(1-18GHz)	Polarity: Vertical
EUT: AP	Power: AC 120V/60HZ
Note: Mode1:Transmit 2462MHz by 802.11b Ant1	

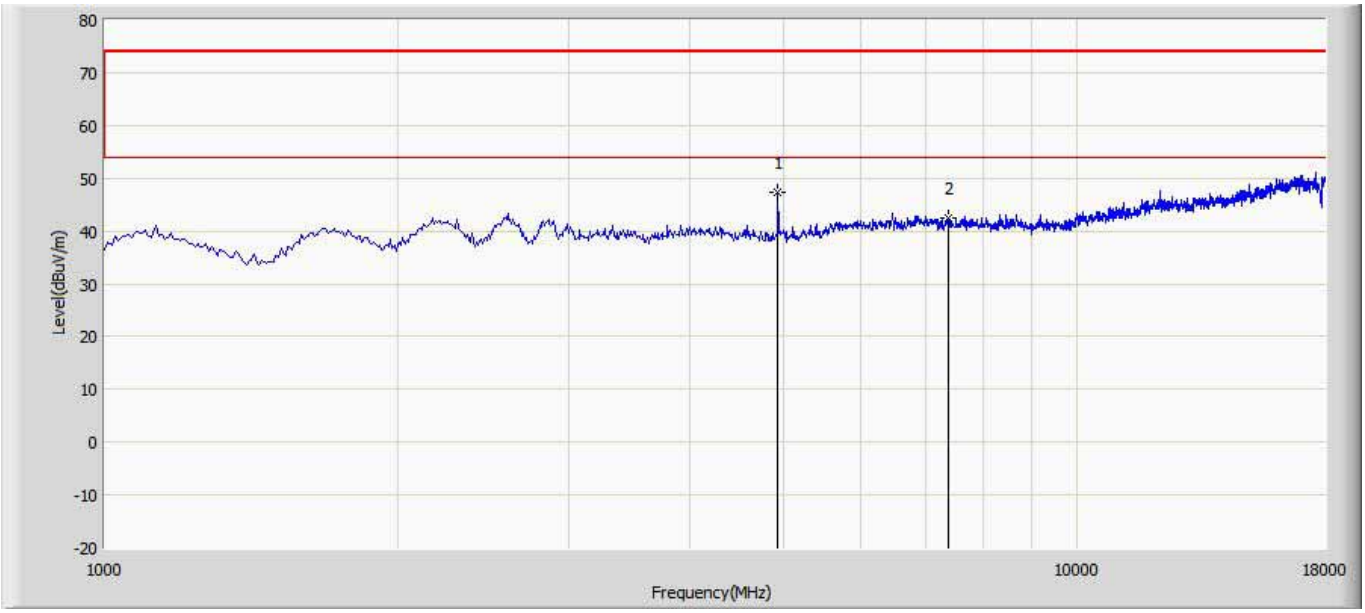

No	Mark	Frequency (MHz)	Measure Level (dBuV/m)	Reading Level (dBuV)	Over Limit (dB)	Limit (dBuV/m)	Factor (dB)	Type
1	*	4927.000	47.428	42.398	-26.572	74.000	5.030	PK
2		7386.000	42.447	34.612	-31.553	74.000	7.834	PK

Engineer: Vic	
Site: AC5	Time: 2017/05/29 - 12:45
Limit: FCC_Part15.209_RE(3m)	Margin: 0
Probe: Horn_3117_00167055(1-18GHz)	Polarity: Horizontal
EUT: AP	Power: AC 120V/60HZ
Note: Mode1:Transmit 2462MHz by 802.11b Ant0+1	

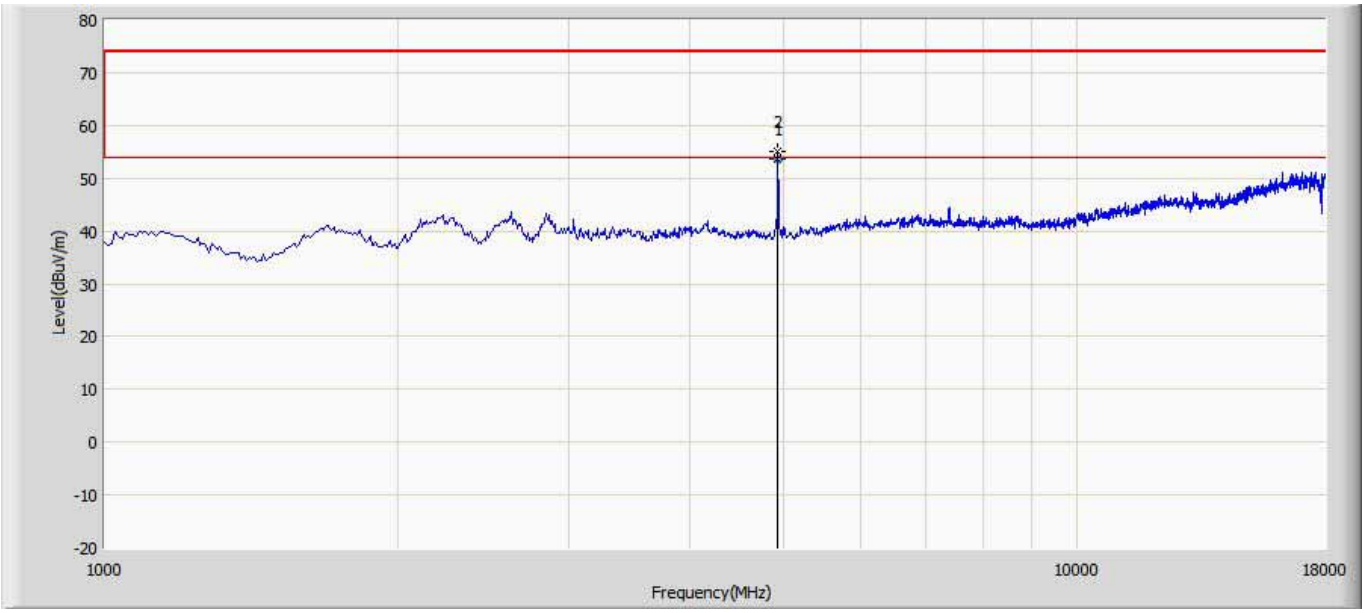

No	Mark	Frequency (MHz)	Measure Level (dBuV/m)	Reading Level (dBuV)	Over Limit (dB)	Limit (dBuV/m)	Factor (dB)	Type
1	*	4924.300	53.604	48.610	-0.396	54.000	4.995	AV
2		4927.000	55.003	49.973	-18.997	74.000	5.030	PK

Engineer: Vic	
Site: AC5	Time: 2017/05/29 - 12:48
Limit: FCC_Part15.209_RE(3m)	Margin: 0
Probe: Horn_3117_00167055(1-18GHz)	Polarity: Vertical
EUT: AP	Power: AC 120V/60HZ
Note: Mode1:Transmit 2462MHz by 802.11b Ant0+1	

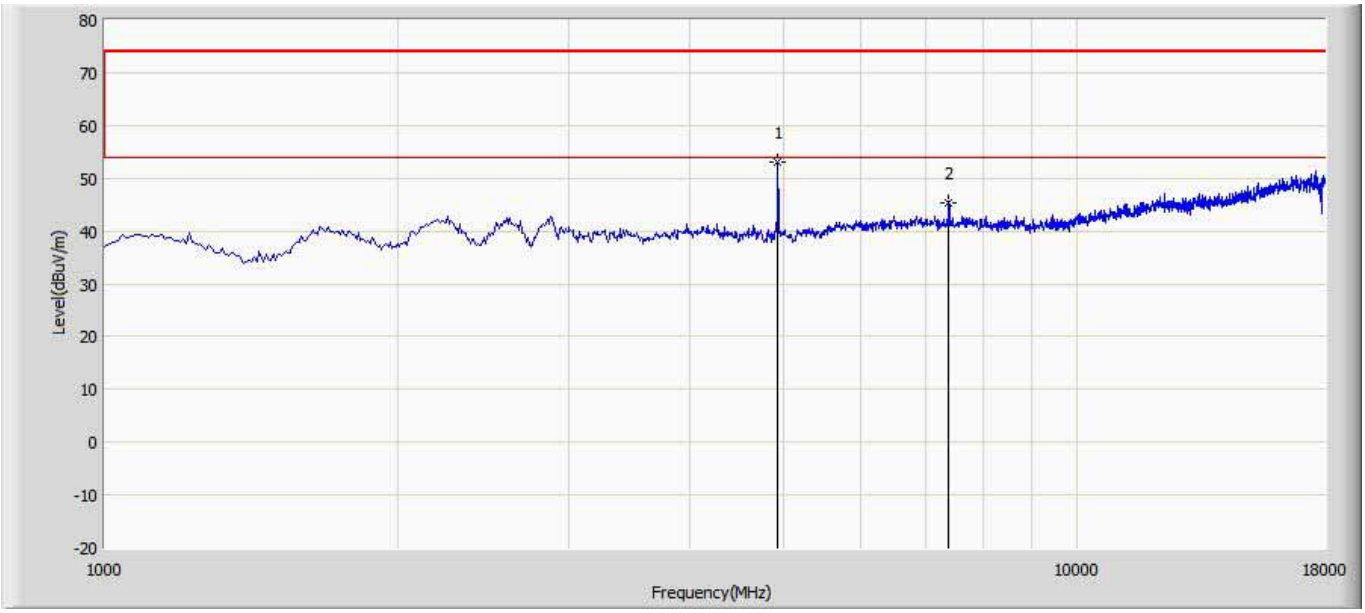

No	Mark	Frequency (MHz)	Measure Level (dBuV/m)	Reading Level (dBuV)	Over Limit (dB)	Limit (dBuV/m)	Factor (dB)	Type
1	*	4927.000	53.121	48.091	-20.879	74.000	5.030	PK
2		7386.000	45.274	37.439	-28.726	74.000	7.834	PK

Engineer: Vic	
Site: AC5	Time: 2017/05/29 - 12:50
Limit: FCC_Part15.209_RE(3m)	Margin: 0
Probe: Horn_3117_00167055(1-18GHz)	Polarity: Horizontal
EUT: AP	Power: AC 120V/60HZ
Note: Mode1:Transmit 2412MHz by 802.11g Ant0	

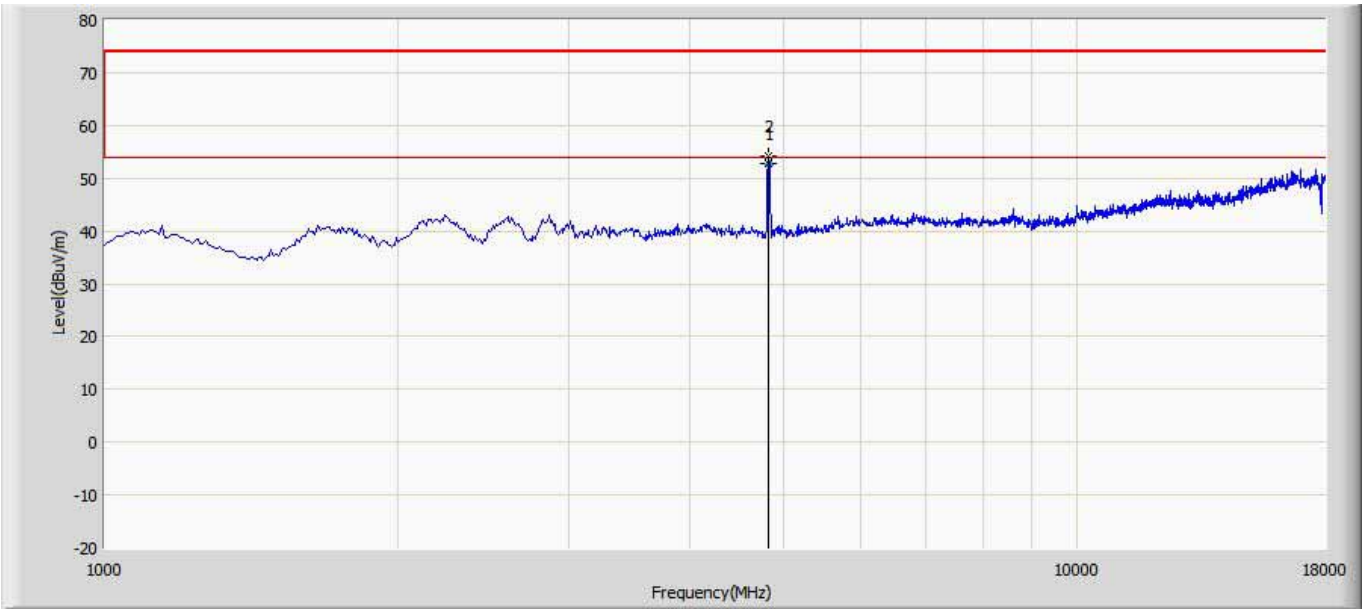

No	Mark	Frequency (MHz)	Measure Level (dBuV/m)	Reading Level (dBuV)	Over Limit (dB)	Limit (dBuV/m)	Factor (dB)	Type
1	*	4824.000	52.890	48.120	-1.110	54.000	4.771	AV
2		4825.000	54.184	49.407	-19.816	74.000	4.777	PK

Engineer: Vic	
Site: AC5	Time: 2017/05/29 - 12:58
Limit: FCC_Part15.209_RE(3m)	Margin: 0
Probe: Horn_3117_00167055(1-18GHz)	Polarity: Vertical
EUT: AP	Power: AC 120V/60HZ
Note: Mode1:Transmit 2412MHz by 802.11g Ant0	

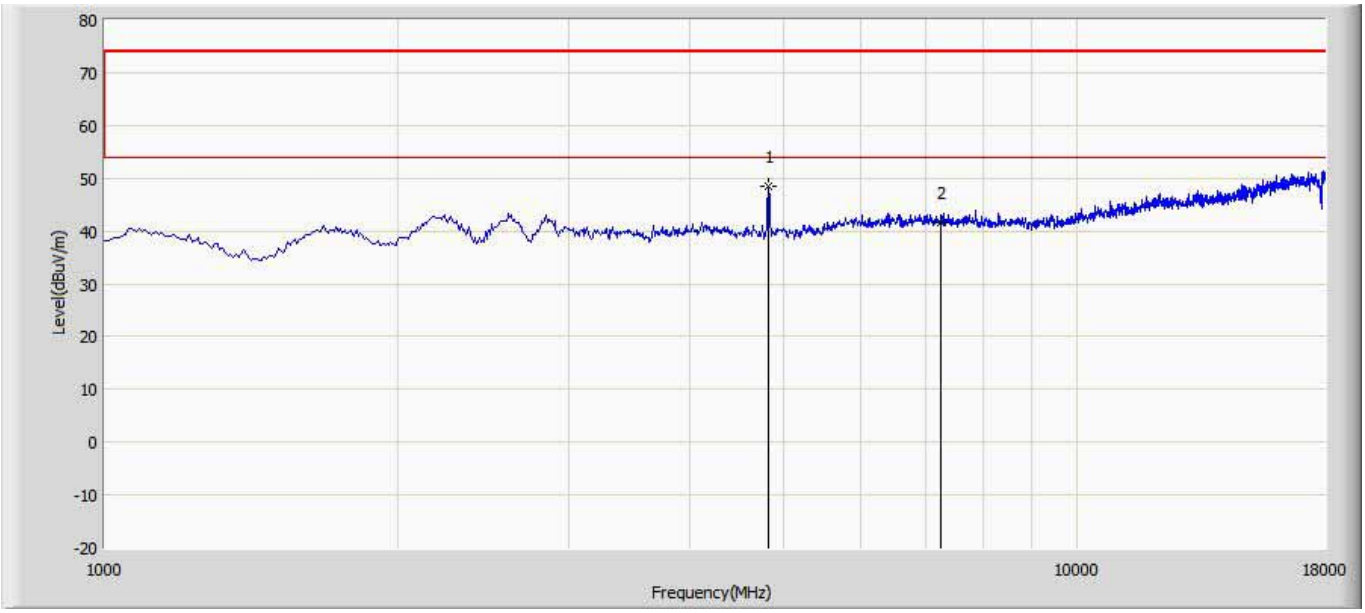

No	Mark	Frequency (MHz)	Measure Level (dBuV/m)	Reading Level (dBuV)	Over Limit (dB)	Limit (dBuV/m)	Factor (dB)	Type
1	*	4825.000	48.484	43.707	-25.516	74.000	4.777	PK
2		7236.000	41.674	33.945	-32.326	74.000	7.729	PK

Engineer: Vic	
Site: AC5	Time: 2017/05/29 - 13:00
Limit: FCC_Part15.209_RE(3m)	Margin: 0
Probe: Horn_3117_00167055(1-18GHz)	Polarity: Horizontal
EUT: AP	Power: AC 120V/60HZ
Note: Mode1:Transmit 2412MHz by 802.11g Ant1	

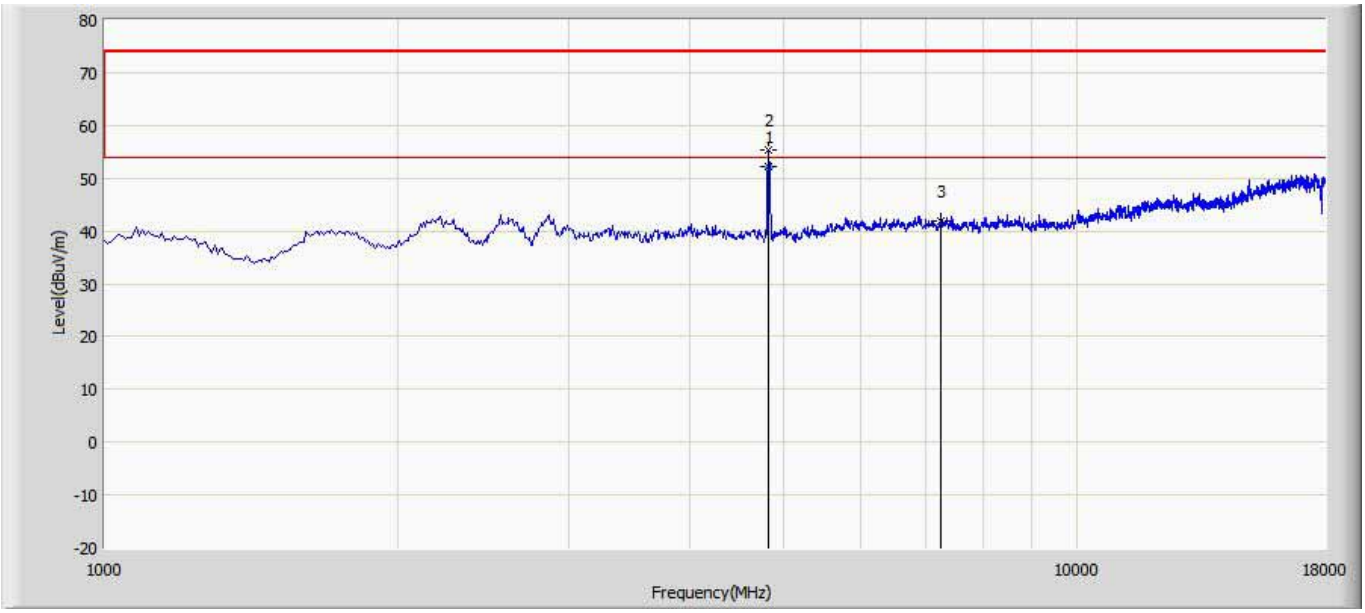

No	Mark	Frequency (MHz)	Measure Level (dBuV/m)	Reading Level (dBuV)	Over Limit (dB)	Limit (dBuV/m)	Factor (dB)	Type
1	*	4824.230	52.082	47.310	-1.918	54.000	4.772	AV
2		4825.000	55.369	50.592	-18.631	74.000	4.777	PK
3		7236.000	41.783	34.054	-32.217	74.000	7.729	PK

Engineer: Vic	
Site: AC5	Time: 2017/05/29 - 13:15
Limit: FCC_Part15.209_RE(3m)	Margin: 0
Probe: Horn_3117_00167055(1-18GHz)	Polarity: Vertical
EUT: AP	Power: AC 120V/60HZ
Note: Mode1:Transmit 2412MHz by 802.11g Ant1	

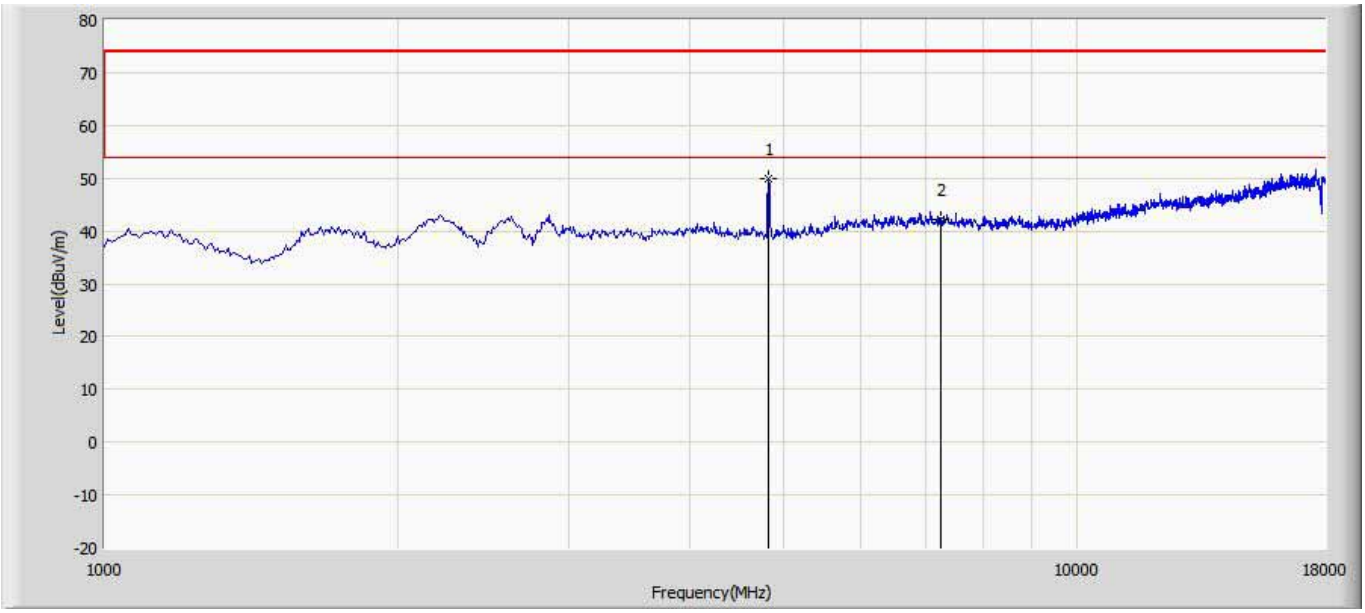

No	Mark	Frequency (MHz)	Measure Level (dBuV/m)	Reading Level (dBuV)	Over Limit (dB)	Limit (dBuV/m)	Factor (dB)	Type
1	*	4825.000	49.774	44.997	-24.226	74.000	4.777	PK
2		7236.000	42.145	34.416	-31.855	74.000	7.729	PK

Engineer: Vic	
Site: AC5	Time: 2017/05/29 - 13:17
Limit: FCC_Part15.209_RE(3m)	Margin: 0
Probe: Horn_3117_00167055(1-18GHz)	Polarity: Horizontal
EUT: AP	Power: AC 120V/60HZ
Note: Mode1:Transmit 2412MHz by 802.11g Ant0+1	

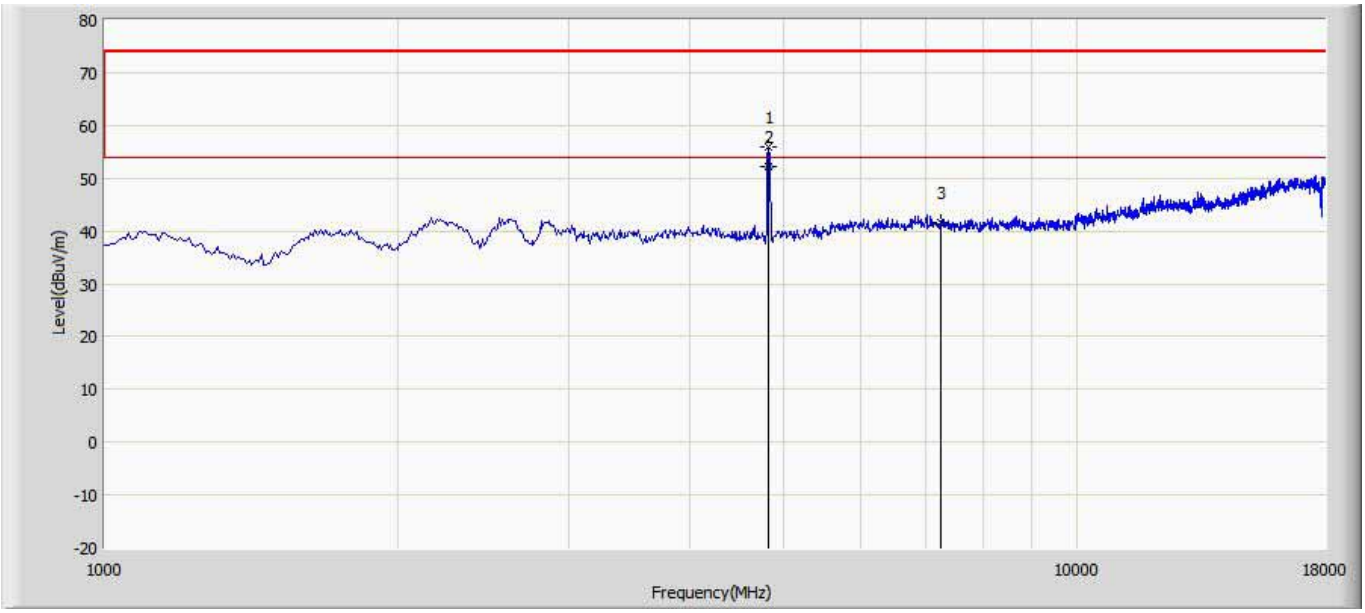

No	Mark	Frequency (MHz)	Measure Level (dBuV/m)	Reading Level (dBuV)	Over Limit (dB)	Limit (dBuV/m)	Factor (dB)	Type
1		4816.500	55.918	51.197	-18.082	74.000	4.722	PK
2	*	4824.000	52.130	47.360	-1.870	54.000	4.771	AV
3		7236.000	41.567	33.838	-32.433	74.000	7.729	PK

Engineer: Vic	
Site: AC5	Time: 2017/05/29 - 13:18
Limit: FCC_Part15.209_RE(3m)	Margin: 0
Probe: Horn_3117_00167055(1-18GHz)	Polarity: Vertical
EUT: AP	Power: AC 120V/60HZ
Note: Mode1:Transmit 2412MHz by 802.11g Ant0+1	

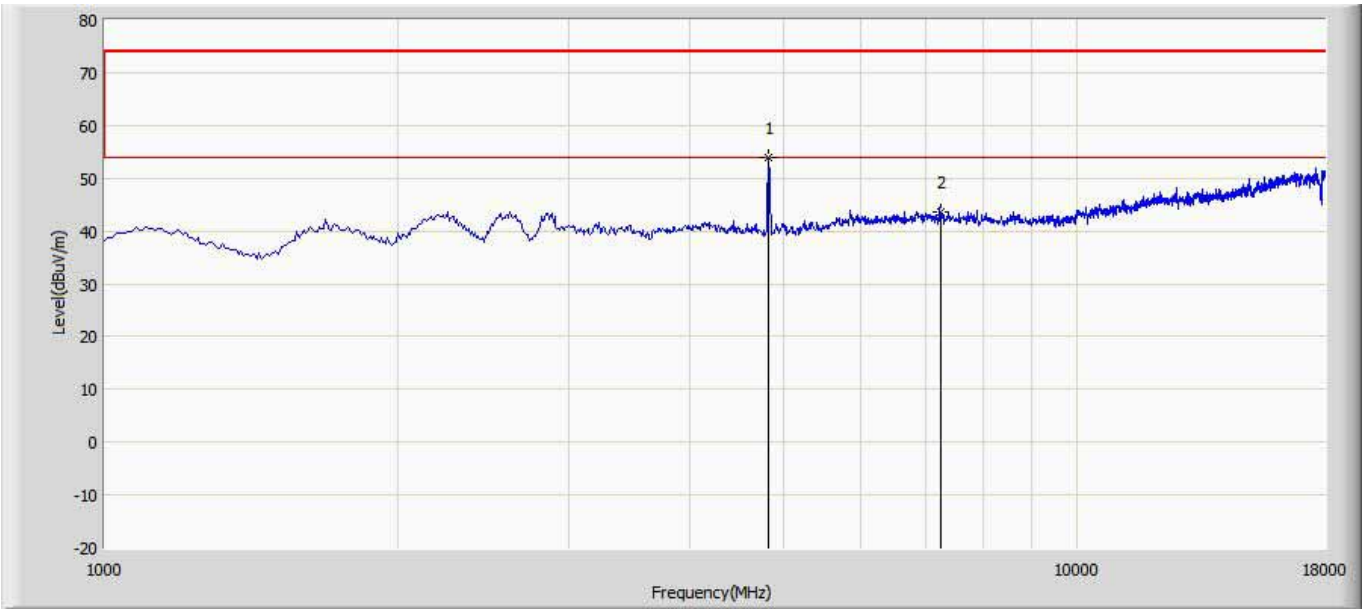

No	Mark	Frequency (MHz)	Measure Level (dBuV/m)	Reading Level (dBuV)	Over Limit (dB)	Limit (dBuV/m)	Factor (dB)	Type
1	*	4825.000	53.990	49.213	-20.010	74.000	4.777	PK
2		7236.000	43.687	35.958	-30.313	74.000	7.729	PK

Engineer: Vic	
Site: AC5	Time: 2017/05/29 - 13:28
Limit: FCC_Part15.209_RE(3m)	Margin: 0
Probe: Horn_3117_00167055(1-18GHz)	Polarity: Horizontal
EUT: AP	Power: AC 120V/60HZ
Note: Mode1:Transmit 2437MHz by 802.11g Ant0+1	

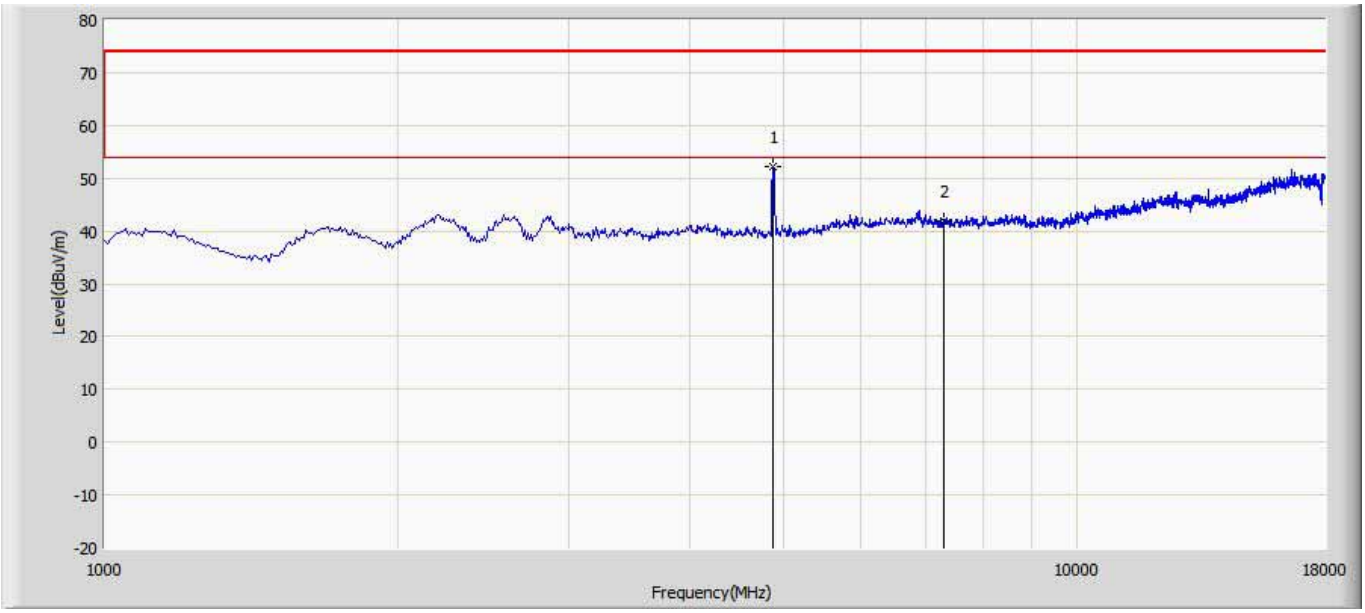

No	Mark	Frequency (MHz)	Measure Level (dBuV/m)	Reading Level (dBuV)	Over Limit (dB)	Limit (dBuV/m)	Factor (dB)	Type
1	*	4876.000	52.292	47.279	-21.708	74.000	5.013	PK
2		7311.000	41.886	34.023	-32.114	74.000	7.863	PK

Engineer: Vic	
Site: AC5	Time: 2017/05/29 - 13:35
Limit: FCC_Part15.209_RE(3m)	Margin: 0
Probe: Horn_3117_00167055(1-18GHz)	Polarity: Vertical
EUT: AP	Power: AC 120V/60HZ
Note: Mode1:Transmit 2437MHz by 802.11g Ant0+1	

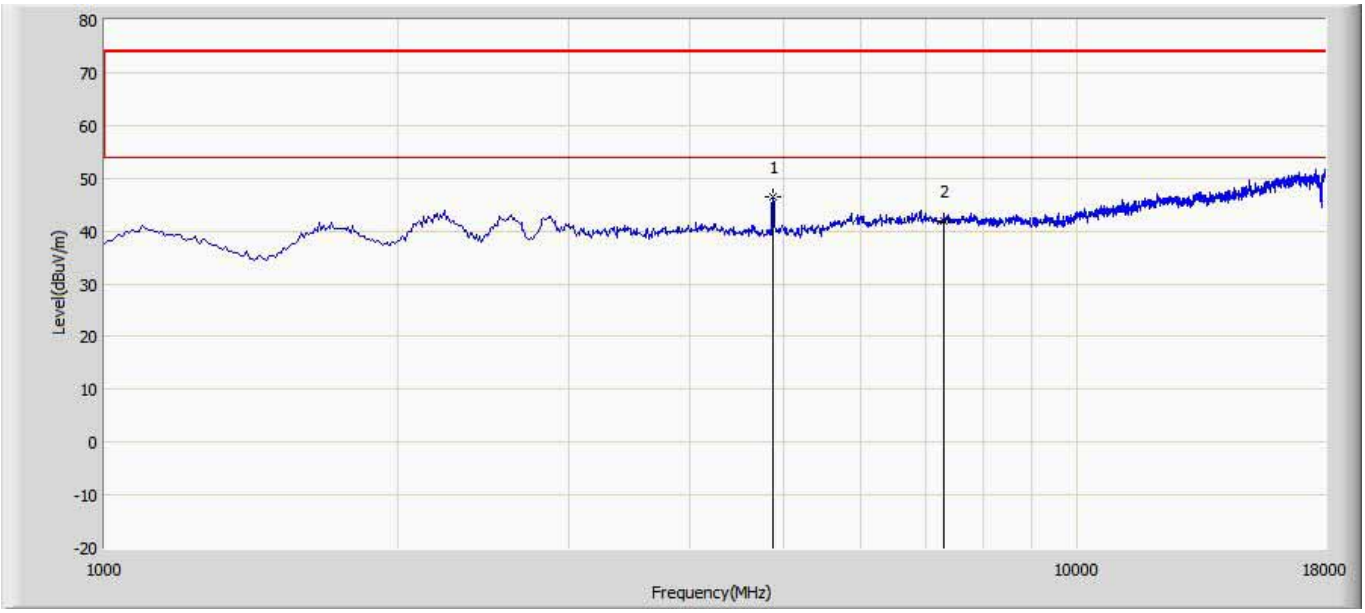

No	Mark	Frequency (MHz)	Measure Level (dBuV/m)	Reading Level (dBuV)	Over Limit (dB)	Limit (dBuV/m)	Factor (dB)	Type
1	*	4876.000	46.602	41.589	-27.398	74.000	5.013	PK
2		7311.000	41.866	34.003	-32.134	74.000	7.863	PK

Engineer: Vic	
Site: AC5	Time: 2017/05/29 - 13:41
Limit: FCC_Part15.209_RE(3m)	Margin: 0
Probe: Horn_3117_00167055(1-18GHz)	Polarity: Horizontal
EUT: AP	Power: AC 120V/60HZ
Note: Mode1:Transmit 2437MHz by 802.11g Ant1	

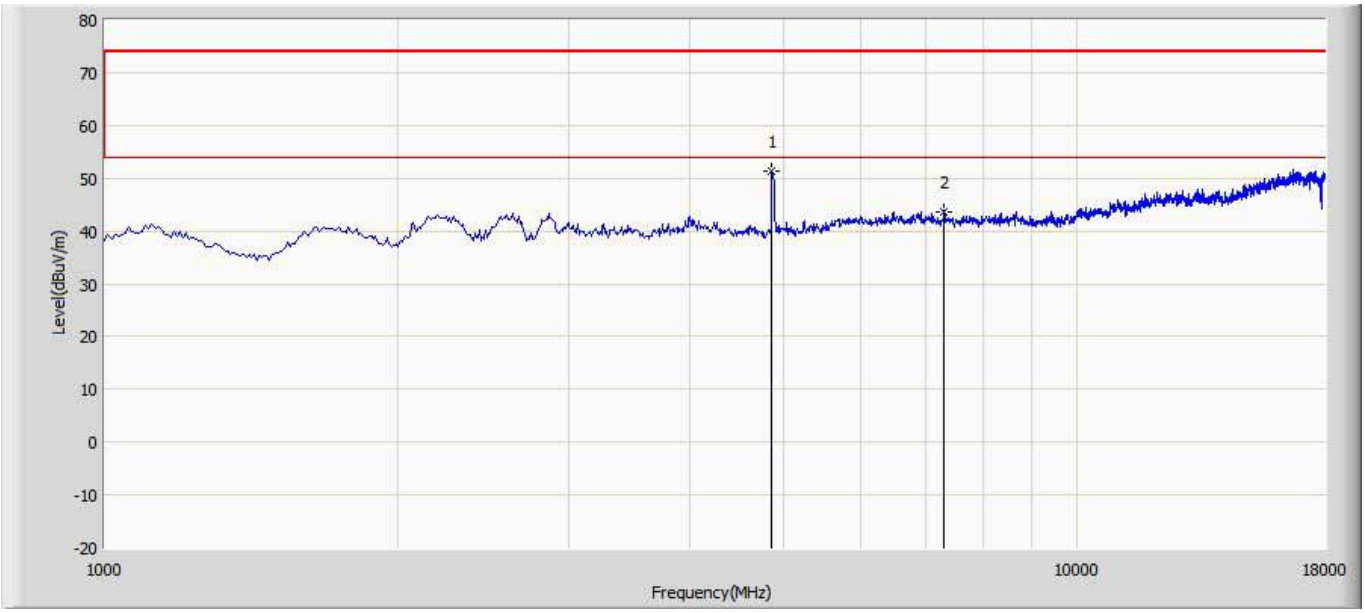

No	Mark	Frequency (MHz)	Measure Level (dBuV/m)	Reading Level (dBuV)	Over Limit (dB)	Limit (dBuV/m)	Factor (dB)	Type
1	*	4859.000	51.468	46.617	-22.532	74.000	4.851	PK
2		7311.000	43.546	35.683	-30.454	74.000	7.863	PK

Engineer: Vic	
Site: AC5	Time: 2017/05/29 - 14:47
Limit: FCC_Part15.209_RE(3m)	Margin: 0
Probe: Horn_3117_00167055(1-18GHz)	Polarity: Vertical
EUT: AP	Power: AC 120V/60HZ
Note: Mode1:Transmit 2437MHz by 802.11g Ant1	

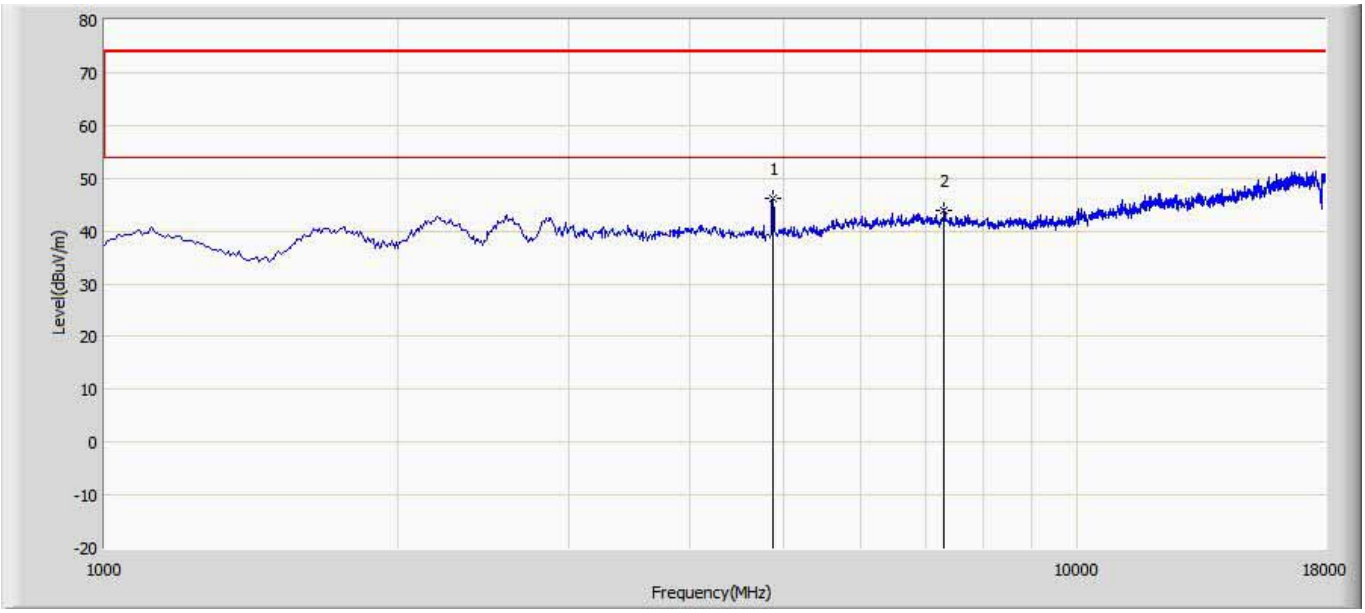

No	Mark	Frequency (MHz)	Measure Level (dBuV/m)	Reading Level (dBuV)	Over Limit (dB)	Limit (dBuV/m)	Factor (dB)	Type
1	*	4867.500	46.214	41.282	-27.786	74.000	4.933	PK
2		7311.000	43.917	36.054	-30.083	74.000	7.863	PK

Engineer: Vic	
Site: AC5	Time: 2017/05/29 - 14:49
Limit: FCC_Part15.209_RE(3m)	Margin: 0
Probe: Horn_3117_00167055(1-18GHz)	Polarity: Horizontal
EUT: AP	Power: AC 120V/60HZ
Note: Mode1:Transmit 2437MHz by 802.11g Ant0+1	

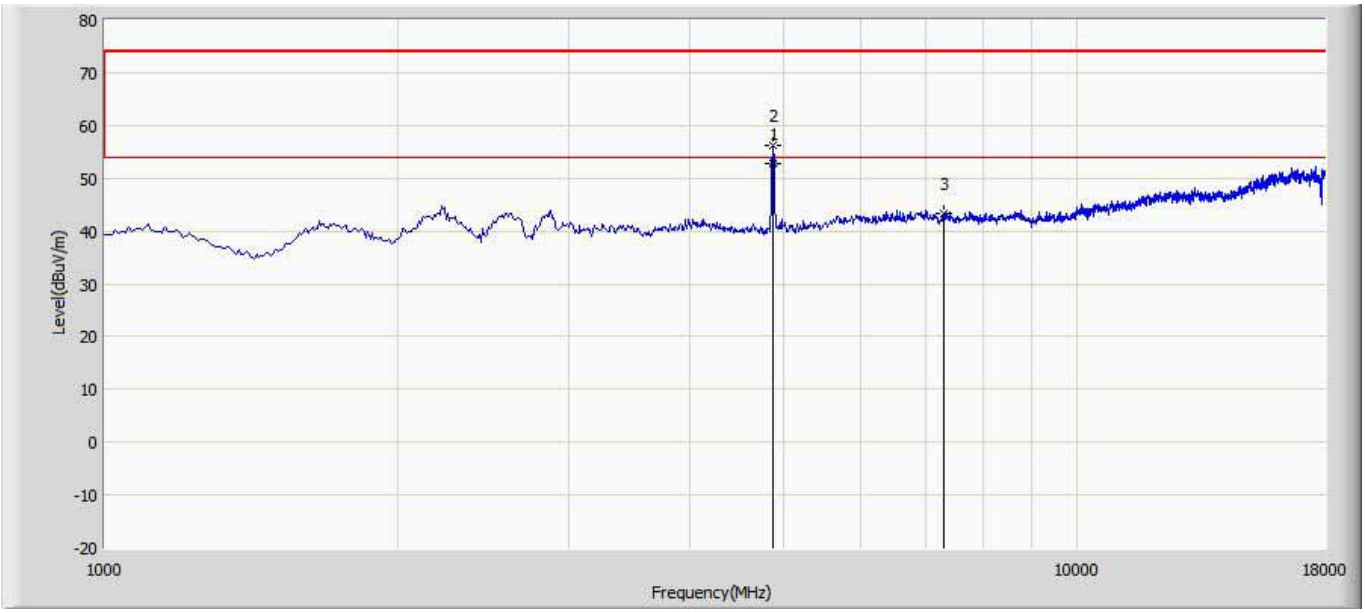

No	Mark	Frequency (MHz)	Measure Level (dBuV/m)	Reading Level (dBuV)	Over Limit (dB)	Limit (dBuV/m)	Factor (dB)	Type
1	*	4874.400	52.848	47.850	-1.152	54.000	4.999	AV
2		4876.000	56.087	51.074	-17.913	74.000	5.013	PK
3		7311.000	43.250	35.387	-30.750	74.000	7.863	PK

Engineer: Vic	
Site: AC5	Time: 2017/05/29 - 15:04
Limit: FCC_Part15.209_RE(3m)	Margin: 0
Probe: Horn_3117_00167055(1-18GHz)	Polarity: Vertical
EUT: AP	Power: AC 120V/60HZ
Note: Mode1:Transmit 2437MHz by 802.11g Ant0+1	

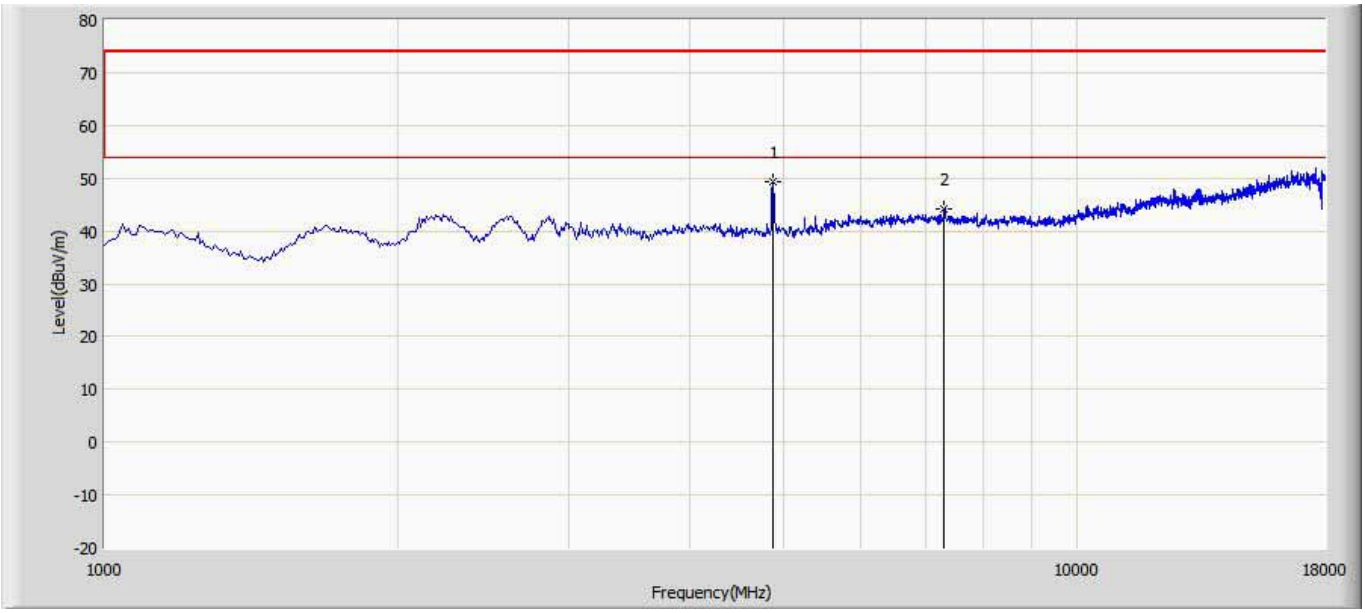

No	Mark	Frequency (MHz)	Measure Level (dBuV/m)	Reading Level (dBuV)	Over Limit (dB)	Limit (dBuV/m)	Factor (dB)	Type
1	*	4867.500	49.270	44.338	-24.730	74.000	4.933	PK
2		7311.000	44.159	36.296	-29.841	74.000	7.863	PK

Engineer: Vic	
Site: AC5	Time: 2017/05/29 - 15:07
Limit: FCC_Part15.209_RE(3m)	Margin: 0
Probe: Horn_3117_00167055(1-18GHz)	Polarity: Horizontal
EUT: AP	Power: AC 120V/60HZ
Note: Mode1:Transmit 2462MHz by 802.11g Ant0	

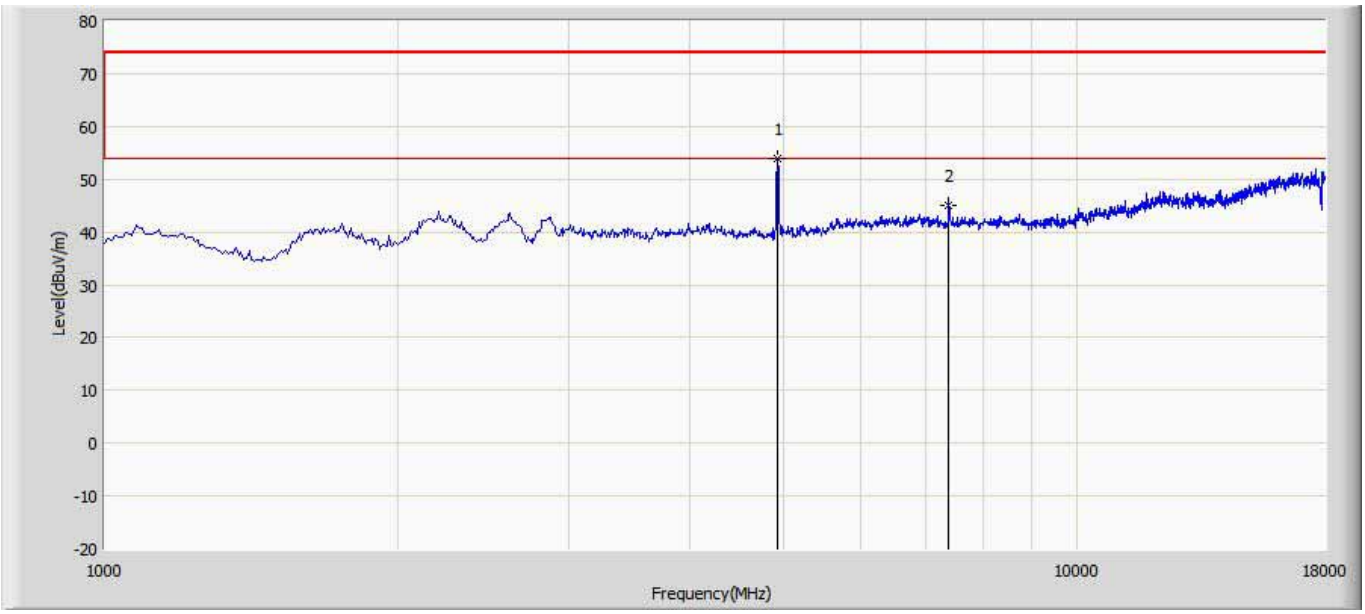

No	Mark	Frequency (MHz)	Measure Level (dBuV/m)	Reading Level (dBuV)	Over Limit (dB)	Limit (dBuV/m)	Factor (dB)	Type
1	*	4927.000	53.786	48.756	-20.214	74.000	5.030	PK
2		7386.000	45.172	37.337	-28.828	74.000	7.834	PK

Engineer: Vic	
Site: AC5	Time: 2017/05/29 - 15:14
Limit: FCC_Part15.209_RE(3m)	Margin: 0
Probe: Horn_3117_00167055(1-18GHz)	Polarity: Vertical
EUT: AP	Power: AC 120V/60HZ
Note: Mode1:Transmit 2462MHz by 802.11g Ant0	

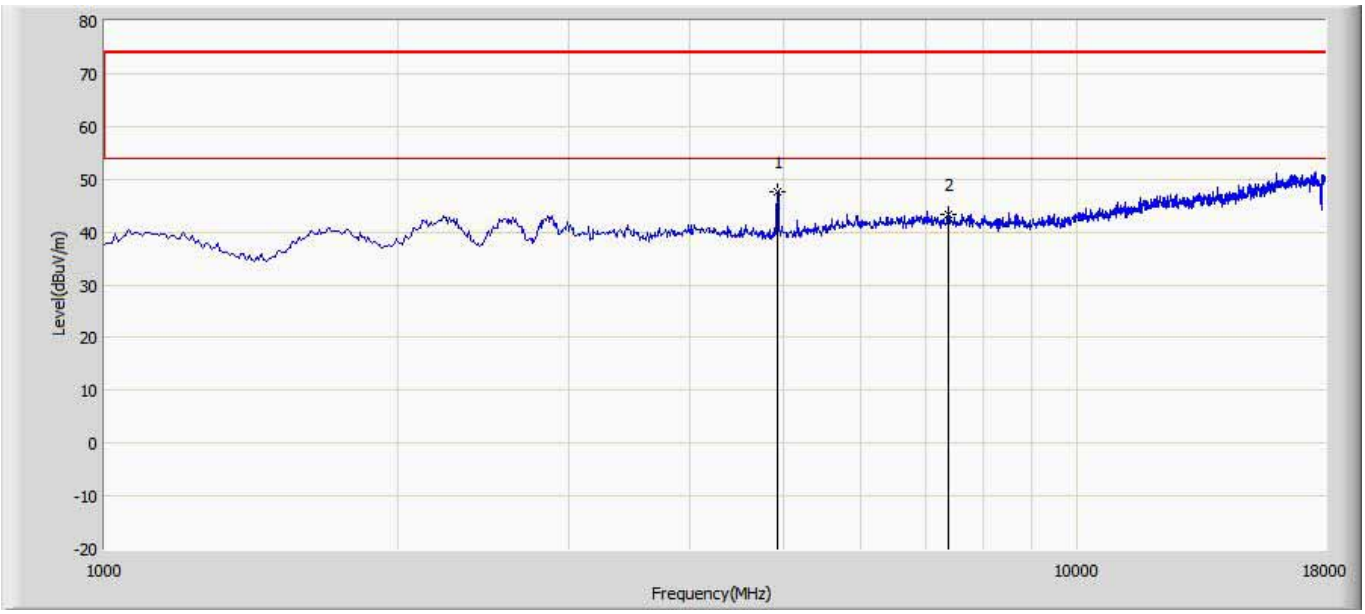

No	Mark	Frequency (MHz)	Measure Level (dBuV/m)	Reading Level (dBuV)	Over Limit (dB)	Limit (dBuV/m)	Factor (dB)	Type
1	*	4927.000	47.664	42.634	-26.336	74.000	5.030	PK
2		7386.000	43.336	35.501	-30.664	74.000	7.834	PK

Engineer: Vic	
Site: AC5	Time: 2017/05/29 - 15:15
Limit: FCC_Part15.209_RE(3m)	Margin: 0
Probe: Horn_3117_00167055(1-18GHz)	Polarity: Horizontal
EUT: AP	Power: AC 120V/60HZ
Note: Mode1:Transmit 2462MHz by 802.11g Ant1	

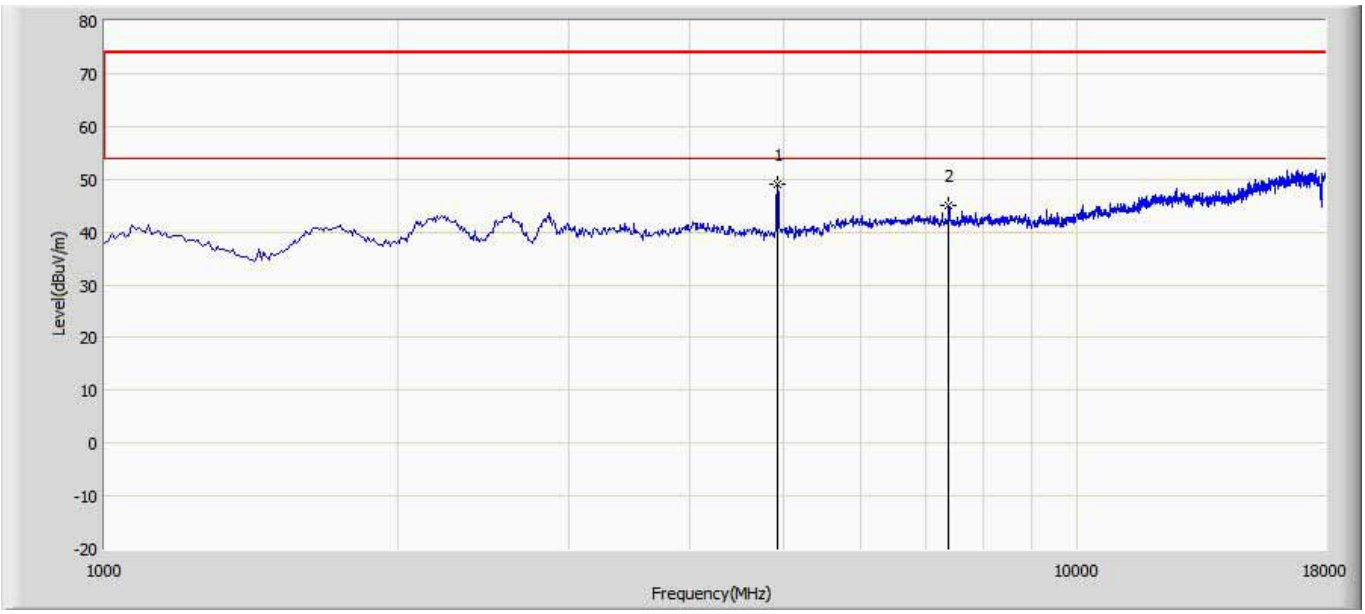

No	Mark	Frequency (MHz)	Measure Level (dBuV/m)	Reading Level (dBuV)	Over Limit (dB)	Limit (dBuV/m)	Factor (dB)	Type
1	*	4927.000	48.977	43.947	-25.023	74.000	5.030	PK
2		7386.000	44.929	37.094	-29.071	74.000	7.834	PK

Engineer: Vic	
Site: AC5	Time: 2017/05/29 - 15:20
Limit: FCC_Part15.209_RE(3m)	Margin: 0
Probe: Horn_3117_00167055(1-18GHz)	Polarity: Vertical
EUT: AP	Power: AC 120V/60HZ
Note: Mode1:Transmit 2462MHz by 802.11g Ant1	

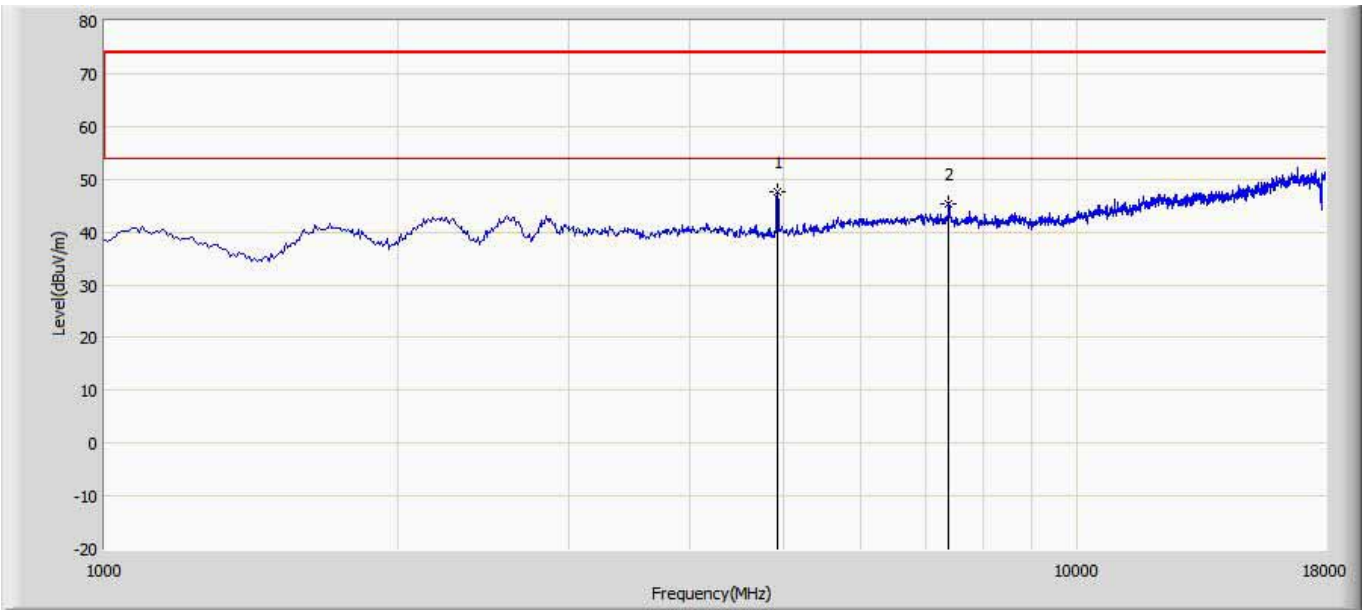

No	Mark	Frequency (MHz)	Measure Level (dBuV/m)	Reading Level (dBuV)	Over Limit (dB)	Limit (dBuV/m)	Factor (dB)	Type
1	*	4927.000	47.516	42.486	-26.484	74.000	5.030	PK
2		7386.000	45.436	37.601	-28.564	74.000	7.834	PK

Engineer: Vic	
Site: AC5	Time: 2017/05/29 - 15:24
Limit: FCC_Part15.209_RE(3m)	Margin: 0
Probe: Horn_3117_00167055(1-18GHz)	Polarity: Horizontal
EUT: AP	Power: AC 120V/60HZ
Note: Mode1:Transmit 2462MHz by 802.11g Ant0+1	

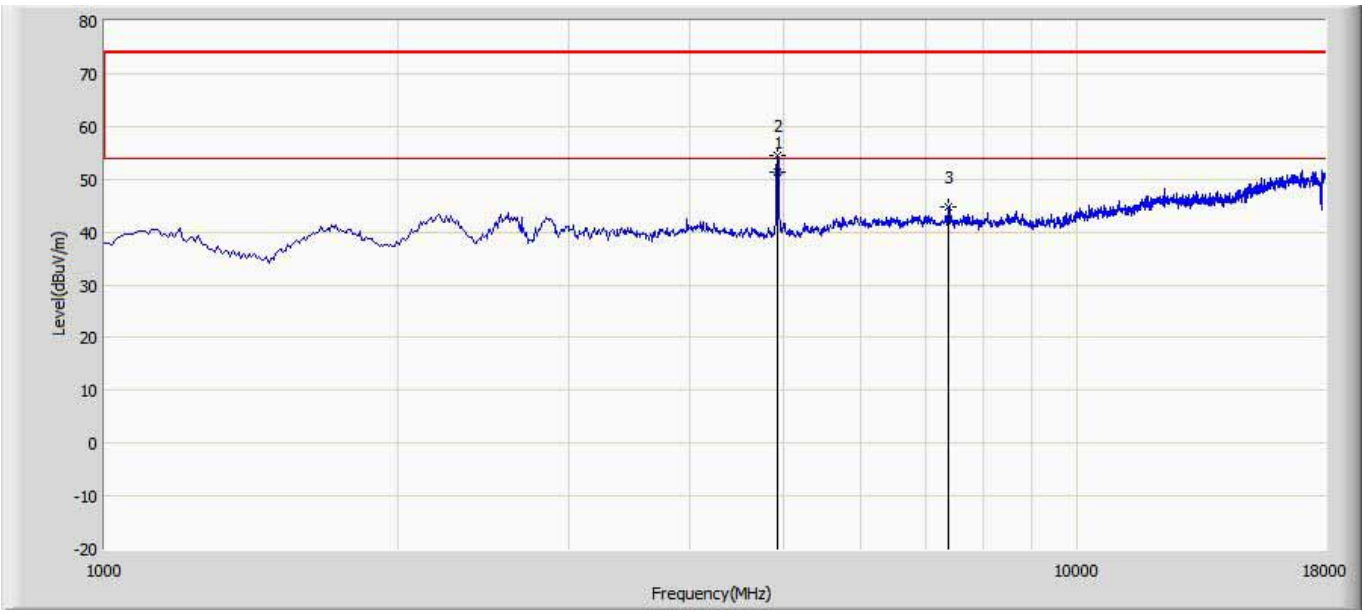

No	Mark	Frequency (MHz)	Measure Level (dBuV/m)	Reading Level (dBuV)	Over Limit (dB)	Limit (dBuV/m)	Factor (dB)	Type
1	*	4924.100	51.301	46.310	-2.699	54.000	4.991	AV
2		4927.000	54.576	49.546	-19.424	74.000	5.030	PK
3		7386.000	44.885	37.050	-29.115	74.000	7.834	PK

Engineer: Vic	
Site: AC5	Time: 2017/05/29 - 15:28
Limit: FCC_Part15.209_RE(3m)	Margin: 0
Probe: Horn_3117_00167055(1-18GHz)	Polarity: Vertical
EUT: AP	Power: AC 120V/60HZ
Note: Mode1:Transmit 2462MHz by 802.11g Ant0+1	

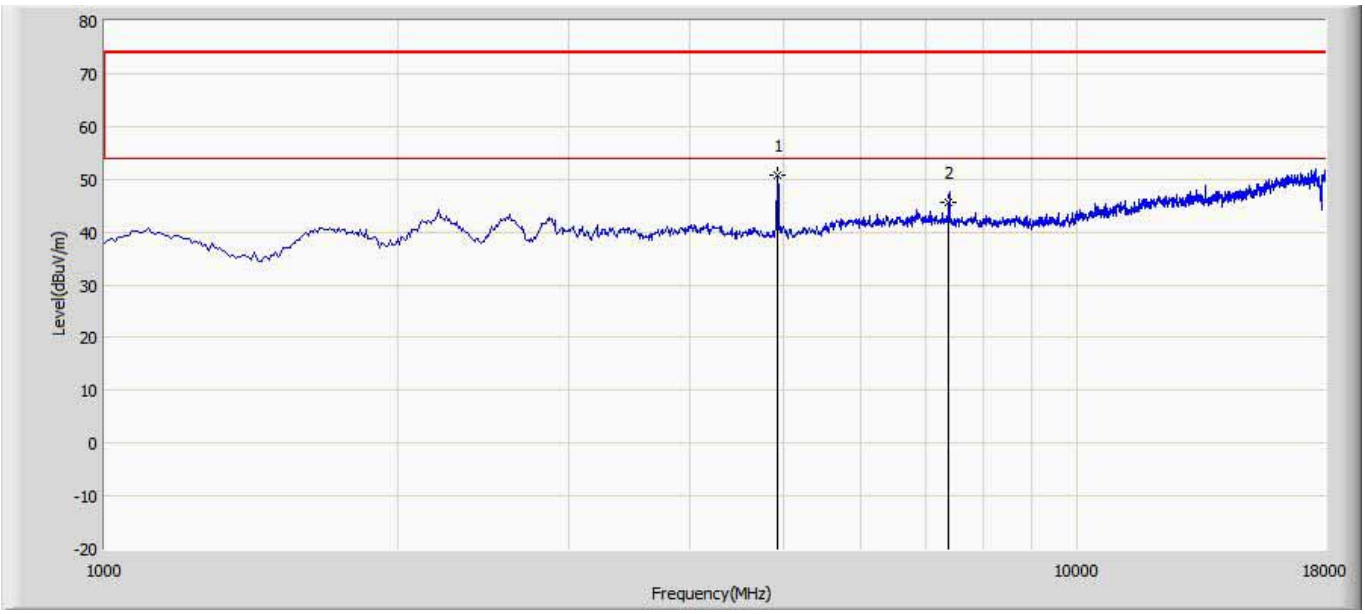

No	Mark	Frequency (MHz)	Measure Level (dBuV/m)	Reading Level (dBuV)	Over Limit (dB)	Limit (dBuV/m)	Factor (dB)	Type
1	*	4927.000	50.773	45.743	-23.227	74.000	5.030	PK
2		7386.000	45.685	37.850	-28.315	74.000	7.834	PK

Engineer: Vic	
Site: AC5	Time: 2017/05/29 - 15:31
Limit: FCC_Part15.209_RE(3m)	Margin: 0
Probe: Horn_3117_00167055(1-18GHz)	Polarity: Horizontal
EUT: AP	Power: AC 120V/60HZ
Note: Mode1:Transmit 2412MHz by 802.11n20 Ant0	

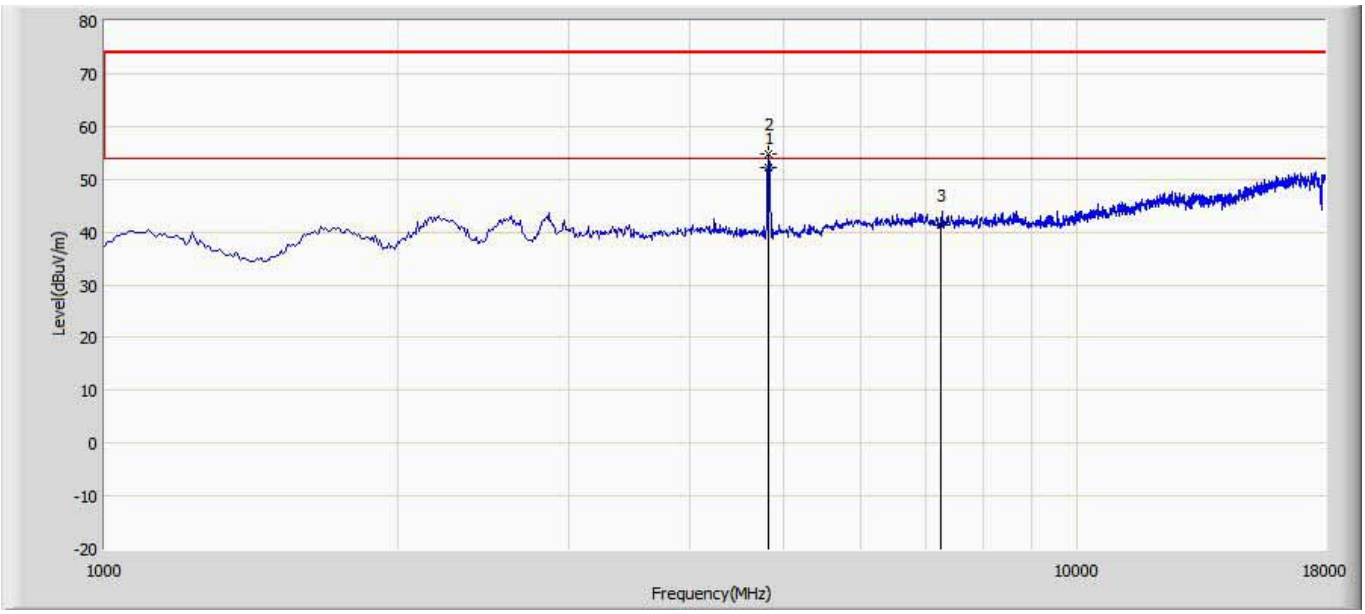

No	Mark	Frequency (MHz)	Measure Level (dBuV/m)	Reading Level (dBuV)	Over Limit (dB)	Limit (dBuV/m)	Factor (dB)	Type
1	*	4824.600	52.134	47.360	-1.866	54.000	4.775	AV
2		4825.000	54.693	49.916	-19.307	74.000	4.777	PK
3		7236.000	41.400	33.671	-32.600	74.000	7.729	PK

Engineer: Vic	
Site: AC5	Time: 2017/05/29 - 15:33
Limit: FCC_Part15.209_RE(3m)	Margin: 0
Probe: Horn_3117_00167055(1-18GHz)	Polarity: Vertical
EUT: AP	Power: AC 120V/60HZ
Note: Mode1:Transmit 2412MHz by 802.11n20 Ant0	

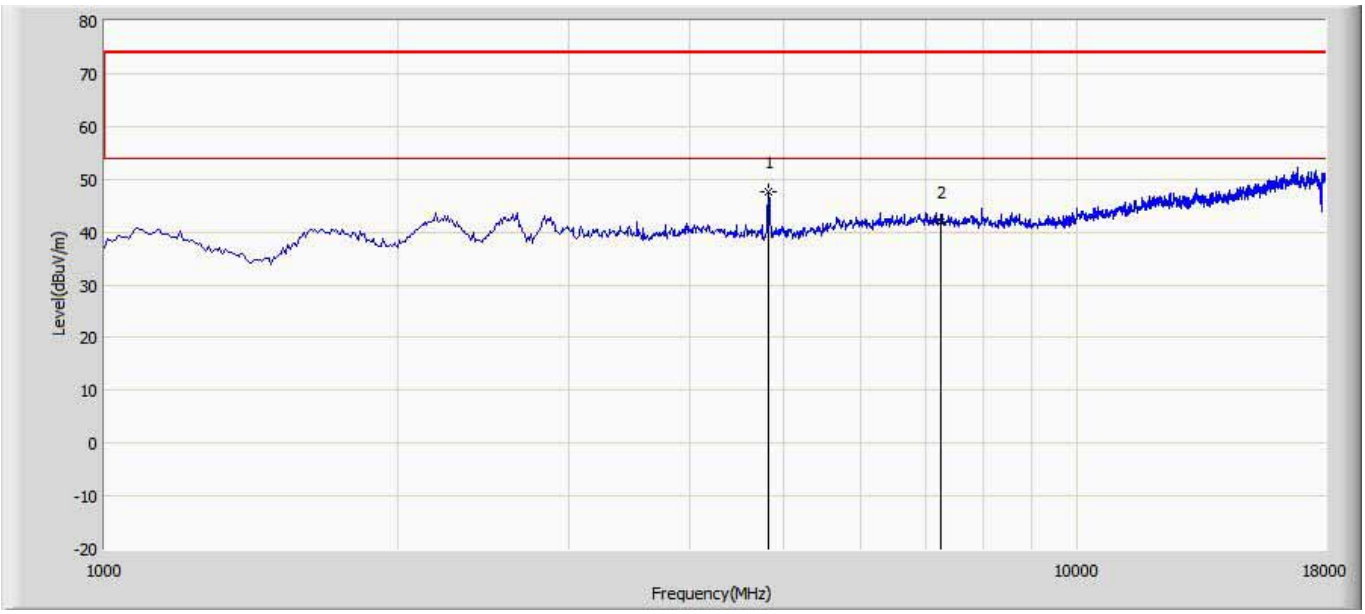

No	Mark	Frequency (MHz)	Measure Level (dBuV/m)	Reading Level (dBuV)	Over Limit (dB)	Limit (dBuV/m)	Factor (dB)	Type
1	*	4816.500	47.516	42.795	-26.484	74.000	4.722	PK
2		7236.000	41.951	34.222	-32.049	74.000	7.729	PK

Engineer: Vic	
Site: AC5	Time: 2017/05/29 - 15:35
Limit: FCC_Part15.209_RE(3m)	Margin: 0
Probe: Horn_3117_00167055(1-18GHz)	Polarity: Horizontal
EUT: AP	Power: AC 120V/60HZ
Note: Mode1:Transmit 2412MHz by 802.11n20 Ant1	

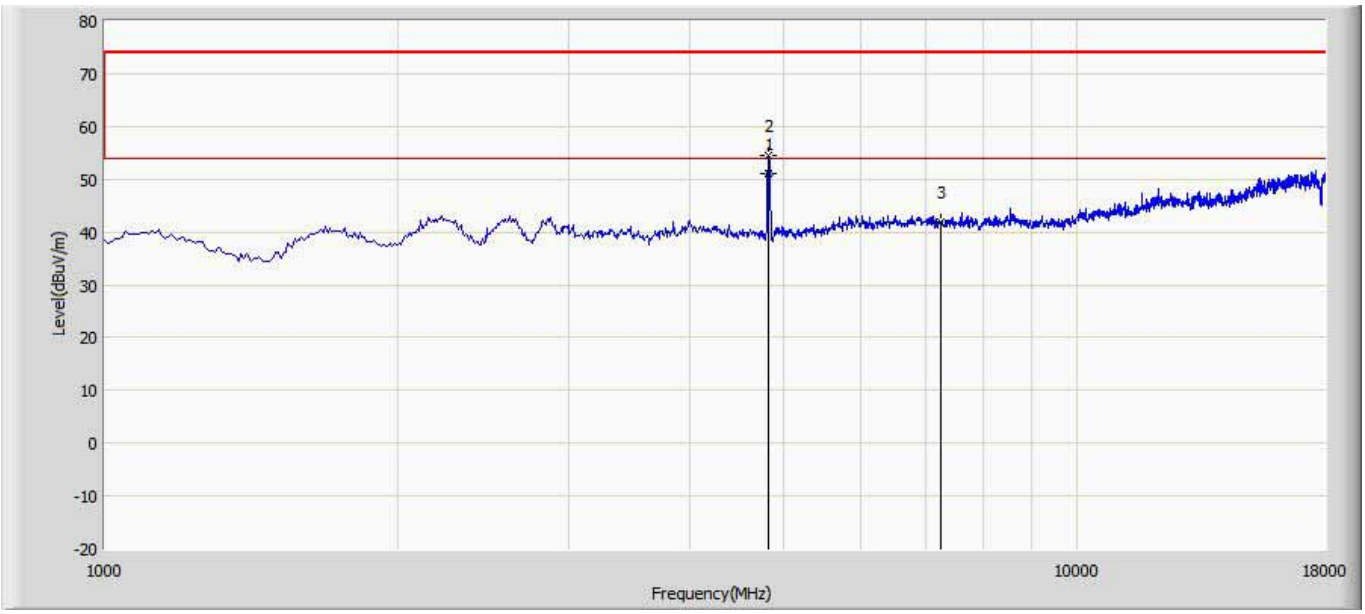

No	Mark	Frequency (MHz)	Measure Level (dBuV/m)	Reading Level (dBuV)	Over Limit (dB)	Limit (dBuV/m)	Factor (dB)	Type
1	*	4824.300	50.942	46.170	-3.058	54.000	4.772	AV
2		4825.000	54.498	49.721	-19.502	74.000	4.777	PK
3		7236.000	41.793	34.064	-32.207	74.000	7.729	PK

Engineer: Vic	
Site: AC5	Time: 2017/05/29 - 15:42
Limit: FCC_Part15.209_RE(3m)	Margin: 0
Probe: Horn_3117_00167055(1-18GHz)	Polarity: Vertical
EUT: AP	Power: AC 120V/60HZ
Note: Mode1:Transmit 2412MHz by 802.11n20 Ant1	

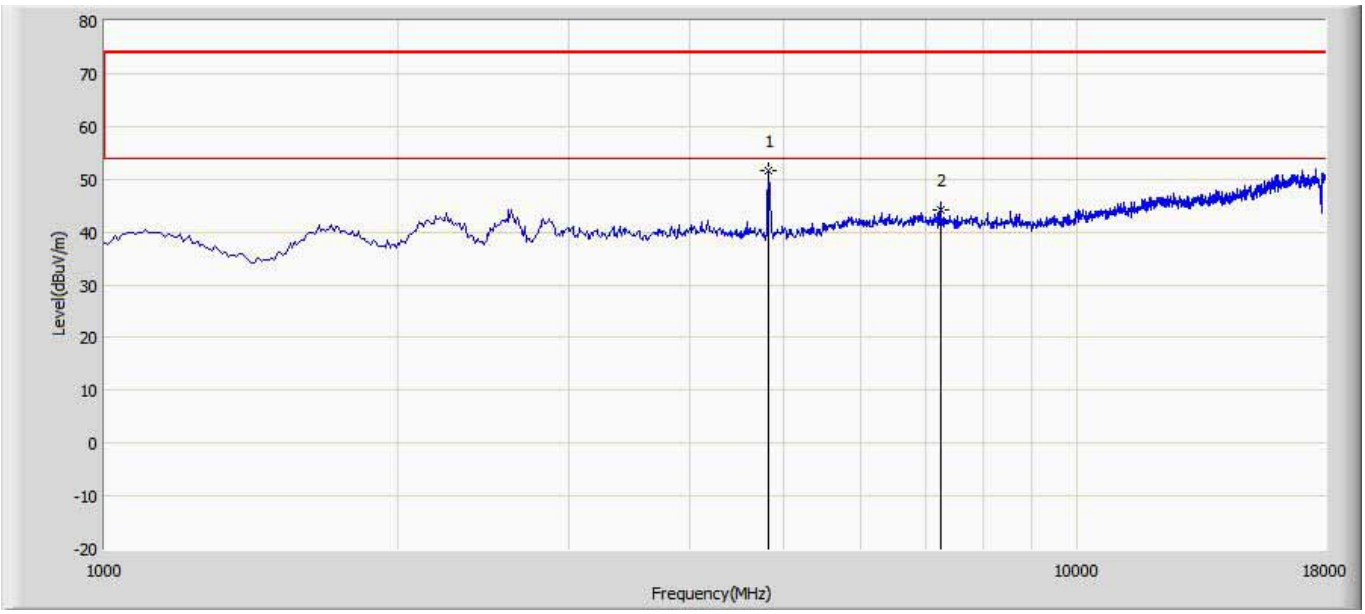

No	Mark	Frequency (MHz)	Measure Level (dBuV/m)	Reading Level (dBuV)	Over Limit (dB)	Limit (dBuV/m)	Factor (dB)	Type
1	*	4825.000	51.492	46.715	-22.508	74.000	4.777	PK
2		7236.000	44.083	36.354	-29.917	74.000	7.729	PK

Engineer: Vic	
Site: AC5	Time: 2017/05/29 - 15:44
Limit: FCC_Part15.209_RE(3m)	Margin: 0
Probe: Horn_3117_00167055(1-18GHz)	Polarity: Horizontal
EUT: AP	Power: AC 120V/60HZ
Note: Mode1:Transmit 2412MHz by 802.11n20 Ant0+1	

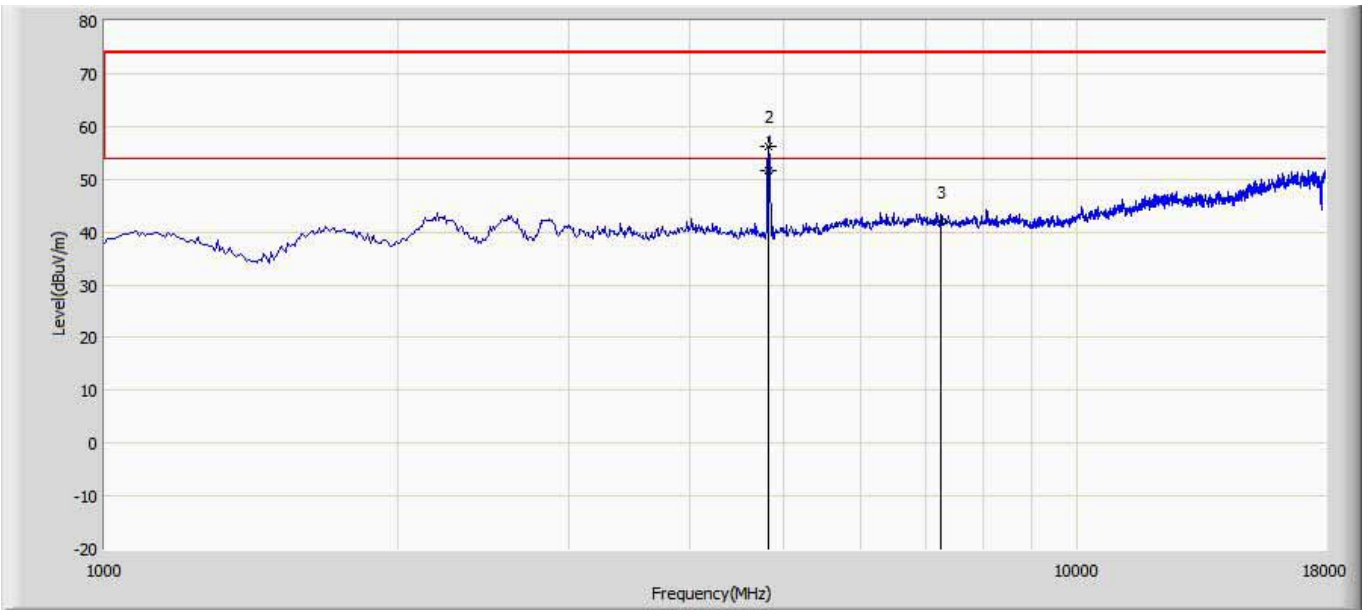

No	Mark	Frequency (MHz)	Measure Level (dBuV/m)	Reading Level (dBuV)	Over Limit (dB)	Limit (dBuV/m)	Factor (dB)	Type
1	*	4824.210	51.612	46.840	-2.388	54.000	4.771	AV
2		4825.000	56.131	51.354	-17.869	74.000	4.777	PK
3		7236.000	42.030	34.301	-31.970	74.000	7.729	PK

Engineer: Vic	
Site: AC5	Time: 2017/05/29 - 15:48
Limit: FCC_Part15.209_RE(3m)	Margin: 0
Probe: Horn_3117_00167055(1-18GHz)	Polarity: Vertical
EUT: AP	Power: AC 120V/60HZ
Note: Mode1:Transmit 2412MHz by 802.11n20 Ant0+1	

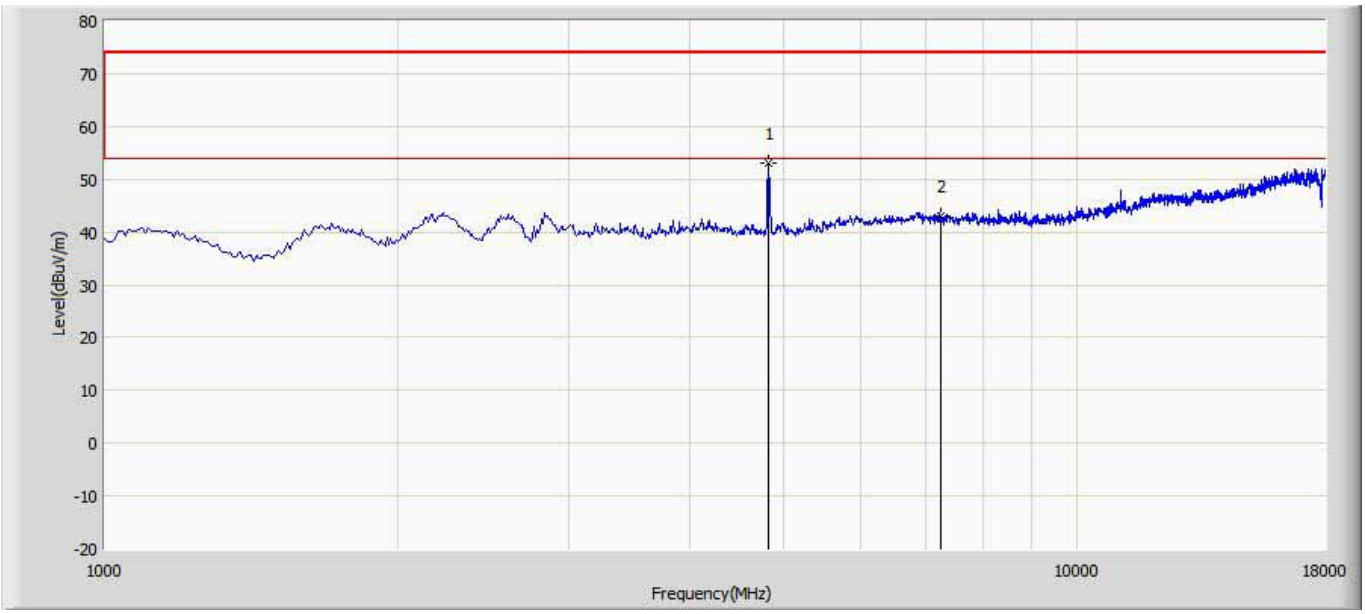

No	Mark	Frequency (MHz)	Measure Level (dBuV/m)	Reading Level (dBuV)	Over Limit (dB)	Limit (dBuV/m)	Factor (dB)	Type
1	*	4816.500	52.986	48.265	-21.014	74.000	4.722	PK
2		7236.000	43.109	35.380	-30.891	74.000	7.729	PK

Engineer: Vic	
Site: AC5	Time: 2017/05/29 - 15:52
Limit: FCC_Part15.209_RE(3m)	Margin: 0
Probe: Horn_3117_00167055(1-18GHz)	Polarity: Horizontal
EUT: AP	Power: AC 120V/60HZ
Note: Mode1:Transmit 2437MHz by 802.11n20 Ant0	

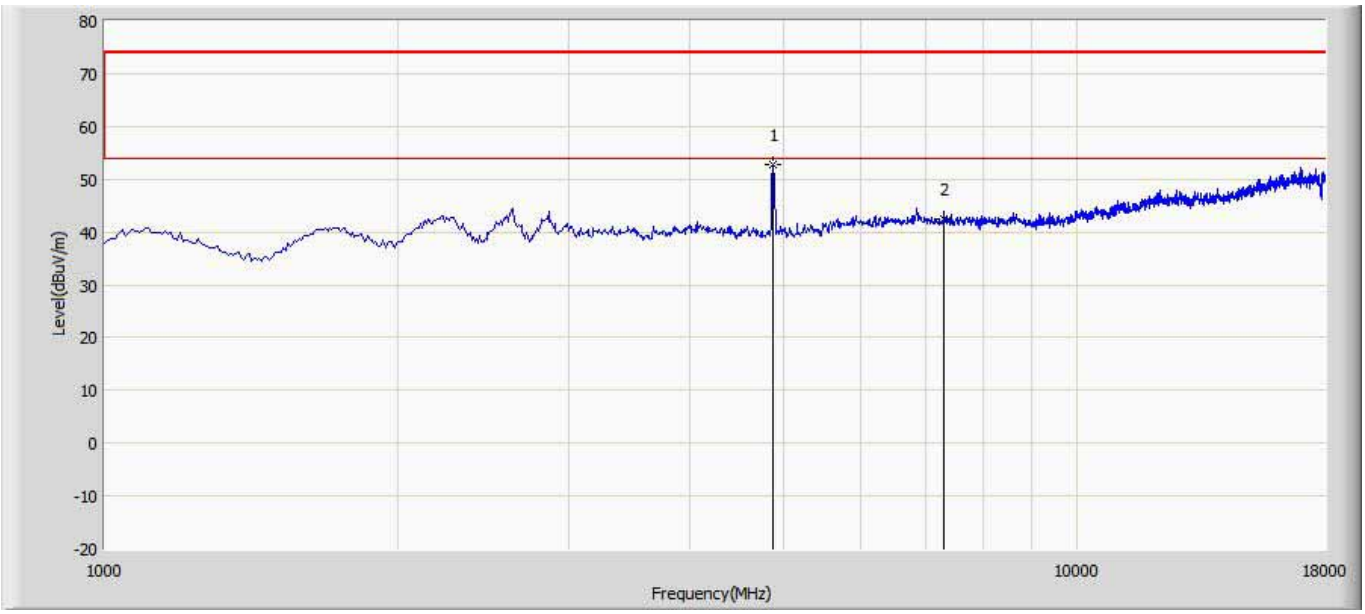

No	Mark	Frequency (MHz)	Measure Level (dBuV/m)	Reading Level (dBuV)	Over Limit (dB)	Limit (dBuV/m)	Factor (dB)	Type
1	*	4876.000	52.725	47.712	-21.275	74.000	5.013	PK
2		7311.000	42.532	34.669	-31.468	74.000	7.863	PK

Engineer: Vic	
Site: AC5	Time: 2017/05/29 - 15:55
Limit: FCC_Part15.209_RE(3m)	Margin: 0
Probe: Horn_3117_00167055(1-18GHz)	Polarity: Vertical
EUT: AP	Power: AC 120V/60HZ
Note: Mode1:Transmit 2437MHz by 802.11n20 Ant0	

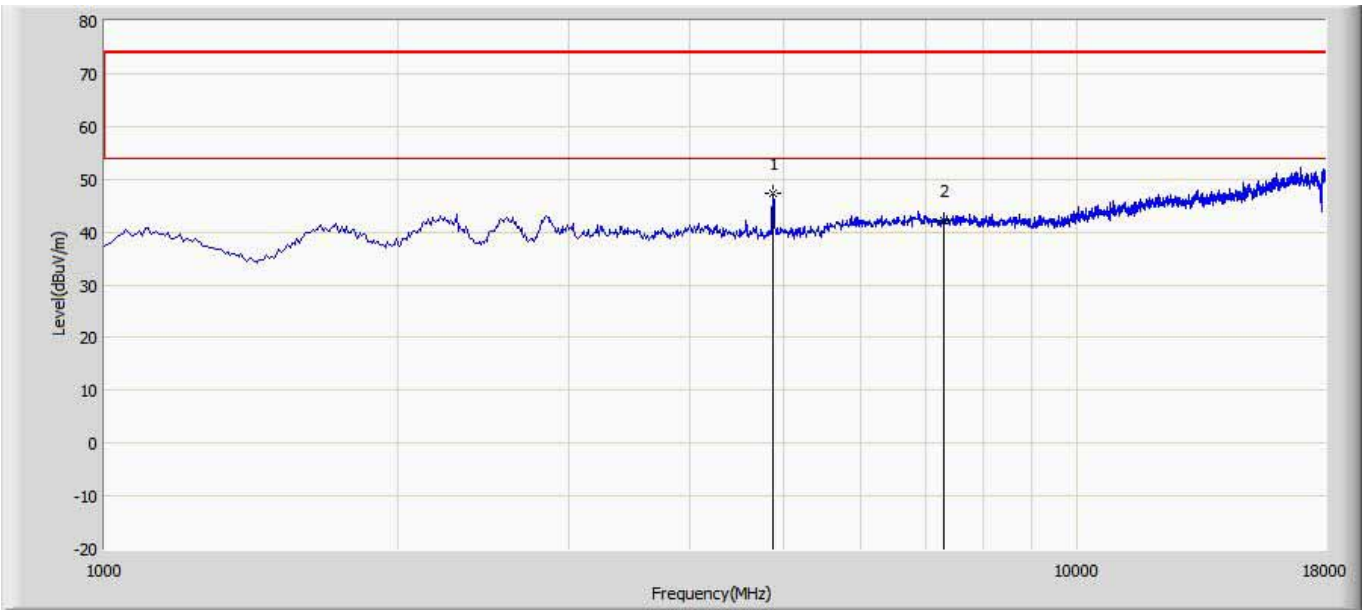

No	Mark	Frequency (MHz)	Measure Level (dBuV/m)	Reading Level (dBuV)	Over Limit (dB)	Limit (dBuV/m)	Factor (dB)	Type
1	*	4876.000	47.341	42.328	-26.659	74.000	5.013	PK
2		7311.000	42.129	34.266	-31.871	74.000	7.863	PK

Engineer: Vic	
Site: AC5	Time: 2017/05/29 - 15:57
Limit: FCC_Part15.209_RE(3m)	Margin: 0
Probe: Horn_3117_00167055(1-18GHz)	Polarity: Horizontal
EUT: AP	Power: AC 120V/60HZ
Note: Mode1:Transmit 2437MHz by 802.11n20 Ant1	

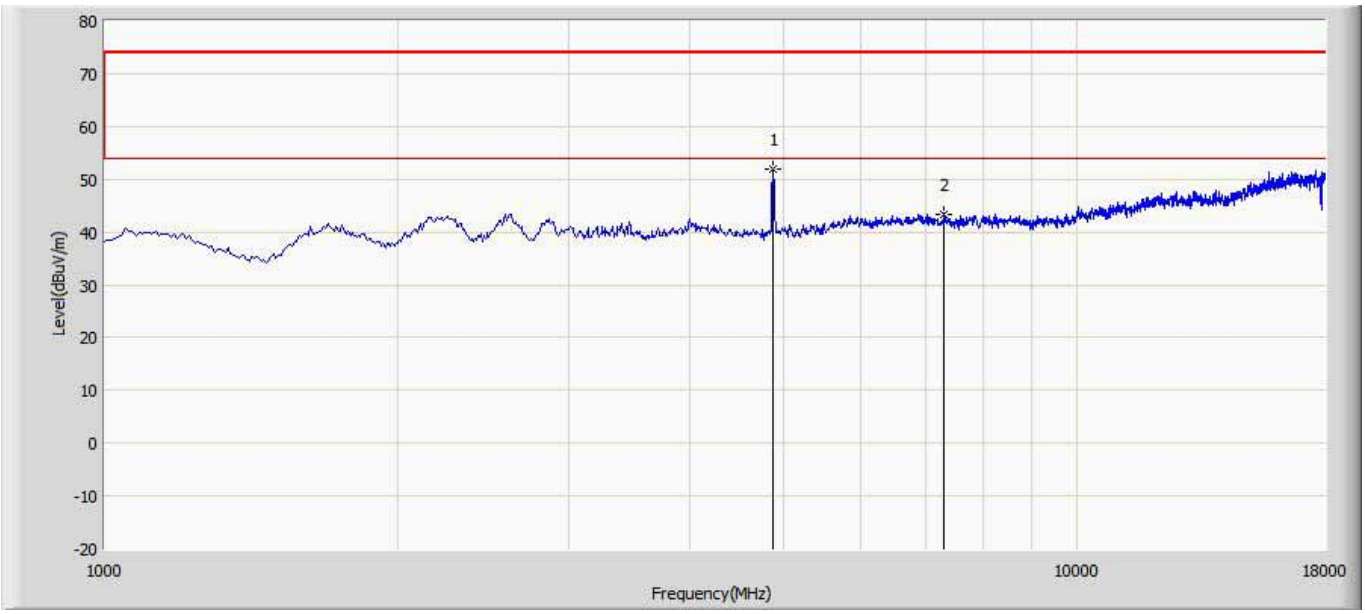

No	Mark	Frequency (MHz)	Measure Level (dBuV/m)	Reading Level (dBuV)	Over Limit (dB)	Limit (dBuV/m)	Factor (dB)	Type
1	*	4876.000	51.893	46.880	-22.107	74.000	5.013	PK
2		7311.000	43.250	35.387	-30.750	74.000	7.863	PK

Engineer: Vic	
Site: AC5	Time: 2017/05/29 - 15:59
Limit: FCC_Part15.209_RE(3m)	Margin: 0
Probe: Horn_3117_00167055(1-18GHz)	Polarity: Vertical
EUT: AP	Power: AC 120V/60HZ
Note: Mode1:Transmit 2437MHz by 802.11n20 Ant1	

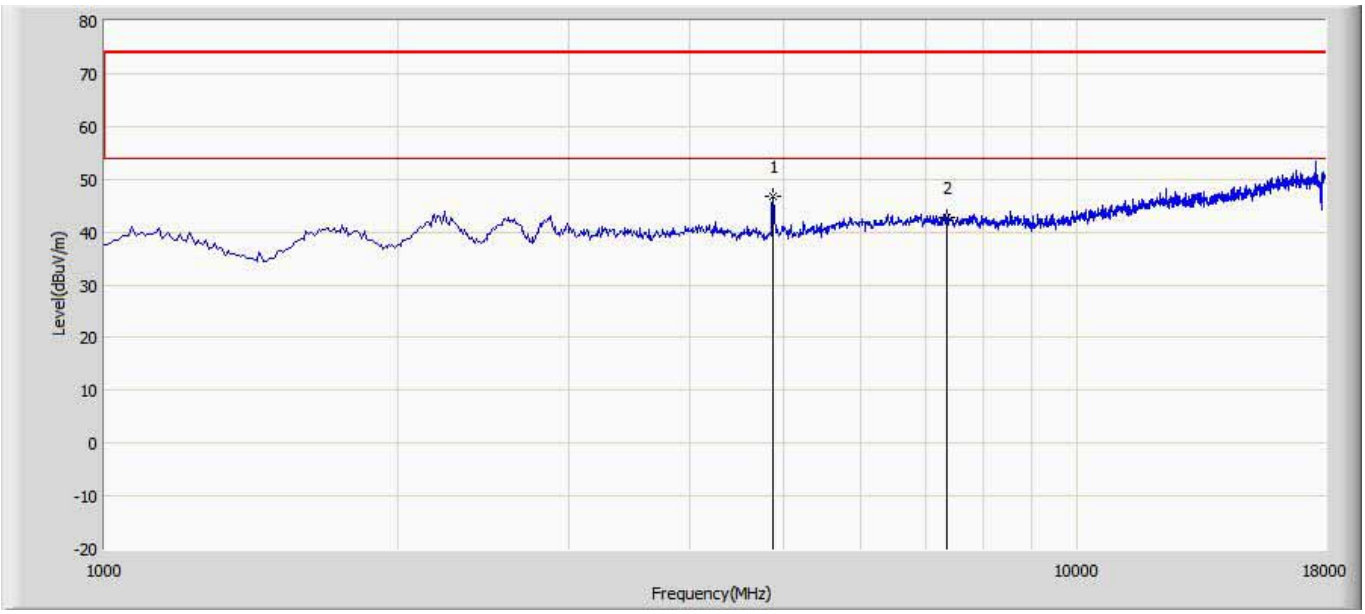

No	Mark	Frequency (MHz)	Measure Level (dBuV/m)	Reading Level (dBuV)	Over Limit (dB)	Limit (dBuV/m)	Factor (dB)	Type
1	*	4876.000	46.636	41.623	-27.364	74.000	5.013	PK
2		7344.000	42.832	35.066	-31.168	74.000	7.766	PK

Engineer: Vic	
Site: AC5	Time: 2017/05/29 - 16:01
Limit: FCC_Part15.209_RE(3m)	Margin: 0
Probe: Horn_3117_00167055(1-18GHz)	Polarity: Horizontal
EUT: AP	Power: AC 120V/60HZ
Note: Mode1:Transmit 2437MHz by 802.11n20 Ant0+1	

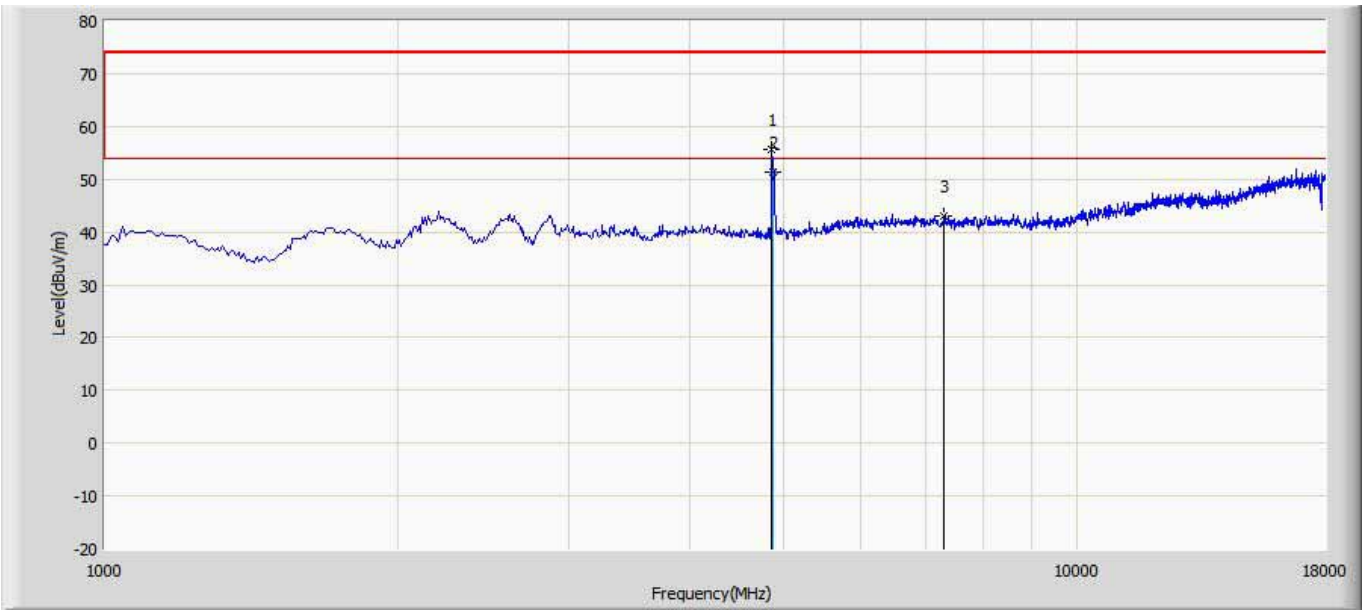

No	Mark	Frequency (MHz)	Measure Level (dBuV/m)	Reading Level (dBuV)	Over Limit (dB)	Limit (dBuV/m)	Factor (dB)	Type
1		4859.000	55.627	50.776	-18.373	74.000	4.851	PK
2	*	4874.000	51.244	46.250	-2.756	54.000	4.994	AV
3		7311.000	42.967	35.104	-31.033	74.000	7.863	PK

Engineer: Vic	
Site: AC5	Time: 2017/05/29 - 16:19
Limit: FCC_Part15.209_RE(3m)	Margin: 0
Probe: Horn_3117_00167055(1-18GHz)	Polarity: Vertical
EUT: AP	Power: AC 120V/60HZ
Note: Mode1:Transmit 2437MHz by 802.11n20 Ant0+1	

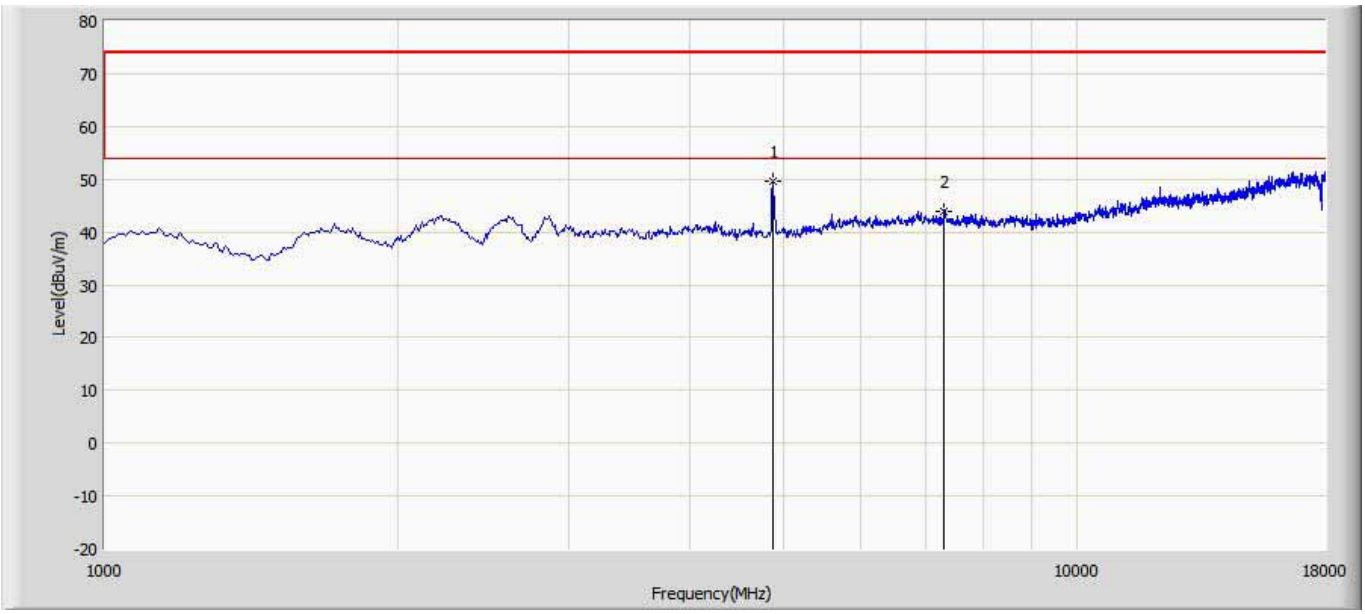

No	Mark	Frequency (MHz)	Measure Level (dBuV/m)	Reading Level (dBuV)	Over Limit (dB)	Limit (dBuV/m)	Factor (dB)	Type
1	*	4867.500	49.539	44.607	-24.461	74.000	4.933	PK
2		7311.000	43.855	35.992	-30.145	74.000	7.863	PK

Engineer: Vic	
Site: AC5	Time: 2017/05/29 - 16:23
Limit: FCC_Part15.209_RE(3m)	Margin: 0
Probe: Horn_3117_00167055(1-18GHz)	Polarity: Horizontal
EUT: AP	Power: AC 120V/60HZ
Note: Mode1:Transmit 2462MHz by 802.11n20 Ant0	

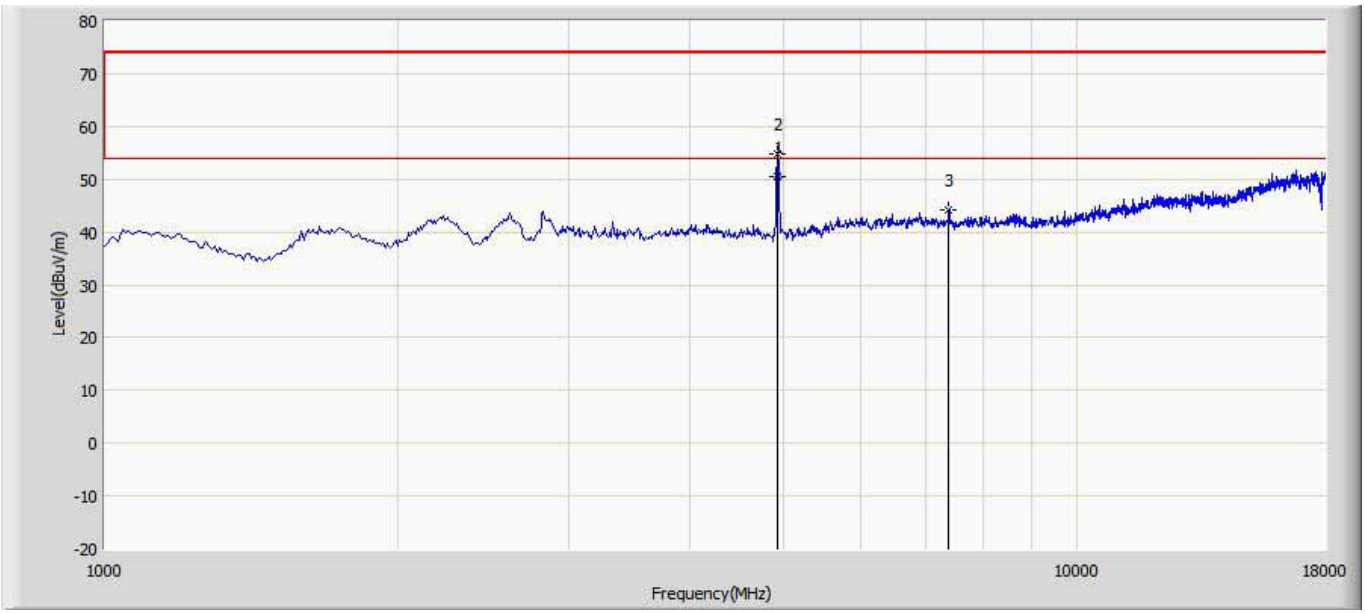

No	Mark	Frequency (MHz)	Measure Level (dBuV/m)	Reading Level (dBuV)	Over Limit (dB)	Limit (dBuV/m)	Factor (dB)	Type
1	*	4924.600	50.388	45.390	-3.612	54.000	4.998	AV
2		4927.000	54.820	49.790	-19.180	74.000	5.030	PK
3		7386.000	44.161	36.326	-29.839	74.000	7.834	PK

Engineer: Vic	
Site: AC5	Time: 2017/05/29 - 16:26
Limit: FCC_Part15.209_RE(3m)	Margin: 0
Probe: Horn_3117_00167055(1-18GHz)	Polarity: Vertical
EUT: AP	Power: AC 120V/60HZ
Note: Mode1:Transmit 2462MHz by 802.11n20 Ant0	

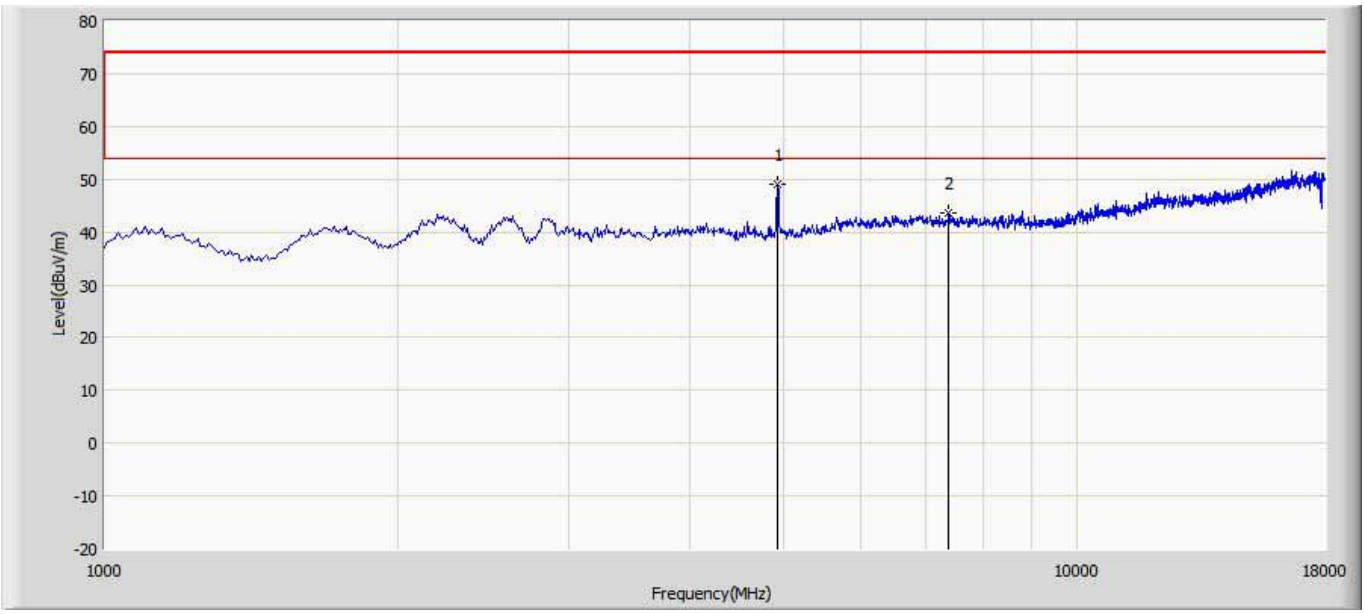

No	Mark	Frequency (MHz)	Measure Level (dBuV/m)	Reading Level (dBuV)	Over Limit (dB)	Limit (dBuV/m)	Factor (dB)	Type
1	*	4927.000	48.960	43.930	-25.040	74.000	5.030	PK
2		7386.000	43.656	35.821	-30.344	74.000	7.834	PK

Engineer: Vic	
Site: AC5	Time: 2017/05/29 - 16:28
Limit: FCC_Part15.209_RE(3m)	Margin: 0
Probe: Horn_3117_00167055(1-18GHz)	Polarity: Horizontal
EUT: AP	Power: AC 120V/60HZ
Note: Mode1:Transmit 2462MHz by 802.11n20 Ant1	

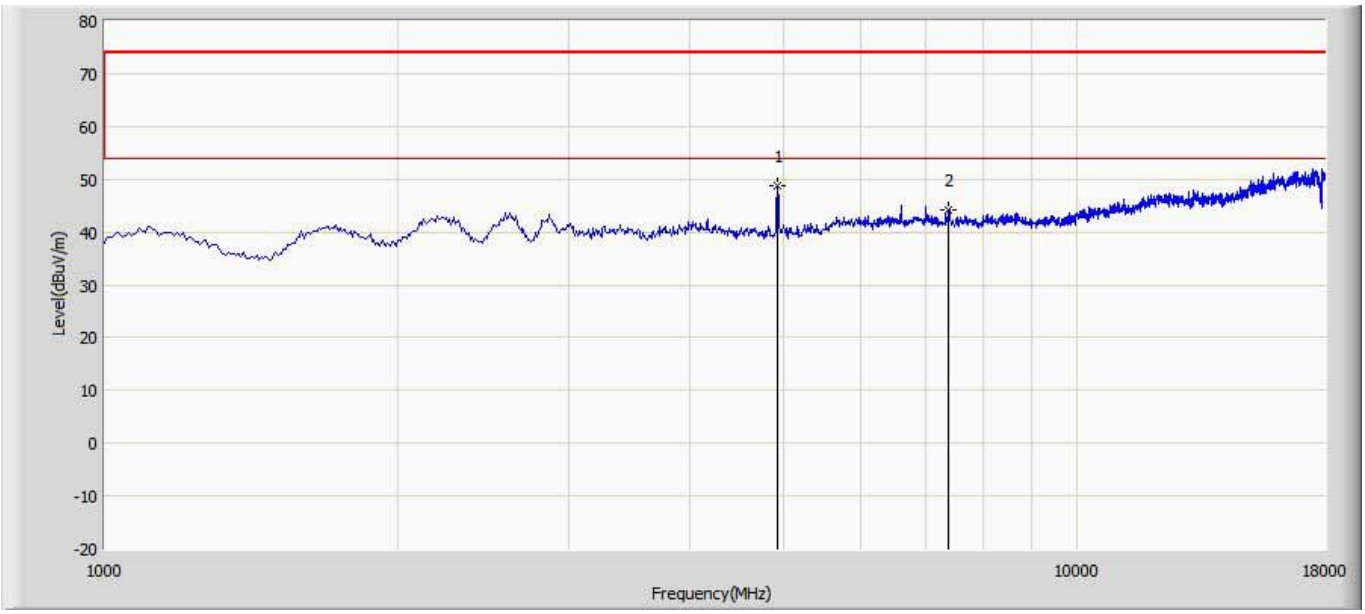

No	Mark	Frequency (MHz)	Measure Level (dBuV/m)	Reading Level (dBuV)	Over Limit (dB)	Limit (dBuV/m)	Factor (dB)	Type
1	*	4927.000	48.714	43.684	-25.286	74.000	5.030	PK
2		7386.000	44.058	36.223	-29.942	74.000	7.834	PK

Engineer: Vic	
Site: AC5	Time: 2017/05/29 - 16:31
Limit: FCC_Part15.209_RE(3m)	Margin: 0
Probe: Horn_3117_00167055(1-18GHz)	Polarity: Vertical
EUT: AP	Power: AC 120V/60HZ
Note: Mode1:Transmit 2462MHz by 802.11n20 Ant1	

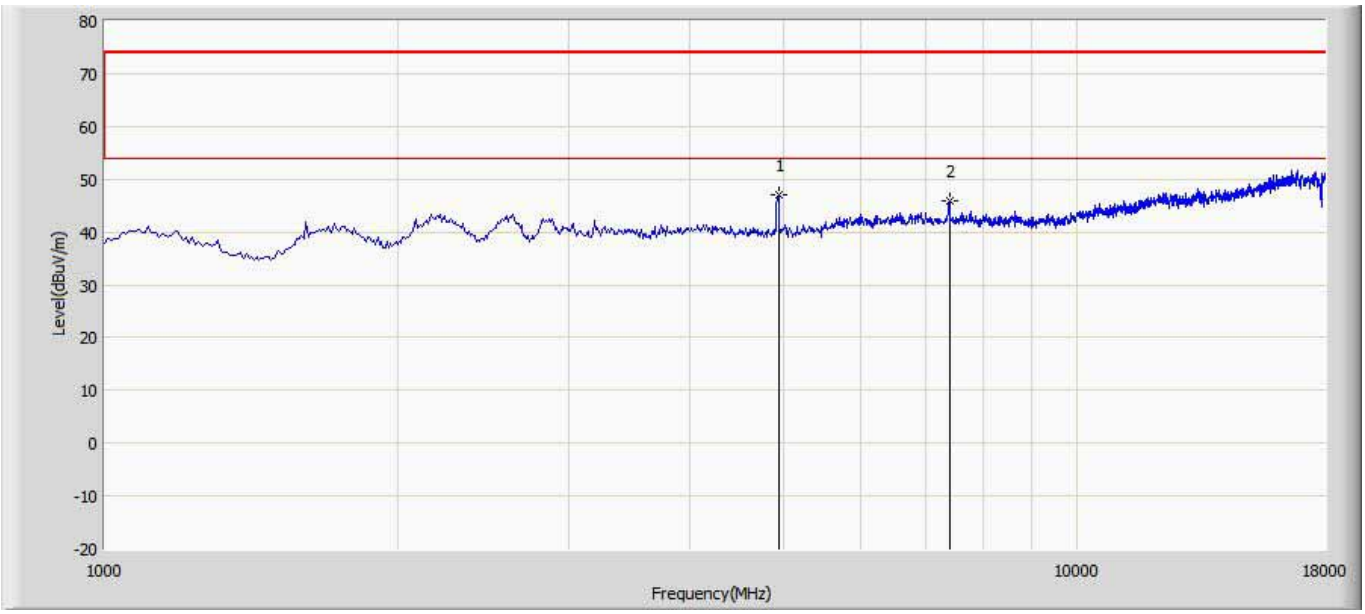

No	Mark	Frequency (MHz)	Measure Level (dBuV/m)	Reading Level (dBuV)	Over Limit (dB)	Limit (dBuV/m)	Factor (dB)	Type
1	*	4935.500	47.181	42.138	-26.819	74.000	5.043	PK
2		7392.000	45.977	38.209	-28.023	74.000	7.768	PK

Engineer: Vic	
Site: AC5	Time: 2017/05/29 - 16:33
Limit: FCC_Part15.209_RE(3m)	Margin: 0
Probe: Horn_3117_00167055(1-18GHz)	Polarity: Horizontal
EUT: AP	Power: AC 120V/60HZ
Note: Mode1:Transmit 2462MHz by 802.11n20 Ant0+1	

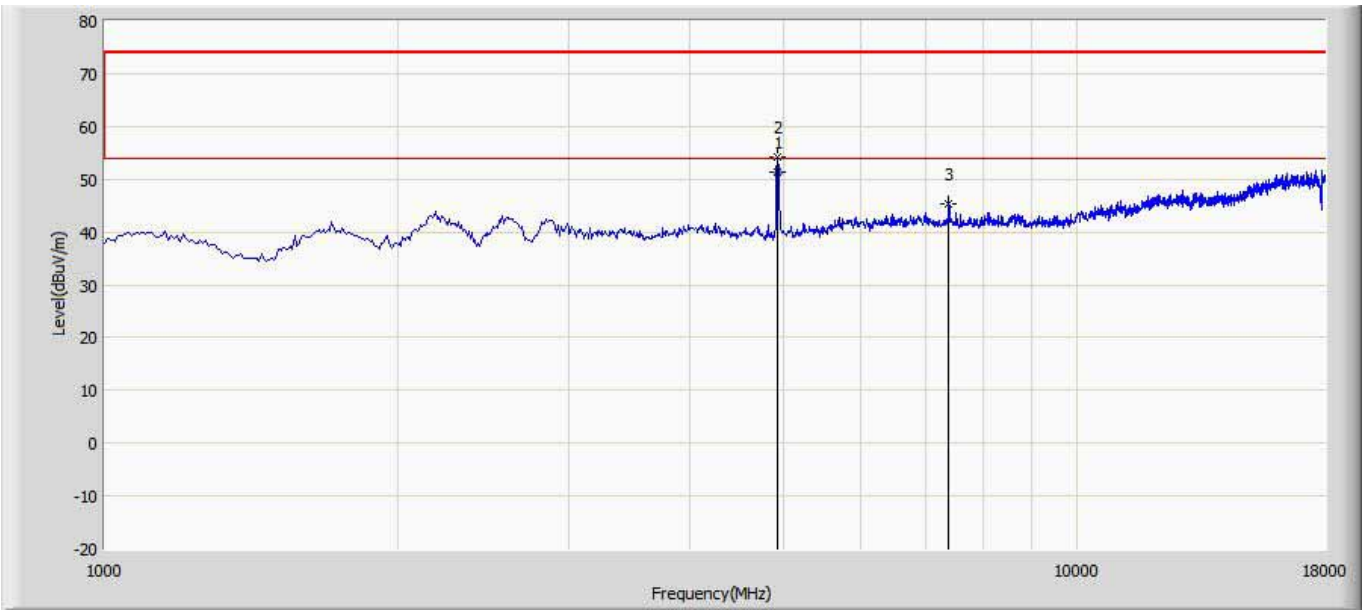

No	Mark	Frequency (MHz)	Measure Level (dBuV/m)	Reading Level (dBuV)	Over Limit (dB)	Limit (dBuV/m)	Factor (dB)	Type
1	*	4924.100	51.281	46.290	-2.719	54.000	4.991	AV
2		4927.000	54.306	49.276	-19.694	74.000	5.030	PK
3		7386.000	45.452	37.617	-28.548	74.000	7.834	PK

Engineer: Vic	
Site: AC5	Time: 2017/05/29 - 16:36
Limit: FCC_Part15.209_RE(3m)	Margin: 0
Probe: Horn_3117_00167055(1-18GHz)	Polarity: Vertical
EUT: AP	Power: AC 120V/60HZ
Note: Mode1:Transmit 2462MHz by 802.11n20 Ant0+1	

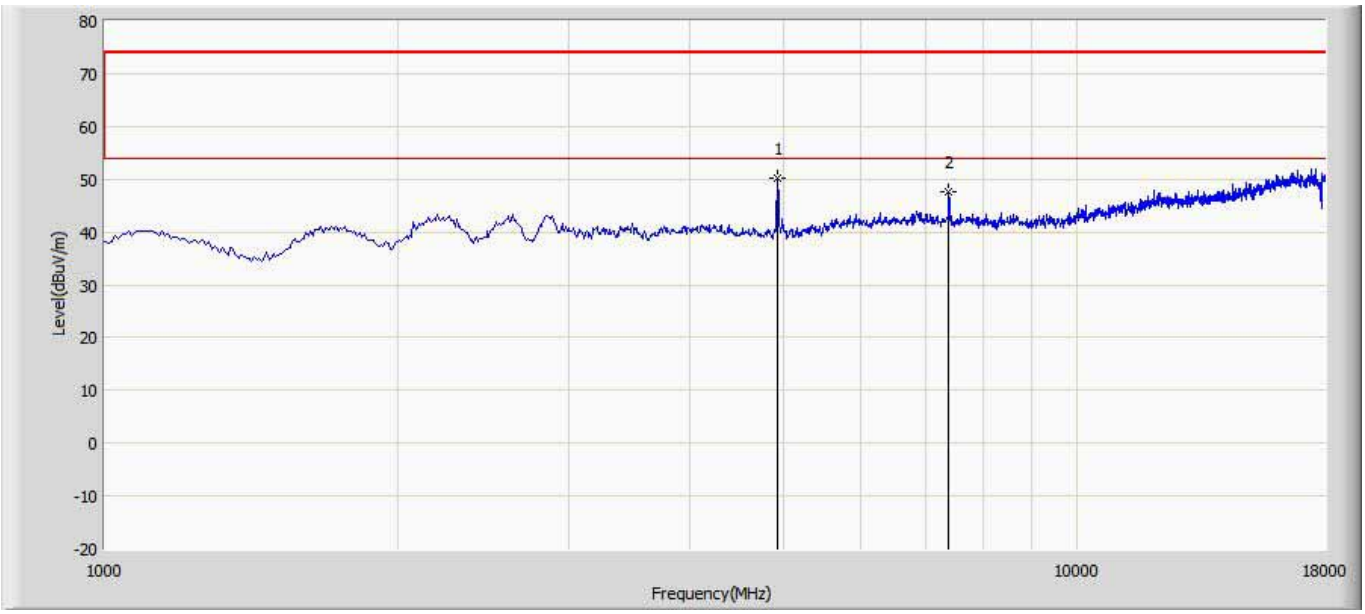

No	Mark	Frequency (MHz)	Measure Level (dBuV/m)	Reading Level (dBuV)	Over Limit (dB)	Limit (dBuV/m)	Factor (dB)	Type
1	*	4927.000	50.308	45.278	-23.692	74.000	5.030	PK
2		7383.500	47.686	39.823	-26.314	74.000	7.863	PK

Engineer: Vic	
Site: AC5	Time: 2017/05/29 - 16:38
Limit: FCC_Part15.209_RE(3m)	Margin: 0
Probe: Horn_3117_00167055(1-18GHz)	Polarity: Horizontal
EUT: AP	Power: AC 120V/60HZ
Note: Mode1:Transmit 2422MHz by 802.11n40 Ant0	

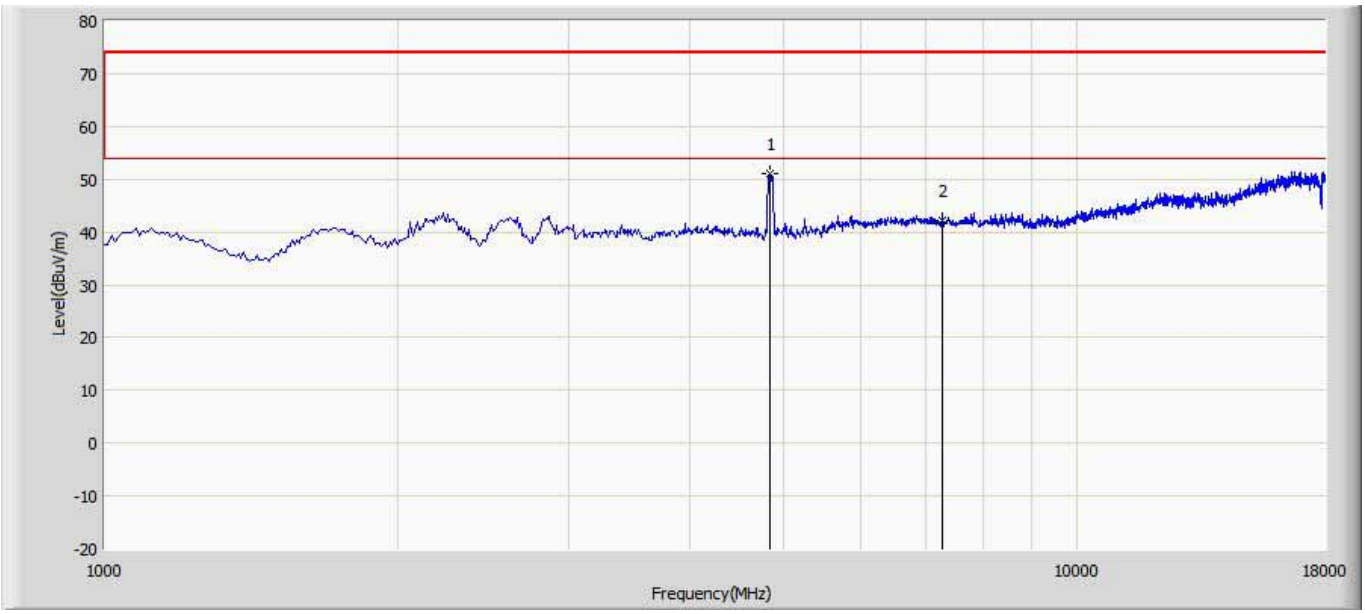

No	Mark	Frequency (MHz)	Measure Level (dBuV/m)	Reading Level (dBuV)	Over Limit (dB)	Limit (dBuV/m)	Factor (dB)	Type
1	*	4842.000	51.009	46.340	-22.991	74.000	4.669	PK
2		7266.000	42.073	34.379	-31.927	74.000	7.694	PK

Engineer: Vic	
Site: AC5	Time: 2017/05/29 - 17:04
Limit: FCC_Part15.209_RE(3m)	Margin: 0
Probe: Horn_3117_00167055(1-18GHz)	Polarity: Vertical
EUT: AP	Power: AC 120V/60HZ
Note: Mode1:Transmit 2422MHz by 802.11n40 Ant0	

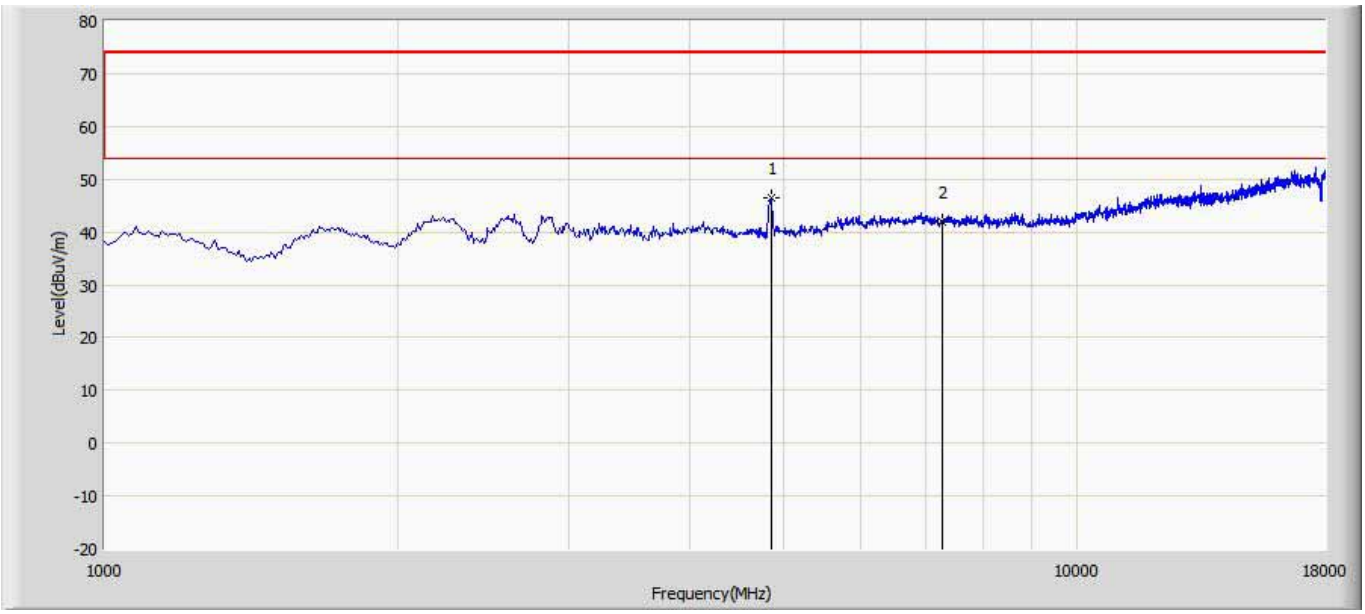

No	Mark	Frequency (MHz)	Measure Level (dBuV/m)	Reading Level (dBuV)	Over Limit (dB)	Limit (dBuV/m)	Factor (dB)	Type
1	*	4850.500	46.550	41.790	-27.450	74.000	4.760	PK
2		7266.000	42.024	34.330	-31.976	74.000	7.694	PK

Engineer: Vic	
Site: AC5	Time: 2017/05/29 - 17:07
Limit: FCC_Part15.209_RE(3m)	Margin: 0
Probe: Horn_3117_00167055(1-18GHz)	Polarity: Horizontal
EUT: AP	Power: AC 120V/60HZ
Note: Mode1:Transmit 2422MHz by 802.11n40 Ant1	

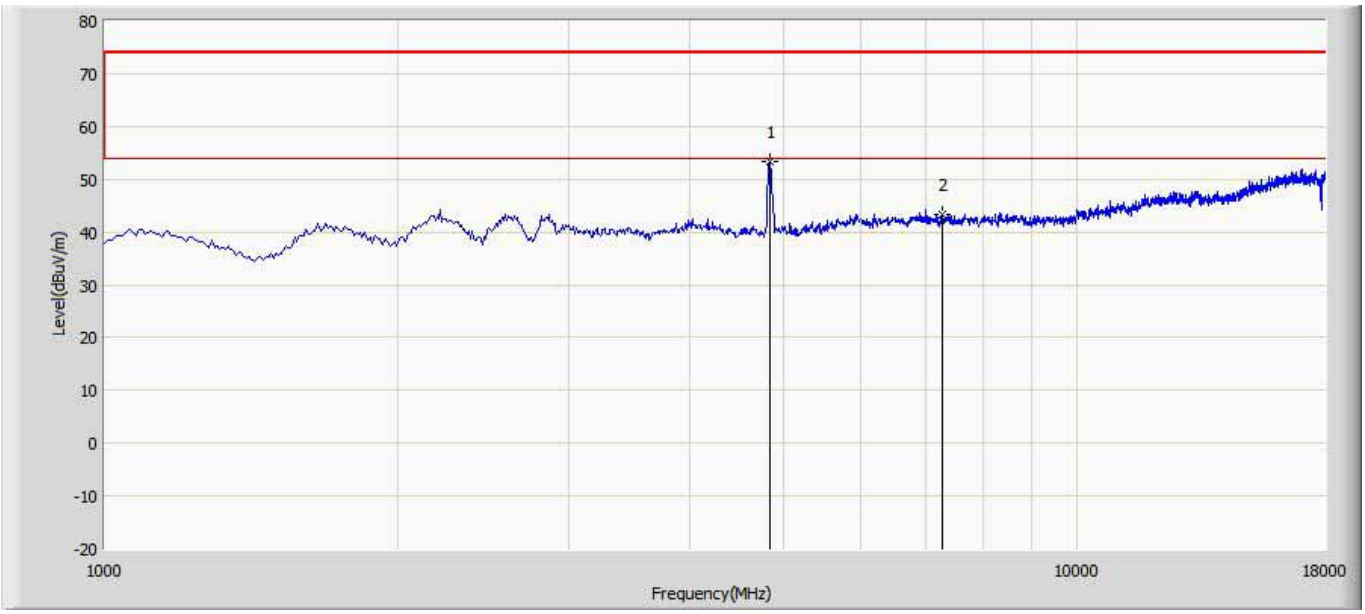

No	Mark	Frequency (MHz)	Measure Level (dBuV/m)	Reading Level (dBuV)	Over Limit (dB)	Limit (dBuV/m)	Factor (dB)	Type
1	*	4842.000	53.428	48.759	-20.572	74.000	4.669	PK
2		7266.000	43.212	35.518	-30.788	74.000	7.694	PK

Engineer: Vic	
Site: AC5	Time: 2017/05/29 - 17:10
Limit: FCC_Part15.209_RE(3m)	Margin: 0
Probe: Horn_3117_00167055(1-18GHz)	Polarity: Vertical
EUT: AP	Power: AC 120V/60HZ
Note: Mode1:Transmit 2422MHz by 802.11n40 Ant1	

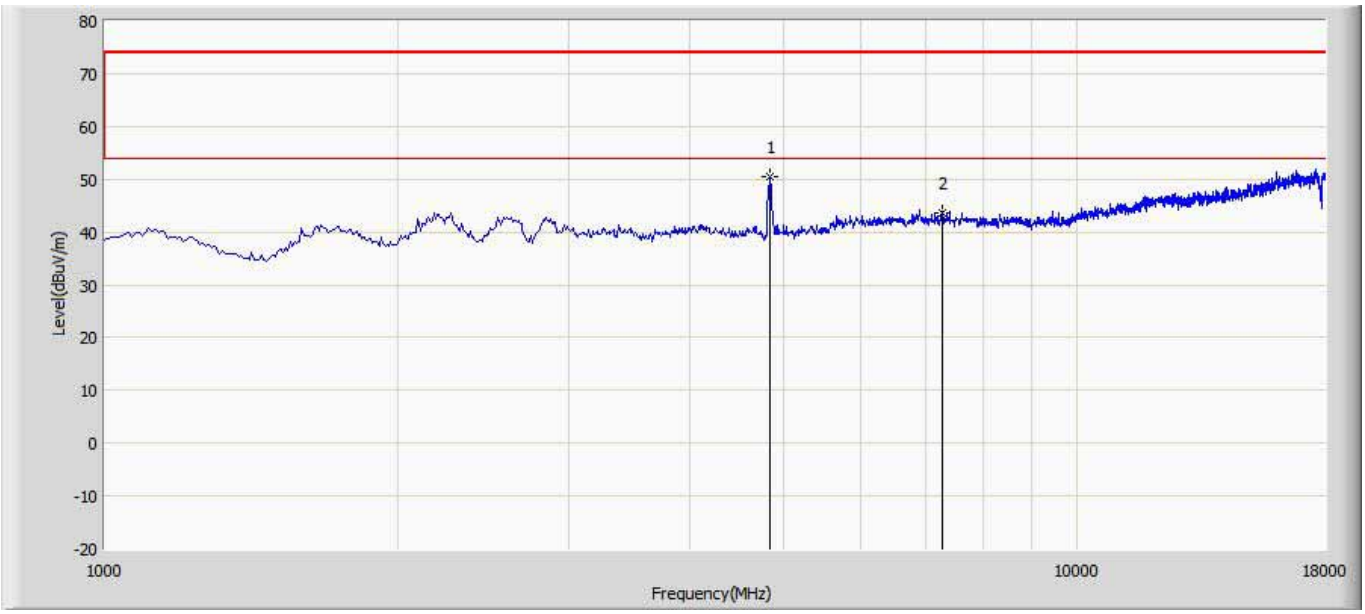

No	Mark	Frequency (MHz)	Measure Level (dBuV/m)	Reading Level (dBuV)	Over Limit (dB)	Limit (dBuV/m)	Factor (dB)	Type
1	*	4842.000	50.397	45.728	-23.603	74.000	4.669	PK
2		7266.000	43.493	35.799	-30.507	74.000	7.694	PK

Engineer: Vic	
Site: AC5	Time: 2017/05/29 - 17:12
Limit: FCC_Part15.209_RE(3m)	Margin: 0
Probe: Horn_3117_00167055(1-18GHz)	Polarity: Horizontal
EUT: AP	Power: AC 120V/60HZ
Note: Mode1:Transmit 2422MHz by 802.11n40 Ant0+1	

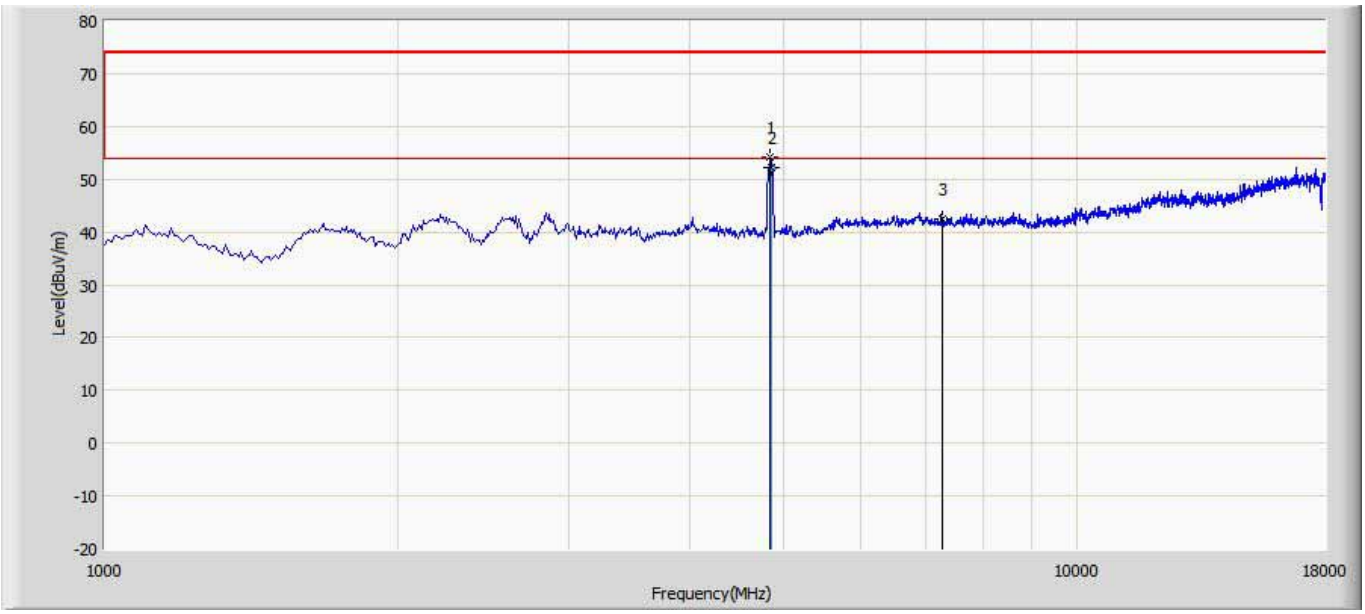

No	Mark	Frequency (MHz)	Measure Level (dBuV/m)	Reading Level (dBuV)	Over Limit (dB)	Limit (dBuV/m)	Factor (dB)	Type
1		4842.000	54.177	49.508	-19.823	74.000	4.669	PK
2	*	4844.300	52.314	47.620	-1.686	54.000	4.694	AV
3		7266.000	42.407	34.713	-31.593	74.000	7.694	PK

Engineer: Vic	
Site: AC5	Time: 2017/05/29 - 17:16
Limit: FCC_Part15.209_RE(3m)	Margin: 0
Probe: Horn_3117_00167055(1-18GHz)	Polarity: Vertical
EUT: AP	Power: AC 120V/60HZ
Note: Mode1:Transmit 2422MHz by 802.11n40 Ant0+1	

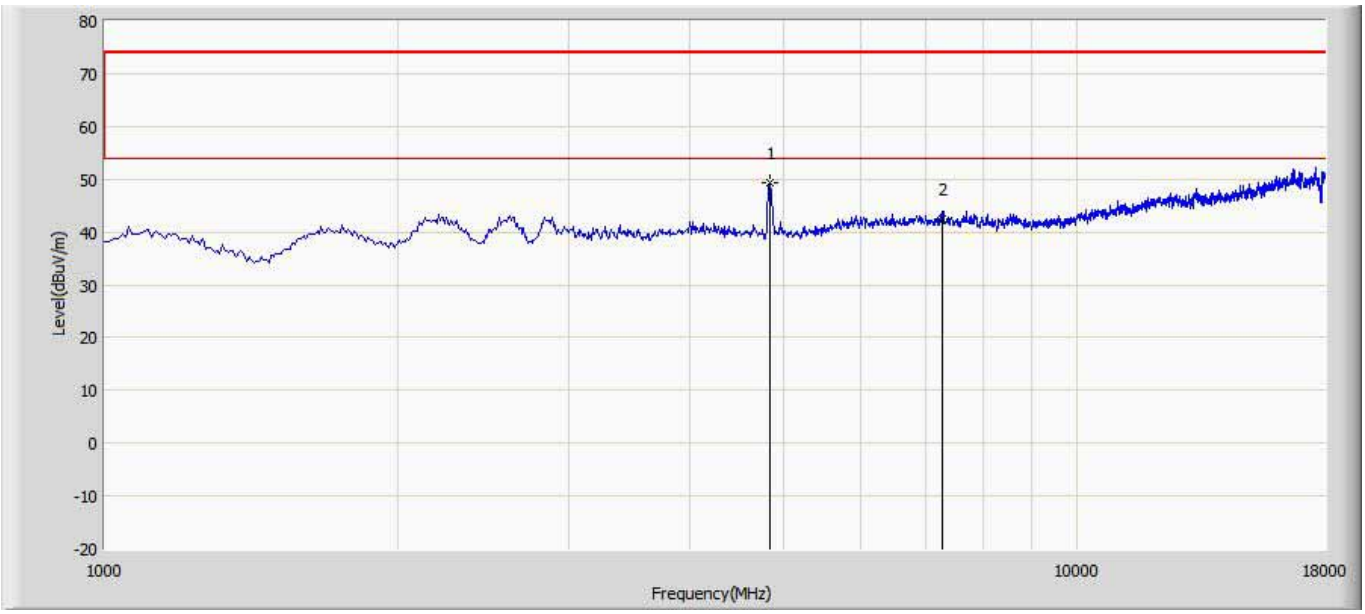

No	Mark	Frequency (MHz)	Measure Level (dBuV/m)	Reading Level (dBuV)	Over Limit (dB)	Limit (dBuV/m)	Factor (dB)	Type
1	*	4842.000	49.260	44.591	-24.740	74.000	4.669	PK
2		7266.000	42.552	34.858	-31.448	74.000	7.694	PK

Engineer: Vic	
Site: AC5	Time: 2017/05/29 - 17:17
Limit: FCC_Part15.209_RE(3m)	Margin: 0
Probe: Horn_3117_00167055(1-18GHz)	Polarity: Horizontal
EUT: AP	Power: AC 120V/60HZ
Note: Mode1:Transmit 2437MHz by 802.11n40 Ant0	

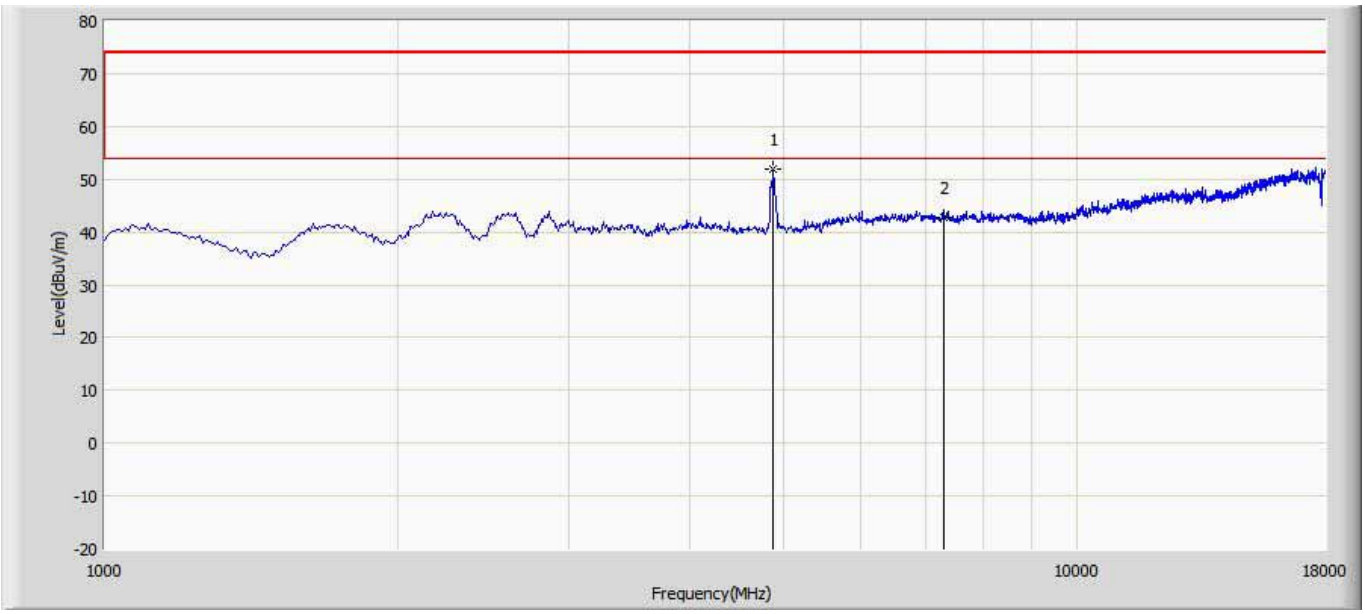

No	Mark	Frequency (MHz)	Measure Level (dBuV/m)	Reading Level (dBuV)	Over Limit (dB)	Limit (dBuV/m)	Factor (dB)	Type
1	*	4876.000	51.962	46.949	-22.038	74.000	5.013	PK
2		7311.000	42.745	34.882	-31.255	74.000	7.863	PK

Engineer: Vic	
Site: AC5	Time: 2017/05/29 - 17:33
Limit: FCC_Part15.209_RE(3m)	Margin: 0
Probe: Horn_3117_00167055(1-18GHz)	Polarity: Vertical
EUT: AP	Power: AC 120V/60HZ
Note: Mode1:Transmit 2437MHz by 802.11n40 Ant0	

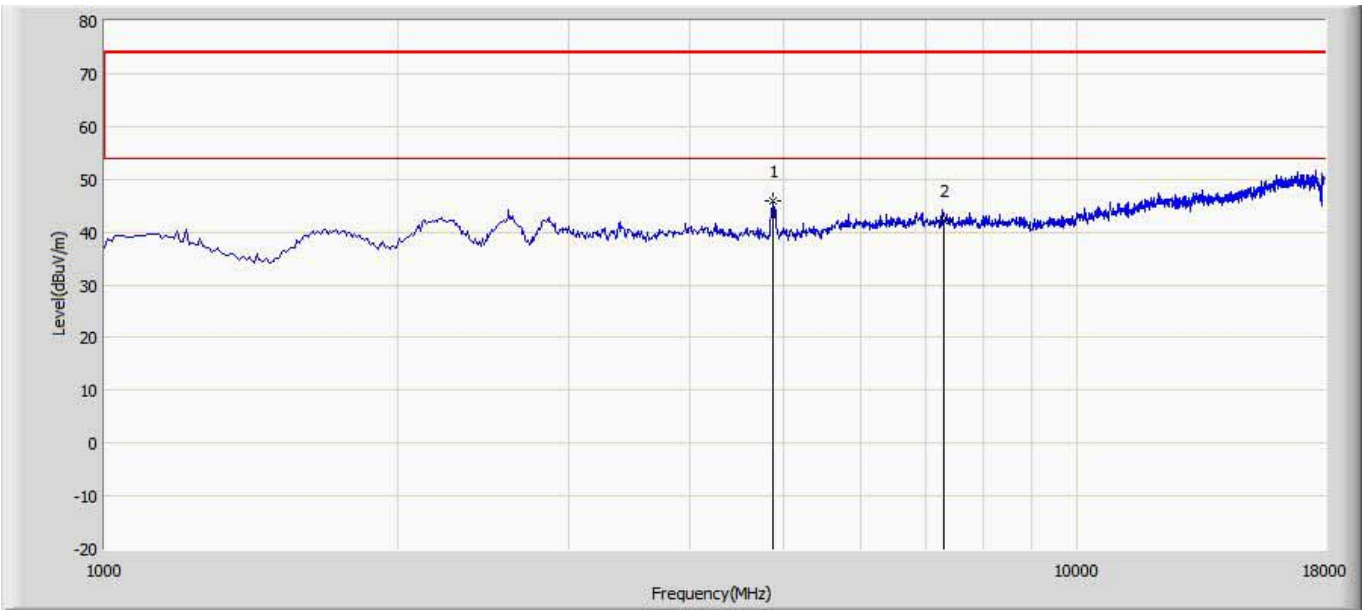

No	Mark	Frequency (MHz)	Measure Level (dBuV/m)	Reading Level (dBuV)	Over Limit (dB)	Limit (dBuV/m)	Factor (dB)	Type
1	*	4876.000	46.007	40.994	-27.993	74.000	5.013	PK
2		7311.000	42.163	34.300	-31.837	74.000	7.863	PK

Engineer: Vic	
Site: AC5	Time: 2017/05/29 - 17:34
Limit: FCC_Part15.209_RE(3m)	Margin: 0
Probe: Horn_3117_00167055(1-18GHz)	Polarity: Horizontal
EUT: AP	Power: AC 120V/60HZ
Note: Mode1:Transmit 2437MHz by 802.11n40 Ant1	

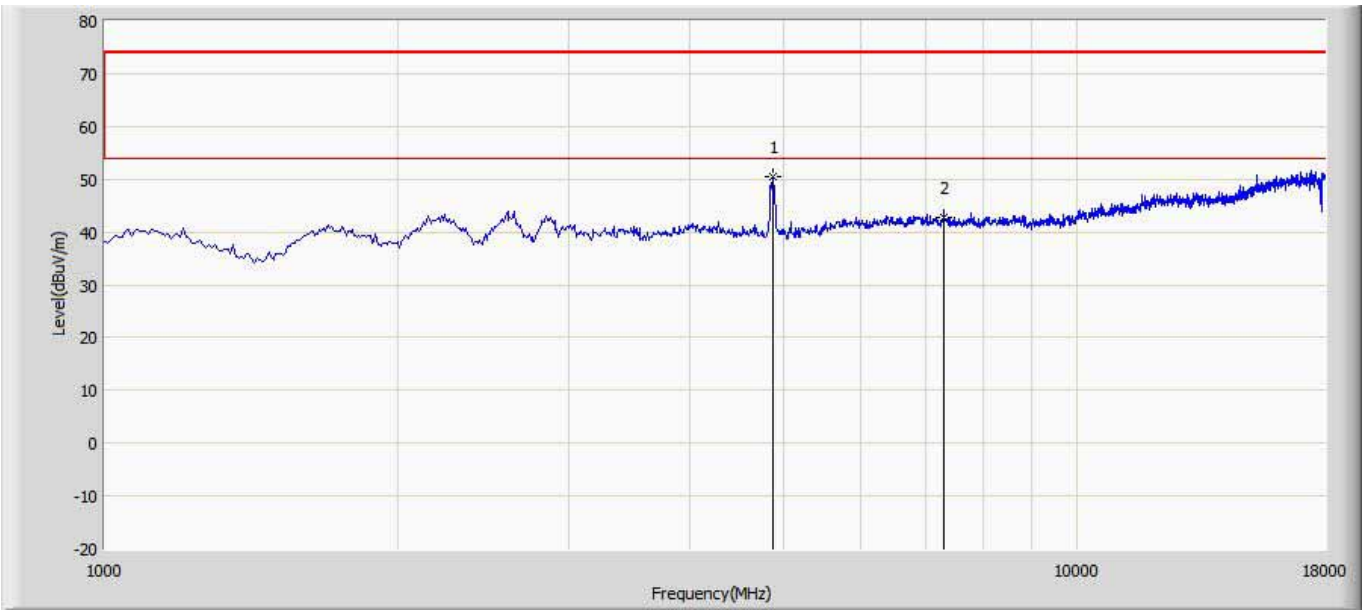

No	Mark	Frequency (MHz)	Measure Level (dBuV/m)	Reading Level (dBuV)	Over Limit (dB)	Limit (dBuV/m)	Factor (dB)	Type
1	*	4867.500	50.457	45.525	-23.543	74.000	4.933	PK
2		7311.000	42.800	34.937	-31.200	74.000	7.863	PK

Engineer: Vic	
Site: AC5	Time: 2017/05/29 - 17:36
Limit: FCC_Part15.209_RE(3m)	Margin: 0
Probe: Horn_3117_00167055(1-18GHz)	Polarity: Vertical
EUT: AP	Power: AC 120V/60HZ
Note: Mode1:Transmit 2437MHz by 802.11n40 Ant1	

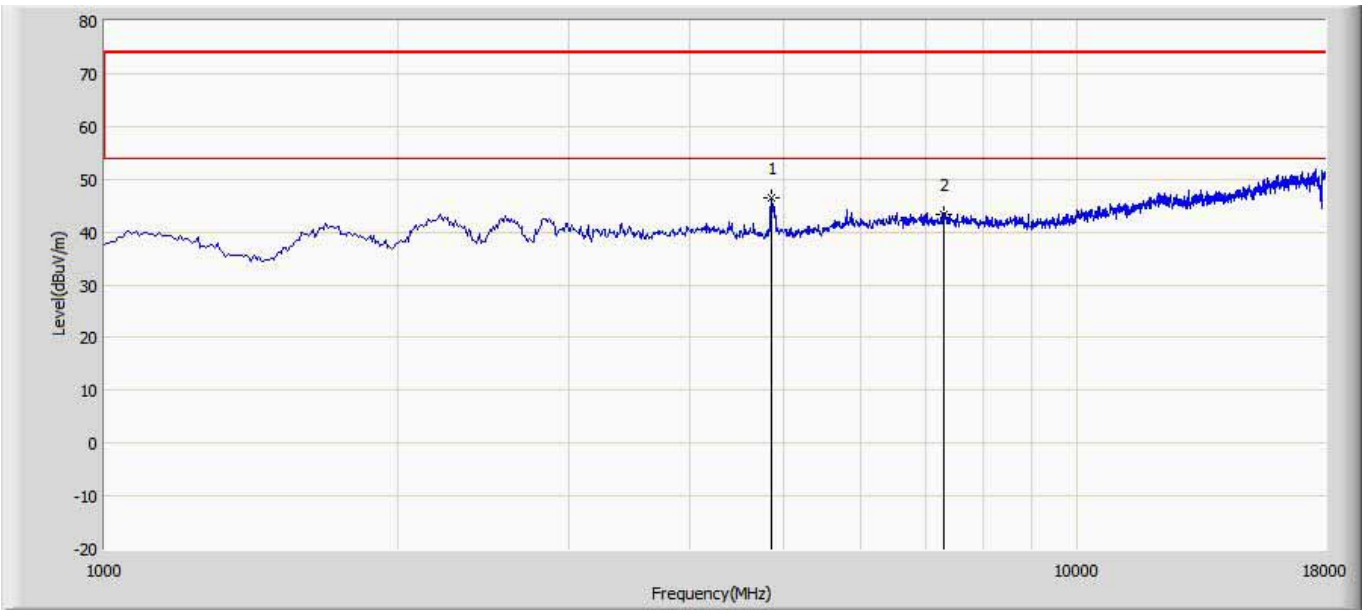

No	Mark	Frequency (MHz)	Measure Level (dBuV/m)	Reading Level (dBuV)	Over Limit (dB)	Limit (dBuV/m)	Factor (dB)	Type
1	*	4850.500	46.512	41.752	-27.488	74.000	4.760	PK
2		7311.000	43.183	35.320	-30.817	74.000	7.863	PK

Engineer: Vic	
Site: AC5	Time: 2017/05/29 - 17:38
Limit: FCC_Part15.209_RE(3m)	Margin: 0
Probe: Horn_3117_00167055(1-18GHz)	Polarity: Horizontal
EUT: AP	Power: AC 120V/60HZ
Note: Mode1:Transmit 2437MHz by 802.11n40 Ant0+1	

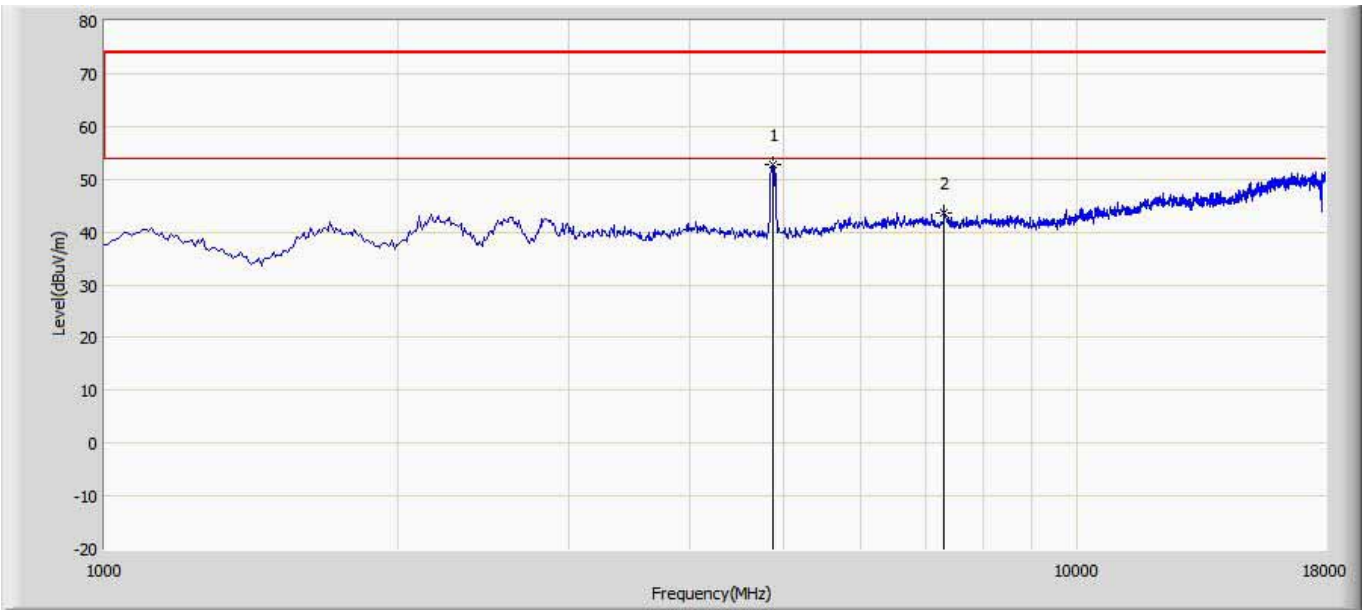

No	Mark	Frequency (MHz)	Measure Level (dBuV/m)	Reading Level (dBuV)	Over Limit (dB)	Limit (dBuV/m)	Factor (dB)	Type
1	*	4867.500	52.659	47.727	-21.341	74.000	4.933	PK
2		7311.000	43.555	35.692	-30.445	74.000	7.863	PK

Engineer: Vic	
Site: AC5	Time: 2017/05/29 - 17:39
Limit: FCC_Part15.209_RE(3m)	Margin: 0
Probe: Horn_3117_00167055(1-18GHz)	Polarity: Vertical
EUT: AP	Power: AC 120V/60HZ
Note: Mode1:Transmit 2437MHz by 802.11n40 Ant0+1	

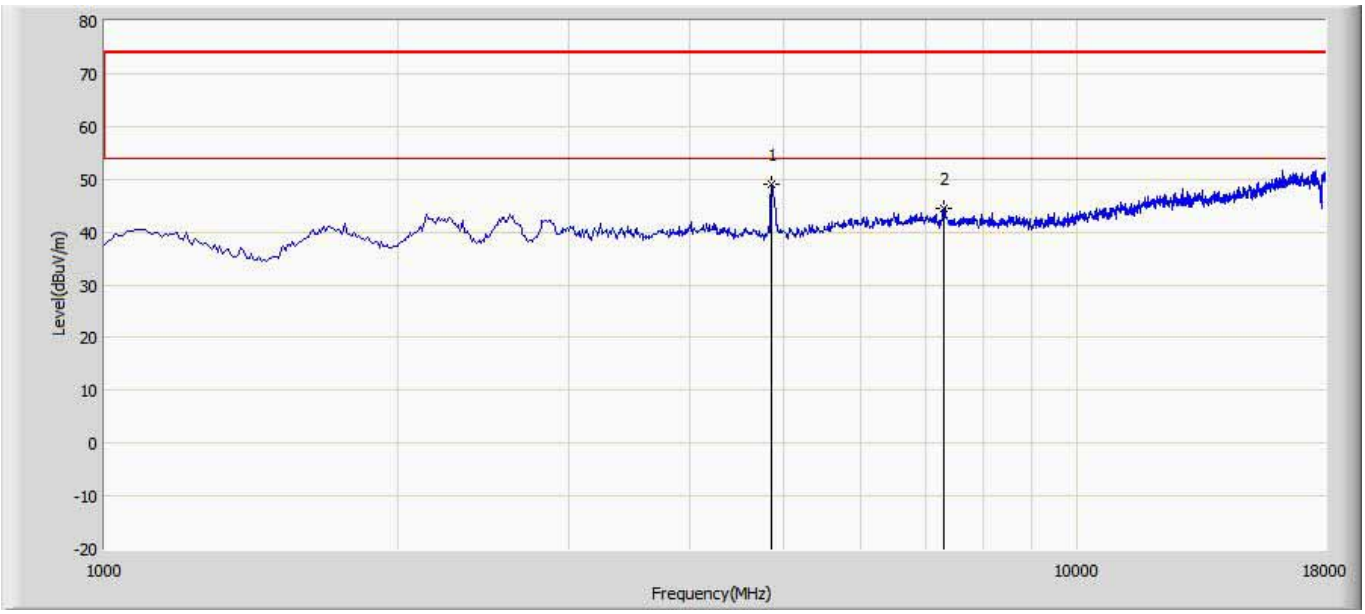

No	Mark	Frequency (MHz)	Measure Level (dBuV/m)	Reading Level (dBuV)	Over Limit (dB)	Limit (dBuV/m)	Factor (dB)	Type
1	*	4850.500	49.043	44.283	-24.957	74.000	4.760	PK
2		7311.000	44.338	36.475	-29.662	74.000	7.863	PK

Engineer: Vic	
Site: AC5	Time: 2017/05/29 - 17:41
Limit: FCC_Part15.209_RE(3m)	Margin: 0
Probe: Horn_3117_00167055(1-18GHz)	Polarity: Horizontal
EUT: AP	Power: AC 120V/60HZ
Note: Mode1:Transmit 2452MHz by 802.11n40 Ant0	

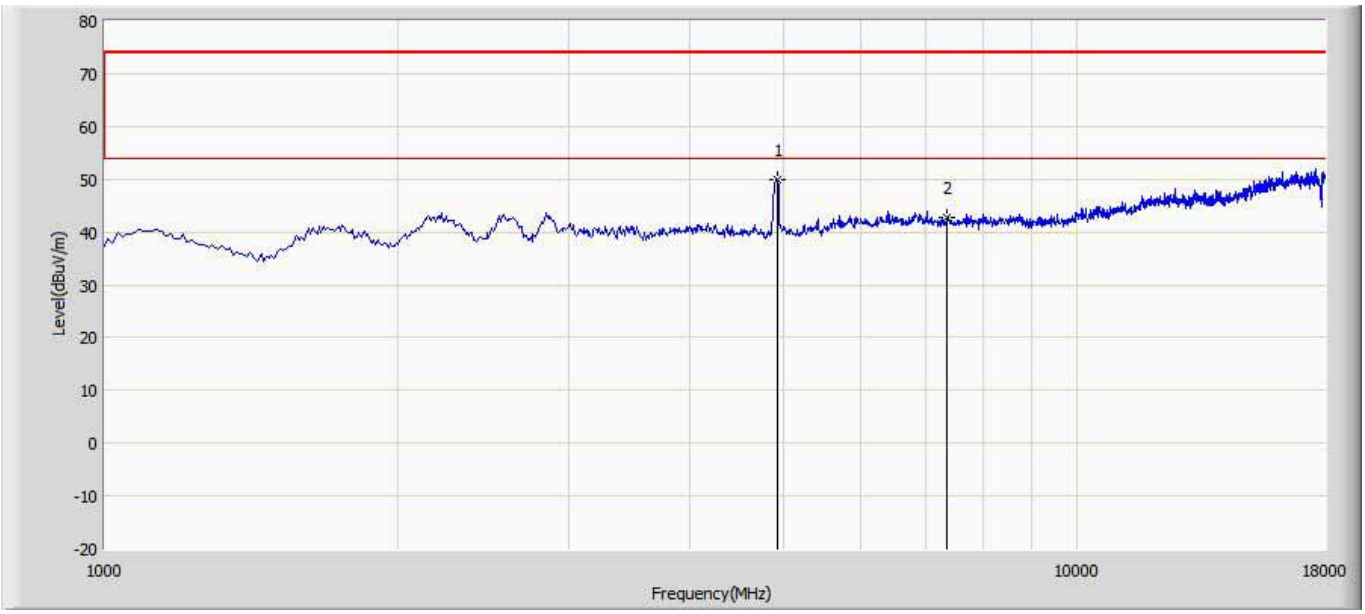

No	Mark	Frequency (MHz)	Measure Level (dBuV/m)	Reading Level (dBuV)	Over Limit (dB)	Limit (dBuV/m)	Factor (dB)	Type
1	*	4927.000	49.883	44.853	-24.117	74.000	5.030	PK
2		7356.000	42.768	34.911	-31.232	74.000	7.857	PK

Engineer: Vic	
Site: AC5	Time: 2017/05/29 - 17:44
Limit: FCC_Part15.209_RE(3m)	Margin: 0
Probe: Horn_3117_00167055(1-18GHz)	Polarity: Vertical
EUT: AP	Power: AC 120V/60HZ
Note: Mode1:Transmit 2452MHz by 802.11n40 Ant0	

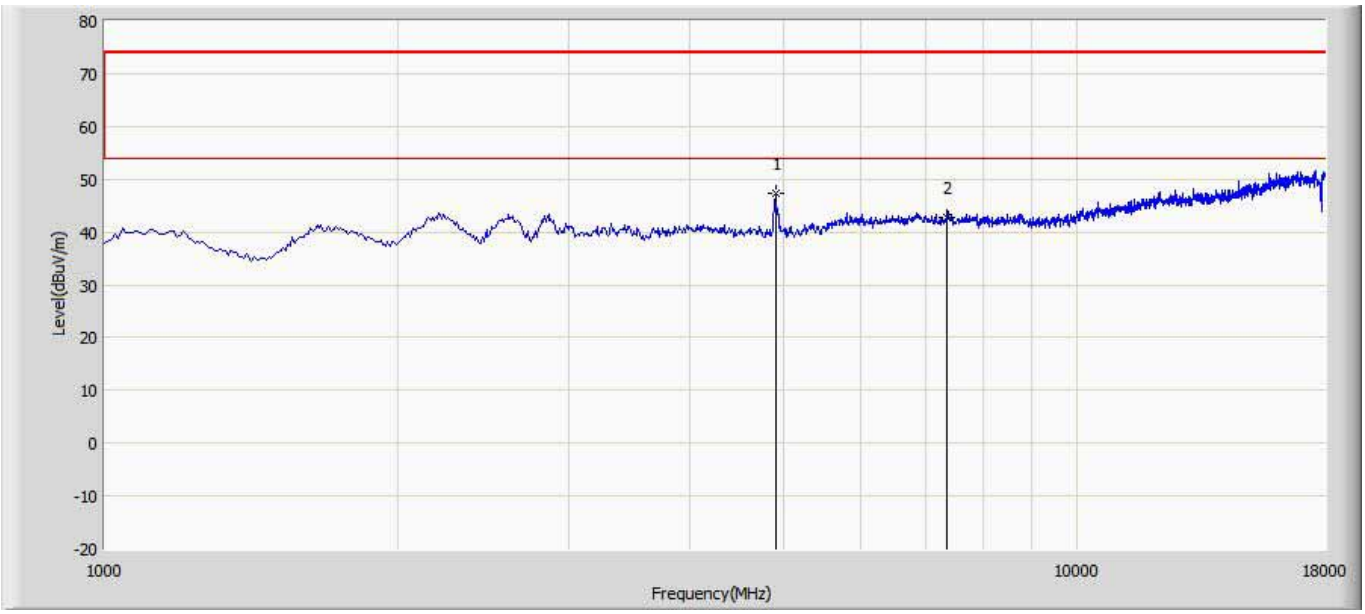

No	Mark	Frequency (MHz)	Measure Level (dBuV/m)	Reading Level (dBuV)	Over Limit (dB)	Limit (dBuV/m)	Factor (dB)	Type
1	*	4901.500	47.375	42.591	-26.625	74.000	4.784	PK
2		7356.000	42.835	34.978	-31.165	74.000	7.857	PK

Engineer: Vic	
Site: AC5	Time: 2017/05/29 - 17:47
Limit: FCC_Part15.209_RE(3m)	Margin: 0
Probe: Horn_3117_00167055(1-18GHz)	Polarity: Horizontal
EUT: AP	Power: AC 120V/60HZ
Note: Mode1:Transmit 2452MHz by 802.11n40 Ant1	

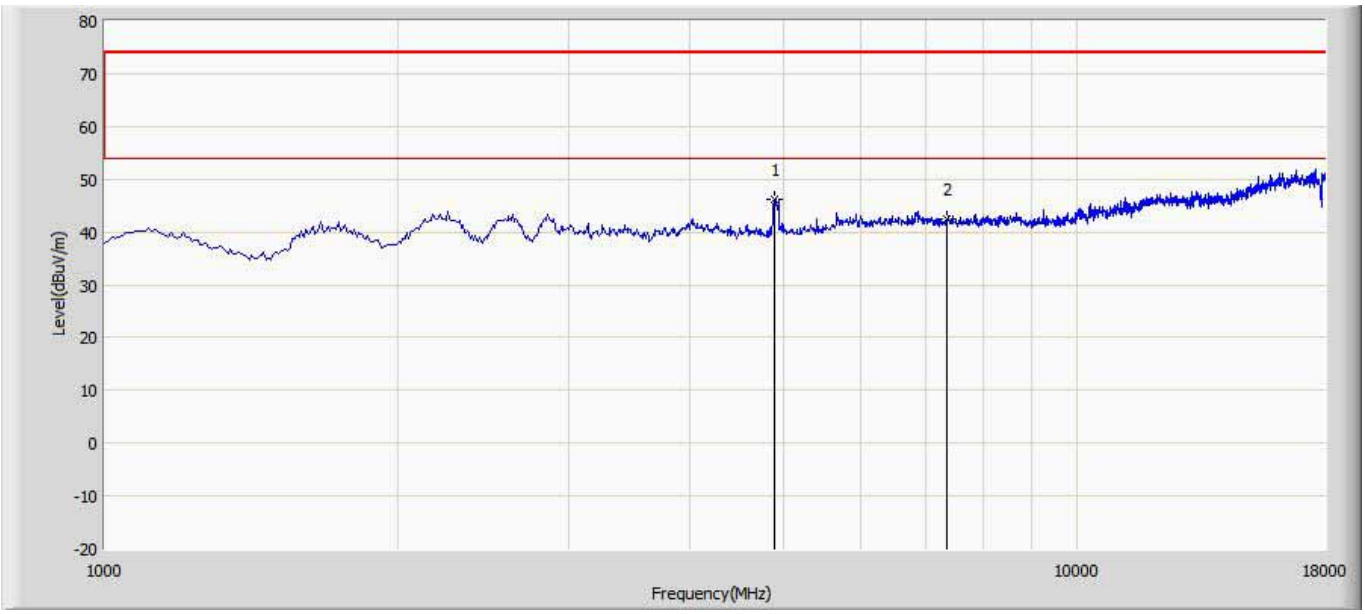

No	Mark	Frequency (MHz)	Measure Level (dBuV/m)	Reading Level (dBuV)	Over Limit (dB)	Limit (dBuV/m)	Factor (dB)	Type
1	*	4893.000	46.094	41.327	-27.906	74.000	4.767	PK
2		7356.000	42.376	34.519	-31.624	74.000	7.857	PK

Engineer: Vic	
Site: AC5	Time: 2017/05/29 - 17:51
Limit: FCC_Part15.209_RE(3m)	Margin: 0
Probe: Horn_3117_00167055(1-18GHz)	Polarity: Vertical
EUT: AP	Power: AC 120V/60HZ
Note: Mode1:Transmit 2452MHz by 802.11n40 Ant1	

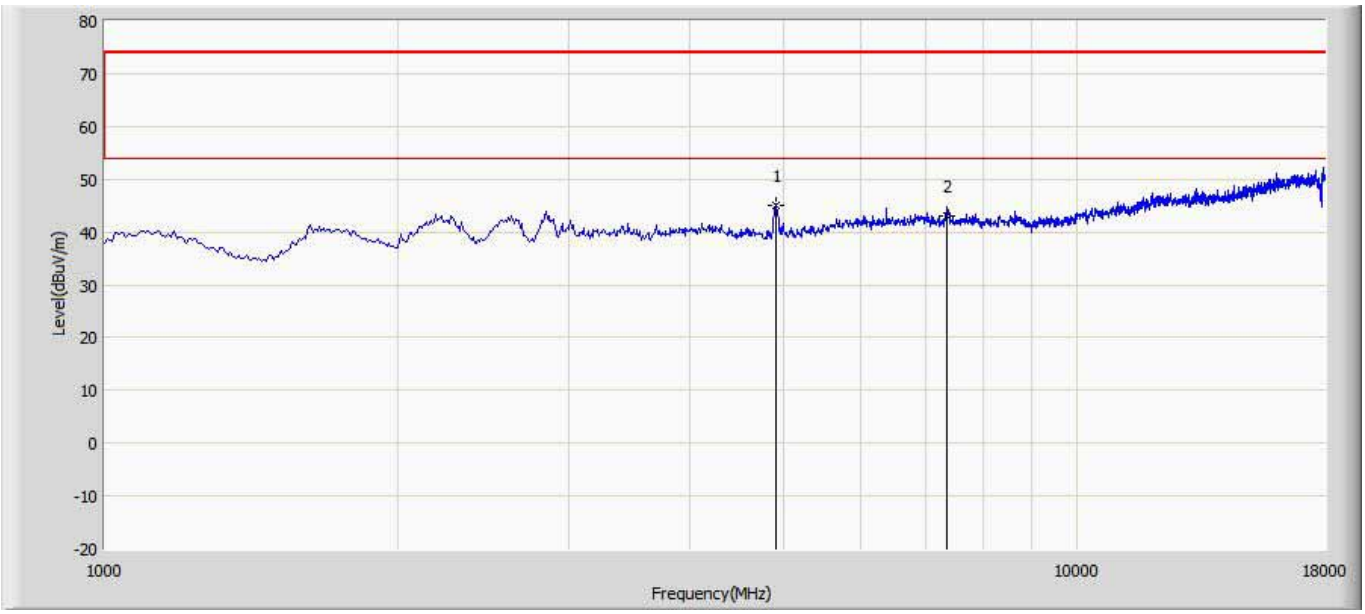

No	Mark	Frequency (MHz)	Measure Level (dBuV/m)	Reading Level (dBuV)	Over Limit (dB)	Limit (dBuV/m)	Factor (dB)	Type
1	*	4901.500	45.102	40.318	-28.898	74.000	4.784	PK
2		7356.000	43.016	35.159	-30.984	74.000	7.857	PK

Engineer: Vic	
Site: AC5	Time: 2017/05/29 - 17:54
Limit: FCC_Part15.209_RE(3m)	Margin: 0
Probe: Horn_3117_00167055(1-18GHz)	Polarity: Horizontal
EUT: AP	Power: AC 120V/60HZ
Note: Mode1:Transmit 2452MHz by 802.11n40 Ant0+1	

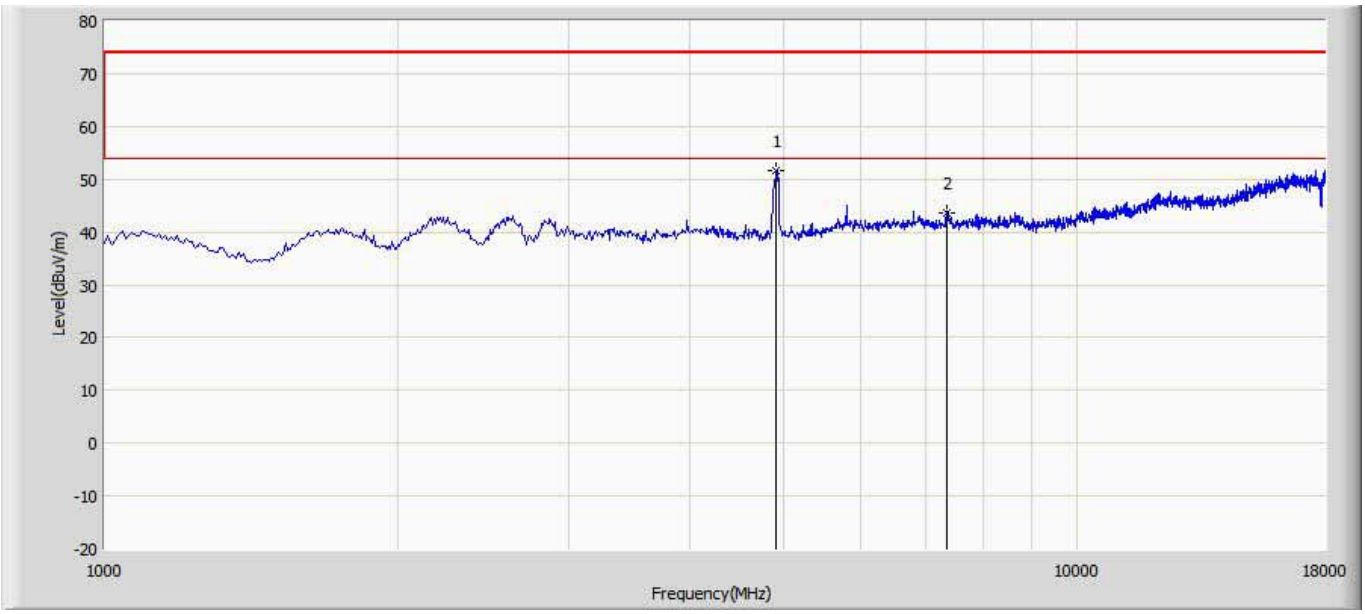

No	Mark	Frequency (MHz)	Measure Level (dBuV/m)	Reading Level (dBuV)	Over Limit (dB)	Limit (dBuV/m)	Factor (dB)	Type
1	*	4910.000	51.491	46.689	-22.509	74.000	4.802	PK
2		7356.000	43.725	35.868	-30.275	74.000	7.857	PK

Engineer: Vic	
Site: AC5	Time: 2017/05/29 - 17:56
Limit: FCC_Part15.209_RE(3m)	Margin: 0
Probe: Horn_3117_00167055(1-18GHz)	Polarity: Vertical
EUT: AP	Power: AC 120V/60HZ
Note: Mode1:Transmit 2452MHz by 802.11n40 Ant0+1	

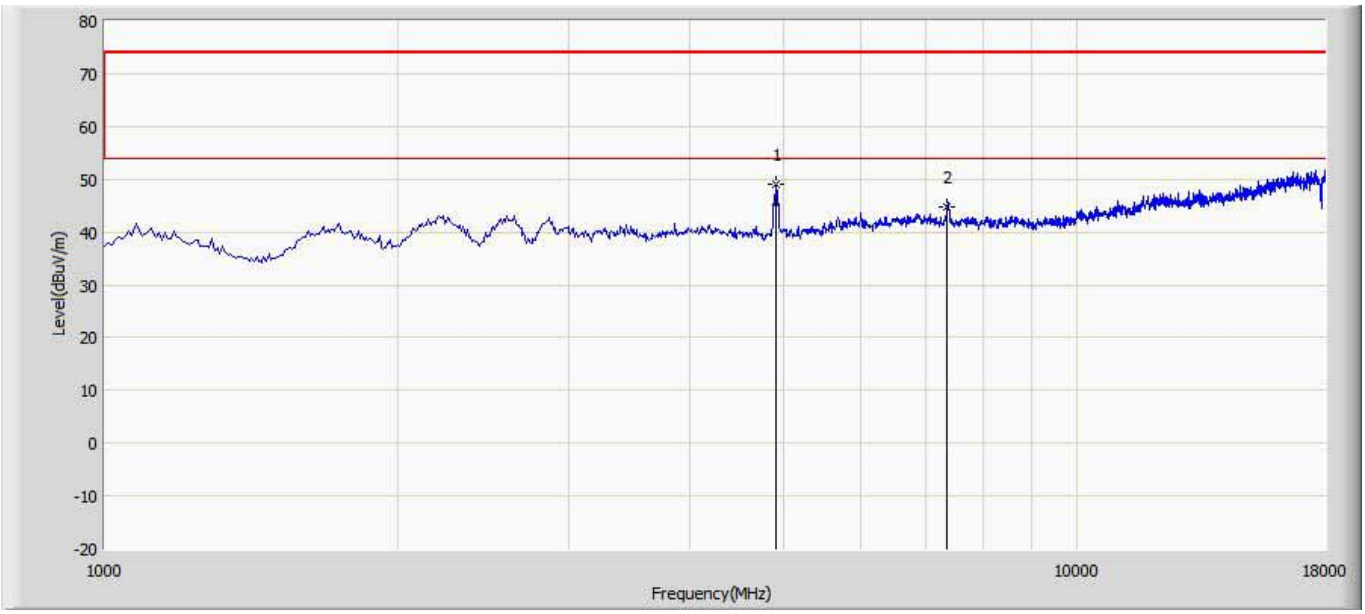

No	Mark	Frequency (MHz)	Measure Level (dBuV/m)	Reading Level (dBuV)	Over Limit (dB)	Limit (dBuV/m)	Factor (dB)	Type
1	*	4901.500	49.178	44.394	-24.822	74.000	4.784	PK
2		7356.000	44.626	36.769	-29.374	74.000	7.857	PK

The worst case of Radiated Emission below 1GHz:

Site: AC2	Time: 2017/05/27
Limit: FCC_Part15.109_RE(3m)_ClassB	Margin: 0
Probe: CB7_CBL6112_0726	Polarity: Horizontal
EUT: AP	Power: POE
Note: Mode 1	

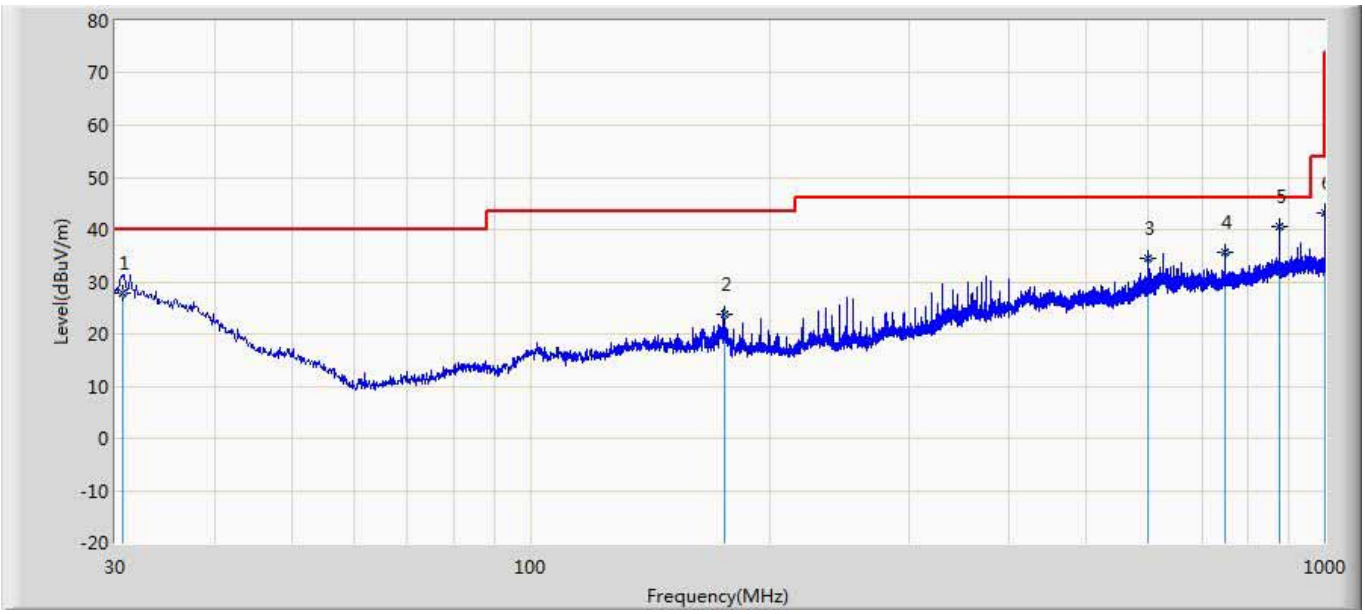

No	Mark	Frequency (MHz)	Measure Level (dBuV/m)	Reading Level (dBuV)	Over Limit (dB)	Limit (dBuV/m)	Probe (dB/m)	Cable (dB)	Amp (dB)	Ant Pos (cm)	Table Pos (deg)	Type
1		30.635	27.718	31.773	-12.282	40.000	18.431	0.607	23.093	200	135	QP
2		175.362	23.855	36.066	-19.645	43.500	9.439	1.439	23.089	100	253	QP
3		599.996	34.510	35.624	-11.490	46.000	19.000	2.676	22.790	200	13	QP
4		749.850	35.777	35.591	-10.223	46.000	19.796	3.030	22.640	200	113	QP
5	*	875.116	40.567	39.516	-5.433	46.000	20.451	3.260	22.660	200	113	QP
6		999.685	43.276	40.749	-10.724	54.000	21.297	3.500	22.270	100	32	QP

Note:

1. " * ", means this data is the worst emission level.
2. Measurement Level = Reading Level + Factor(Probe+Cable-Amp).

Site: AC2	Time: 2017/05/27
Limit: FCC_Part15.109_RE(3m)_ClassB	Margin: 0
Probe: CB7_CBL6112_0726	Polarity: Vertical
EUT: AP	Power: POE
Note: Mode 1	

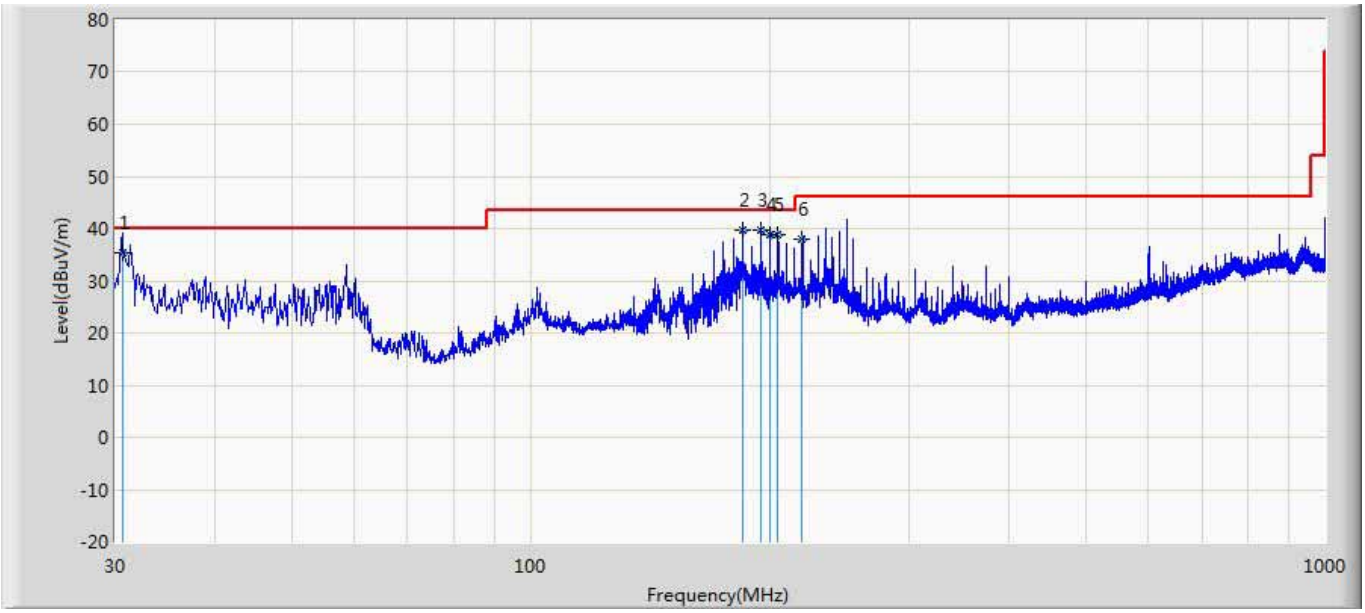

No	Mark	Frequency (MHz)	Measure Level (dBuV/m)	Reading Level (dBuV)	Over Limit (dB)	Limit (dBuV/m)	Probe (dB/m)	Cable (dB)	Amp (dB)	Ant Pos (cm)	Table Pos (deg)	Type
1		30.650	35.326	39.390	-4.674	40.000	18.423	0.607	23.093	100	326	QP
2	*	184.996	39.598	51.990	-3.902	43.500	9.250	1.478	23.120	100	46	QP
3		194.999	39.568	51.858	-3.932	43.500	9.350	1.520	23.160	100	200	QP
4		199.860	38.768	50.918	-4.732	43.500	9.490	1.540	23.180	100	223	QP
5		204.965	38.710	50.999	-4.790	43.500	9.351	1.554	23.194	100	33	QP
6		219.685	38.016	50.353	-7.984	46.000	9.303	1.600	23.240	100	325	QP

Note:

1. " * ", means this data is the worst emission level.
2. Measurement Level = Reading Level + Factor(Probe+Cable-Amp).

5. Emissions in non-restricted frequency bands

5.1. Test Equipment

Occupied Bandwidth / TR-8					
Instrument	Manufacturer	Type No.	Serial No.	Cal. Date	Cal. Due Date
Spectrum Analyzer	Agilent	N9010A	MY48030494	2017.02.04	2018.02.03
EXA Spectrum Analyzer	Keysight	N9010A	MY55370495	2017.04.09	2018.04.08
MXA Signal Anlyzer	Keysight	N9020A	MY56060147	2017.04.09	2018.04.08
Temperature/Humidity Meter	zhichen	ZC1-2	TR8-TH	2017.04.10	2018.04.09
Note: All equipments are calibrated with traceable calibrations. Each calibration is traceable to the national or international standards.					

5.2. Test Setup

Occupied Bandwidth test setup:

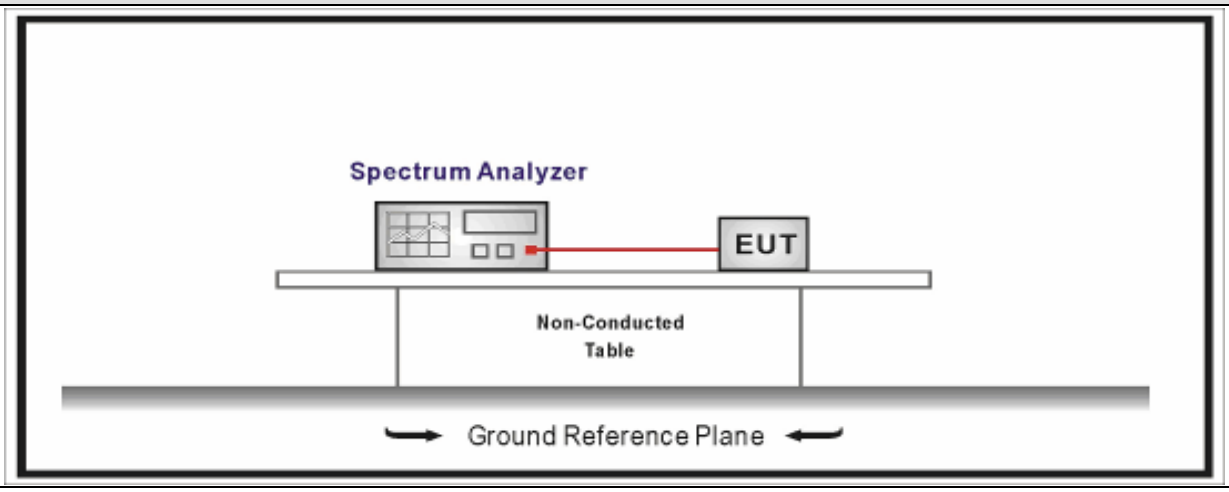

5.3. Limit

Un-Restricted Band Emissions Limit	
RF Output power (Detection methods)	Limit(dB)
RF Output power(Average detector)	30c(Note1)
RF Output power(PK detector)	20c(Note2)

Note 1: If maximum conducted (average) output power was used to demonstrate compliance as described in 9.2, then the peak power in any 100 kHz bandwidth outside of the authorized frequency band shall be attenuated by at least 30 dB relative to the maximum in-band peak PSD level in 100 kHz (i.e., 30 dBc).

Note 2: If the maximum peak conducted output power procedure was used, then the peak output power measured in any 100 kHz bandwidth outside of the authorized frequency band shall be attenuated by at least 20 dB relative to the maximum in-band peak PSD level in 100 kHz (i.e., 20 dBc).

5.4. Test Procedure

Test Method						
	References Rule				Chapter	Description
☒	ANSI C63.10				11.11	Emissions in non-restricted frequency bands
	☒	ANSI C63.10			11.11.2	Reference level measurement
	☒	ANSI C63.10			11.11.3	Emission level measurement
☐	ANSI C63.10				11.12	Emissions in restricted frequency bands
	☐	ANSI C63.10			11.12.1	Radiated emission measurements
	☐	ANSI C63.10			11.12.2.7	Radiated spurious emission test
☐	ANSI C63.10				6.4	Radiated emissions from unlicensed wireless devices below 30 MHz
☐	ANSI C63.10				6.5	Radiated emissions from unlicensed wireless devices in the frequency range of 30 MHz to 1000 MHz
☒	ANSI C63.10				6.6	Radiated emissions from unlicensed wireless devices above 1 GHz
	☒	ANSI C63.10			11.12.2	Antenna-port conducted measurements
		☐	ANSI C63.10		11.12.2.3	Quasi-peak measurement procedure
		☒	ANSI C63.10		11.12.2.4	Peak power measurement procedure
		☐	ANSI C63.10		11.12.2.5	Average power measurement procedures
			☐	ANSI C63.10	11.12.2.5.1	Trace averaging with continuous EUT transmission at full power
			☐	ANSI C63.10	11.12.2.5.2	Trace averaging across ON and OFF times of the EUT transmissions followed by duty cycle correction
			☐	ANSI C63.10	11.12.2.5.3	Reduced VBW averaging across ON and OFF times of the EUT transmissions with max hold

5.5. EUT test Axis definition

Item	Emissions in non-restricted frequency bands			
Device Category	☒	Fixed position use		
	☐	Mobile position use		
Test mode	Mode 1 ~ Mode 4			
Test method	☐	Radiated		
		X Axis	Y Axis	Z Axis
			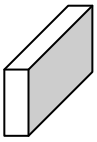	
		Worst Axis ☐	Worst Axis ☐	Worst Axis ☐
	☒	Conducted		
	☐	Chain 0		
	☒	Chain 0	Chain 1	
		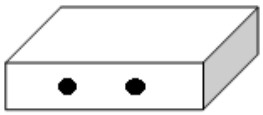		
	☐	Chain 0	Chain 1	Chain 2

5.6. Test Result

Product Name	:	AP	Power	:	AC 120V/60Hz
Test Mode	:	Mode 1-4	Test Site	:	AC-5
Test Date	:	2017.05.31			

Mode	Channel	Test Frequency (MHz)	In-Band PSD[a] (dBm/100kHz)	Frequency (MHz)	Out-Band PSD[b] (dBm/100kHz)	[a]-[b] (dB)	Limit (dB)	Result
1	01	2412	7.317	2411.02	-41.103	48.420	>30	Pass
1	11	2462	6.414	2463.52	-46.176	52.590	>30	Pass
2	01	2412	7.518	2407.02	-18.133	25.651	>30	Pass
2	11	2462	3.641	2455.76	-46.340	49.981	>30	Pass
3	01	2412	6.783	2405.76	-19.753	26.536	>30	Pass
3	11	2462	2.522	2455.76	-49.136	51.658	>30	Pass
4	03	2422	2.037	2405.75	-25.508	27.545	>30	Pass
4	09	2452	-1.070	2435.76	-47.222	46.152	>30	Pass

Note 1: We have evaluated each antennas, shown in the report is the worst data.

Note 2:The worst data of Emissions in non-restricted frequency bands as below:

3: As the radiated emission was performed, so conducted emission was only tested for the nearest emission of fundamental frequency.

4: In-Band PSD[a] data is tested by Mid channel.

Mode 2 CH01(2412MHz)

6. Radiated Emission Band Edge

6.1. Test Equipment

Radiated Emission(Above 1GHz) / AC-5					
Instrument	Manufacturer	Type No.	Serial No.	Cal. Date	Cal. Due Date
EMI Receiver	Agilent	N9038A	MY51210196	2016.07.16	2017.07.15
Pre-Amplifier	Miteq	NSP1800-25	1364185	2017.05.03	2018.05.02
DRG Horn Antenna	ETS-Lindgren	3117	00167055	2016.07.12	2017.07.11
Broad-Band Horn Antenna	Schwarzbeck	BBHA9170	294	2016.09.18	2017.09.17
Coaxial Cable	Huber+Suhner	SUCOFLEX 106	AC5-C1	2017.02.28	2018.02.27
Coaxial Cable	Huber+Suhner	SUCOFLEX 106	AC5-C2	2017.02.28	2018.02.27
Temperature/Humidity Meter	Zhichen	ZC1-2	AC5-TH	2017.01.05	2018.01.04
Note: All equipments are calibrated with traceable calibrations. Each calibration is traceable to the national or international standards.					

6.2. Test Setup

Above 1GHz Test Setup:

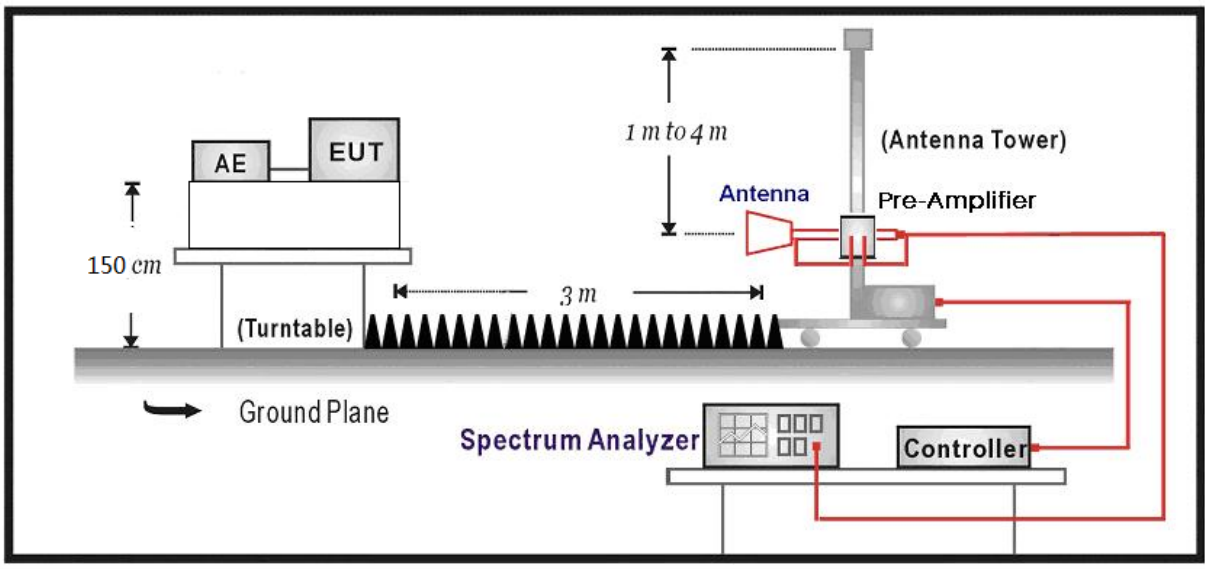

6.3. Limit

Band edge Limit				
Frequency bands (MHz)	Detector	Limit (dB μ V/m)	RBW (MHz)	Distance (m)
2310-2390 2483.5-2500	PK	74	1	3
	AV	54	1	3
Note: The field strength of emissions appearing within these frequency bands shall not exceed the limits.				

6.4. Test Procedure

Test Method						
	References Rule				Chapter	Description
☒	ANSI C63.10				6.10	Band-edge testing
	☒	ANSI C63.10			6.10.5	Restricted-band band-edge measurements
	☐	ANSI C63.10			6.10.6	Marker-delta method
☒	ANSI C63.10				11.12	Emissions in restricted frequency bands
	☒	ANSI C63.10			11.12.1	Radiated emission measurements
	☒	ANSI C63.10			11.12.2.7	Radiated spurious emission test
☐	ANSI C63.10				6.4	Radiated emissions from unlicensed wireless devices below 30 MHz
☐	ANSI C63.10				6.5	Radiated emissions from unlicensed wireless devices in the frequency range of 30 MHz to 1000 MHz
☒	ANSI C63.10				6.6	Radiated emissions from unlicensed wireless devices above 1 GHz
		☐	ANSI C63.10		11.12.2.3	Quasi-peak measurement procedure
		☐	ANSI C63.10		11.12.2.4	Peak power measurement procedure
		☒	ANSI C63.10		11.12.2.5	Average power measurement procedures
			☐	ANSI C63.10	11.12.2.5.1	Trace averaging with continuous EUT transmission at full power
			☐	ANSI C63.10	11.12.2.5.2	Trace averaging across ON and OFF times of the EUT transmissions followed by duty cycle correction
			☒	ANSI C63.10	11.12.2.5.3	Reduced VBW averaging across ON and OFF times of the EUT transmissions with max hold

6.5. EUT test definition

Item	Emissions in non-restricted frequency bands			
Device Category	☒	Fixed position use		
	☐	Mobile position use		
Test mode	Mode 1~4			
Test method	☒	Radiated		
		X Axis	Y Axis	Z Axis
			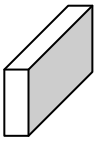	
		Worst Axis ☒	Worst Axis ☐	Worst Axis ☐
	☐	Conducted		
	☐	Chain 1		
	☐	Chain 1	Chain 2	
		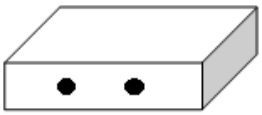		
	☐	Chain 1	Chain 2	Chain 3

6.6. Duty Cycle

Test Mode	Tx On (ms)	Tx Off (ms)	VBW	Tx On + Tx Off (ms)	Duty Cycle
802.11b	16.35	0.12	62Hz	16.47	99.27%
802.11g	1.35	0.06	750Hz	1.41	95.74%
802.11n(20MHz)	1.26	0.06	820Hz	1.32	95.45%
802.11n(40MHz)	0.621	0.049	1.8KHz	0.67	92.69%

802.11b

802.11g

802.11n(20MHz)

802.11n(40MHz)

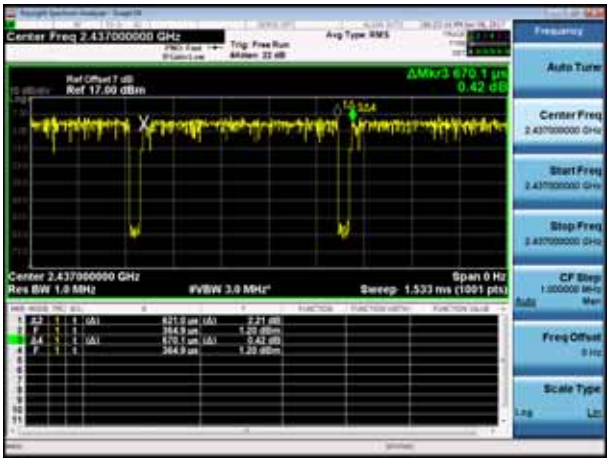

6.7. Test Result

Engineer: Vic	
Site: AC5	Time: 2017/06/07 - 21:35
Limit: FCC_Part15.209_RE(3m)	Margin: 0
Probe: Horn_3117_00167055(1-18GHz)	Polarity: Horizontal
EUT: AP	Power: AC 120V/60HZ
Note: Mode1:Transmit 2412MHz by 80.11b Ant 0	

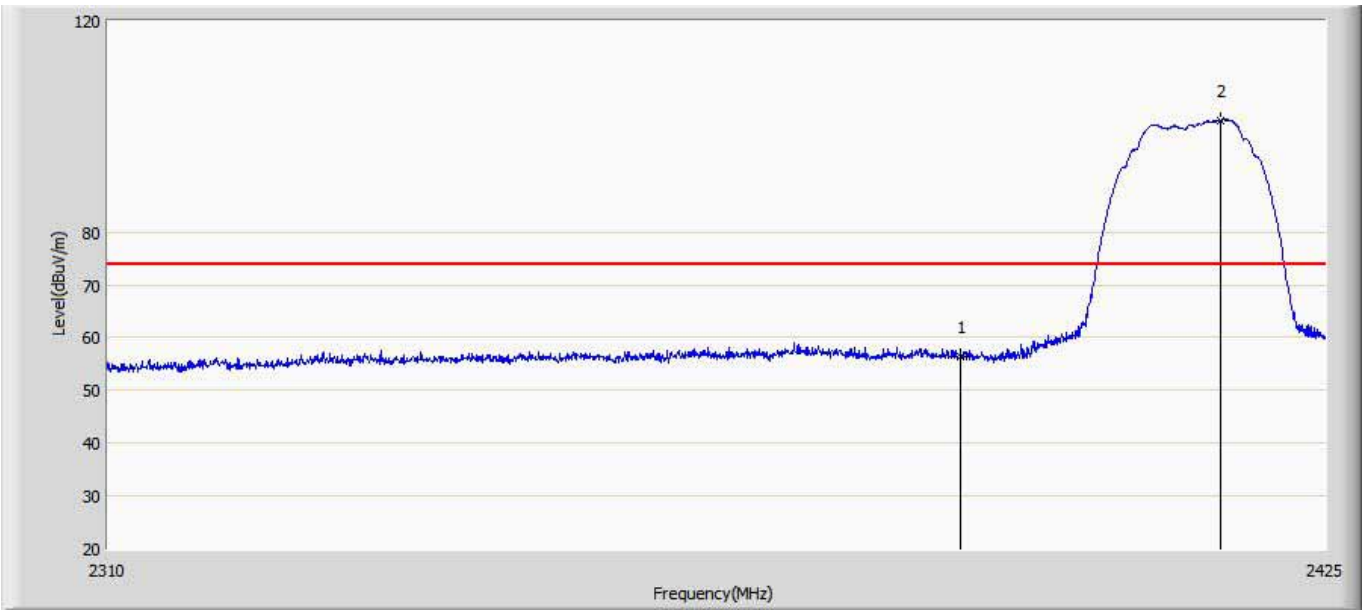

No	Mark	Frequency (MHz)	Measure Level (dBuV/m)	Reading Level (dBuV)	Over Limit (dB)	Limit (dBuV/m)	Factor (dB)	Type
1		2390.000	56.447	20.765	-17.553	74.000	35.682	PK
2	*	2414.937	101.212	65.458	27.212	74.000	35.754	PK

Engineer: Vic	
Site: AC5	Time: 2017/06/07 - 21:37
Limit: FCC_Part15.209_RE(3m)	Margin: 0
Probe: Horn_3117_00167055(1-18GHz)	Polarity: Vertical
EUT: AP	Power: AC 120V/60HZ
Note: Mode1:Transmit 2412MHz by 80.11b Ant 0	

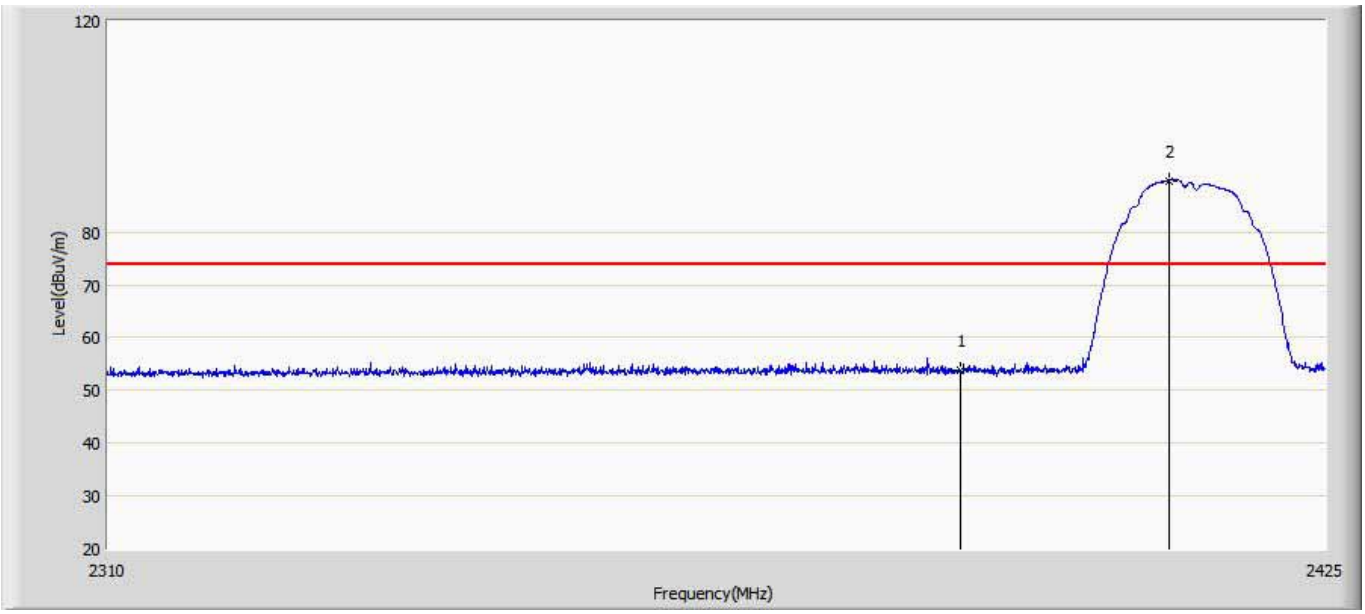

No	Mark	Frequency (MHz)	Measure Level (dBuV/m)	Reading Level (dBuV)	Over Limit (dB)	Limit (dBuV/m)	Factor (dB)	Type
1		2390.000	53.671	17.989	-20.329	74.000	35.682	PK
2	*	2409.935	89.729	53.995	15.729	74.000	35.735	PK

Engineer: Vic	
Site: AC5	Time: 2017/06/07 - 21:41
Limit: FCC_Part15.209_RE(3m)	Margin: 0
Probe: Horn_3117_00167055(1-18GHz)	Polarity: Horizontal
EUT: AP	Power: AC 120V/60HZ
Note: Mode1:Transmit 2412MHz by 80.11b Ant 0	

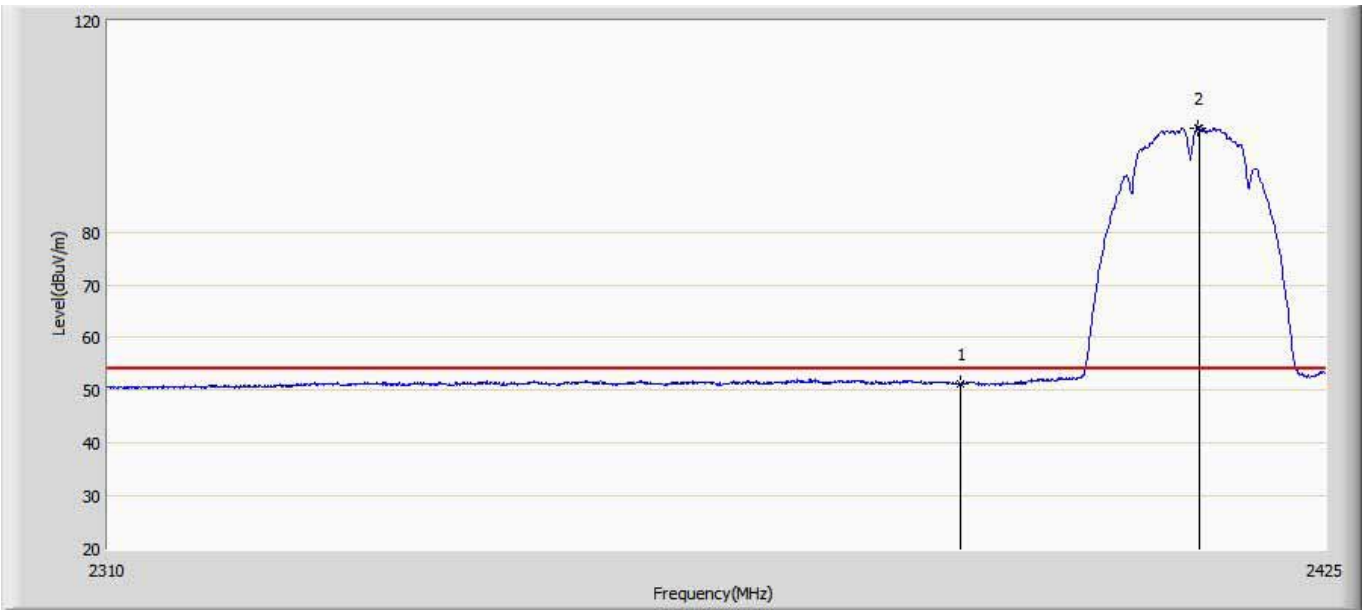

No	Mark	Frequency (MHz)	Measure Level (dBuV/m)	Reading Level (dBuV)	Over Limit (dB)	Limit (dBuV/m)	Factor (dB)	Type
1		2390.000	51.292	15.610	-2.708	54.000	35.682	AV
2	*	2412.810	99.707	63.962	45.707	54.000	35.745	AV

Engineer: Vic	
Site: AC5	Time: 2017/06/07 - 21:43
Limit: FCC_Part15.209_RE(3m)	Margin: 0
Probe: Horn_3117_00167055(1-18GHz)	Polarity: Vertical
EUT: AP	Power: AC 120V/60HZ
Note: Mode1:Transmit 2412MHz by 80.11b Ant 0	

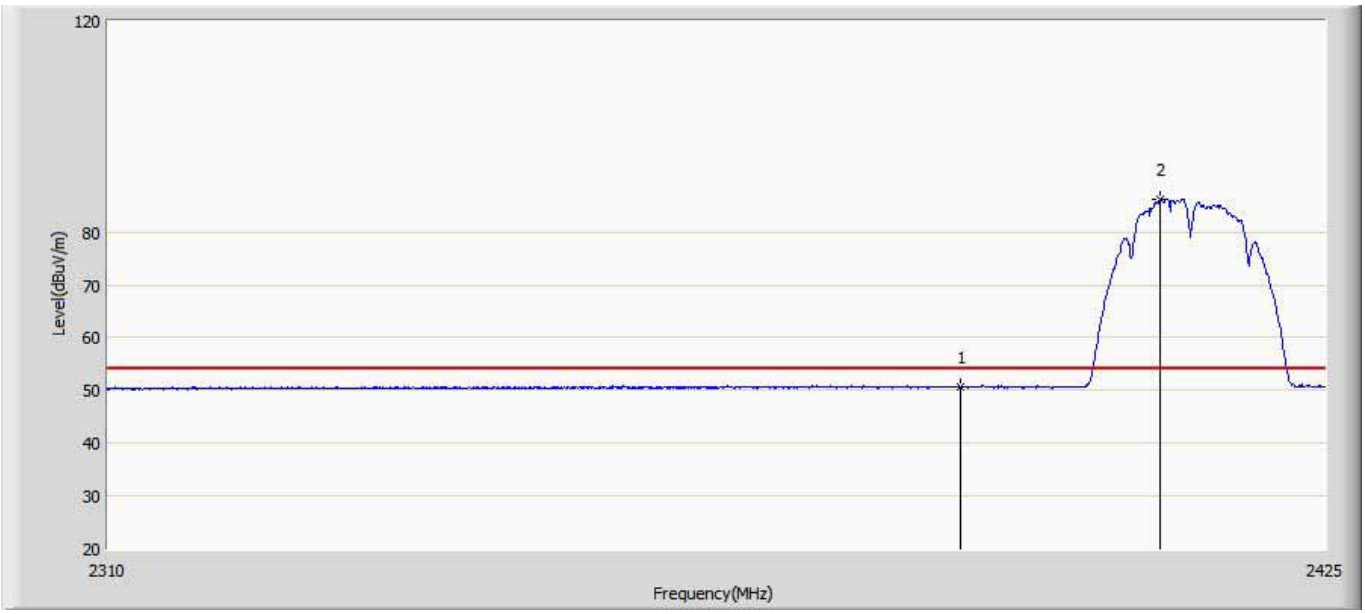

No	Mark	Frequency (MHz)	Measure Level (dBuV/m)	Reading Level (dBuV)	Over Limit (dB)	Limit (dBuV/m)	Factor (dB)	Type
1		2390.000	50.605	14.923	-3.395	54.000	35.682	AV
2	*	2409.130	86.083	50.351	32.083	54.000	35.732	AV

Engineer: Vic	
Site: AC5	Time: 2017/06/07 - 21:45
Limit: FCC_Part15.209_RE(3m)	Margin: 0
Probe: Horn_3117_00167055(1-18GHz)	Polarity: Horizontal
EUT: AP	Power: AC 120V/60HZ
Note: Mode1:Transmit 2412MHz by 80.11b Ant 1	

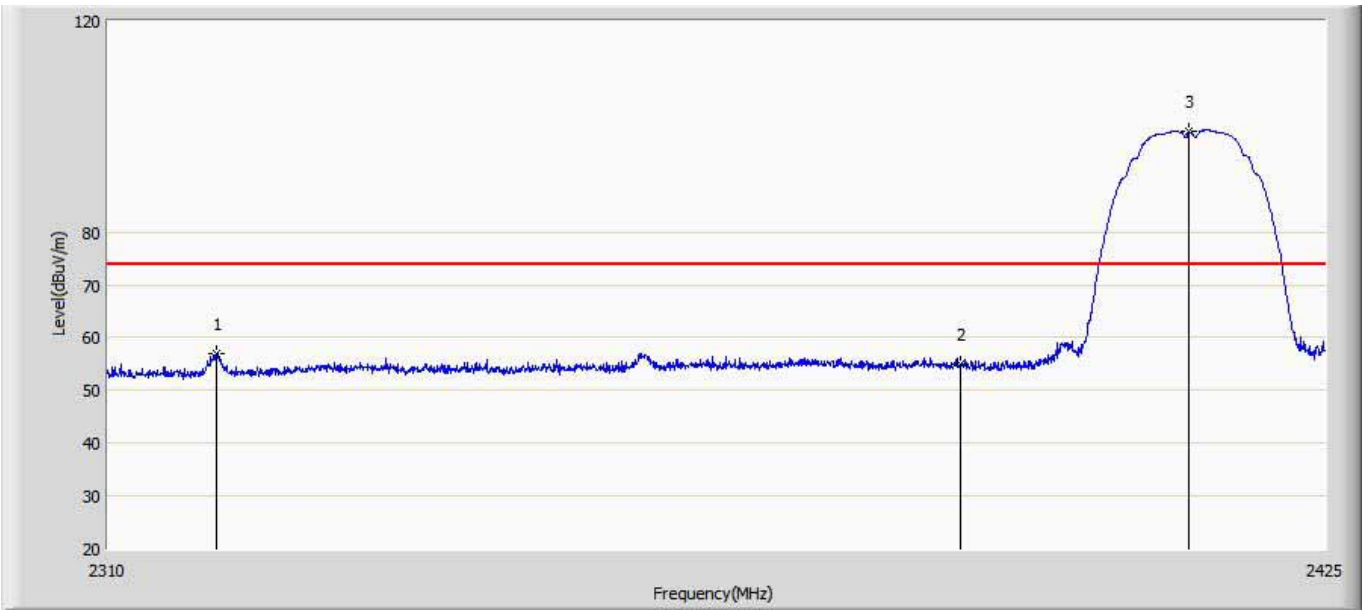

No	Mark	Frequency (MHz)	Measure Level (dBuV/m)	Reading Level (dBuV)	Over Limit (dB)	Limit (dBuV/m)	Factor (dB)	Type
1		2320.120	56.825	21.294	-17.175	74.000	35.531	PK
2		2390.000	54.829	19.147	-19.171	74.000	35.682	PK
3	*	2411.890	99.076	63.335	25.076	74.000	35.741	PK

Engineer: Vic	
Site: AC5	Time: 2017/06/07 - 21:47
Limit: FCC_Part15.209_RE(3m)	Margin: 0
Probe: Horn_3117_00167055(1-18GHz)	Polarity: Vertical
EUT: AP	Power: AC 120V/60HZ
Note: Mode1:Transmit 2412MHz by 80.11b Ant 1	

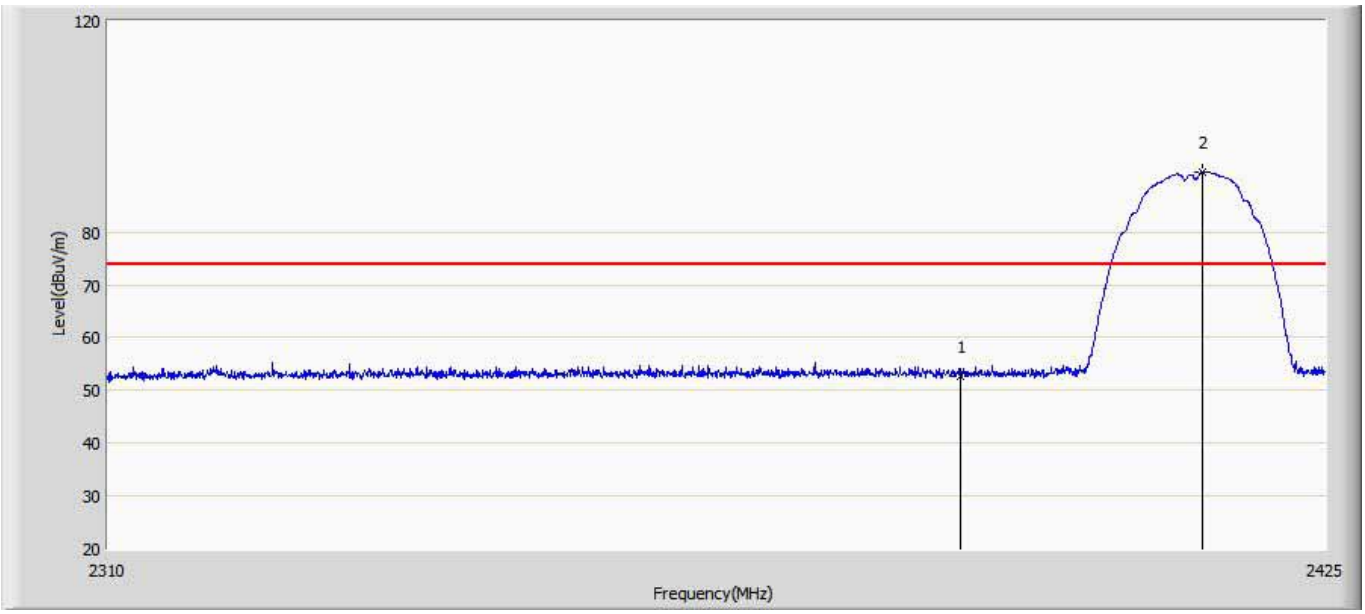

No	Mark	Frequency (MHz)	Measure Level (dBuV/m)	Reading Level (dBuV)	Over Limit (dB)	Limit (dBuV/m)	Factor (dB)	Type
1		2390.000	52.805	17.123	-21.195	74.000	35.682	PK
2	*	2413.155	91.342	55.596	17.342	74.000	35.747	PK

Engineer: Vic	
Site: AC5	Time: 2017/06/07 - 21:49
Limit: FCC_Part15.209_RE(3m)	Margin: 0
Probe: Horn_3117_00167055(1-18GHz)	Polarity: Horizontal
EUT: AP	Power: AC 120V/60HZ
Note: Mode1:Transmit 2412MHz by 80.11b Ant 1	

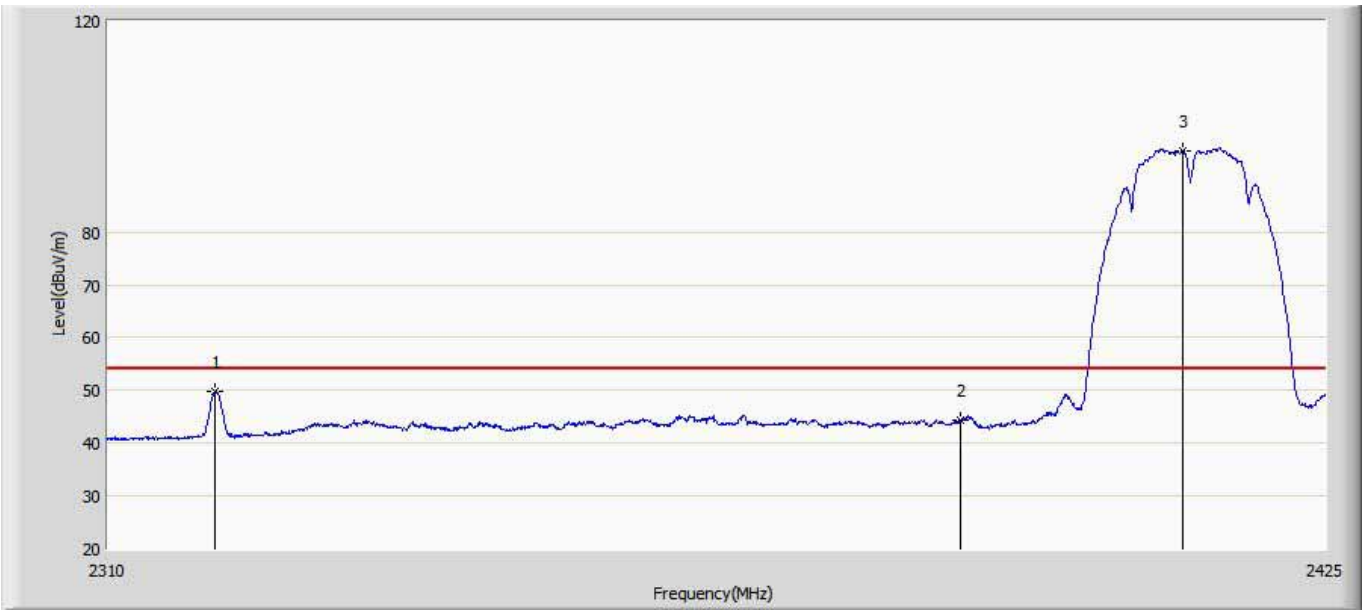

No	Mark	Frequency (MHz)	Measure Level (dBuV/m)	Reading Level (dBuV)	Over Limit (dB)	Limit (dBuV/m)	Factor (dB)	Type
1		2319.948	49.659	14.128	-4.341	54.000	35.531	AV
2		2390.000	44.246	8.564	-9.754	54.000	35.682	AV
3	*	2411.315	95.359	59.620	41.359	54.000	35.738	AV

Engineer: Vic	
Site: AC5	Time: 2017/06/07 - 21:53
Limit: FCC_Part15.209_RE(3m)	Margin: 0
Probe: Horn_3117_00167055(1-18GHz)	Polarity: Vertical
EUT: AP	Power: AC 120V/60HZ
Note: Mode1:Transmit 2412MHz by 80.11b Ant 1	

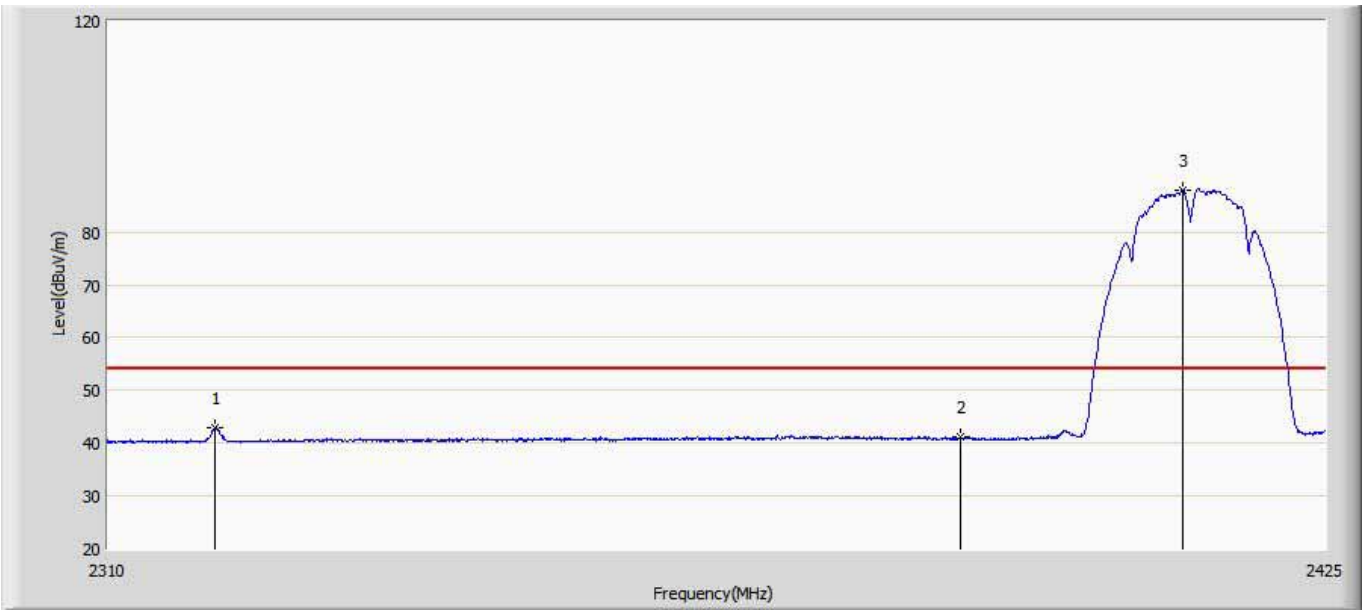

No	Mark	Frequency (MHz)	Measure Level (dBuV/m)	Reading Level (dBuV)	Over Limit (dB)	Limit (dBuV/m)	Factor (dB)	Type
1		2319.890	42.838	7.307	-11.162	54.000	35.531	AV
2		2390.000	41.086	5.404	-12.914	54.000	35.682	AV
3	*	2411.315	87.917	52.178	33.917	54.000	35.738	AV

Engineer: Vic	
Site: AC5	Time: 2017/06/07 - 21:55
Limit: FCC_Part15.209_RE(3m)	Margin: 0
Probe: Horn_3117_00167055(1-18GHz)	Polarity: Horizontal
EUT: AP	Power: AC 120V/60HZ
Note: Mode1:Transmit 2412MHz by 80.11b Ant 0+1	

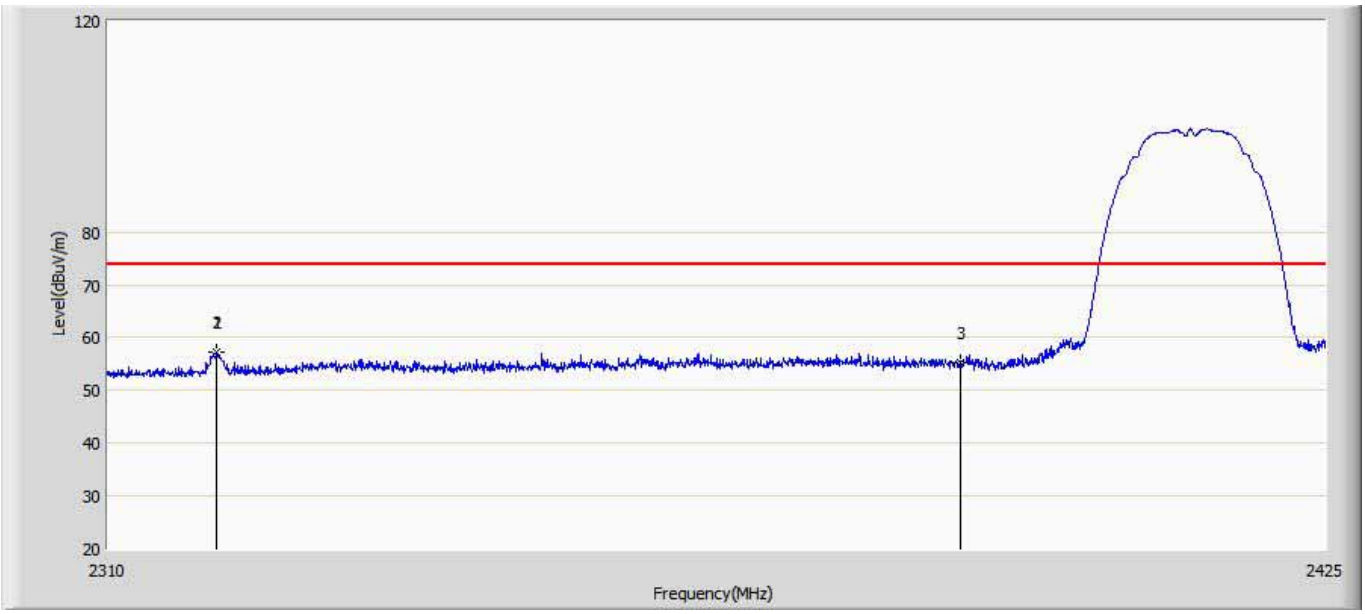

No	Mark	Frequency (MHz)	Measure Level (dBuV/m)	Reading Level (dBuV)	Over Limit (dB)	Limit (dBuV/m)	Factor (dB)	Type
1	*	2320.062	57.154	21.623	-16.846	74.000	35.531	PK
2		2320.062	57.154	21.623	-16.846	74.000	35.531	PK
3		2390.000	55.364	19.682	-18.636	74.000	35.682	PK

Engineer: Vic	
Site: AC5	Time: 2017/06/07 - 21:57
Limit: FCC_Part15.209_RE(3m)	Margin: 0
Probe: Horn_3117_00167055(1-18GHz)	Polarity: Vertical
EUT: AP	Power: AC 120V/60HZ
Note: Mode1:Transmit 2412MHz by 80.11b Ant 0+1	

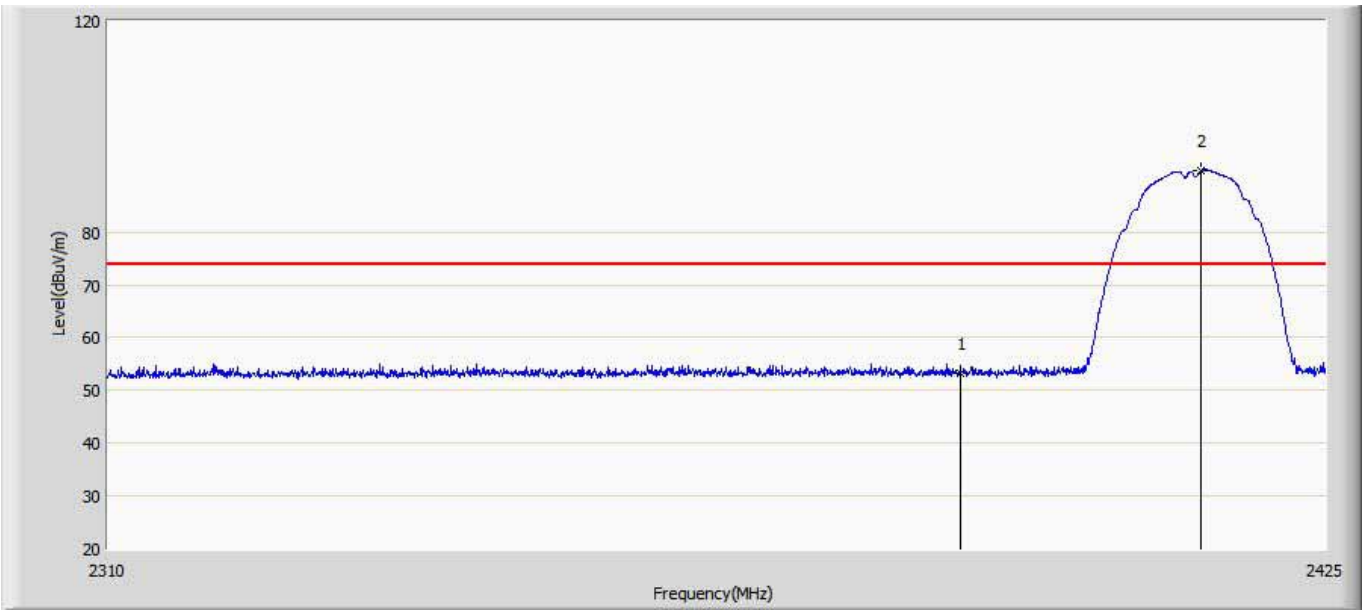

No	Mark	Frequency (MHz)	Measure Level (dBuV/m)	Reading Level (dBuV)	Over Limit (dB)	Limit (dBuV/m)	Factor (dB)	Type
1		2390.000	53.307	17.625	-20.693	74.000	35.682	PK
2	*	2413.040	91.631	55.885	17.631	74.000	35.746	PK

Engineer: Vic	
Site: AC5	Time: 2017/06/07 - 21:59
Limit: FCC_Part15.209_RE(3m)	Margin: 0
Probe: Horn_3117_00167055(1-18GHz)	Polarity: Horizontal
EUT: AP	Power: AC 120V/60HZ
Note: Mode1:Transmit 2412MHz by 80.11b Ant 0+1	

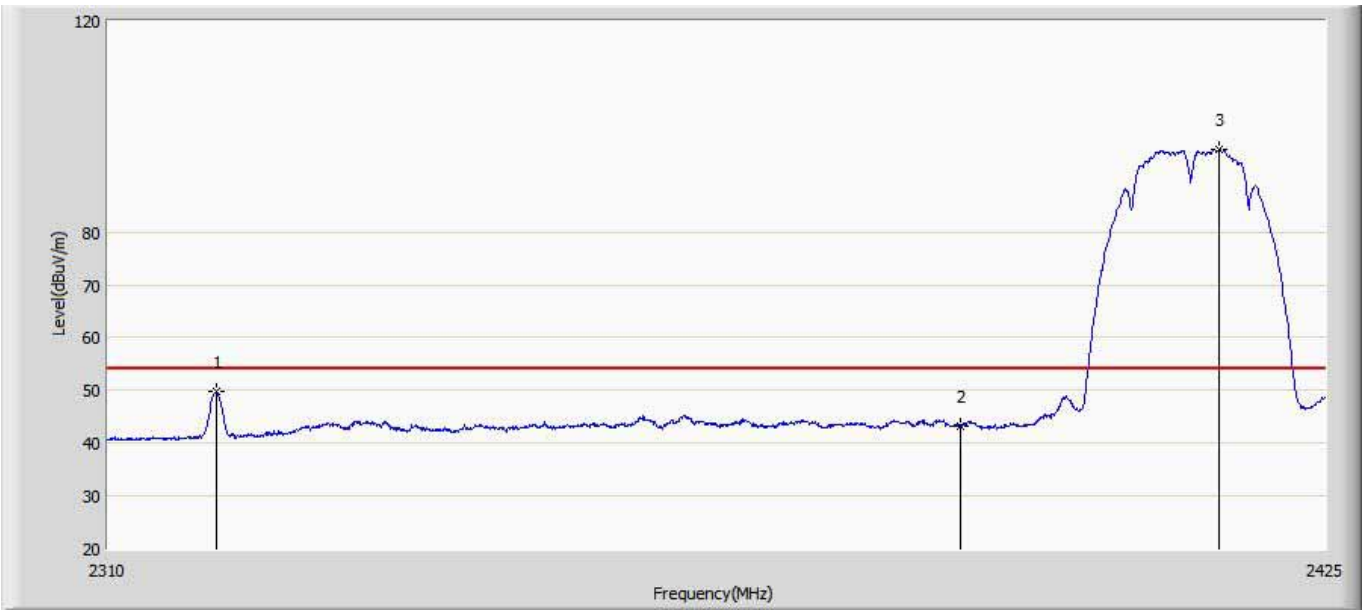

No	Mark	Frequency (MHz)	Measure Level (dBuV/m)	Reading Level (dBuV)	Over Limit (dB)	Limit (dBuV/m)	Factor (dB)	Type
1		2320.005	49.714	14.183	-4.286	54.000	35.531	AV
2		2390.000	43.309	7.627	-10.691	54.000	35.682	AV
3	*	2414.708	95.623	59.870	41.623	54.000	35.753	AV

Engineer: Vic	
Site: AC5	Time: 2017/06/07 - 22:01
Limit: FCC_Part15.209_RE(3m)	Margin: 0
Probe: Horn_3117_00167055(1-18GHz)	Polarity: Vertical
EUT: AP	Power: AC 120V/60HZ
Note: Mode1:Transmit 2412MHz by 80.11b Ant 0+1	

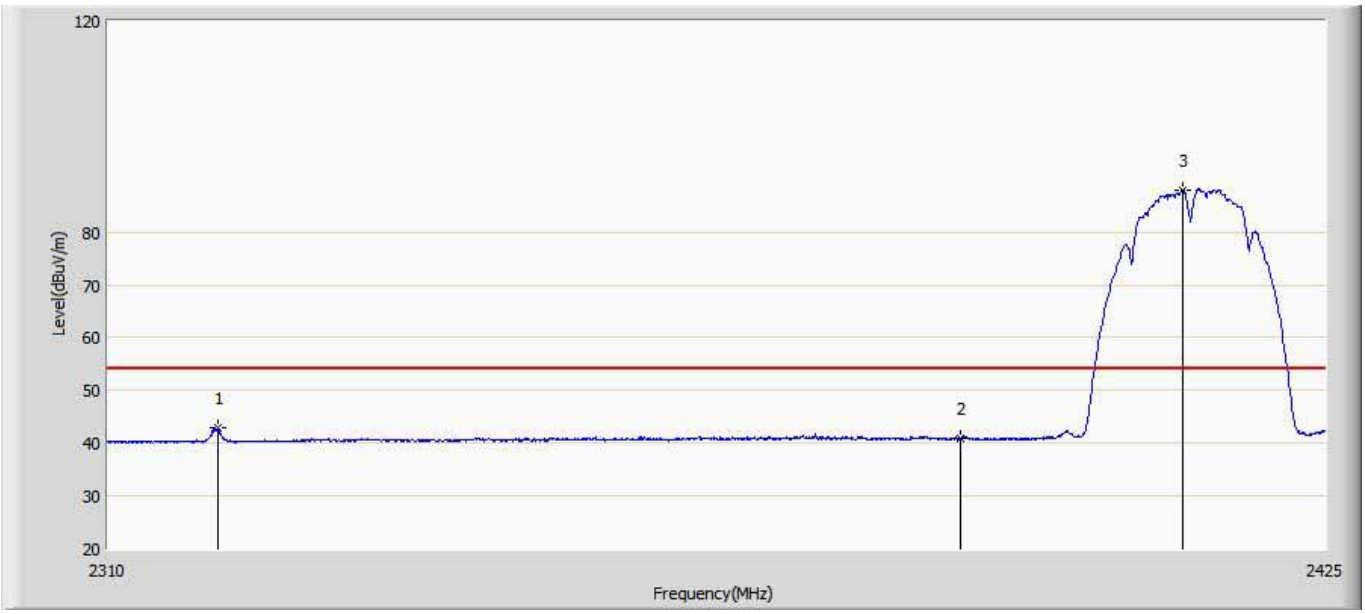

No	Mark	Frequency (MHz)	Measure Level (dBuV/m)	Reading Level (dBuV)	Over Limit (dB)	Limit (dBuV/m)	Factor (dB)	Type
1		2320.177	42.969	7.438	-11.031	54.000	35.531	AV
2		2390.000	40.836	5.154	-13.164	54.000	35.682	AV
3	*	2411.258	87.860	52.122	33.860	54.000	35.738	AV

Engineer: Vic	
Site: AC5	Time: 2017/06/07 - 22:18
Limit: FCC_Part15.209_RE(3m)	Margin: 0
Probe: Horn_3117_00167055(1-18GHz)	Polarity: Horizontal
EUT: AP	Power: AC 120V/60HZ
Note: Mode1:Transmit 2462MHz by 80.11b Ant 0	

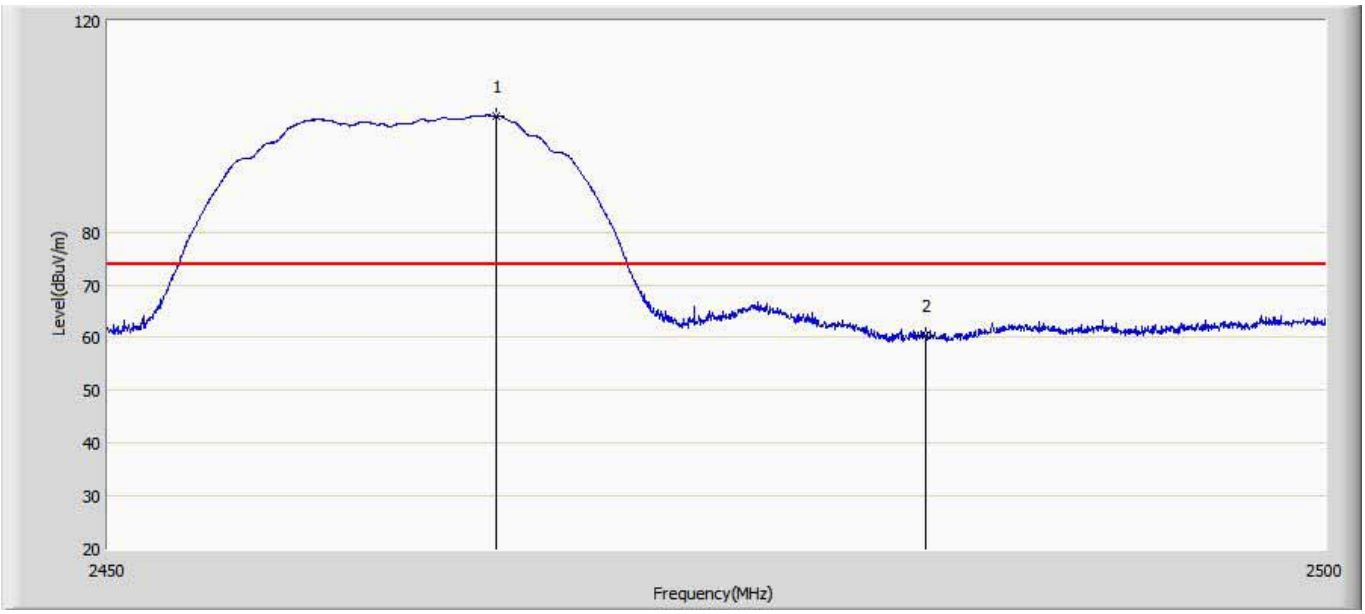

No	Mark	Frequency (MHz)	Measure Level (dBuV/m)	Reading Level (dBuV)	Over Limit (dB)	Limit (dBuV/m)	Factor (dB)	Type
1	*	2465.825	101.963	66.089	27.963	74.000	35.874	PK
2		2483.500	60.528	24.636	-13.472	74.000	35.891	PK

Engineer: Vic	
Site: AC5	Time: 2017/06/07 - 22:21
Limit: FCC_Part15.209_RE(3m)	Margin: 0
Probe: Horn_3117_00167055(1-18GHz)	Polarity: Vertical
EUT: AP	Power: AC 120V/60HZ
Note: Mode1:Transmit 2462MHz by 80.11b Ant 0	

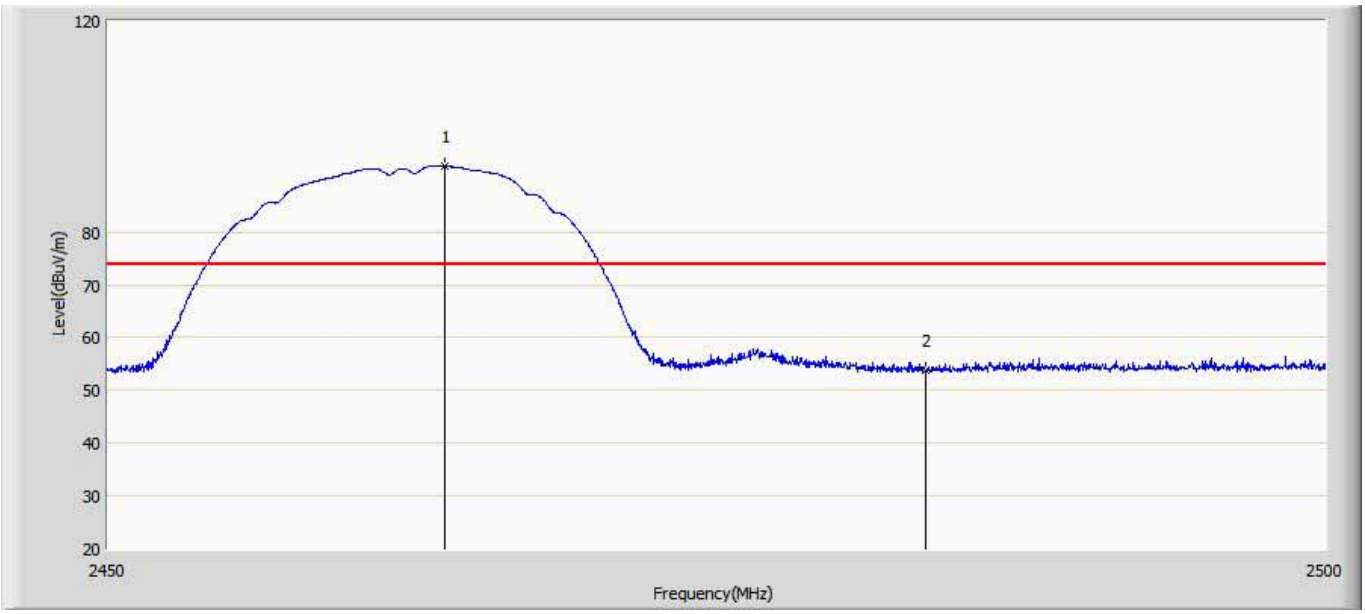

No	Mark	Frequency (MHz)	Measure Level (dBuV/m)	Reading Level (dBuV)	Over Limit (dB)	Limit (dBuV/m)	Factor (dB)	Type
1	*	2463.725	92.543	56.667	18.543	74.000	35.876	PK
2		2483.500	53.795	17.903	-20.205	74.000	35.891	PK

Engineer: Vic	
Site: AC5	Time: 2017/06/07 - 22:26
Limit: FCC_Part15.209_RE(3m)	Margin: 0
Probe: Horn_3117_00167055(1-18GHz)	Polarity: Horizontal
EUT: AP	Power: AC 120V/60HZ
Note: Mode1:Transmit 2462MHz by 80.11b Ant 0	

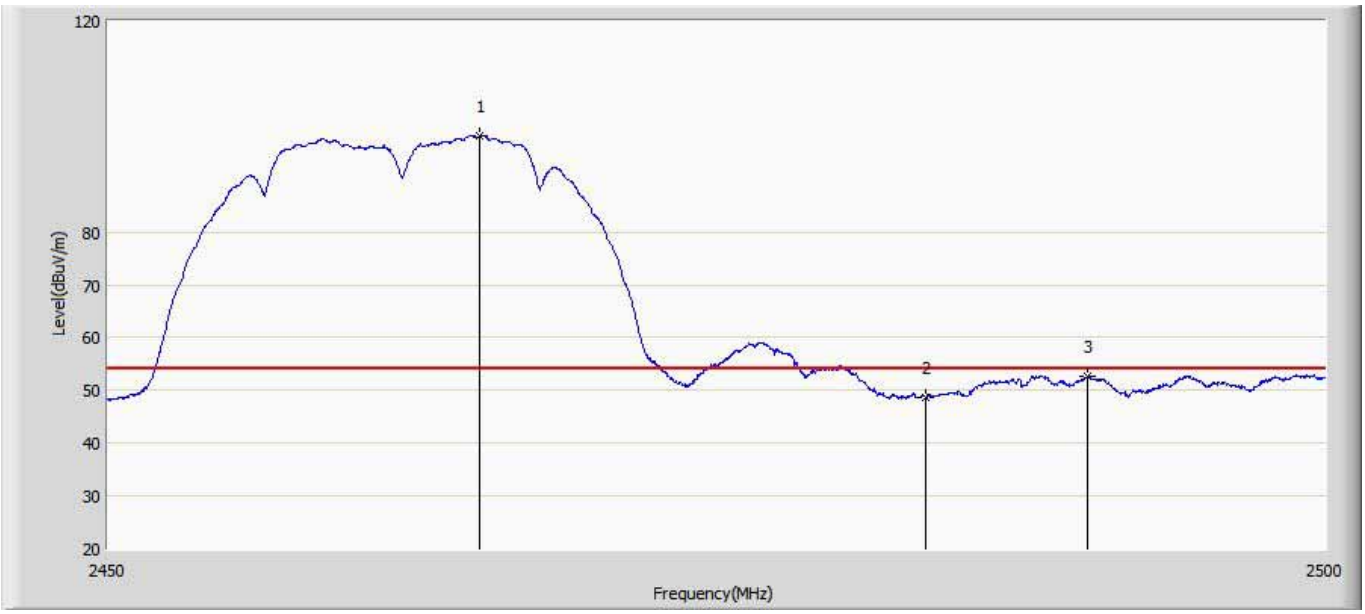

No	Mark	Frequency (MHz)	Measure Level (dBuV/m)	Reading Level (dBuV)	Over Limit (dB)	Limit (dBuV/m)	Factor (dB)	Type
1	*	2465.150	98.119	62.244	44.119	54.000	35.875	AV
2		2483.500	48.689	12.797	-5.311	54.000	35.891	AV
3		2490.150	52.561	16.621	-1.439	54.000	35.940	AV

Engineer: Vic	
Site: AC5	Time: 2017/06/07 - 22:29
Limit: FCC_Part15.209_RE(3m)	Margin: 0
Probe: Horn_3117_00167055(1-18GHz)	Polarity: Vertical
EUT: AP	Power: AC 120V/60HZ
Note: Mode1:Transmit 2462MHz by 80.11b Ant 0	

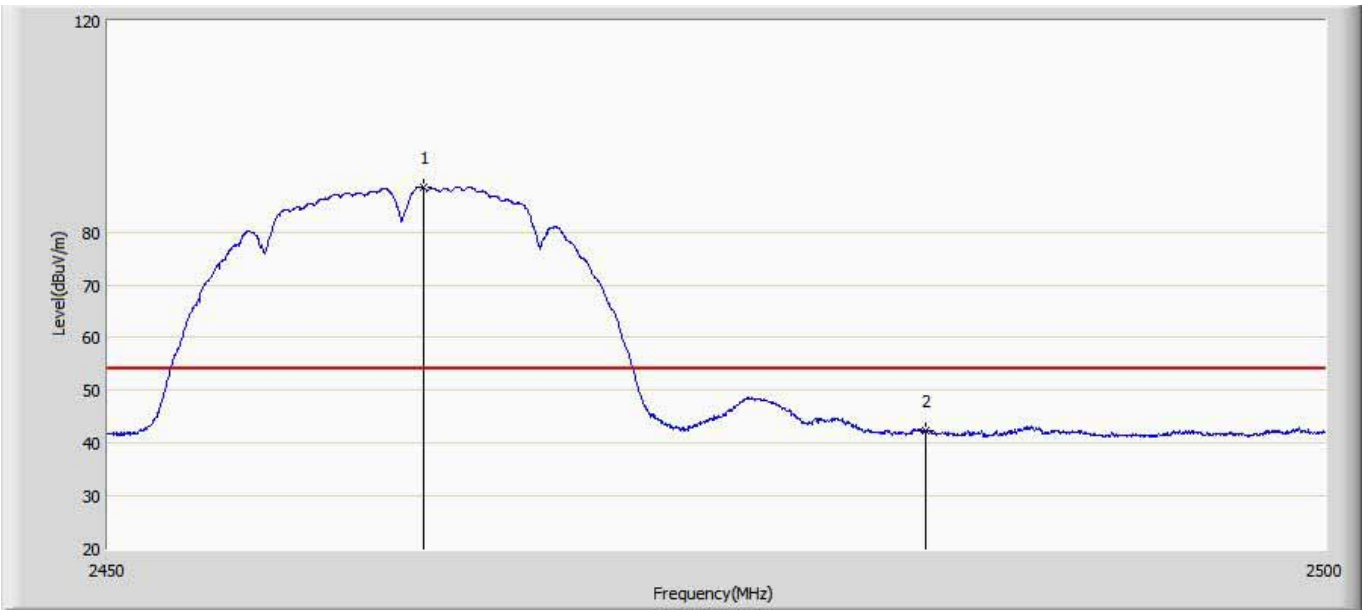

No	Mark	Frequency (MHz)	Measure Level (dBuV/m)	Reading Level (dBuV)	Over Limit (dB)	Limit (dBuV/m)	Factor (dB)	Type
1	*	2462.875	88.496	52.619	34.496	54.000	35.877	AV
2		2483.500	42.300	6.408	-11.700	54.000	35.891	AV

Engineer: Vic	
Site: AC5	Time: 2017/06/07 - 22:31
Limit: FCC_Part15.209_RE(3m)	Margin: 0
Probe: Horn_3117_00167055(1-18GHz)	Polarity: Horizontal
EUT: AP	Power: AC 120V/60HZ
Note: Mode1:Transmit 2462MHz by 80.11b Ant 1	

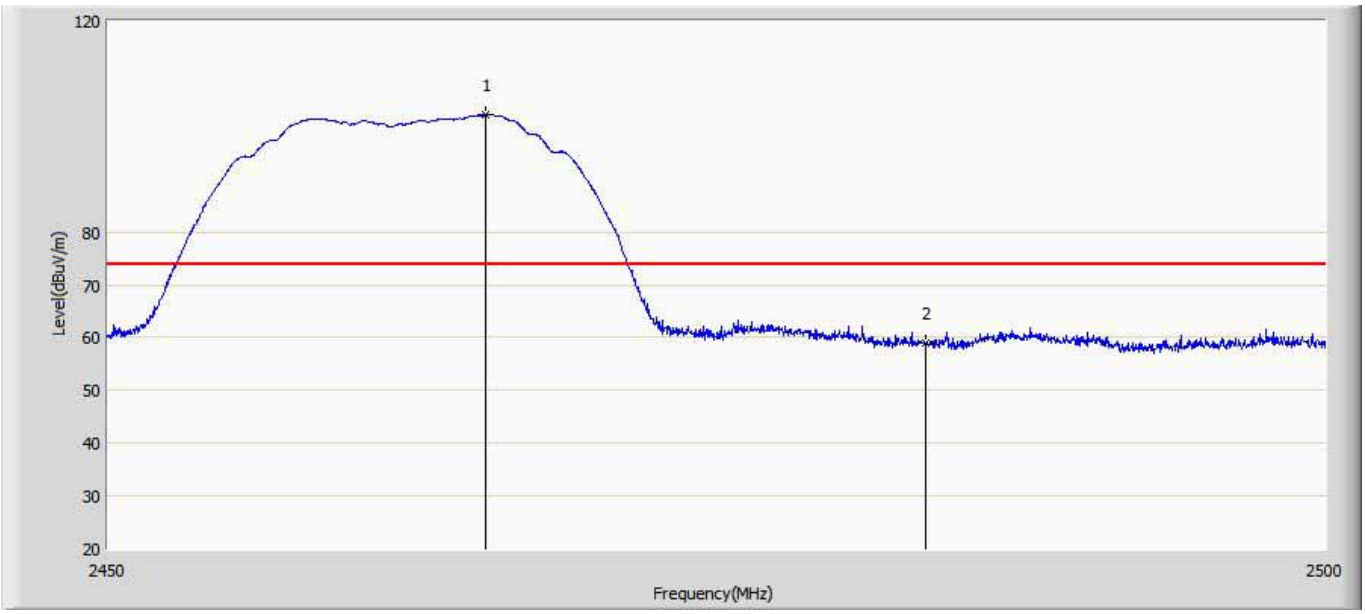

No	Mark	Frequency (MHz)	Measure Level (dBuV/m)	Reading Level (dBuV)	Over Limit (dB)	Limit (dBuV/m)	Factor (dB)	Type
1	*	2465.450	102.145	66.271	28.145	74.000	35.874	PK
2		2483.500	58.965	23.073	-15.035	74.000	35.891	PK

Engineer: Vic	
Site: AC5	Time: 2017/06/07 - 22:33
Limit: FCC_Part15.209_RE(3m)	Margin: 0
Probe: Horn_3117_00167055(1-18GHz)	Polarity: Vertical
EUT: AP	Power: AC 120V/60HZ
Note: Mode1:Transmit 2462MHz by 80.11b Ant 1	

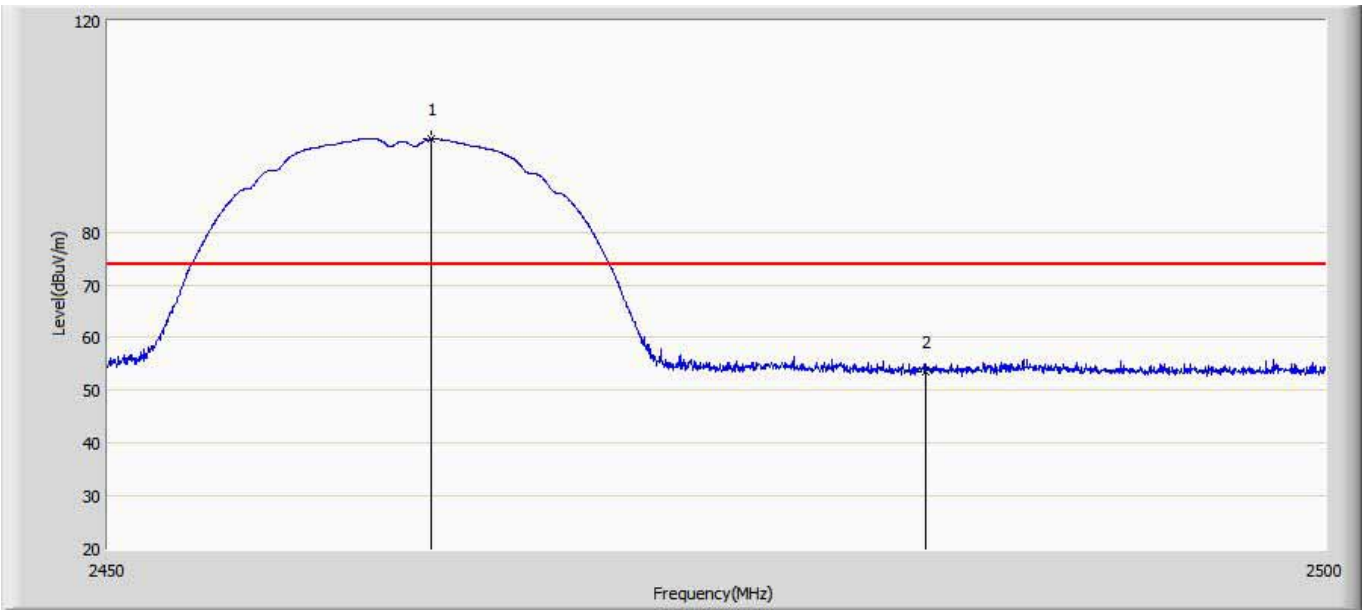

No	Mark	Frequency (MHz)	Measure Level (dBuV/m)	Reading Level (dBuV)	Over Limit (dB)	Limit (dBuV/m)	Factor (dB)	Type
1	*	2463.175	97.546	61.669	23.546	74.000	35.876	PK
2		2483.500	53.546	17.654	-20.454	74.000	35.891	PK

Engineer: Vic	
Site: AC5	Time: 2017/06/07 - 22:35
Limit: FCC_Part15.209_RE(3m)	Margin: 0
Probe: Horn_3117_00167055(1-18GHz)	Polarity: Horizontal
EUT: AP	Power: AC 120V/60HZ
Note: Mode1:Transmit 2462MHz by 80.11b Ant 1	

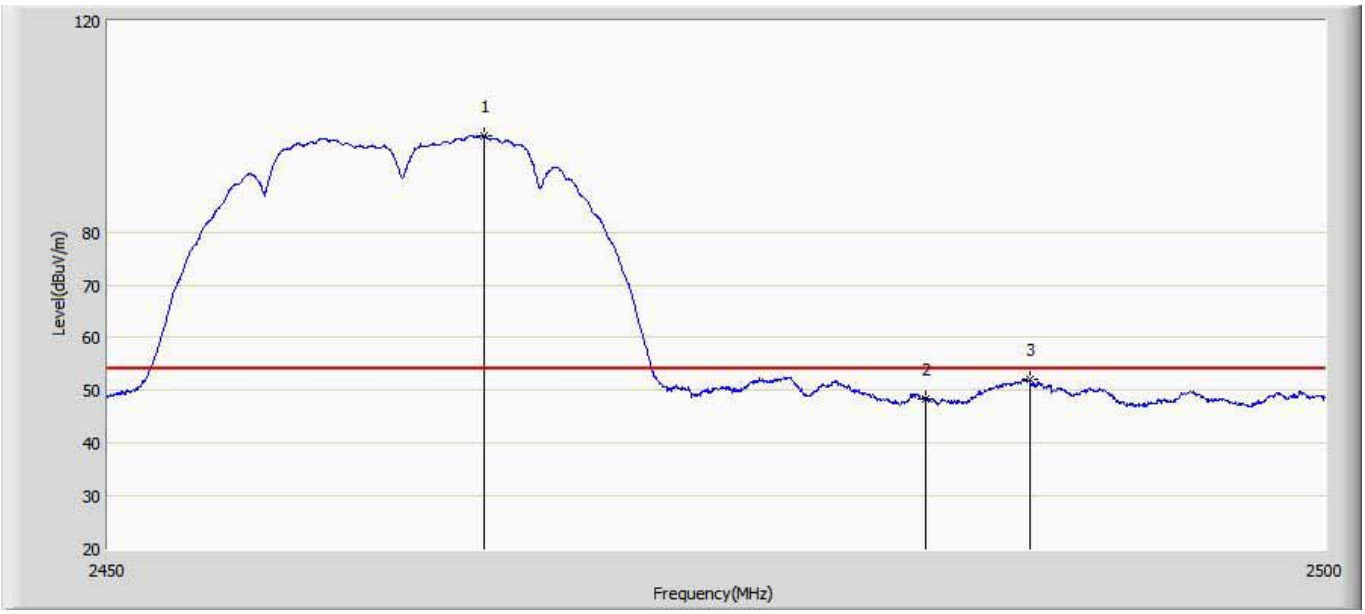

No	Mark	Frequency (MHz)	Measure Level (dBuV/m)	Reading Level (dBuV)	Over Limit (dB)	Limit (dBuV/m)	Factor (dB)	Type
1	*	2465.350	98.243	62.368	44.243	54.000	35.874	AV
2		2483.500	48.444	12.552	-5.556	54.000	35.891	AV
3		2487.825	52.184	16.261	-1.816	54.000	35.923	AV

Engineer: Vic	
Site: AC5	Time: 2017/06/07 - 22:37
Limit: FCC_Part15.209_RE(3m)	Margin: 0
Probe: Horn_3117_00167055(1-18GHz)	Polarity: Vertical
EUT: AP	Power: AC 120V/60HZ
Note: Mode1:Transmit 2462MHz by 80.11b Ant 1	

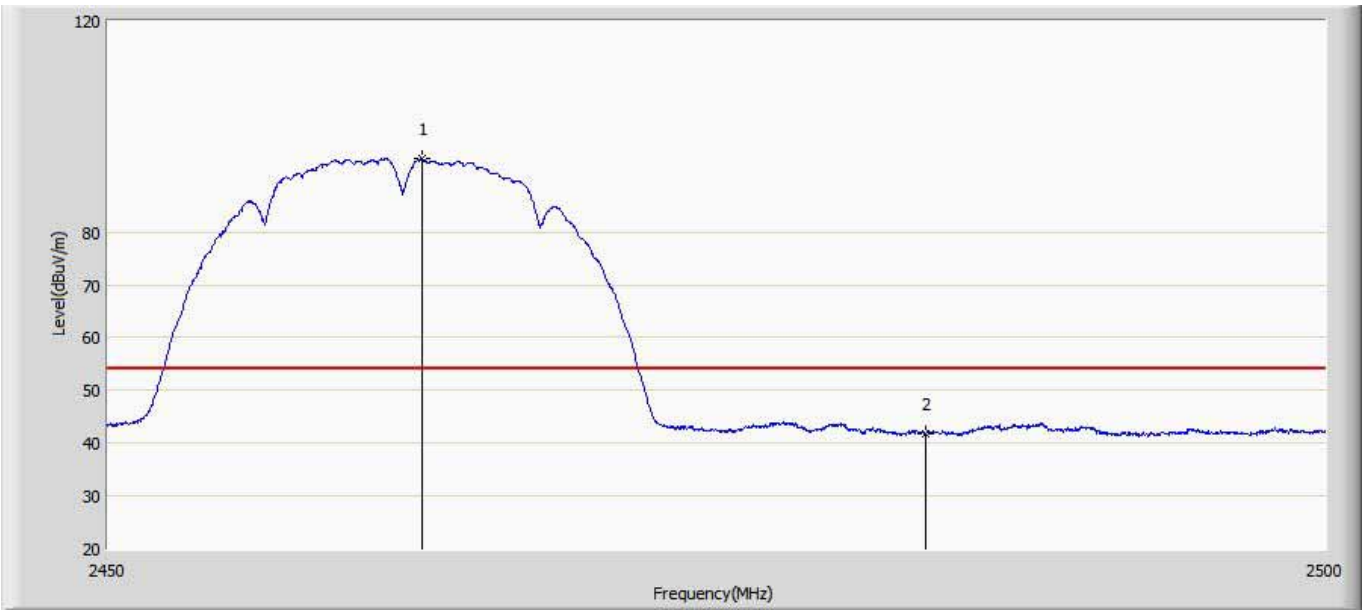

No	Mark	Frequency (MHz)	Measure Level (dBuV/m)	Reading Level (dBuV)	Over Limit (dB)	Limit (dBuV/m)	Factor (dB)	Type
1	*	2462.800	93.796	57.919	39.796	54.000	35.877	AV
2		2483.500	41.849	5.957	-12.151	54.000	35.891	AV

Engineer: Vic	
Site: AC5	Time: 2017/06/07 - 22:39
Limit: FCC_Part15.209_RE(3m)	Margin: 0
Probe: Horn_3117_00167055(1-18GHz)	Polarity: Horizontal
EUT: AP	Power: AC 120V/60HZ
Note: Mode1:Transmit 2462MHz by 80.11b Ant 0+1	

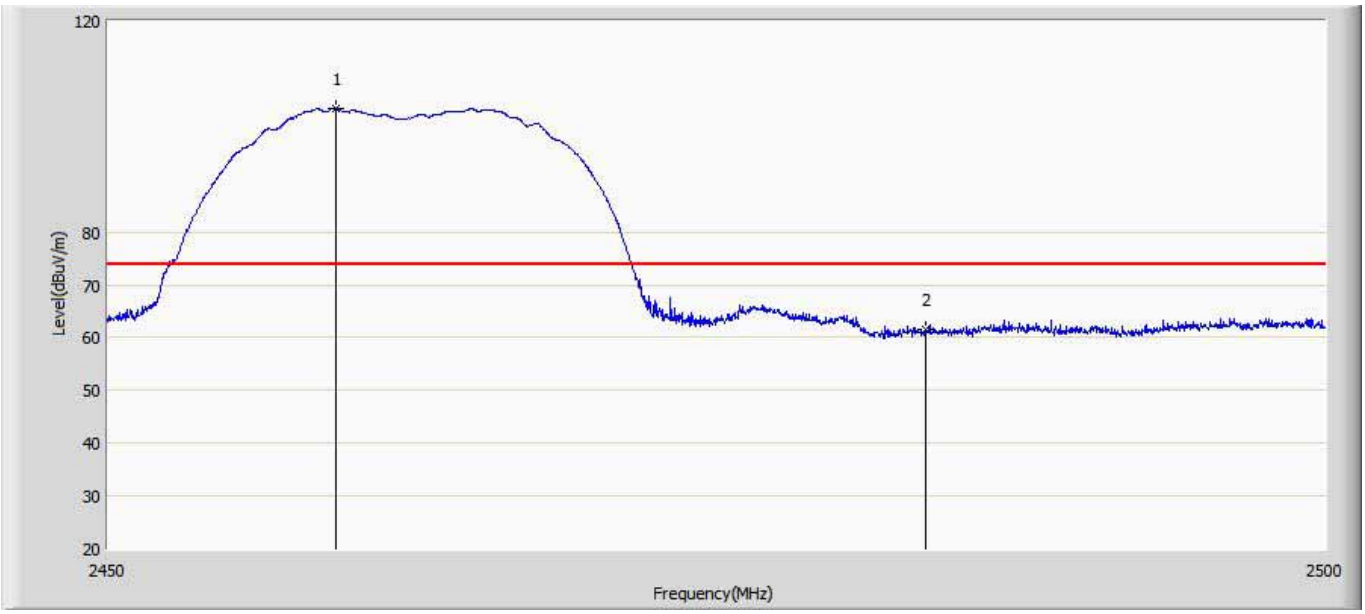

No	Mark	Frequency (MHz)	Measure Level (dBuV/m)	Reading Level (dBuV)	Over Limit (dB)	Limit (dBuV/m)	Factor (dB)	Type
1	*	2459.275	103.402	67.536	29.402	74.000	35.867	PK
2		2483.500	61.528	25.636	-12.472	74.000	35.891	PK

Engineer: Vic	
Site: AC5	Time: 2017/06/07 - 22:44
Limit: FCC_Part15.209_RE(3m)	Margin: 0
Probe: Horn_3117_00167055(1-18GHz)	Polarity: Vertical
EUT: AP	Power: AC 120V/60HZ
Note: Mode1:Transmit 2462MHz by 80.11b Ant 0+1	

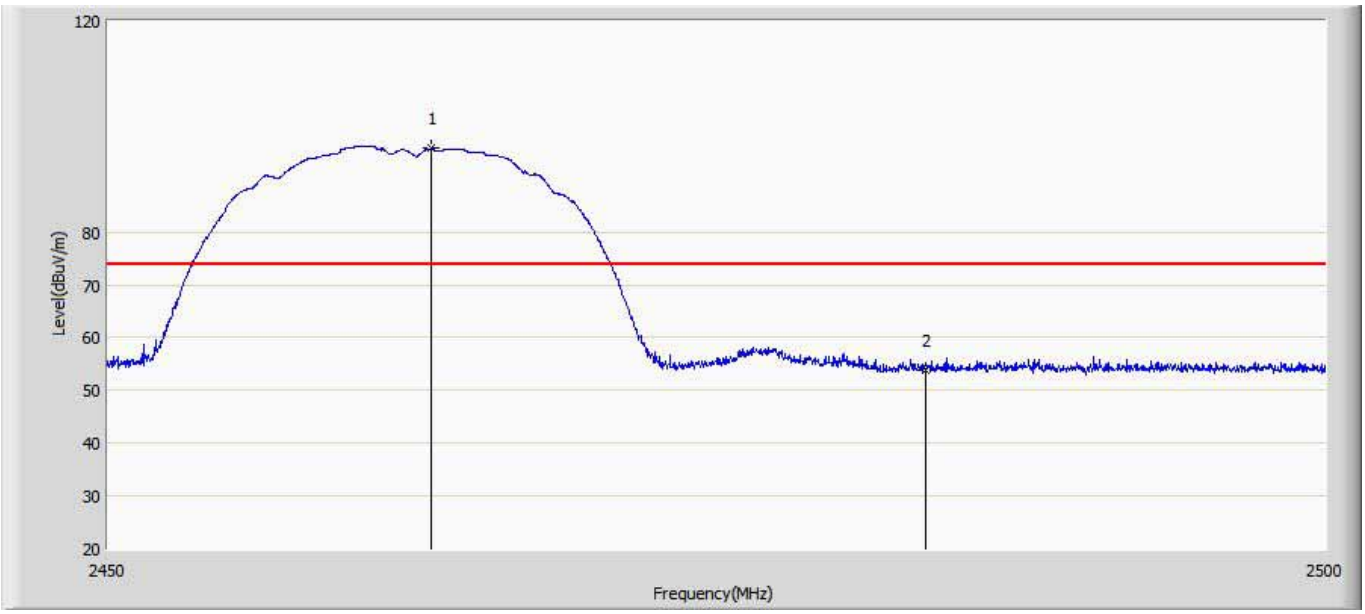

No	Mark	Frequency (MHz)	Measure Level (dBuV/m)	Reading Level (dBuV)	Over Limit (dB)	Limit (dBuV/m)	Factor (dB)	Type
1	*	2463.175	95.788	59.911	21.788	74.000	35.876	PK
2		2483.500	53.940	18.048	-20.060	74.000	35.891	PK

Engineer: Vic	
Site: AC5	Time: 2017/06/07 - 22:46
Limit: FCC_Part15.209_RE(3m)	Margin: 0
Probe: Horn_3117_00167055(1-18GHz)	Polarity: Horizontal
EUT: AP	Power: AC 120V/60HZ
Note: Mode1:Transmit 2462MHz by 80.11b Ant 0+1	

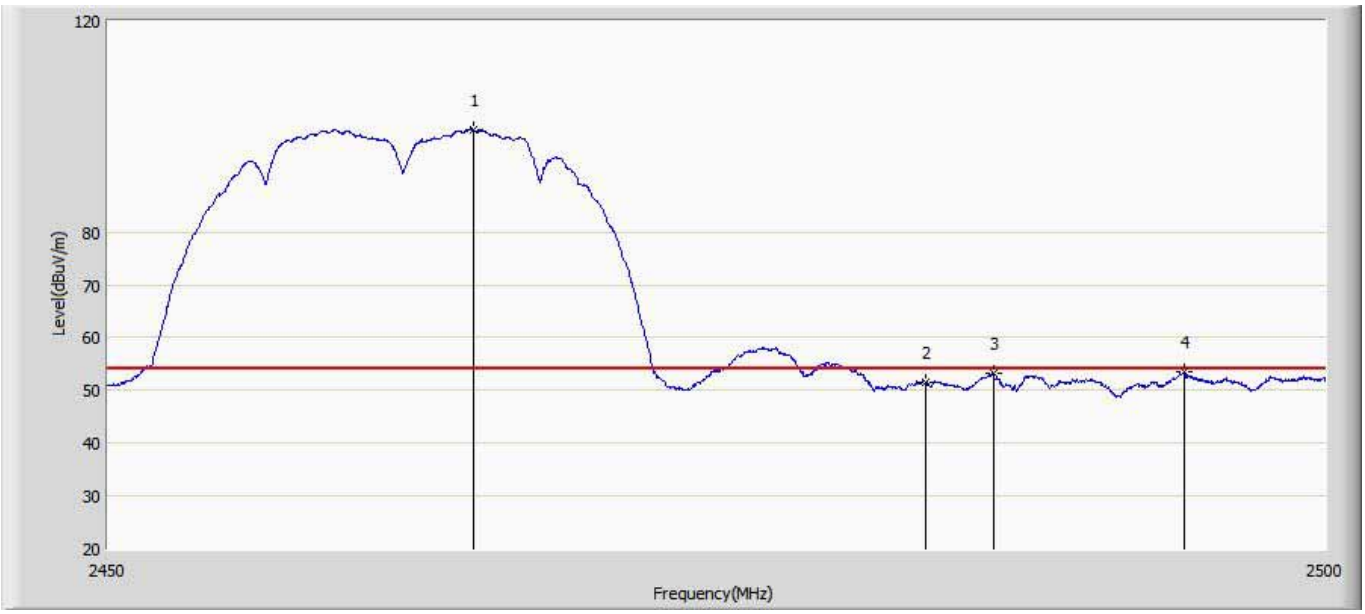

No	Mark	Frequency (MHz)	Measure Level (dBuV/m)	Reading Level (dBuV)	Over Limit (dB)	Limit (dBuV/m)	Factor (dB)	Type
1	*	2464.900	99.387	63.512	45.387	54.000	35.875	AV
2		2483.500	51.555	15.663	-2.445	54.000	35.891	AV
3		2486.275	53.116	17.204	-0.884	54.000	35.912	AV
4		2494.200	53.410	17.441	-0.590	54.000	35.969	AV

Engineer: Vic	
Site: AC5	Time: 2017/06/07 - 22:48
Limit: FCC_Part15.209_RE(3m)	Margin: 0
Probe: Horn_3117_00167055(1-18GHz)	Polarity: Vertical
EUT: AP	Power: AC 120V/60HZ
Note: Mode1:Transmit 2462MHz by 80.11b Ant 0+1	

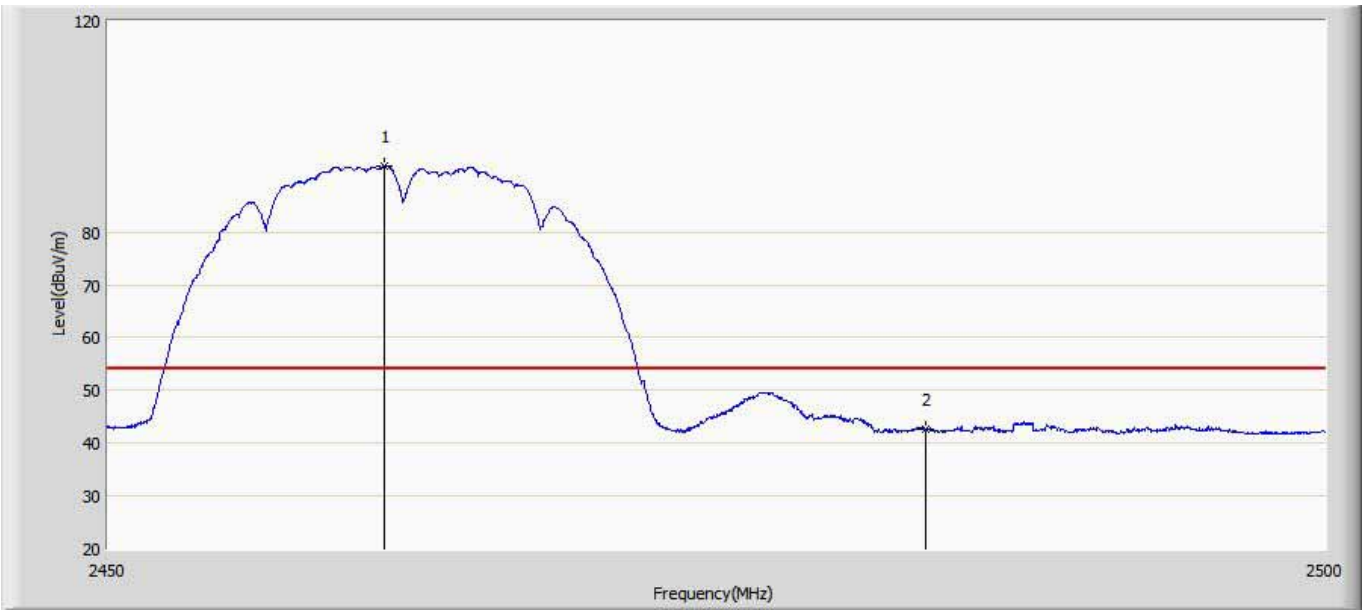

No	Mark	Frequency (MHz)	Measure Level (dBuV/m)	Reading Level (dBuV)	Over Limit (dB)	Limit (dBuV/m)	Factor (dB)	Type
1	*	2461.300	92.610	56.735	38.610	54.000	35.875	AV
2		2483.500	42.502	6.610	-11.498	54.000	35.891	AV

Engineer: Vic	
Site: AC5	Time: 2017/06/07 - 22:50
Limit: FCC_Part15.209_RE(3m)	Margin: 0
Probe: Horn_3117_00167055(1-18GHz)	Polarity: Horizontal
EUT: AP	Power: AC 120V/60HZ
Note: Mode1:Transmit 2412MHz by 80.11g Ant 0	

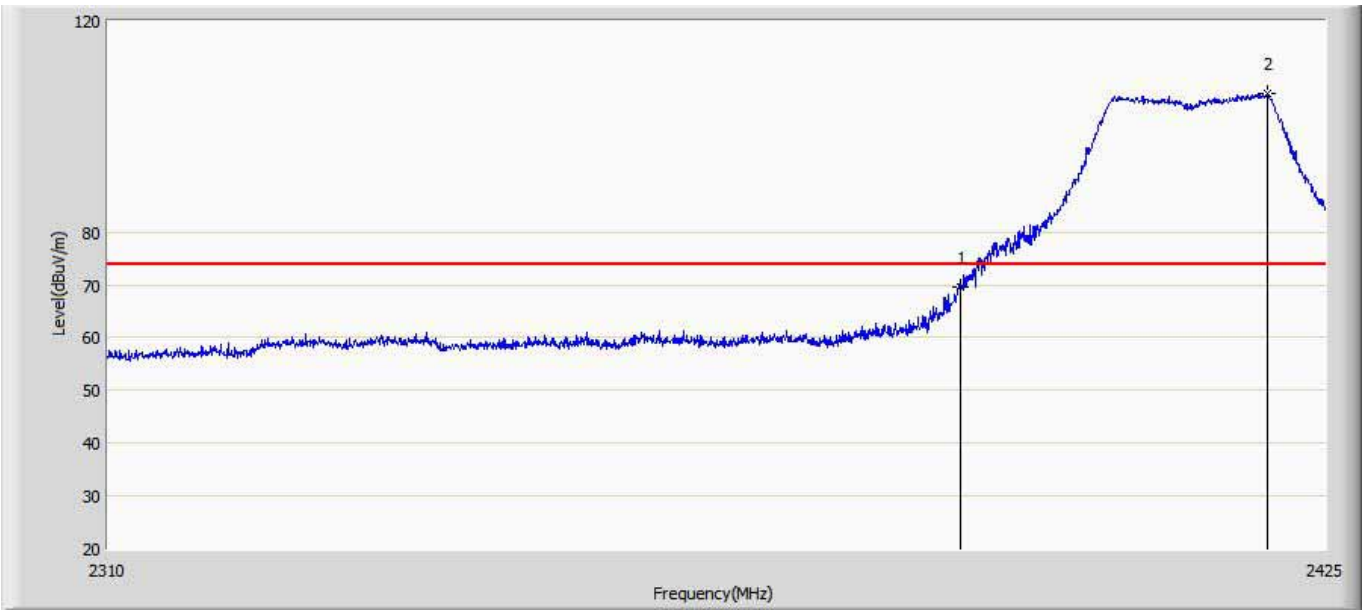

No	Mark	Frequency (MHz)	Measure Level (dBuV/m)	Reading Level (dBuV)	Over Limit (dB)	Limit (dBuV/m)	Factor (dB)	Type
1		2390.000	69.690	34.008	-4.310	74.000	35.682	PK
2	*	2419.423	106.311	70.538	32.311	74.000	35.772	PK

Engineer: Vic	
Site: AC5	Time: 2017/06/07 - 22:53
Limit: FCC_Part15.209_RE(3m)	Margin: 0
Probe: Horn_3117_00167055(1-18GHz)	Polarity: Vertical
EUT: AP	Power: AC 120V/60HZ
Note: Mode1:Transmit 2412MHz by 80.11g Ant 0	

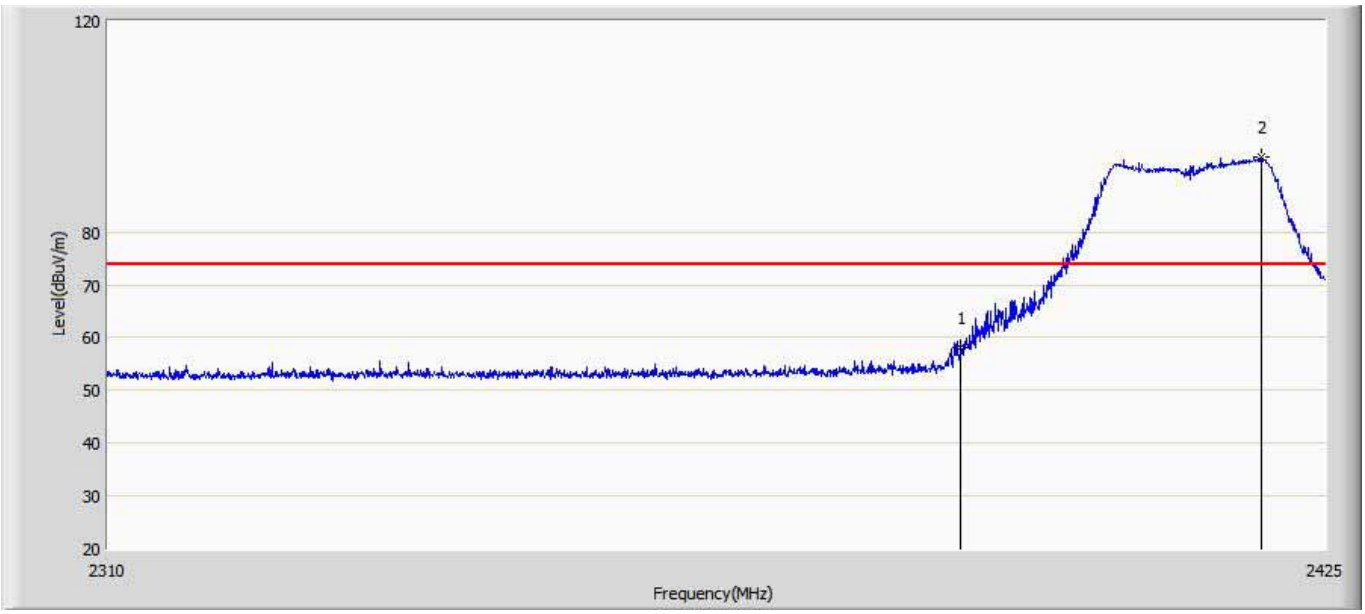

No	Mark	Frequency (MHz)	Measure Level (dBuV/m)	Reading Level (dBuV)	Over Limit (dB)	Limit (dBuV/m)	Factor (dB)	Type
1		2390.000	58.144	22.462	-15.856	74.000	35.682	PK
2	*	2418.847	94.271	58.501	20.271	74.000	35.770	PK

Engineer: Vic	
Site: AC5	Time: 2017/06/07 - 22:54
Limit: FCC_Part15.209_RE(3m)	Margin: 0
Probe: Horn_3117_00167055(1-18GHz)	Polarity: Horizontal
EUT: AP	Power: AC 120V/60HZ
Note: Mode1:Transmit 2412MHz by 80.11g Ant 0	

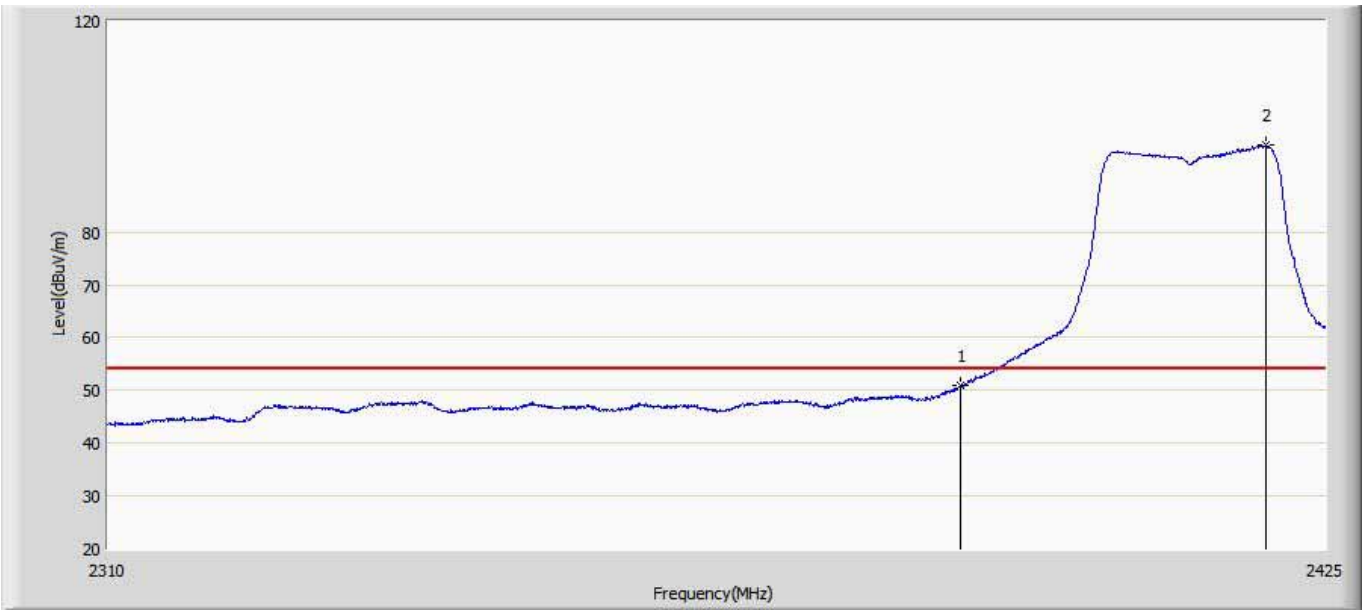

No	Mark	Frequency (MHz)	Measure Level (dBuV/m)	Reading Level (dBuV)	Over Limit (dB)	Limit (dBuV/m)	Factor (dB)	Type
1		2390.000	50.902	15.220	-3.098	54.000	35.682	AV
2	*	2419.250	96.388	60.616	42.388	54.000	35.772	AV

Engineer: Vic	
Site: AC5	Time: 2017/06/07 - 22:56
Limit: FCC_Part15.209_RE(3m)	Margin: 0
Probe: Horn_3117_00167055(1-18GHz)	Polarity: Vertical
EUT: AP	Power: AC 120V/60HZ
Note: Mode1:Transmit 2412MHz by 80.11g Ant 0	

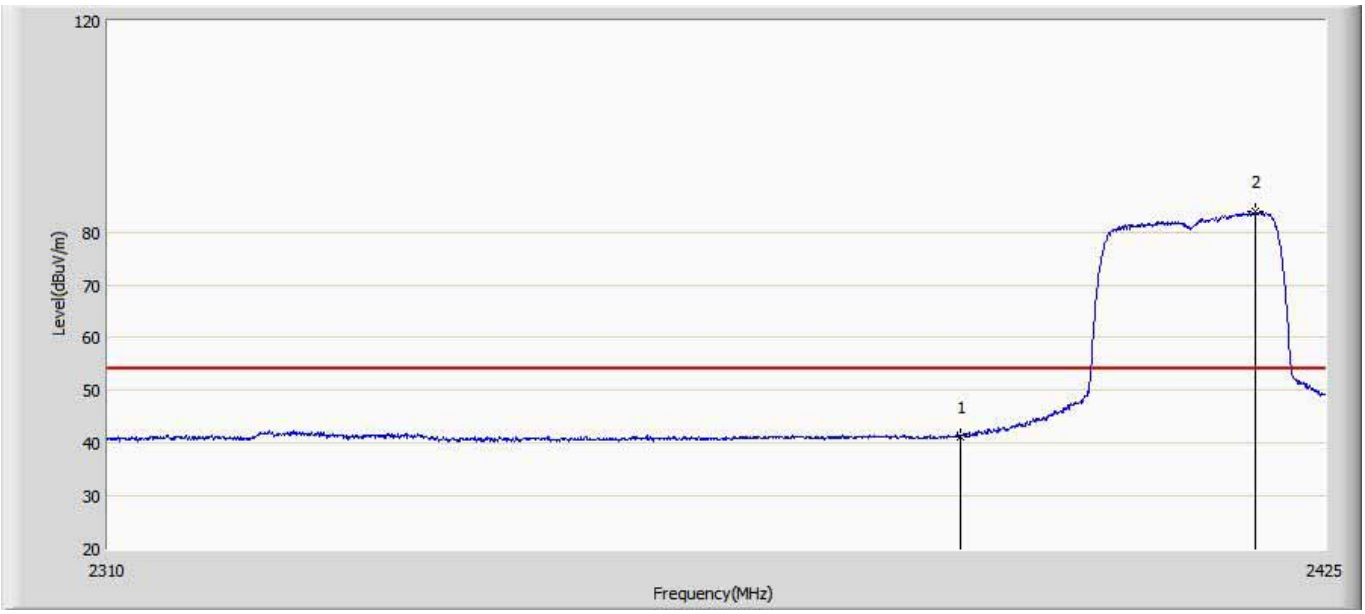

No	Mark	Frequency (MHz)	Measure Level (dBuV/m)	Reading Level (dBuV)	Over Limit (dB)	Limit (dBuV/m)	Factor (dB)	Type
1		2390.000	41.333	5.651	-12.667	54.000	35.682	AV
2	*	2418.330	83.820	48.052	29.820	54.000	35.768	AV

Engineer: Vic	
Site: AC5	Time: 2017/06/07 - 22:56
Limit: FCC_Part15.209_RE(3m)	Margin: 0
Probe: Horn_3117_00167055(1-18GHz)	Polarity: Horizontal
EUT: AP	Power: AC 120V/60HZ
Note: Mode1:Transmit 2412MHz by 80.11g Ant 1	

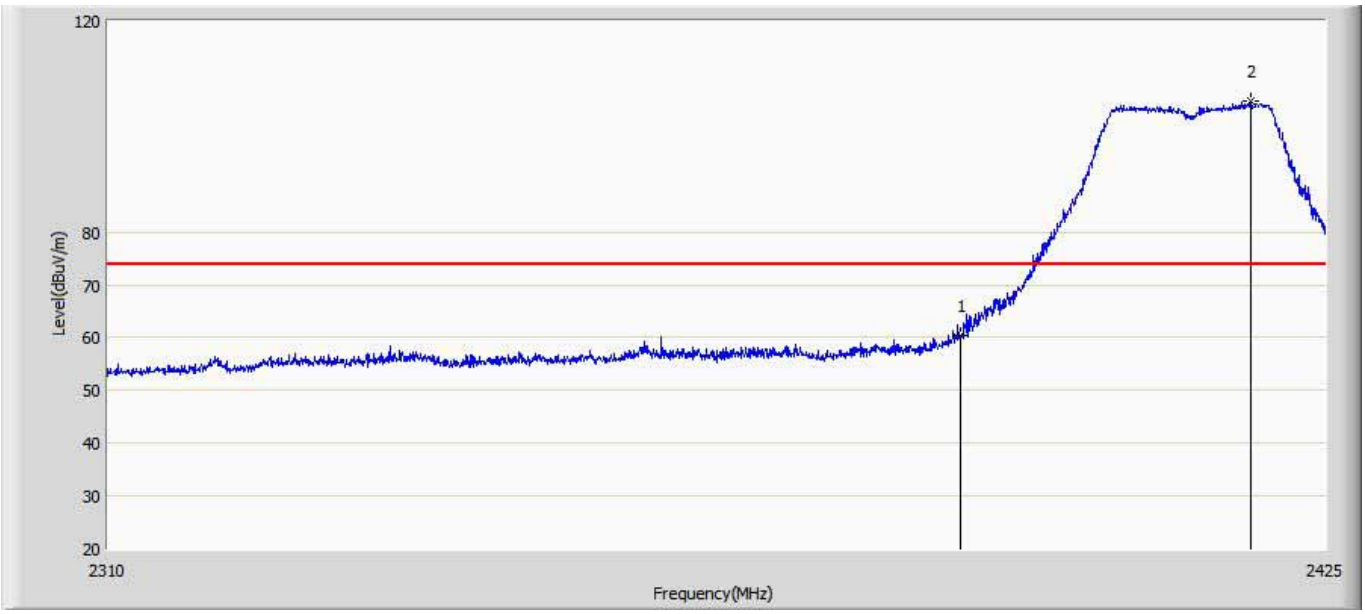

No	Mark	Frequency (MHz)	Measure Level (dBuV/m)	Reading Level (dBuV)	Over Limit (dB)	Limit (dBuV/m)	Factor (dB)	Type
1		2390.000	60.335	24.653	-13.665	74.000	35.682	PK
2	*	2417.812	104.896	69.130	30.896	74.000	35.765	PK

Engineer: Vic	
Site: AC5	Time: 2017/06/07 - 22:59
Limit: FCC_Part15.209_RE(3m)	Margin: 0
Probe: Horn_3117_00167055(1-18GHz)	Polarity: Vertical
EUT: AP	Power: AC 120V/60HZ
Note: Mode1:Transmit 2412MHz by 80.11g Ant 1	

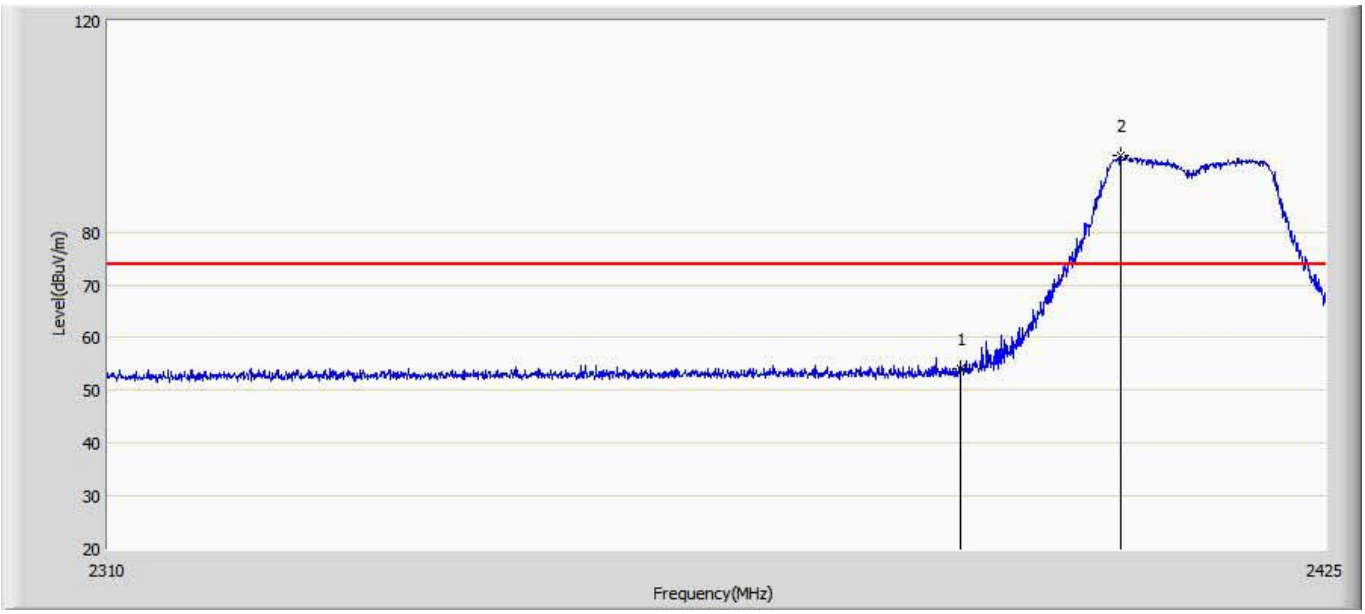

No	Mark	Frequency (MHz)	Measure Level (dBuV/m)	Reading Level (dBuV)	Over Limit (dB)	Limit (dBuV/m)	Factor (dB)	Type
1		2390.000	53.974	18.292	-20.026	74.000	35.682	PK
2	*	2405.278	94.362	58.640	20.362	74.000	35.721	PK

Engineer: Vic	
Site: AC5	Time: 2017/06/07 - 23:00
Limit: FCC_Part15.209_RE(3m)	Margin: 0
Probe: Horn_3117_00167055(1-18GHz)	Polarity: Horizontal
EUT: AP	Power: AC 120V/60HZ
Note: Mode1:Transmit 2412MHz by 80.11g Ant 1	

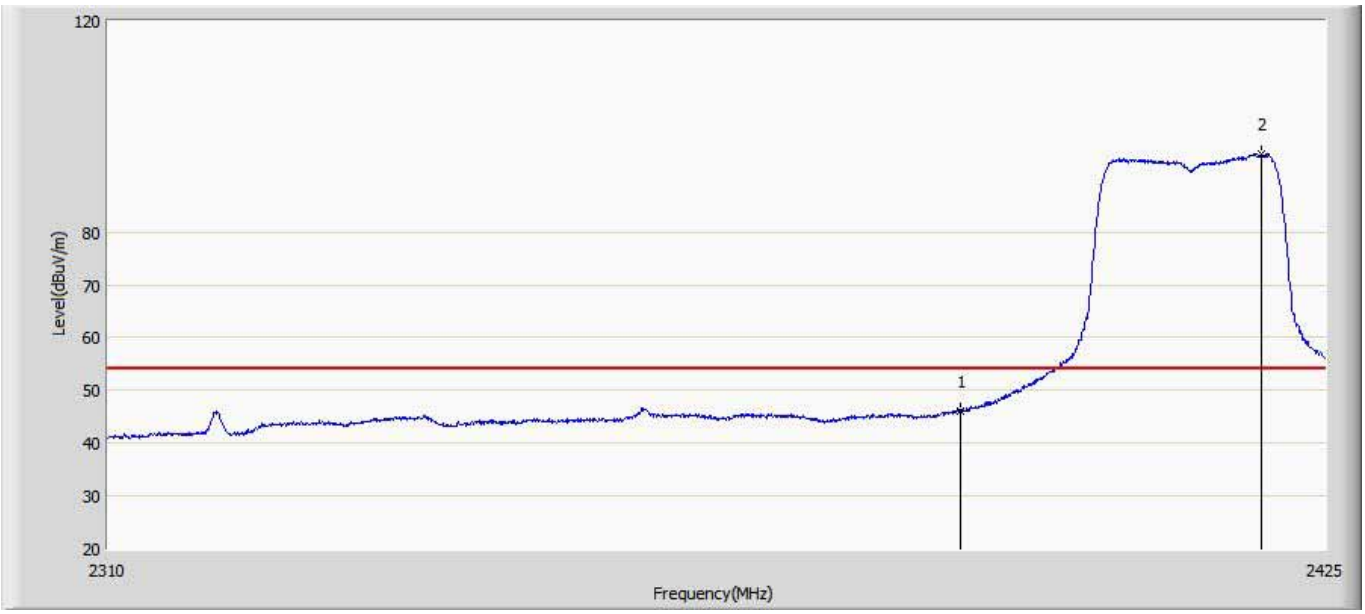

No	Mark	Frequency (MHz)	Measure Level (dBuV/m)	Reading Level (dBuV)	Over Limit (dB)	Limit (dBuV/m)	Factor (dB)	Type
1		2390.000	46.182	10.500	-7.818	54.000	35.682	AV
2	*	2418.790	94.766	58.996	40.766	54.000	35.770	AV

Engineer: Vic	
Site: AC5	Time: 2017/06/07 - 23:02
Limit: FCC_Part15.209_RE(3m)	Margin: 0
Probe: Horn_3117_00167055(1-18GHz)	Polarity: Vertical
EUT: AP	Power: AC 120V/60HZ
Note: Mode1:Transmit 2412MHz by 80.11g Ant 1	

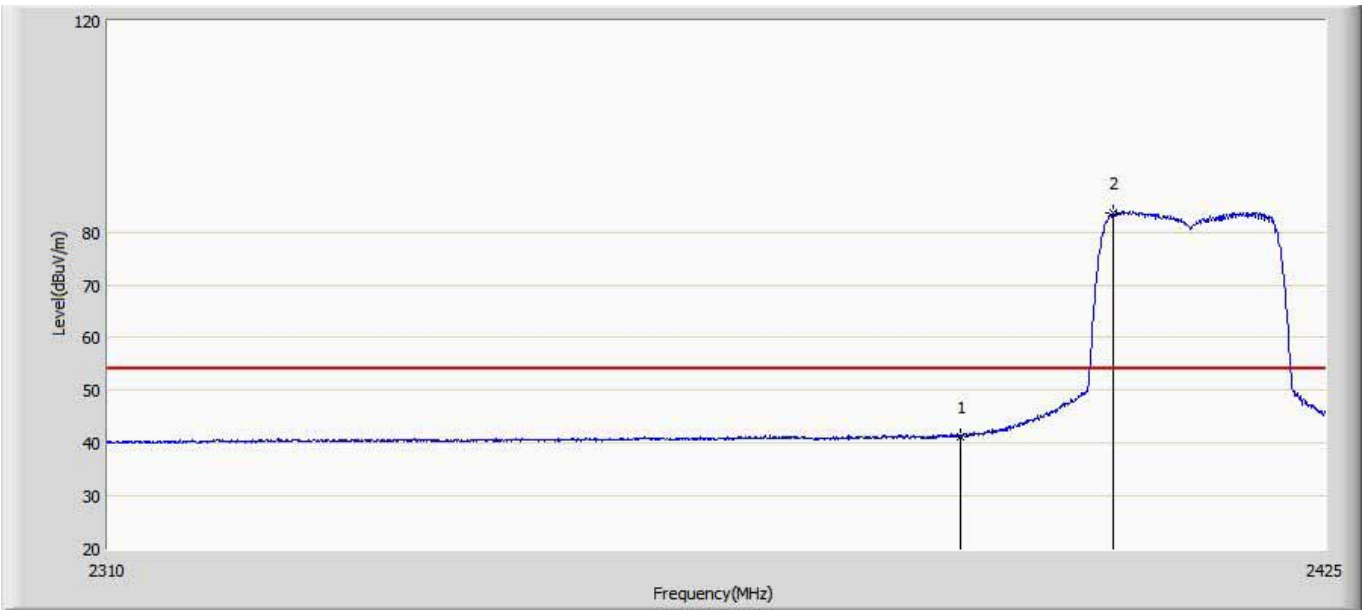

No	Mark	Frequency (MHz)	Measure Level (dBuV/m)	Reading Level (dBuV)	Over Limit (dB)	Limit (dBuV/m)	Factor (dB)	Type
1		2390.000	41.328	5.646	-12.672	54.000	35.682	AV
2	*	2404.530	83.531	47.811	29.531	54.000	35.719	AV

Engineer: Vic	
Site: AC5	Time: 2017/06/07 - 23:03
Limit: FCC_Part15.209_RE(3m)	Margin: 0
Probe: Horn_3117_00167055(1-18GHz)	Polarity: Horizontal
EUT: AP	Power: AC 120V/60HZ
Note: Mode1:Transmit 2412MHz by 80.11g Ant 0+1	

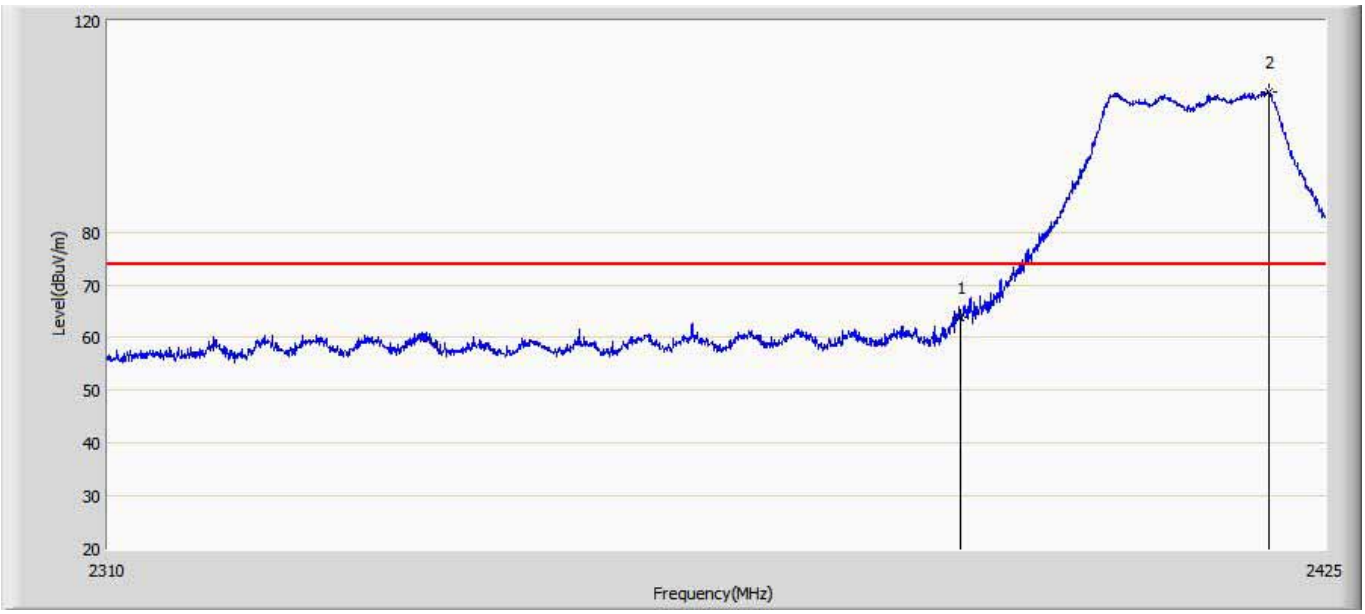

No	Mark	Frequency (MHz)	Measure Level (dBuV/m)	Reading Level (dBuV)	Over Limit (dB)	Limit (dBuV/m)	Factor (dB)	Type
1		2390.000	63.716	28.034	-10.284	74.000	35.682	PK
2	*	2419.653	106.532	70.758	32.532	74.000	35.774	PK

Engineer: Vic	
Site: AC5	Time: 2017/06/07 - 23:05
Limit: FCC_Part15.209_RE(3m)	Margin: 0
Probe: Horn_3117_00167055(1-18GHz)	Polarity: Vertical
EUT: AP	Power: AC 120V/60HZ
Note: Mode1:Transmit 2412MHz by 80.11g Ant 0+1	

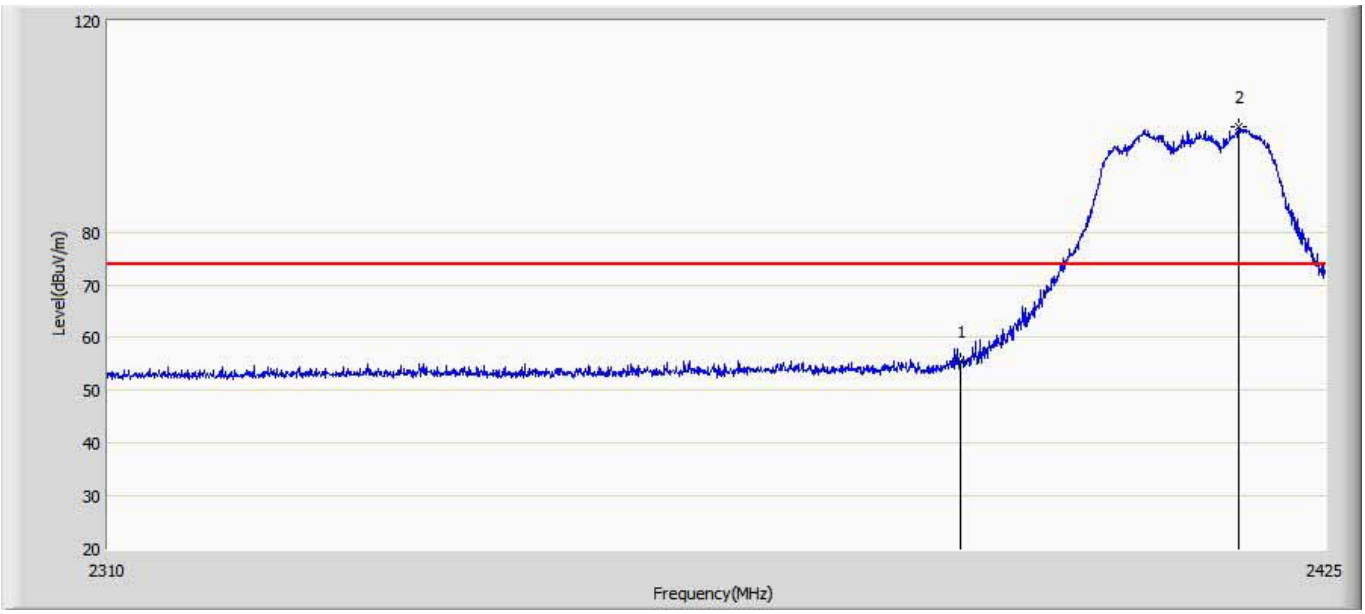

No	Mark	Frequency (MHz)	Measure Level (dBuV/m)	Reading Level (dBuV)	Over Limit (dB)	Limit (dBuV/m)	Factor (dB)	Type
1		2390.000	55.465	19.783	-18.535	74.000	35.682	PK
2	*	2416.720	99.817	64.056	25.817	74.000	35.761	PK

Engineer: Vic	
Site: AC5	Time: 2017/06/07 - 23:06
Limit: FCC_Part15.209_RE(3m)	Margin: 0
Probe: Horn_3117_00167055(1-18GHz)	Polarity: Horizontal
EUT: AP	Power: AC 120V/60HZ
Note: Mode1:Transmit 2412MHz by 80.11g Ant 0+1	

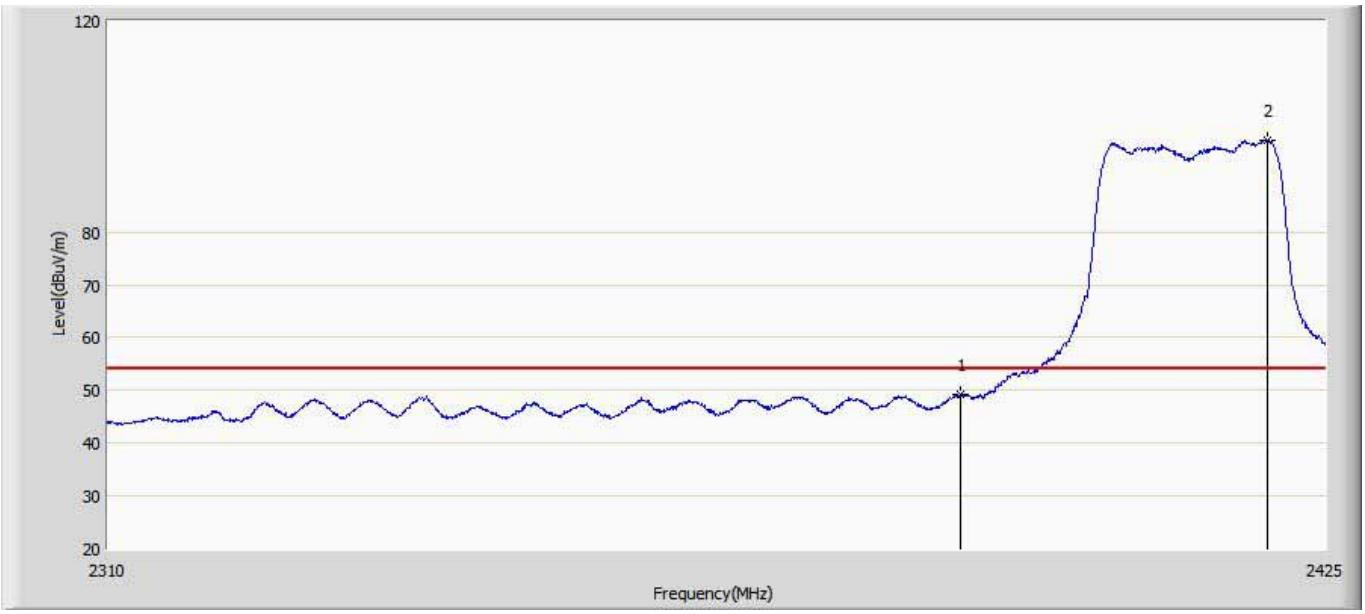

No	Mark	Frequency (MHz)	Measure Level (dBuV/m)	Reading Level (dBuV)	Over Limit (dB)	Limit (dBuV/m)	Factor (dB)	Type
1		2390.000	49.161	13.479	-4.839	54.000	35.682	AV
2	*	2419.423	97.495	61.722	43.495	54.000	35.772	AV

Engineer: Vic	
Site: AC5	Time: 2017/06/07 - 23:08
Limit: FCC_Part15.209_RE(3m)	Margin: 0
Probe: Horn_3117_00167055(1-18GHz)	Polarity: Vertical
EUT: AP	Power: AC 120V/60HZ
Note: Mode1:Transmit 2412MHz by 80.11g Ant 0+1	

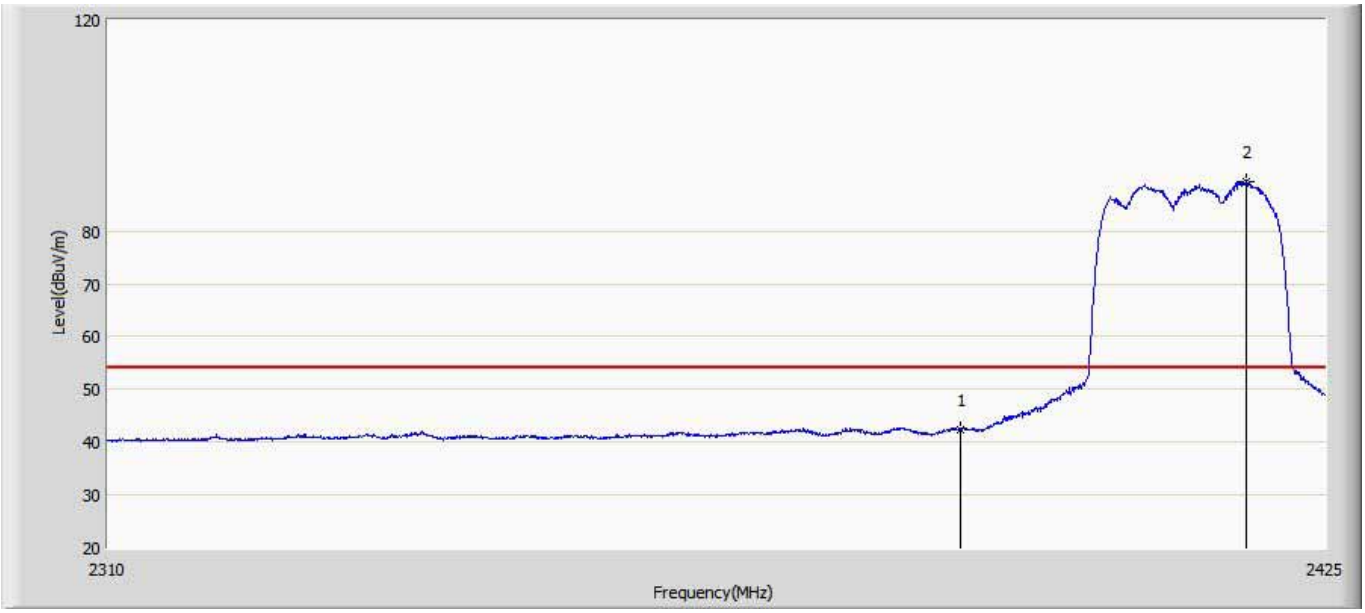

No	Mark	Frequency (MHz)	Measure Level (dBuV/m)	Reading Level (dBuV)	Over Limit (dB)	Limit (dBuV/m)	Factor (dB)	Type
1		2390.000	42.476	6.794	-11.524	54.000	35.682	AV
2	*	2417.410	89.431	53.667	35.431	54.000	35.764	AV

Engineer: Vic	
Site: AC5	Time: 2017/06/07 - 23:10
Limit: FCC_Part15.209_RE(3m)	Margin: 0
Probe: Horn_3117_00167055(1-18GHz)	Polarity: Horizontal
EUT: AP	Power: AC 120V/60HZ
Note: Mode1:Transmit 2462MHz by 80.11g Ant 0	

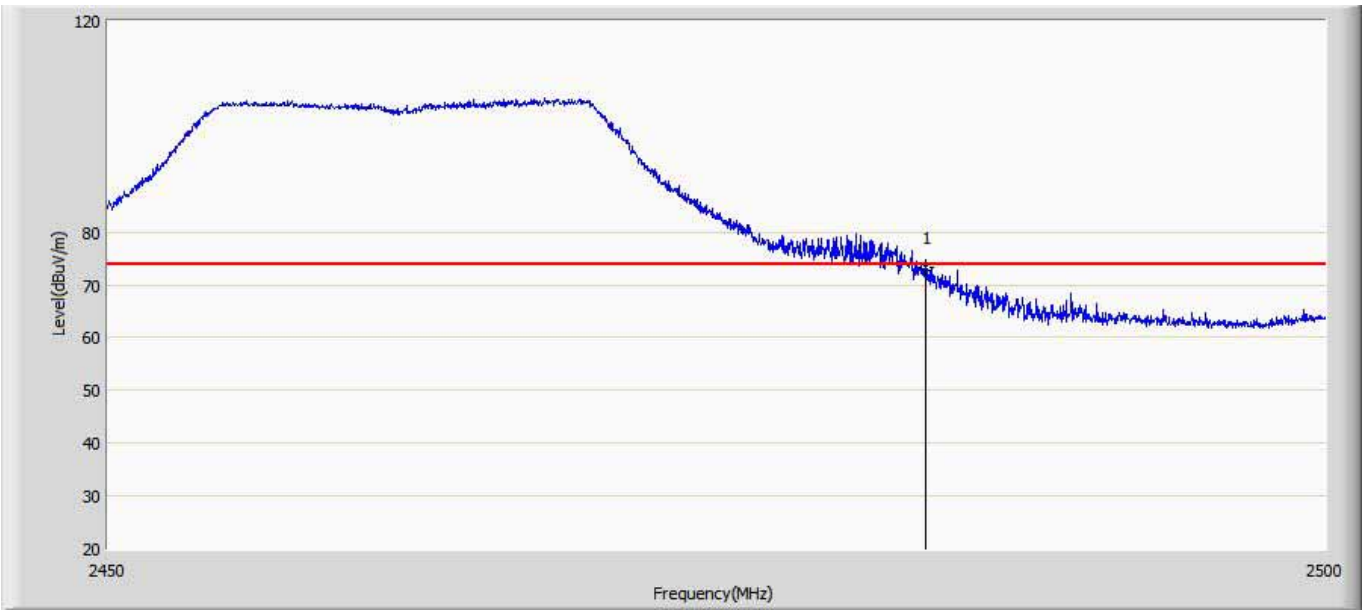

No	Mark	Frequency (MHz)	Measure Level (dBuV/m)	Reading Level (dBuV)	Over Limit (dB)	Limit (dBuV/m)	Factor (dB)	Type
1	*	2483.500	73.409	37.517	-0.591	74.000	35.891	PK

Engineer: Vic	
Site: AC5	Time: 2017/06/07 - 23:17
Limit: FCC_Part15.209_RE(3m)	Margin: 0
Probe: Horn_3117_00167055(1-18GHz)	Polarity: Vertical
EUT: AP	Power: AC 120V/60HZ
Note: Mode1:Transmit 2462MHz by 80.11g Ant 0	

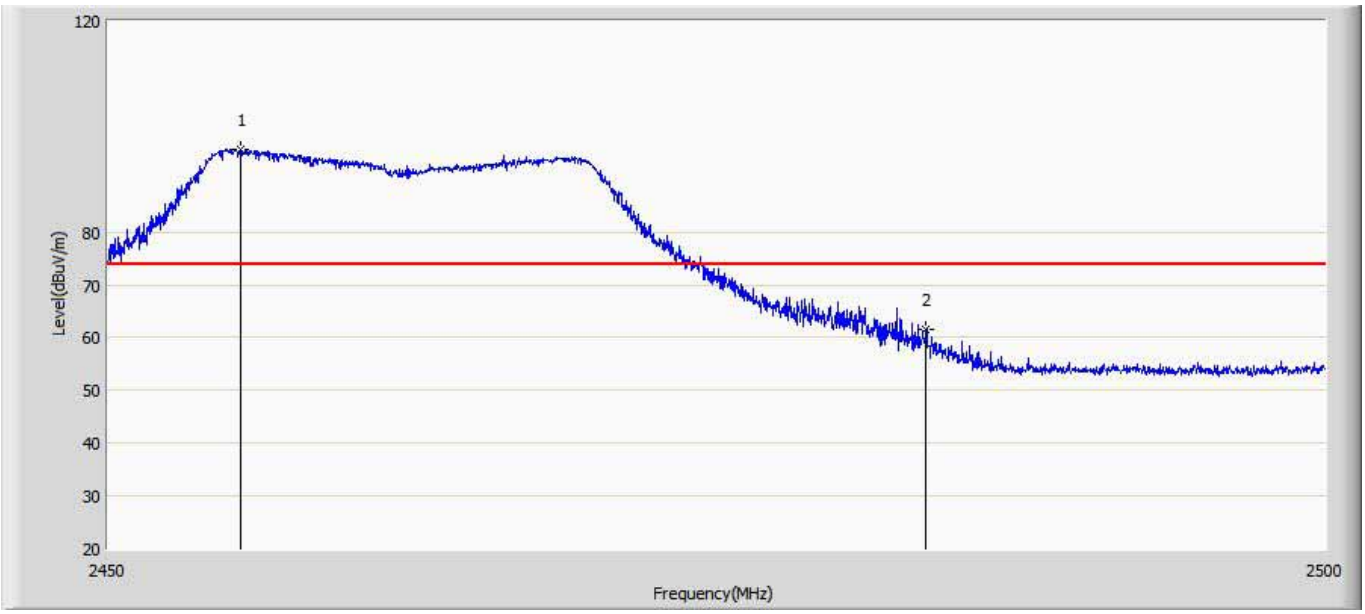

No	Mark	Frequency (MHz)	Measure Level (dBuV/m)	Reading Level (dBuV)	Over Limit (dB)	Limit (dBuV/m)	Factor (dB)	Type
1	*	2455.425	95.649	59.799	21.649	74.000	35.849	PK
2		2483.500	61.473	25.581	-12.527	74.000	35.891	PK

Engineer: Vic	
Site: AC5	Time: 2017/06/07 - 23:18
Limit: FCC_Part15.209_RE(3m)	Margin: 0
Probe: Horn_3117_00167055(1-18GHz)	Polarity: Horizontal
EUT: AP	Power: AC 120V/60HZ
Note: Mode1:Transmit 2462MHz by 80.11g Ant 0	

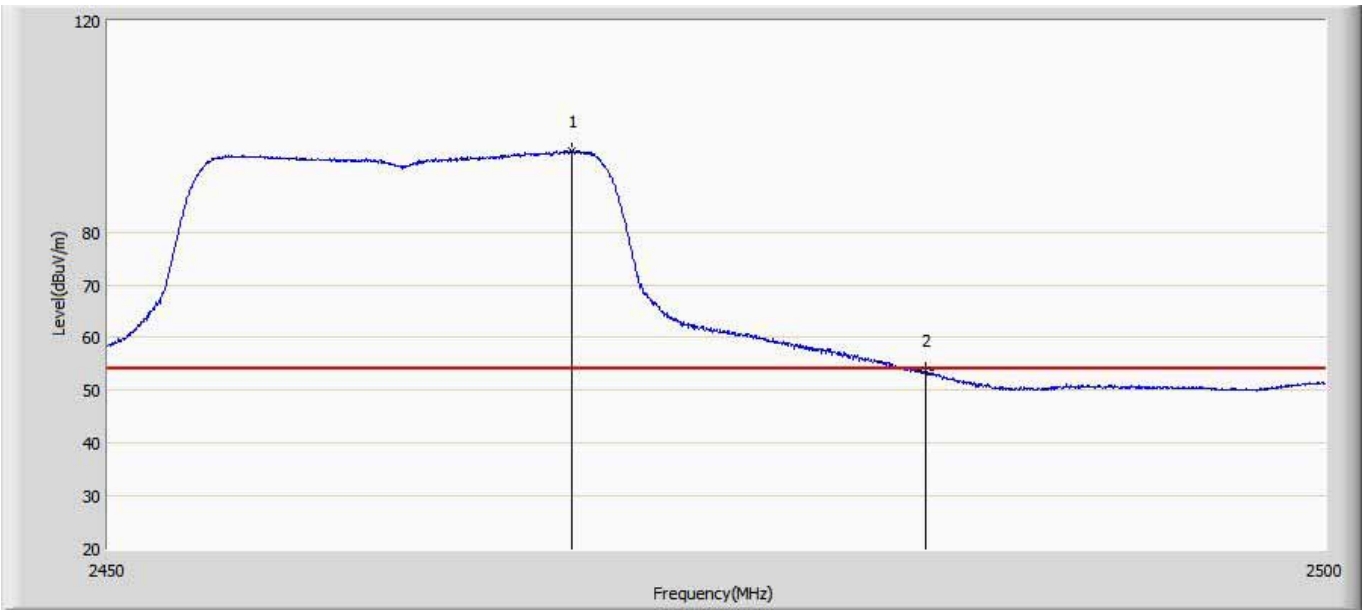

No	Mark	Frequency (MHz)	Measure Level (dBuV/m)	Reading Level (dBuV)	Over Limit (dB)	Limit (dBuV/m)	Factor (dB)	Type
1	*	2468.975	95.318	59.448	41.318	54.000	35.871	AV
2		2483.500	53.702	17.810	-0.298	54.000	35.891	AV

Engineer: Vic	
Site: AC5	Time: 2017/06/07 - 23:23
Limit: FCC_Part15.209_RE(3m)	Margin: 0
Probe: Horn_3117_00167055(1-18GHz)	Polarity: Vertical
EUT: AP	Power: AC 120V/60HZ
Note: Mode1:Transmit 2462MHz by 80.11g Ant 0	

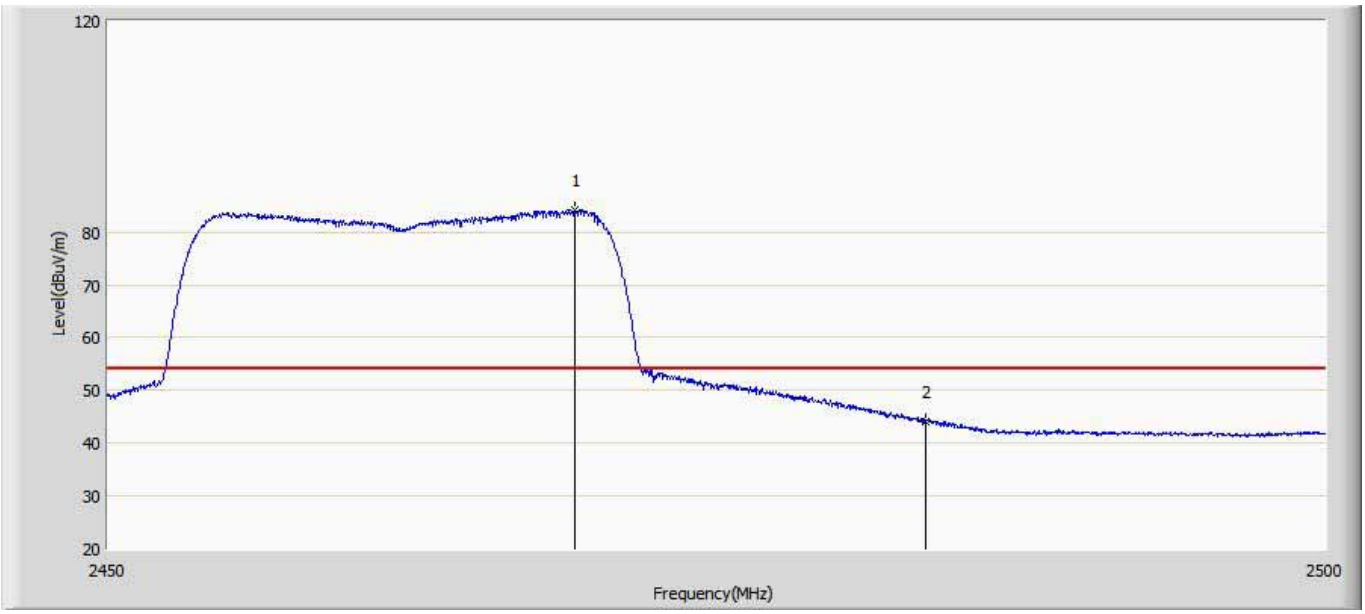

No	Mark	Frequency (MHz)	Measure Level (dBuV/m)	Reading Level (dBuV)	Over Limit (dB)	Limit (dBuV/m)	Factor (dB)	Type
1	*	2469.075	84.058	48.188	30.058	54.000	35.871	AV
2		2483.500	44.073	8.181	-9.927	54.000	35.891	AV

Engineer: Vic	
Site: AC5	Time: 2017/06/07 - 23:24
Limit: FCC_Part15.209_RE(3m)	Margin: 0
Probe: Horn_3117_00167055(1-18GHz)	Polarity: Horizontal
EUT: AP	Power: AC 120V/60HZ
Note: Mode1:Transmit 2462MHz by 80.11g Ant 1	

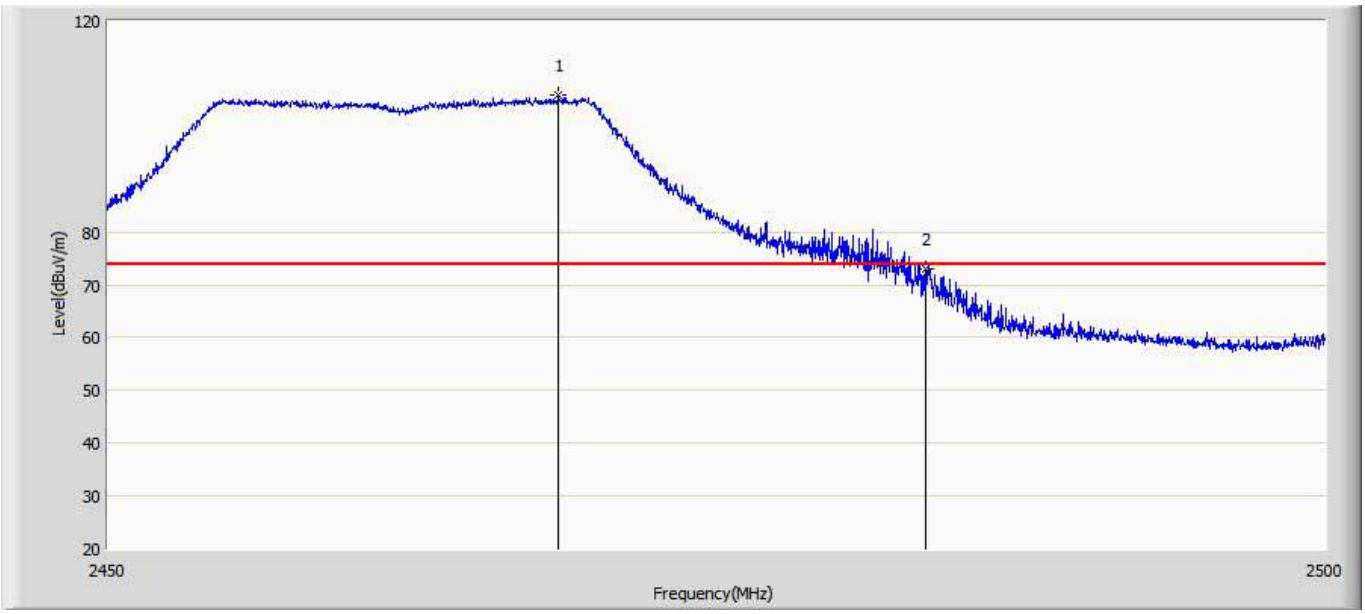

No	Mark	Frequency (MHz)	Measure Level (dBuV/m)	Reading Level (dBuV)	Over Limit (dB)	Limit (dBuV/m)	Factor (dB)	Type
1	*	2468.400	105.855	69.984	31.855	74.000	35.871	PK
2		2483.500	72.979	37.087	-1.021	74.000	35.891	PK

Engineer: Vic	
Site: AC5	Time: 2017/06/07 - 23:32
Limit: FCC_Part15.209_RE(3m)	Margin: 0
Probe: Horn_3117_00167055(1-18GHz)	Polarity: Vertical
EUT: AP	Power: AC 120V/60HZ
Note: Mode1:Transmit 2462MHz by 80.11g Ant 1	

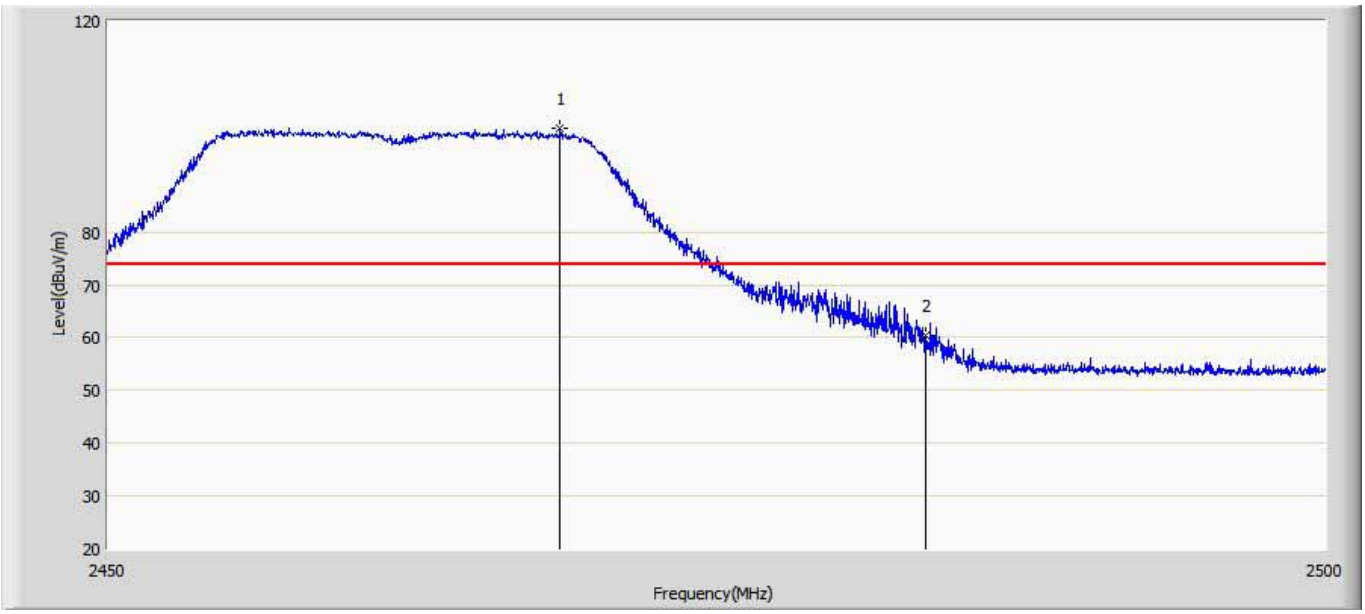

No	Mark	Frequency (MHz)	Measure Level (dBuV/m)	Reading Level (dBuV)	Over Limit (dB)	Limit (dBuV/m)	Factor (dB)	Type
1	*	2468.475	99.527	63.656	25.527	74.000	35.871	PK
2		2483.500	60.300	24.408	-13.700	74.000	35.891	PK

Engineer: Vic	
Site: AC5	Time: 2017/06/07 - 23:34
Limit: FCC_Part15.209_RE(3m)	Margin: 0
Probe: Horn_3117_00167055(1-18GHz)	Polarity: Horizontal
EUT: AP	Power: AC 120V/60HZ
Note: Mode1:Transmit 2462MHz by 80.11g Ant 1	

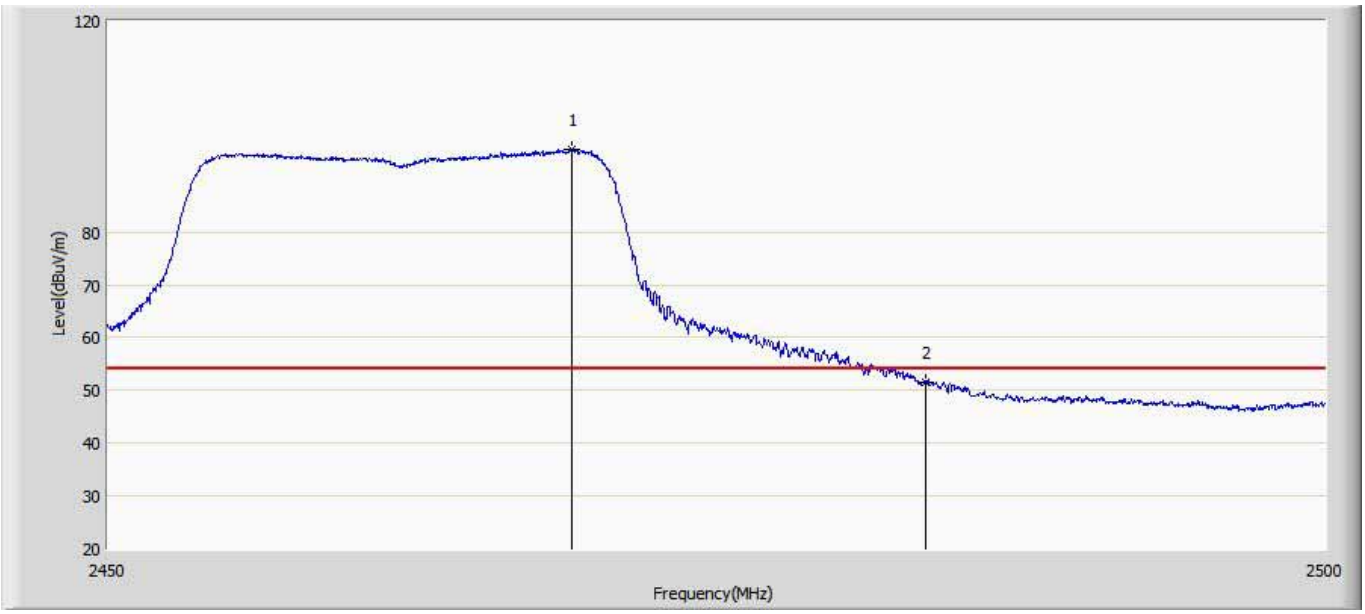

No	Mark	Frequency (MHz)	Measure Level (dBuV/m)	Reading Level (dBuV)	Over Limit (dB)	Limit (dBuV/m)	Factor (dB)	Type
1	*	2468.975	95.754	59.884	41.754	54.000	35.871	AV
2		2483.500	51.654	15.762	-2.346	54.000	35.891	AV

Engineer: Vic	
Site: AC5	Time: 2017/06/07 - 23:36
Limit: FCC_Part15.209_RE(3m)	Margin: 0
Probe: Horn_3117_00167055(1-18GHz)	Polarity: Vertical
EUT: AP	Power: AC 120V/60HZ
Note: Mode1:Transmit 2462MHz by 80.11g Ant 1	

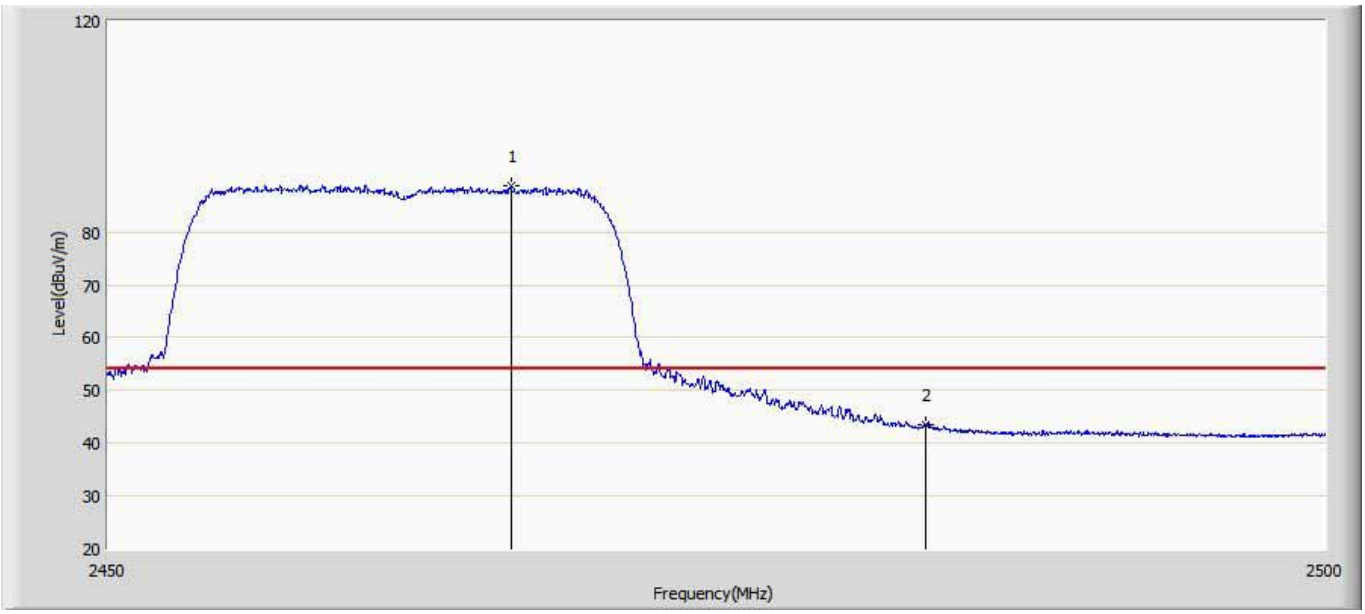

No	Mark	Frequency (MHz)	Measure Level (dBuV/m)	Reading Level (dBuV)	Over Limit (dB)	Limit (dBuV/m)	Factor (dB)	Type
1	*	2466.475	88.841	52.968	34.841	54.000	35.874	AV
2		2483.500	43.634	7.742	-10.366	54.000	35.891	AV

Engineer: Vic	
Site: AC5	Time: 2017/06/07 - 23:38
Limit: FCC_Part15.209_RE(3m)	Margin: 0
Probe: Horn_3117_00167055(1-18GHz)	Polarity: Horizontal
EUT: AP	Power: AC 120V/60HZ
Note: Mode1:Transmit 2462MHz by 80.11g Ant 0+1	

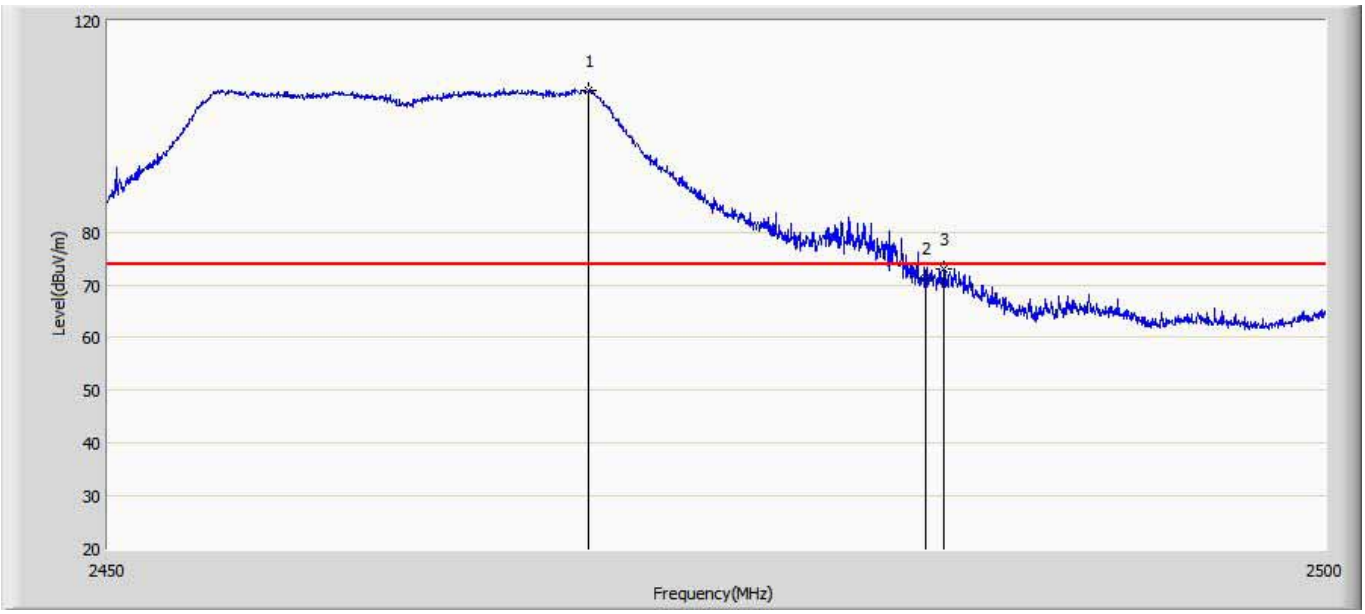

No	Mark	Frequency (MHz)	Measure Level (dBuV/m)	Reading Level (dBuV)	Over Limit (dB)	Limit (dBuV/m)	Factor (dB)	Type
1	*	2469.650	106.815	70.945	32.815	74.000	35.869	PK
2		2483.500	71.190	35.298	-2.810	74.000	35.891	PK
3		2484.225	73.067	37.170	-0.933	74.000	35.897	PK

Engineer: Vic	
Site: AC5	Time: 2017/06/07 - 23:45
Limit: FCC_Part15.209_RE(3m)	Margin: 0
Probe: Horn_3117_00167055(1-18GHz)	Polarity: Vertical
EUT: AP	Power: AC 120V/60HZ
Note: Mode1:Transmit 2462MHz by 80.11g Ant 0+1	

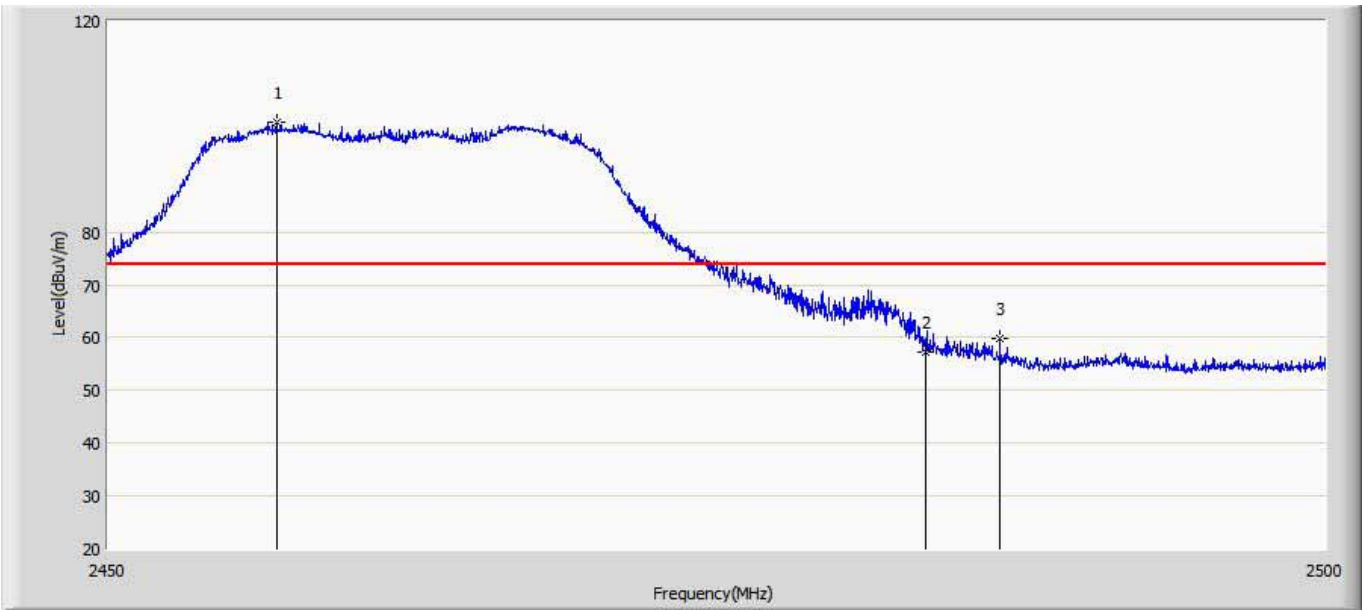

No	Mark	Frequency (MHz)	Measure Level (dBuV/m)	Reading Level (dBuV)	Over Limit (dB)	Limit (dBuV/m)	Factor (dB)	Type
1	*	2456.875	100.737	64.881	26.737	74.000	35.856	PK
2		2483.500	57.245	21.353	-16.755	74.000	35.891	PK
3		2486.550	59.942	24.028	-14.058	74.000	35.914	PK

Engineer: Vic	
Site: AC5	Time: 2017/06/07 - 23:47
Limit: FCC_Part15.209_RE(3m)	Margin: 0
Probe: Horn_3117_00167055(1-18GHz)	Polarity: Horizontal
EUT: AP	Power: AC 120V/60HZ
Note: Mode1:Transmit 2462MHz by 80.11g Ant 0+1	

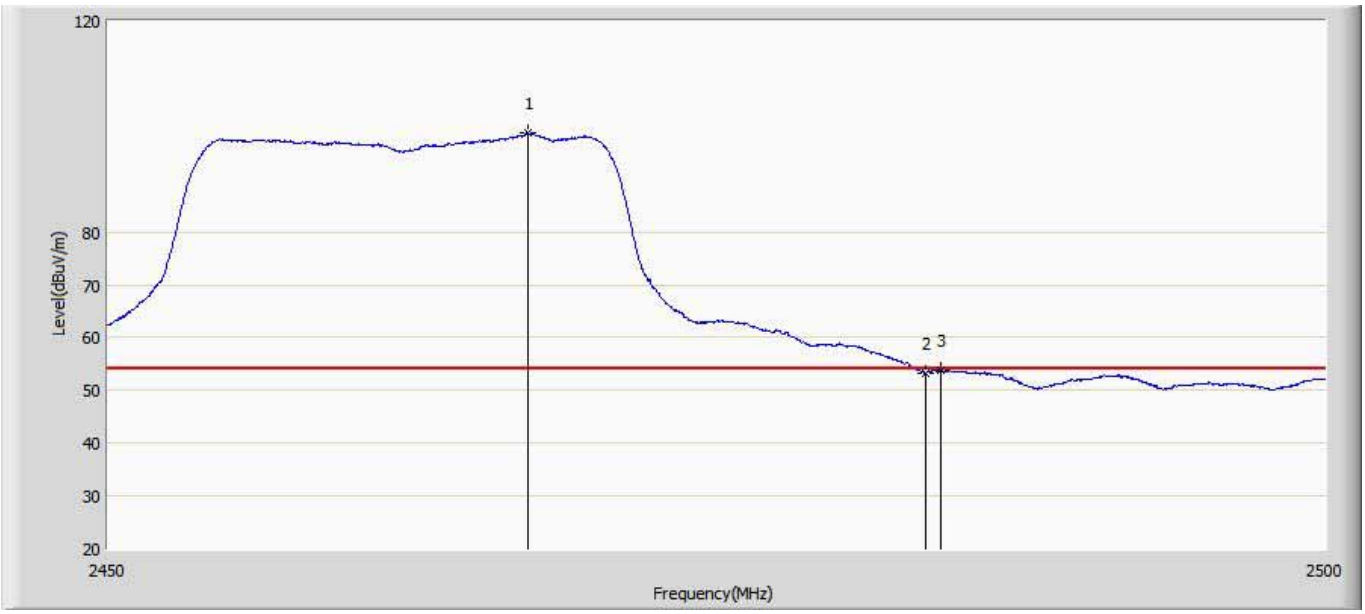

No	Mark	Frequency (MHz)	Measure Level (dBuV/m)	Reading Level (dBuV)	Over Limit (dB)	Limit (dBuV/m)	Factor (dB)	Type
1	*	2467.125	98.741	62.868	44.741	54.000	35.872	AV
2		2483.500	53.286	17.394	-0.714	54.000	35.891	AV
3		2484.125	53.887	17.991	-0.113	54.000	35.896	AV

Engineer: Vic	
Site: AC5	Time: 2017/06/07 - 23:50
Limit: FCC_Part15.209_RE(3m)	Margin: 0
Probe: Horn_3117_00167055(1-18GHz)	Polarity: Vertical
EUT: AP	Power: AC 120V/60HZ
Note: Mode1:Transmit 2462MHz by 80.11g Ant 0+1	

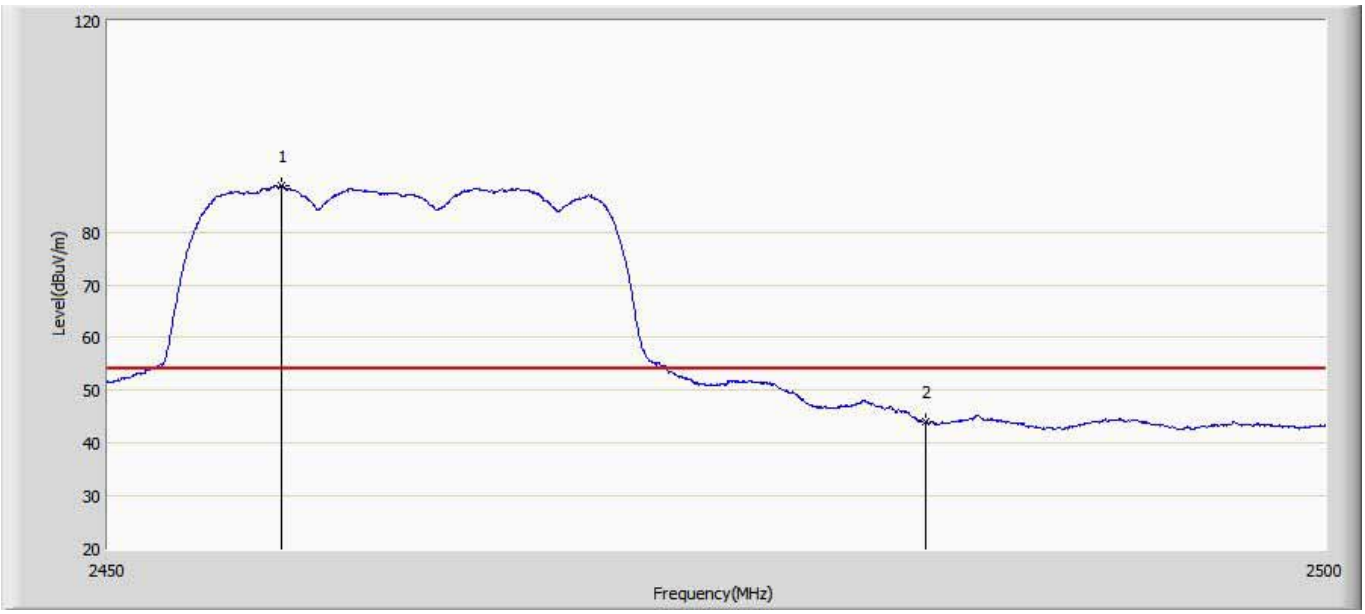

No	Mark	Frequency (MHz)	Measure Level (dBuV/m)	Reading Level (dBuV)	Over Limit (dB)	Limit (dBuV/m)	Factor (dB)	Type
1	*	2457.100	88.671	52.814	34.671	54.000	35.857	AV
2		2483.500	43.930	8.038	-10.070	54.000	35.891	AV

Engineer: Vic	
Site: AC5	Time: 2017/06/07 - 23:51
Limit: FCC_Part15.209_RE(3m)	Margin: 0
Probe: Horn_3117_00167055(1-18GHz)	Polarity: Horizontal
EUT: AP	Power: AC 120V/60HZ
Note: Mode3:Transmit 2412MHz by 80.11n20 Ant 0	

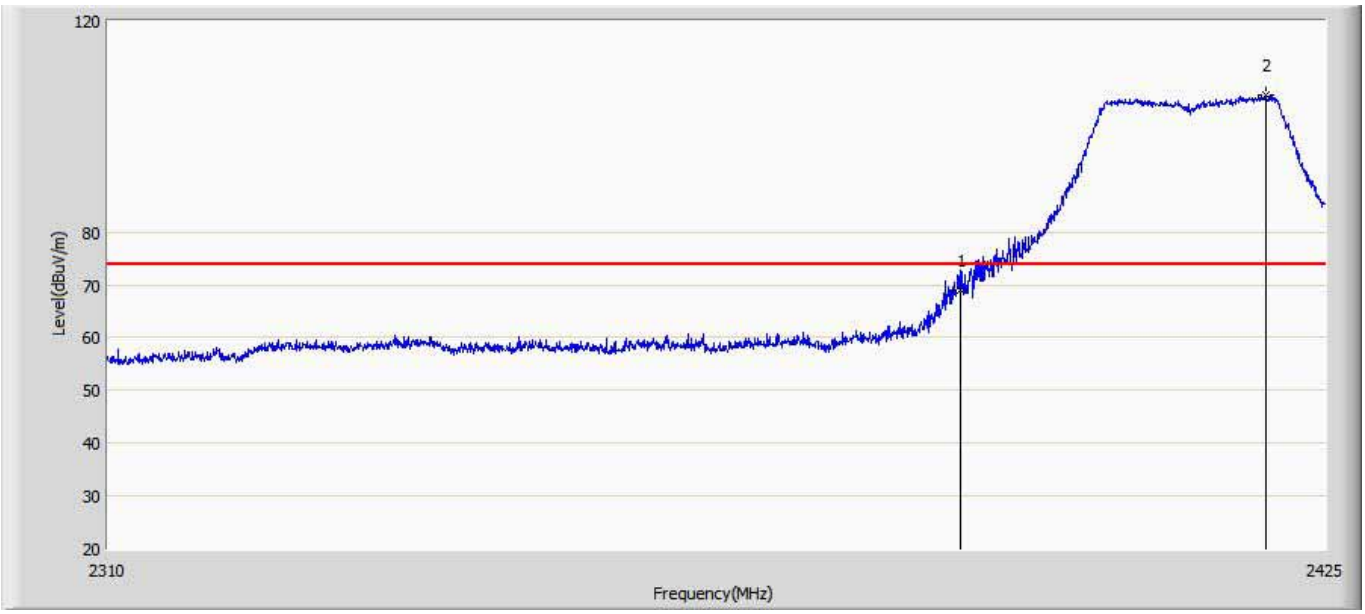

No	Mark	Frequency (MHz)	Measure Level (dBuV/m)	Reading Level (dBuV)	Over Limit (dB)	Limit (dBuV/m)	Factor (dB)	Type
1		2390.000	68.934	33.252	-5.066	74.000	35.682	PK
2	*	2419.308	105.971	70.199	31.971	74.000	35.772	PK

Engineer: Vic	
Site: AC5	Time: 2017/06/07 - 23:54
Limit: FCC_Part15.209_RE(3m)	Margin: 0
Probe: Horn_3117_00167055(1-18GHz)	Polarity: Vertical
EUT: AP	Power: AC 120V/60HZ
Note: Mode3:Transmit 2412MHz by 80.11n20 Ant 0	

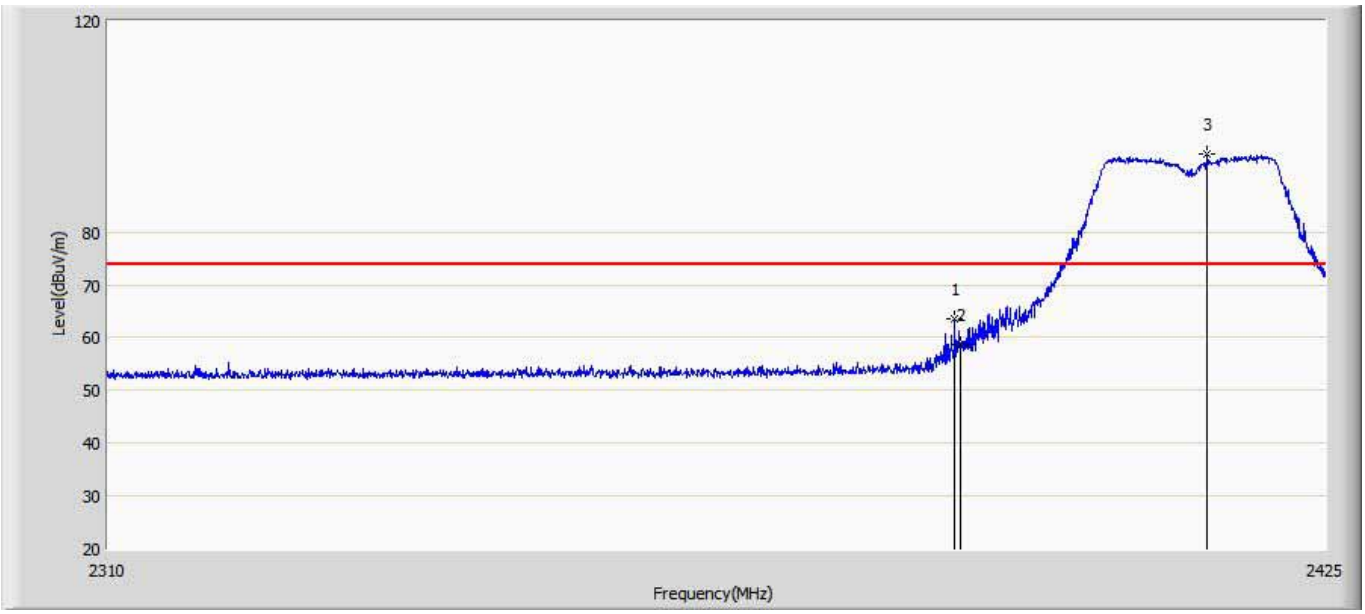

No	Mark	Frequency (MHz)	Measure Level (dBuV/m)	Reading Level (dBuV)	Over Limit (dB)	Limit (dBuV/m)	Factor (dB)	Type
1		2389.407	63.519	27.838	-10.481	74.000	35.680	PK
2		2390.000	58.712	23.030	-15.288	74.000	35.682	PK
3	*	2413.673	94.715	58.967	20.715	74.000	35.748	PK

Engineer: Vic	
Site: AC5	Time: 2017/06/07 - 23:55
Limit: FCC_Part15.209_RE(3m)	Margin: 0
Probe: Horn_3117_00167055(1-18GHz)	Polarity: Horizontal
EUT: AP	Power: AC 120V/60HZ
Note: Mode3:Transmit 2412MHz by 80.11n20 Ant 0	

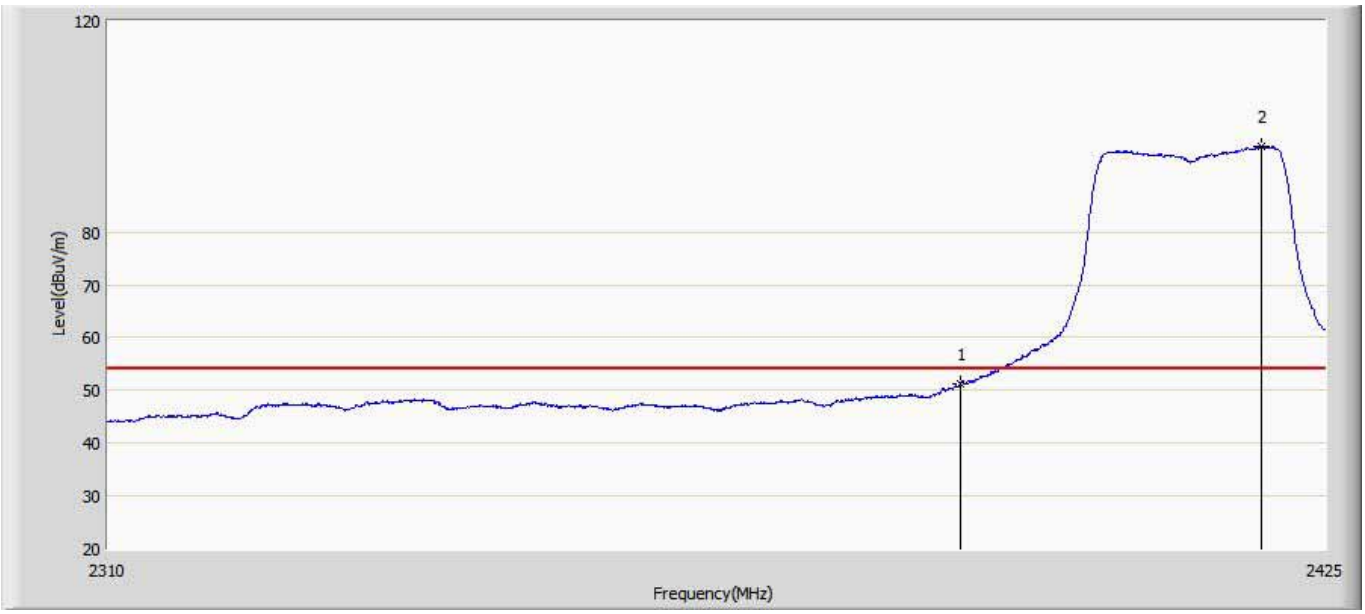

No	Mark	Frequency (MHz)	Measure Level (dBuV/m)	Reading Level (dBuV)	Over Limit (dB)	Limit (dBuV/m)	Factor (dB)	Type
1		2390.000	51.264	15.582	-2.736	54.000	35.682	AV
2	*	2418.847	96.284	60.514	42.284	54.000	35.770	AV

Engineer: Vic	
Site: AC5	Time: 2017/06/07 - 23:57
Limit: FCC_Part15.209_RE(3m)	Margin: 0
Probe: Horn_3117_00167055(1-18GHz)	Polarity: Vertical
EUT: AP	Power: AC 120V/60HZ
Note: Mode3:Transmit 2412MHz by 80.11n20 Ant 0	

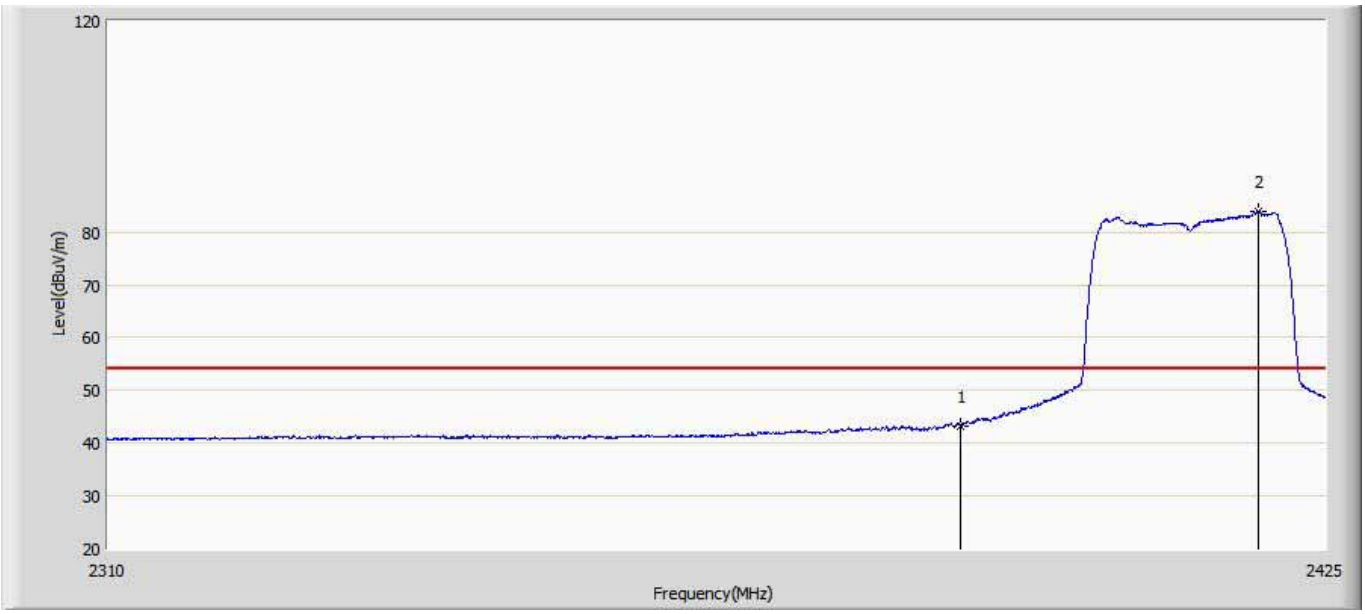

No	Mark	Frequency (MHz)	Measure Level (dBuV/m)	Reading Level (dBuV)	Over Limit (dB)	Limit (dBuV/m)	Factor (dB)	Type
1		2390.000	43.300	7.618	-10.700	54.000	35.682	AV
2	*	2418.617	83.859	48.090	29.859	54.000	35.769	AV

Engineer: Vic	
Site: AC5	Time: 2017/06/07 - 23:58
Limit: FCC_Part15.209_RE(3m)	Margin: 0
Probe: Horn_3117_00167055(1-18GHz)	Polarity: Horizontal
EUT: AP	Power: AC 120V/60HZ
Note: Mode3:Transmit 2412MHz by 80.11n20 Ant 1	

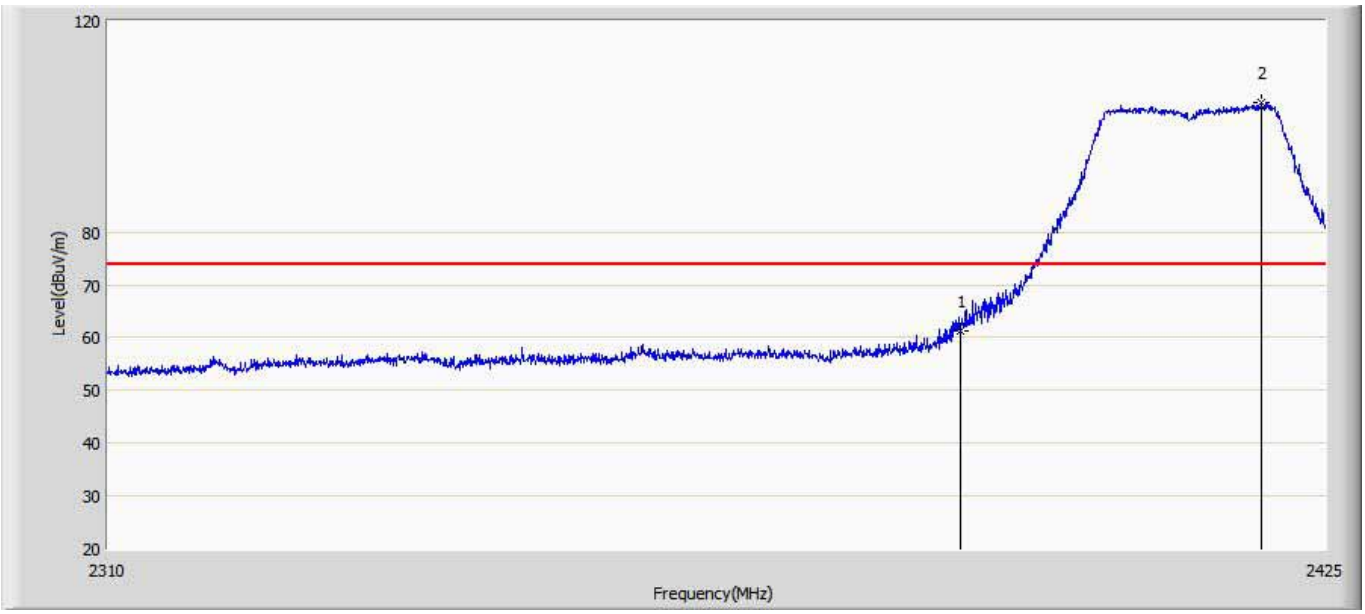

No	Mark	Frequency (MHz)	Measure Level (dBuV/m)	Reading Level (dBuV)	Over Limit (dB)	Limit (dBuV/m)	Factor (dB)	Type
1		2390.000	61.221	25.539	-12.779	74.000	35.682	PK
2	*	2418.847	104.417	68.647	30.417	74.000	35.770	PK

Engineer: Vic	
Site: AC5	Time: 2017/06/08 - 00:01
Limit: FCC_Part15.209_RE(3m)	Margin: 0
Probe: Horn_3117_00167055(1-18GHz)	Polarity: Vertical
EUT: AP	Power: AC 120V/60HZ
Note: Mode3:Transmit 2412MHz by 80.11n20 Ant 1	

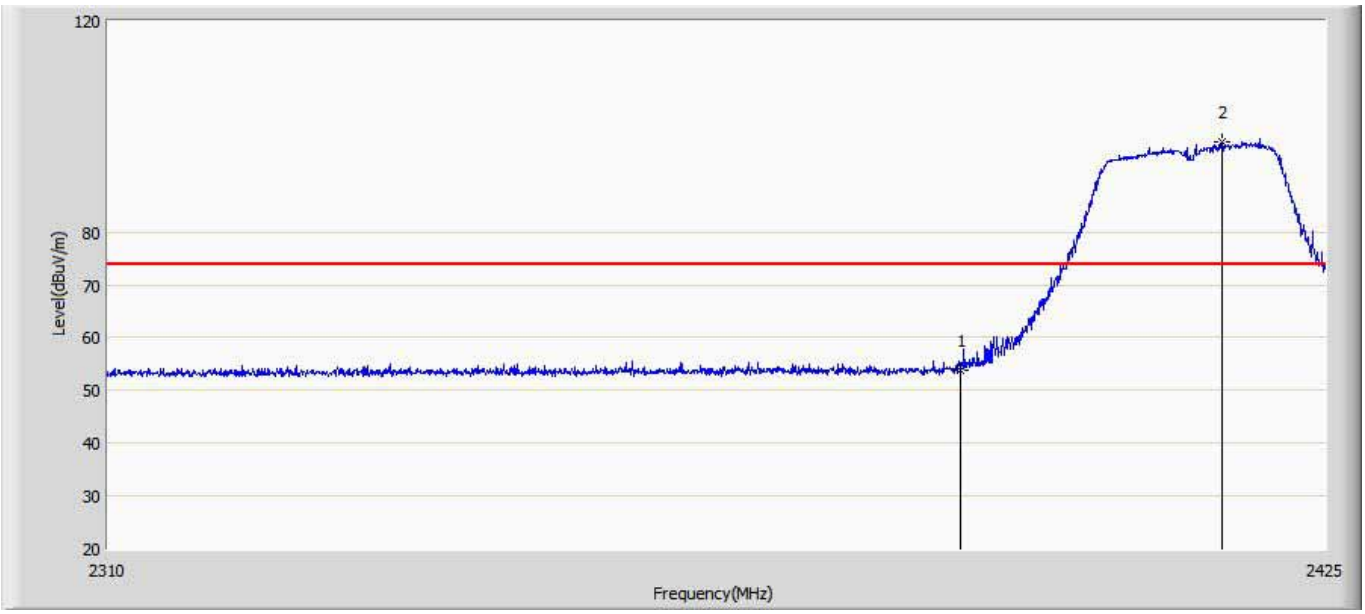

No	Mark	Frequency (MHz)	Measure Level (dBuV/m)	Reading Level (dBuV)	Over Limit (dB)	Limit (dBuV/m)	Factor (dB)	Type
1		2390.000	53.854	18.172	-20.146	74.000	35.682	PK
2	*	2415.052	97.199	61.445	23.199	74.000	35.754	PK

Engineer: Vic	
Site: AC5	Time: 2017/06/08 - 00:04
Limit: FCC_Part15.209_RE(3m)	Margin: 0
Probe: Horn_3117_00167055(1-18GHz)	Polarity: Horizontal
EUT: AP	Power: AC 120V/60HZ
Note: Mode3:Transmit 2412MHz by 80.11n20 Ant 1	

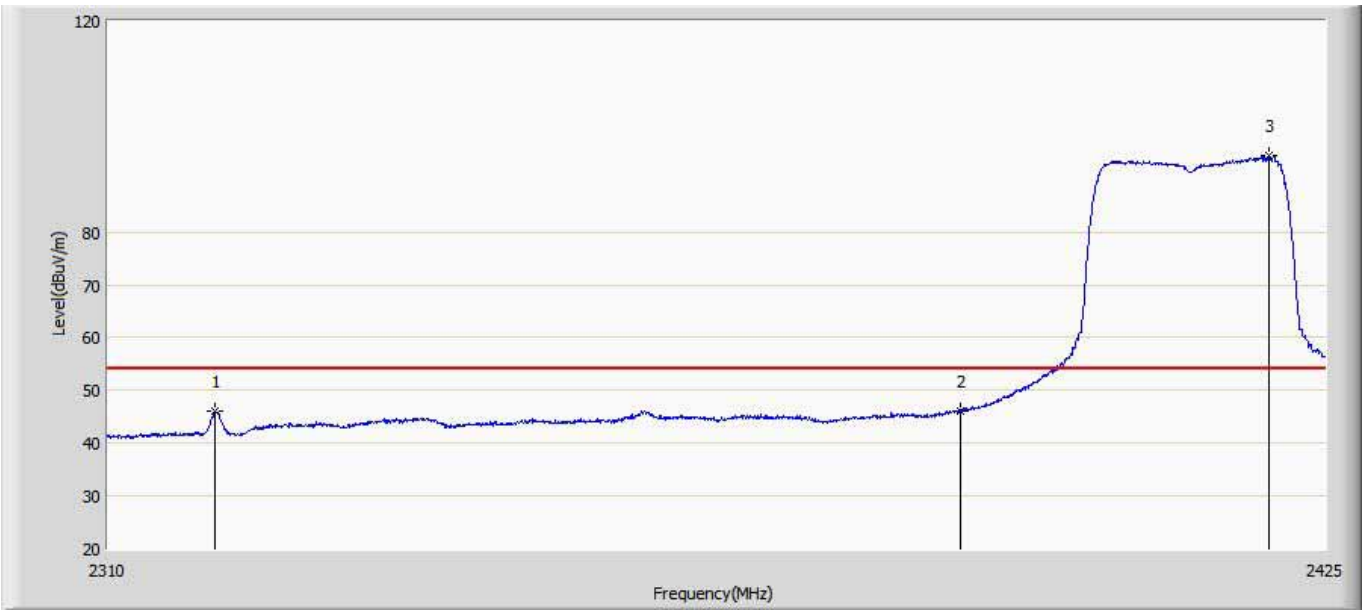

No	Mark	Frequency (MHz)	Measure Level (dBuV/m)	Reading Level (dBuV)	Over Limit (dB)	Limit (dBuV/m)	Factor (dB)	Type
1		2319.948	46.109	10.578	-7.891	54.000	35.531	AV
2		2390.000	46.183	10.501	-7.817	54.000	35.682	AV
3	*	2419.653	94.474	58.700	40.474	54.000	35.774	AV

Engineer: Vic	
Site: AC5	Time: 2017/06/08 - 00:06
Limit: FCC_Part15.209_RE(3m)	Margin: 0
Probe: Horn_3117_00167055(1-18GHz)	Polarity: Vertical
EUT: AP	Power: AC 120V/60HZ
Note: Mode3:Transmit 2412MHz by 80.11n20 Ant 1	

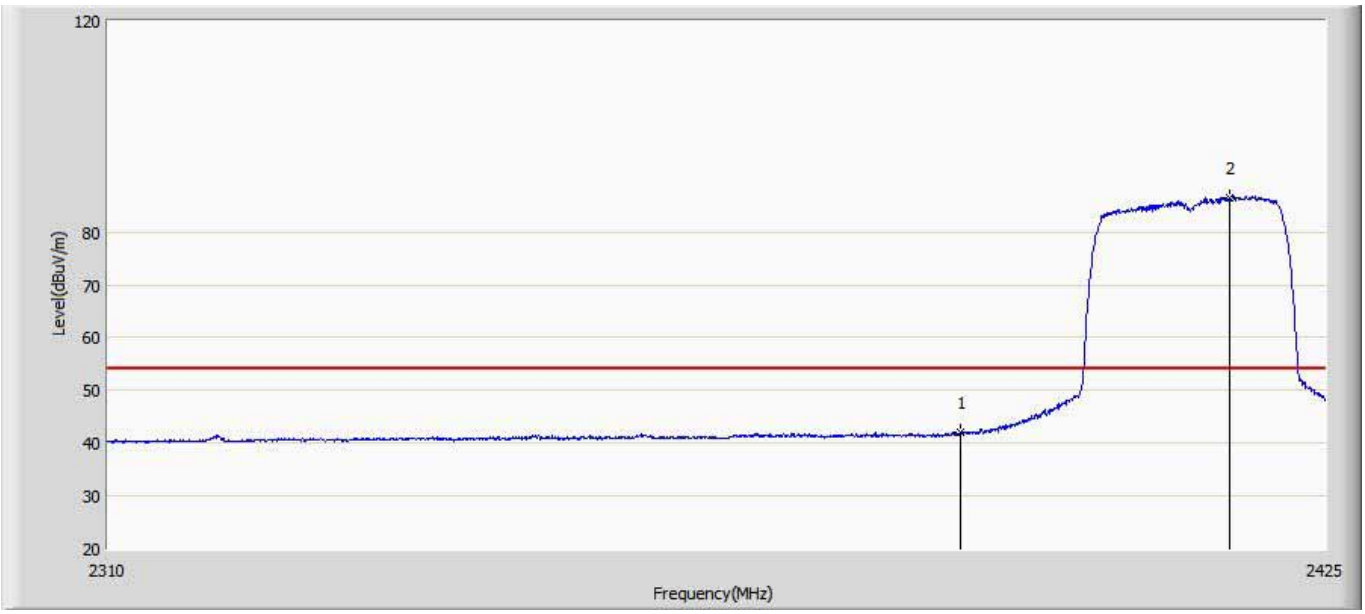

No	Mark	Frequency (MHz)	Measure Level (dBuV/m)	Reading Level (dBuV)	Over Limit (dB)	Limit (dBuV/m)	Factor (dB)	Type
1		2390.000	41.977	6.295	-12.023	54.000	35.682	AV
2	*	2415.857	86.618	50.860	32.618	54.000	35.758	AV

Engineer: Vic	
Site: AC5	Time: 2017/06/08 - 00:07
Limit: FCC_Part15.209_RE(3m)	Margin: 0
Probe: Horn_3117_00167055(1-18GHz)	Polarity: Horizontal
EUT: AP	Power: AC 120V/60HZ
Note: Mode3:Transmit 2412MHz by 80.11n20 Ant 0+1	

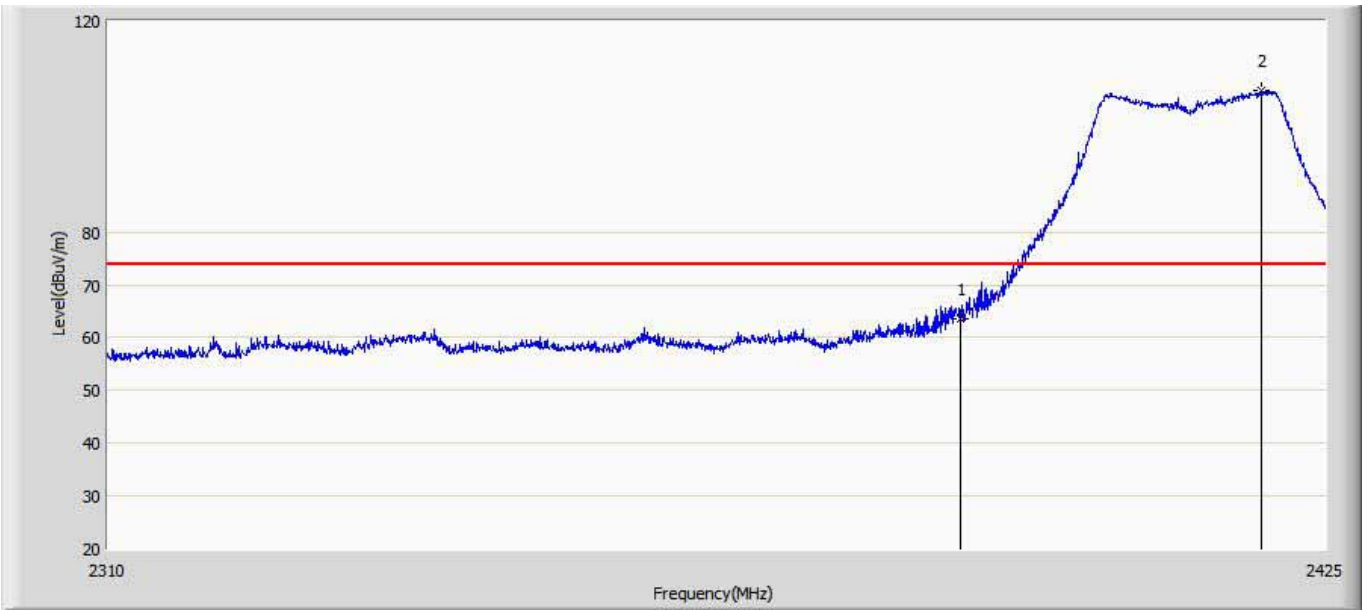

No	Mark	Frequency (MHz)	Measure Level (dBuV/m)	Reading Level (dBuV)	Over Limit (dB)	Limit (dBuV/m)	Factor (dB)	Type
1		2390.000	63.549	27.867	-10.451	74.000	35.682	PK
2	*	2418.905	106.807	71.037	32.807	74.000	35.771	PK

Engineer: Vic	
Site: AC5	Time: 2017/06/08 - 00:09
Limit: FCC_Part15.209_RE(3m)	Margin: 0
Probe: Horn_3117_00167055(1-18GHz)	Polarity: Vertical
EUT: AP	Power: AC 120V/60HZ
Note: Mode3:Transmit 2412MHz by 80.11n20 Ant 0+1	

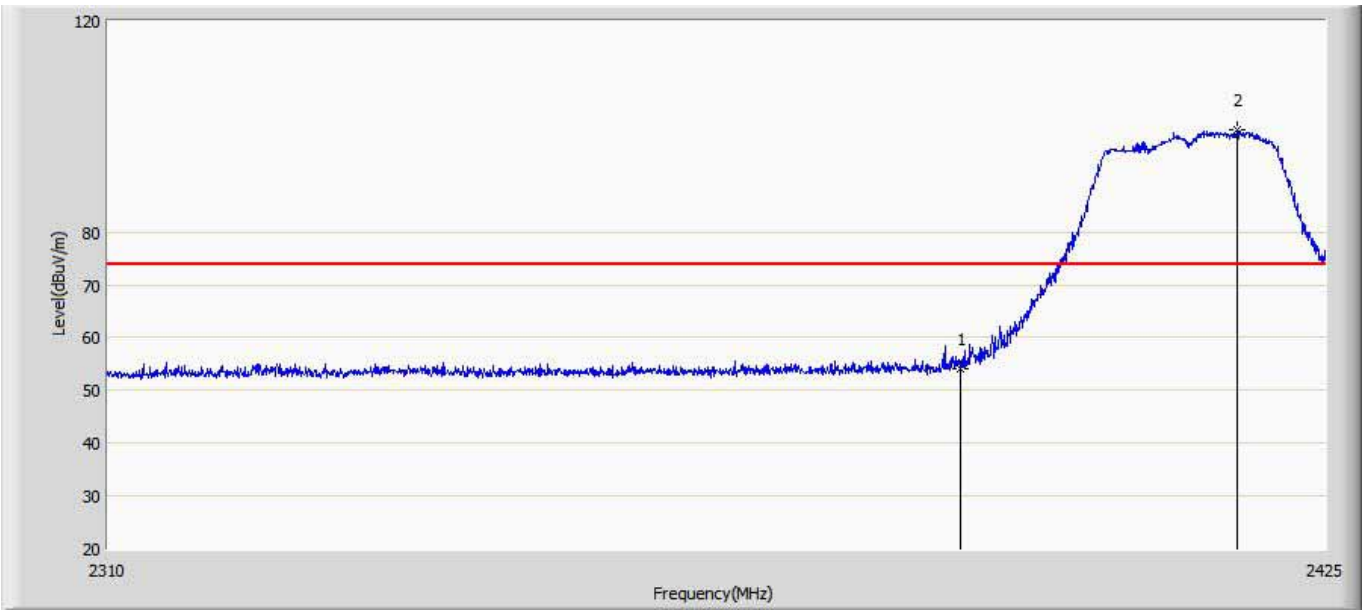

No	Mark	Frequency (MHz)	Measure Level (dBuV/m)	Reading Level (dBuV)	Over Limit (dB)	Limit (dBuV/m)	Factor (dB)	Type
1		2390.000	54.063	18.381	-19.937	74.000	35.682	PK
2	*	2416.490	99.348	63.588	25.348	74.000	35.760	PK

Engineer: Vic	
Site: AC5	Time: 2017/06/08 - 00:11
Limit: FCC_Part15.209_RE(3m)	Margin: 0
Probe: Horn_3117_00167055(1-18GHz)	Polarity: Horizontal
EUT: AP	Power: AC 120V/60HZ
Note: Mode3:Transmit 2412MHz by 80.11n20 Ant 0+1	

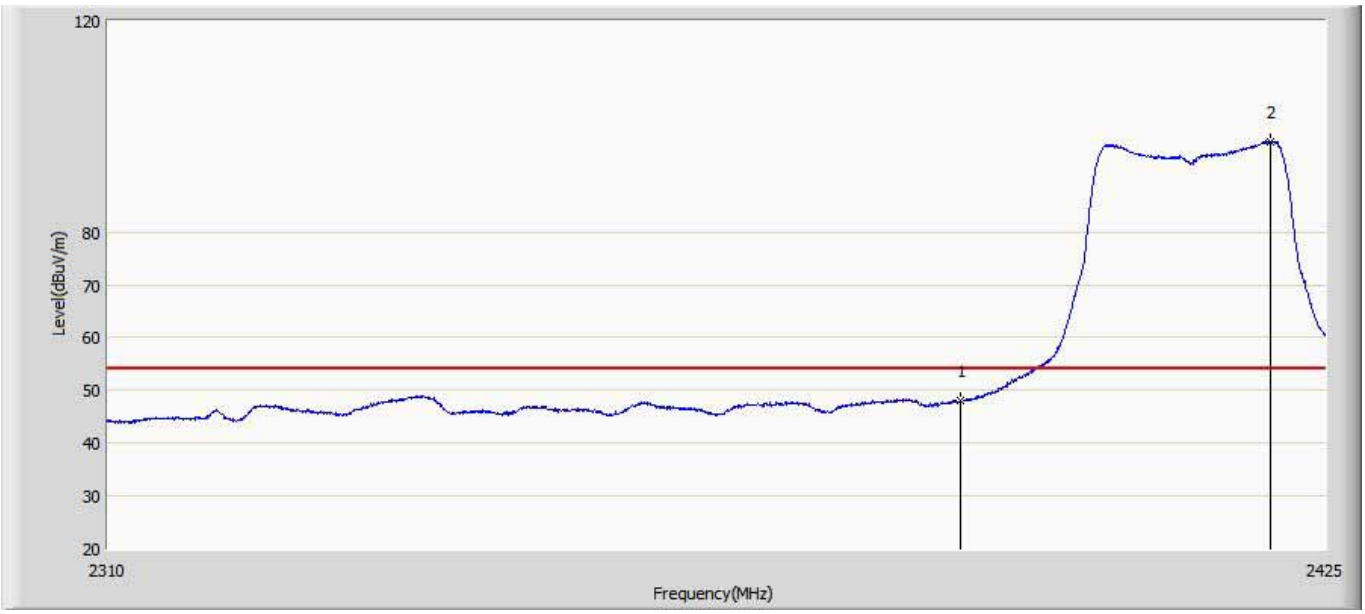

No	Mark	Frequency (MHz)	Measure Level (dBuV/m)	Reading Level (dBuV)	Over Limit (dB)	Limit (dBuV/m)	Factor (dB)	Type
1		2390.000	47.940	12.258	-6.060	54.000	35.682	AV
2	*	2419.768	97.186	61.412	43.186	54.000	35.774	AV

Engineer: Vic	
Site: AC5	Time: 2017/06/08 - 00:14
Limit: FCC_Part15.209_RE(3m)	Margin: 0
Probe: Horn_3117_00167055(1-18GHz)	Polarity: Vertical
EUT: AP	Power: AC 120V/60HZ
Note: Mode3:Transmit 2412MHz by 80.11n20 Ant 0+1	

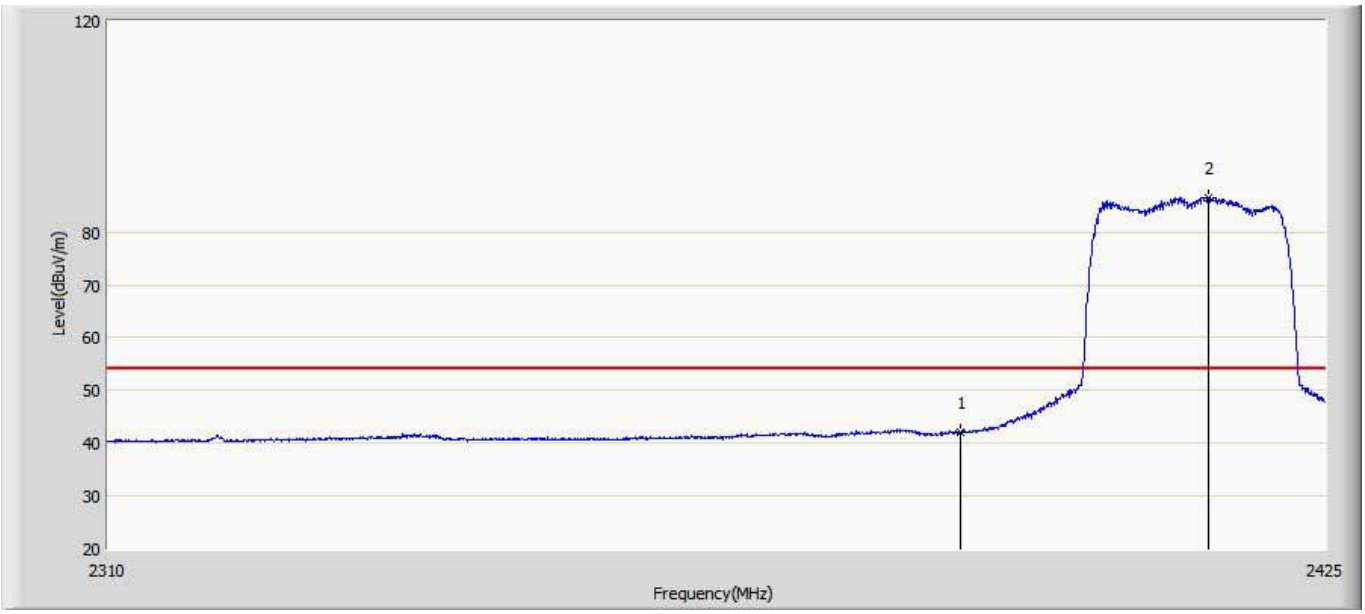

No	Mark	Frequency (MHz)	Measure Level (dBuV/m)	Reading Level (dBuV)	Over Limit (dB)	Limit (dBuV/m)	Factor (dB)	Type
1		2390.000	42.023	6.341	-11.977	54.000	35.682	AV
2	*	2413.788	86.508	50.759	32.508	54.000	35.748	AV

Engineer: Vic	
Site: AC5	Time: 2017/06/08 - 00:16
Limit: FCC_Part15.209_RE(3m)	Margin: 0
Probe: Horn_3117_00167055(1-18GHz)	Polarity: Horizontal
EUT: AP	Power: AC 120V/60HZ
Note: Mode3:Transmit 2462MHz by 80.11n20 Ant 0	

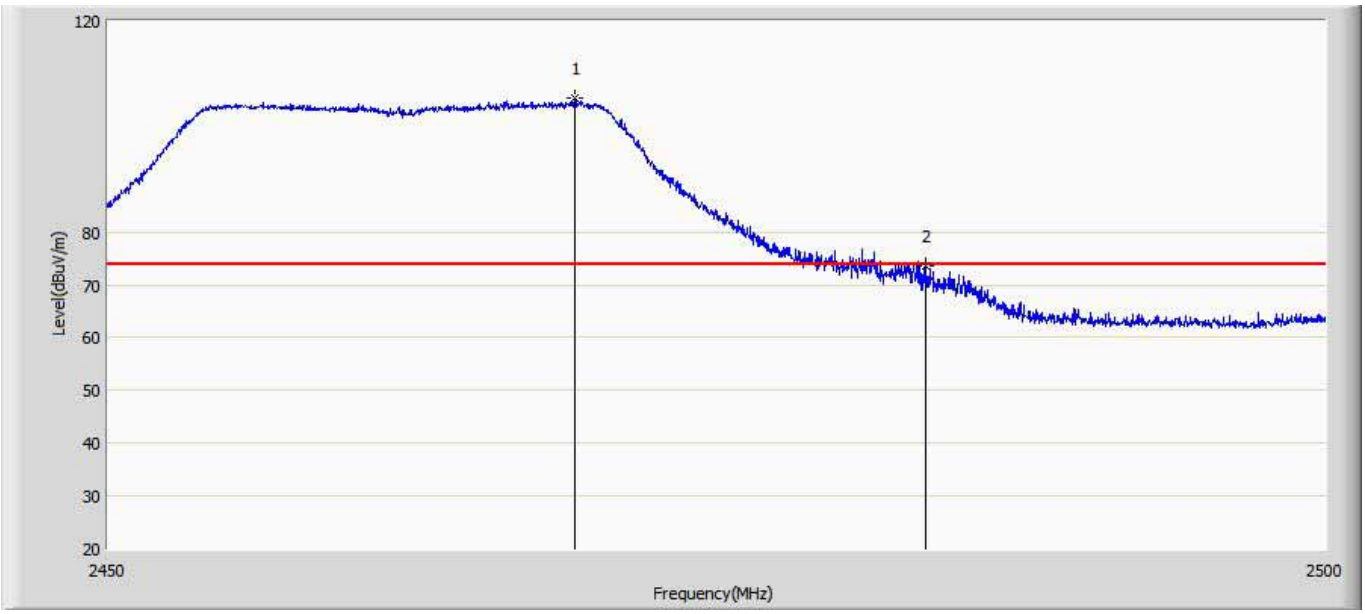

No	Mark	Frequency (MHz)	Measure Level (dBuV/m)	Reading Level (dBuV)	Over Limit (dB)	Limit (dBuV/m)	Factor (dB)	Type
1	*	2469.100	105.282	69.412	31.282	74.000	35.871	PK
2		2483.500	73.631	37.739	-0.369	74.000	35.891	PK

Engineer: Vic	
Site: AC5	Time: 2017/06/08 - 00:36
Limit: FCC_Part15.209_RE(3m)	Margin: 0
Probe: Horn_3117_00167055(1-18GHz)	Polarity: Vertical
EUT: AP	Power: AC 120V/60HZ
Note: Mode3:Transmit 2462MHz by 80.11n20 Ant 0	

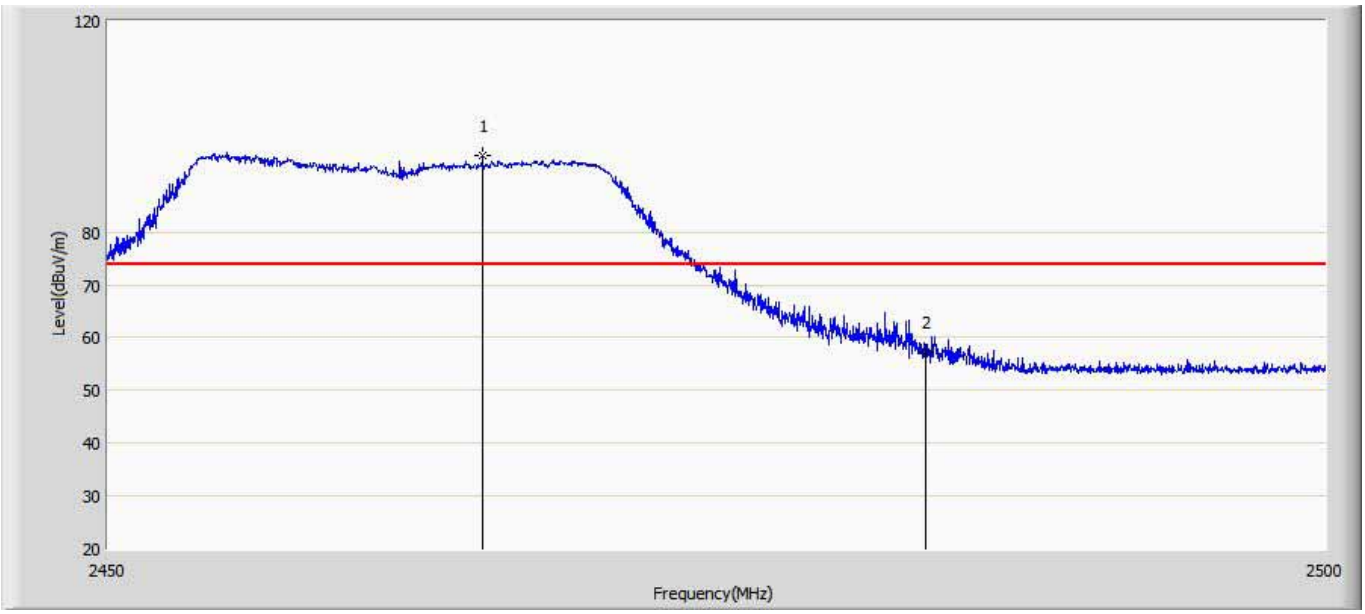

No	Mark	Frequency (MHz)	Measure Level (dBuV/m)	Reading Level (dBuV)	Over Limit (dB)	Limit (dBuV/m)	Factor (dB)	Type
1	*	2465.300	94.395	58.520	20.395	74.000	35.874	PK
2		2483.500	57.334	21.442	-16.666	74.000	35.891	PK

Engineer: Vic	
Site: AC5	Time: 2017/06/08 - 00:38
Limit: FCC_Part15.209_RE(3m)	Margin: 0
Probe: Horn_3117_00167055(1-18GHz)	Polarity: Horizontal
EUT: AP	Power: AC 120V/60HZ
Note: Mode3:Transmit 2462MHz by 80.11n20 Ant 0	

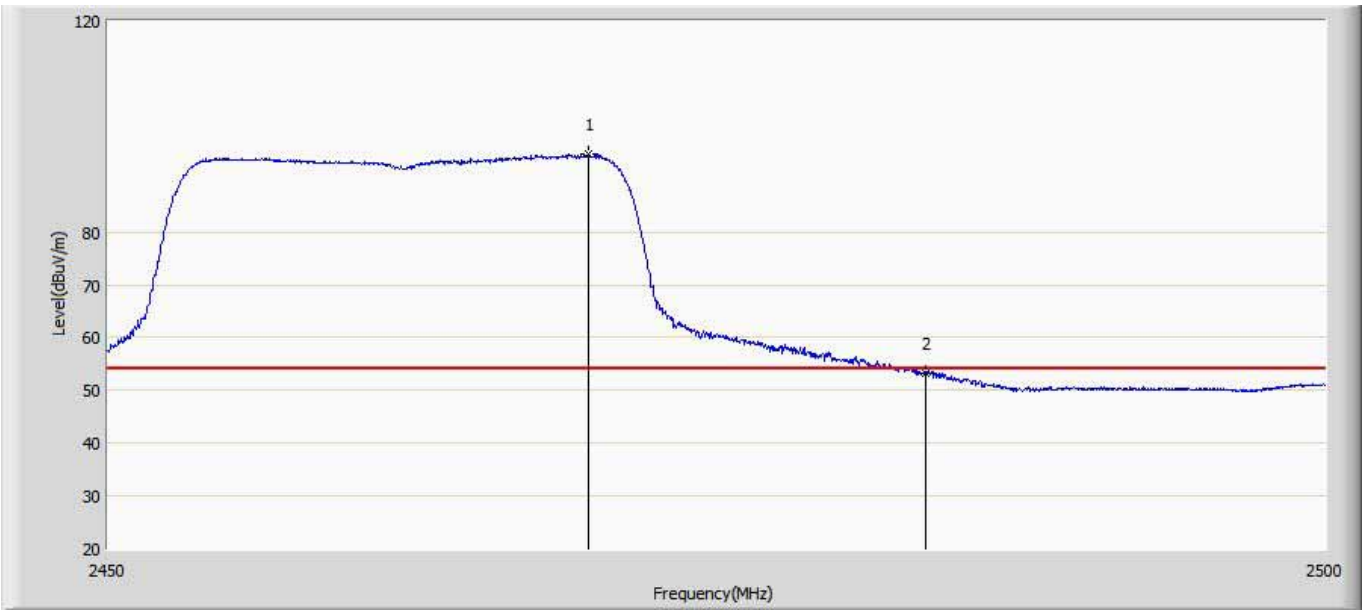

No	Mark	Frequency (MHz)	Measure Level (dBuV/m)	Reading Level (dBuV)	Over Limit (dB)	Limit (dBuV/m)	Factor (dB)	Type
1	*	2469.650	94.736	58.866	40.736	54.000	35.869	AV
2		2483.500	53.241	17.349	-0.759	54.000	35.891	AV

Engineer: Vic	
Site: AC5	Time: 2017/06/08 - 00:45
Limit: FCC_Part15.209_RE(3m)	Margin: 0
Probe: Horn_3117_00167055(1-18GHz)	Polarity: Vertical
EUT: AP	Power: AC 120V/60HZ
Note: Mode3:Transmit 2462MHz by 80.11n20 Ant 0	

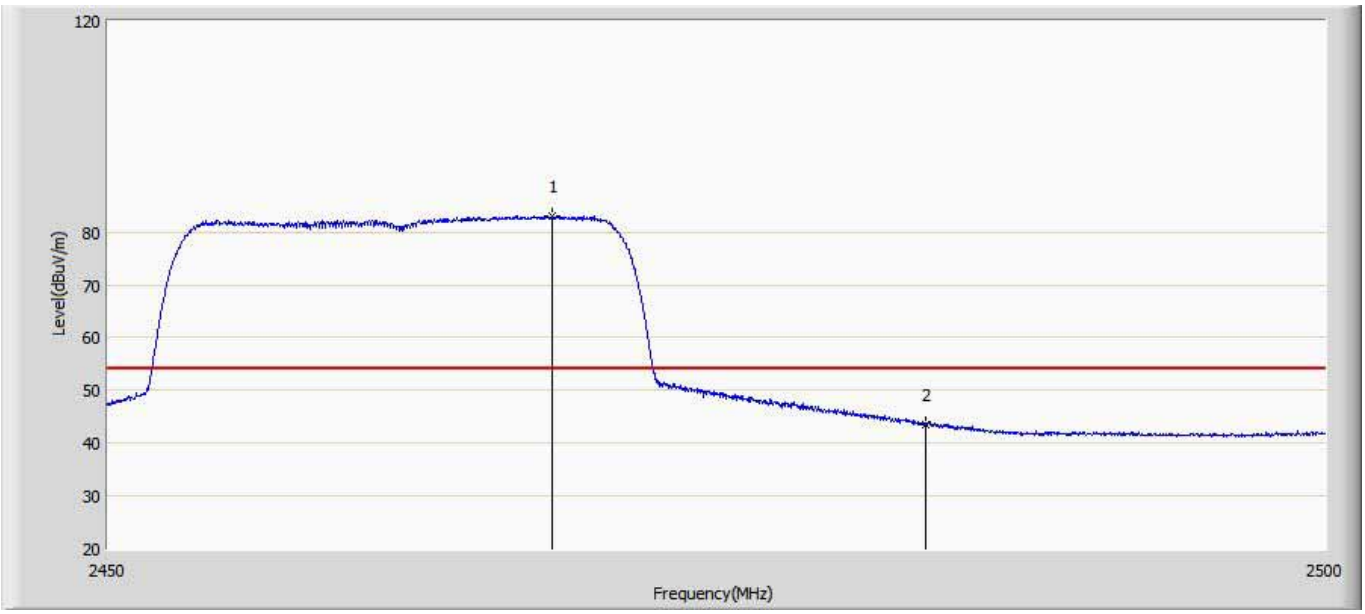

No	Mark	Frequency (MHz)	Measure Level (dBuV/m)	Reading Level (dBuV)	Over Limit (dB)	Limit (dBuV/m)	Factor (dB)	Type
1	*	2468.125	83.028	47.157	29.028	54.000	35.872	AV
2		2483.500	43.436	7.544	-10.564	54.000	35.891	AV

Engineer: Vic	
Site: AC5	Time: 2017/06/08 - 00:46
Limit: FCC_Part15.209_RE(3m)	Margin: 0
Probe: Horn_3117_00167055(1-18GHz)	Polarity: Horizontal
EUT: AP	Power: AC 120V/60HZ
Note: Mode3:Transmit 2462MHz by 80.11n20 Ant 1	

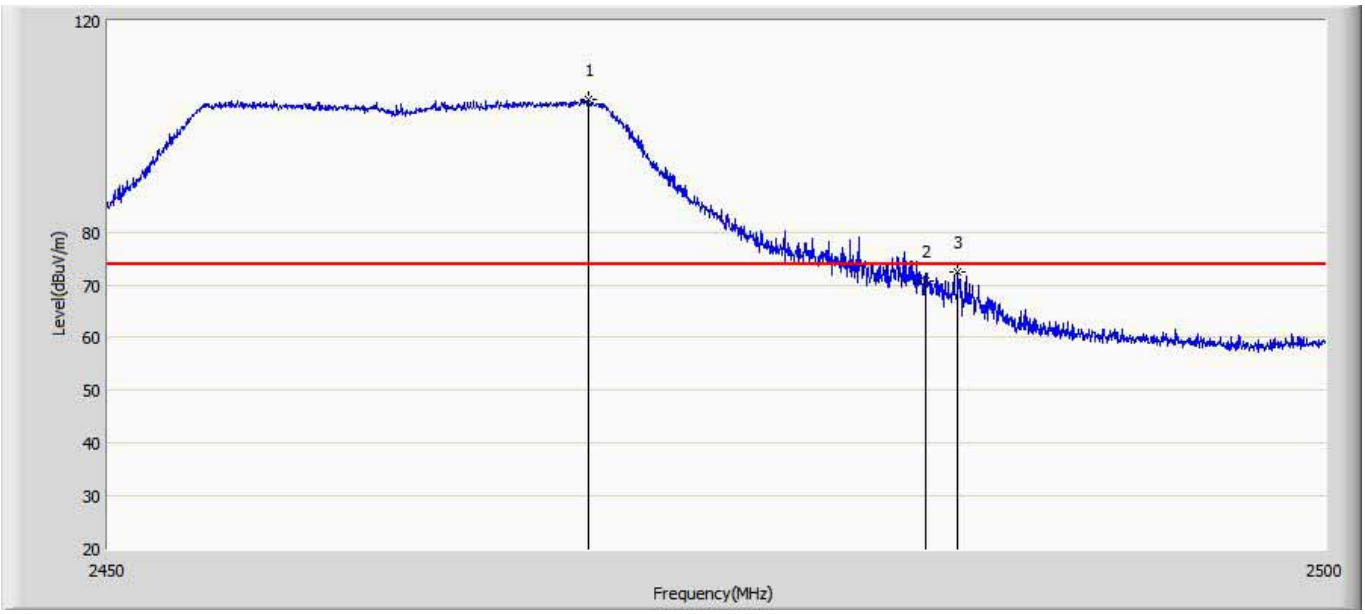

No	Mark	Frequency (MHz)	Measure Level (dBuV/m)	Reading Level (dBuV)	Over Limit (dB)	Limit (dBuV/m)	Factor (dB)	Type
1	*	2469.600	104.958	69.088	30.958	74.000	35.869	PK
2		2483.500	70.586	34.694	-3.414	74.000	35.891	PK
3		2484.825	72.372	36.471	-1.628	74.000	35.901	PK

Engineer: Vic	
Site: AC5	Time: 2017/06/08 - 00:53
Limit: FCC_Part15.209_RE(3m)	Margin: 0
Probe: Horn_3117_00167055(1-18GHz)	Polarity: Vertical
EUT: AP	Power: AC 120V/60HZ
Note: Mode3:Transmit 2462MHz by 80.11n20 Ant 1	

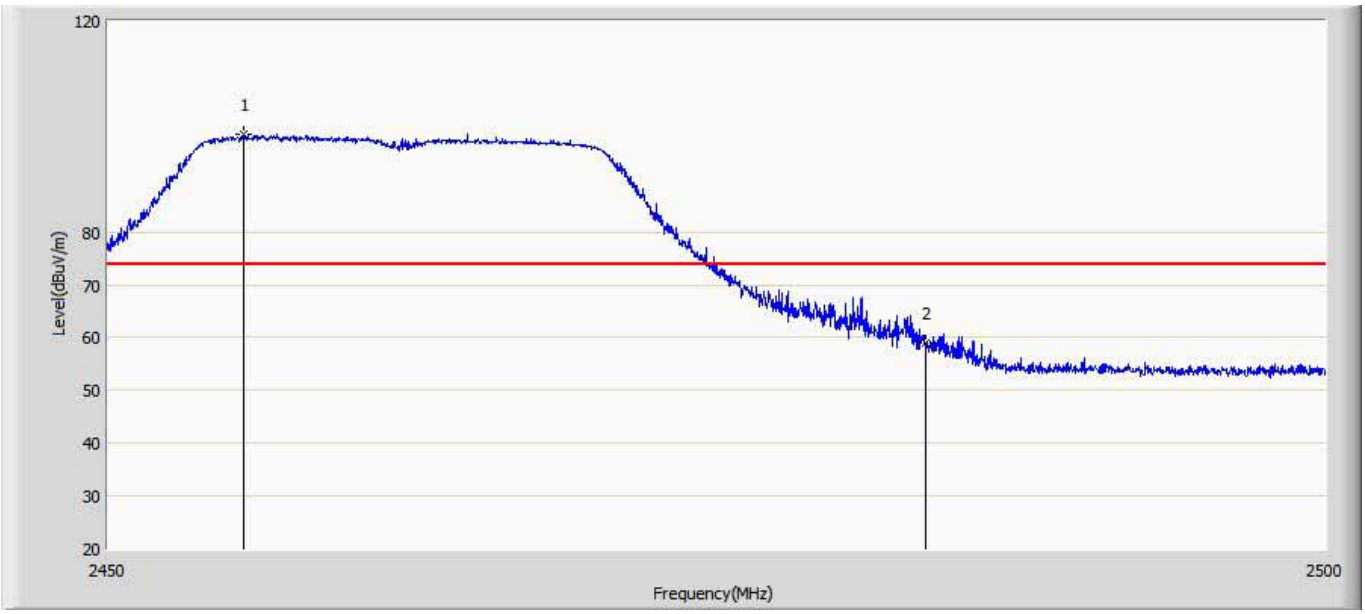

No	Mark	Frequency (MHz)	Measure Level (dBuV/m)	Reading Level (dBuV)	Over Limit (dB)	Limit (dBuV/m)	Factor (dB)	Type
1	*	2455.550	98.645	62.795	24.645	74.000	35.850	PK
2		2483.500	58.945	23.053	-15.055	74.000	35.891	PK

Engineer: Vic	
Site: AC5	Time: 2017/06/08 - 00:55
Limit: FCC_Part15.209_RE(3m)	Margin: 0
Probe: Horn_3117_00167055(1-18GHz)	Polarity: Horizontal
EUT: AP	Power: AC 120V/60HZ
Note: Mode3:Transmit 2462MHz by 80.11n20 Ant 1	

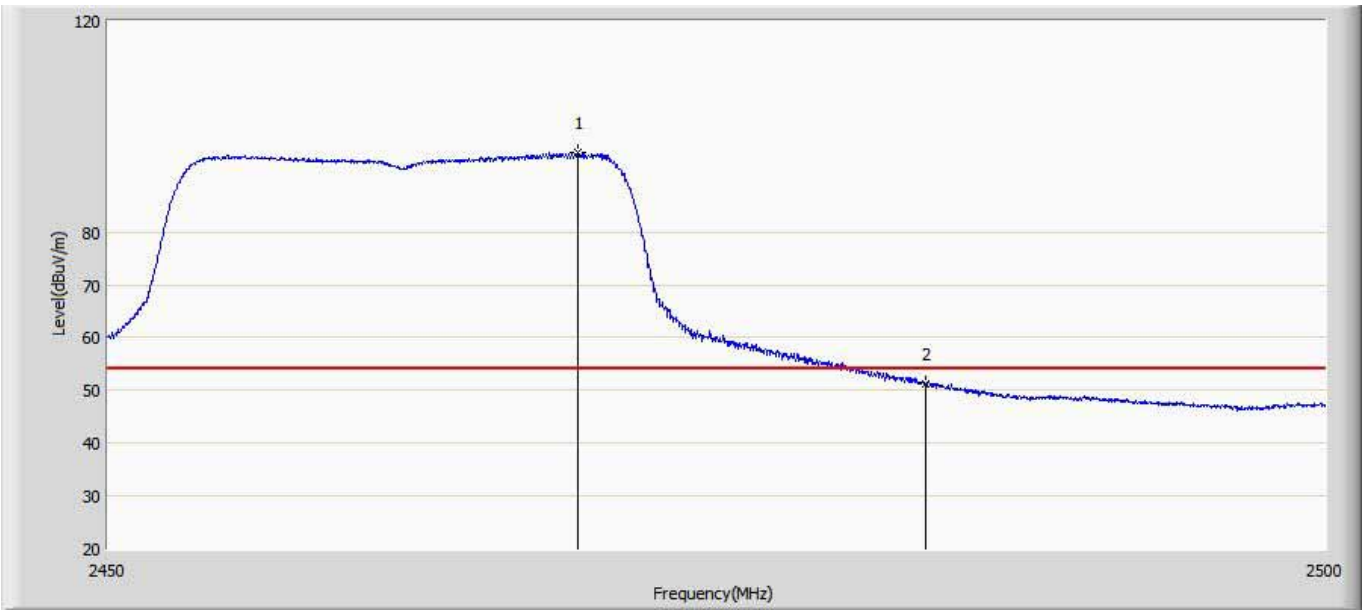

No	Mark	Frequency (MHz)	Measure Level (dBuV/m)	Reading Level (dBuV)	Over Limit (dB)	Limit (dBuV/m)	Factor (dB)	Type
1	*	2469.200	95.014	59.144	41.014	54.000	35.870	AV
2		2483.500	51.313	15.421	-2.687	54.000	35.891	AV

Engineer: Vic	
Site: AC5	Time: 2017/06/08 - 00:57
Limit: FCC_Part15.209_RE(3m)	Margin: 0
Probe: Horn_3117_00167055(1-18GHz)	Polarity: Vertical
EUT: AP	Power: AC 120V/60HZ
Note: Mode3:Transmit 2462MHz by 80.11n20 Ant 1	

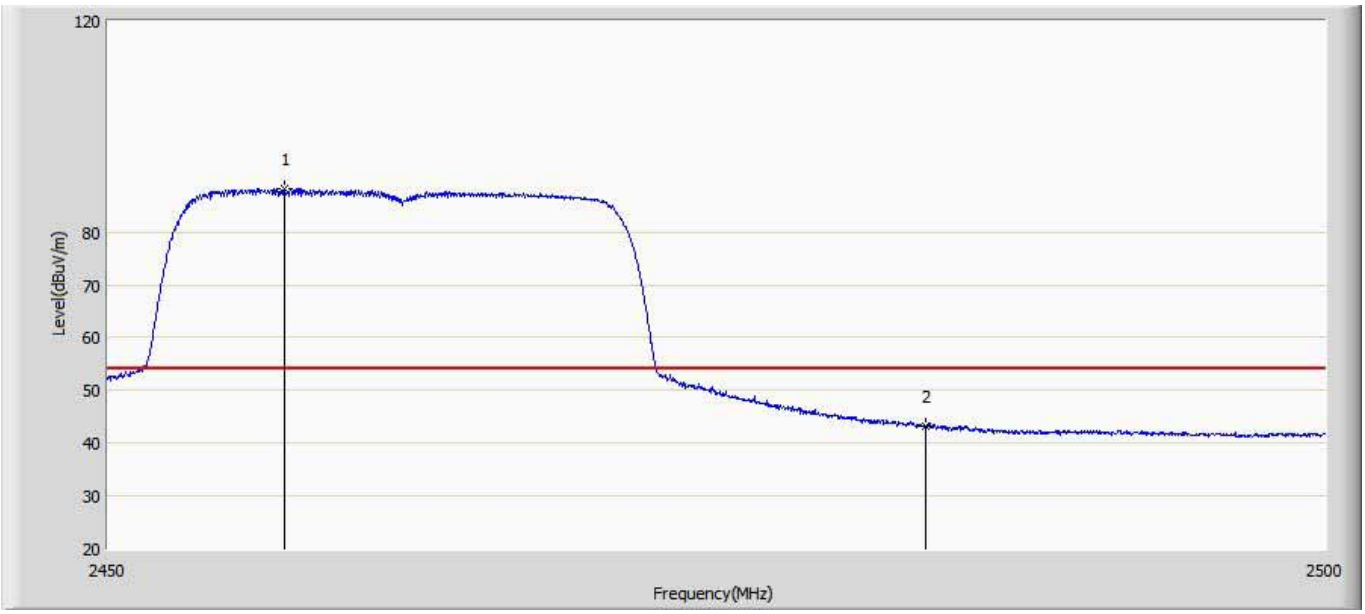

No	Mark	Frequency (MHz)	Measure Level (dBuV/m)	Reading Level (dBuV)	Over Limit (dB)	Limit (dBuV/m)	Factor (dB)	Type
1	*	2457.175	88.247	52.390	34.247	54.000	35.857	AV
2		2483.500	43.350	7.458	-10.650	54.000	35.891	AV

Engineer: Vic	
Site: AC5	Time: 2017/06/08 - 00:58
Limit: FCC_Part15.209_RE(3m)	Margin: 0
Probe: Horn_3117_00167055(1-18GHz)	Polarity: Horizontal
EUT: AP	Power: AC 120V/60HZ
Note: Mode3:Transmit 2462MHz by 80.11n20 Ant 0+1	

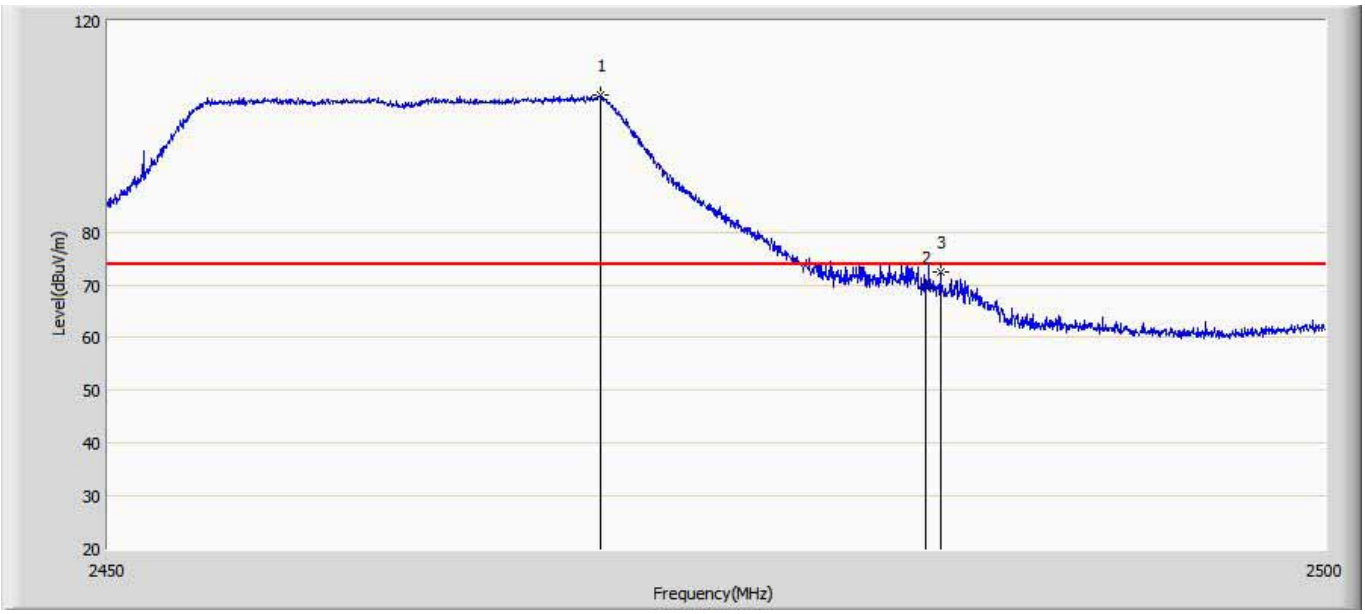

No	Mark	Frequency (MHz)	Measure Level (dBuV/m)	Reading Level (dBuV)	Over Limit (dB)	Limit (dBuV/m)	Factor (dB)	Type
1	*	2470.100	105.896	70.027	31.896	74.000	35.869	PK
2		2483.500	69.712	33.820	-4.288	74.000	35.891	PK
3		2484.100	72.362	36.466	-1.638	74.000	35.896	PK

Engineer: Vic	
Site: AC5	Time: 2017/06/08 - 01:04
Limit: FCC_Part15.209_RE(3m)	Margin: 0
Probe: Horn_3117_00167055(1-18GHz)	Polarity: Vertical
EUT: AP	Power: AC 120V/60HZ
Note: Mode3:Transmit 2462MHz by 80.11n20 Ant 0+1	

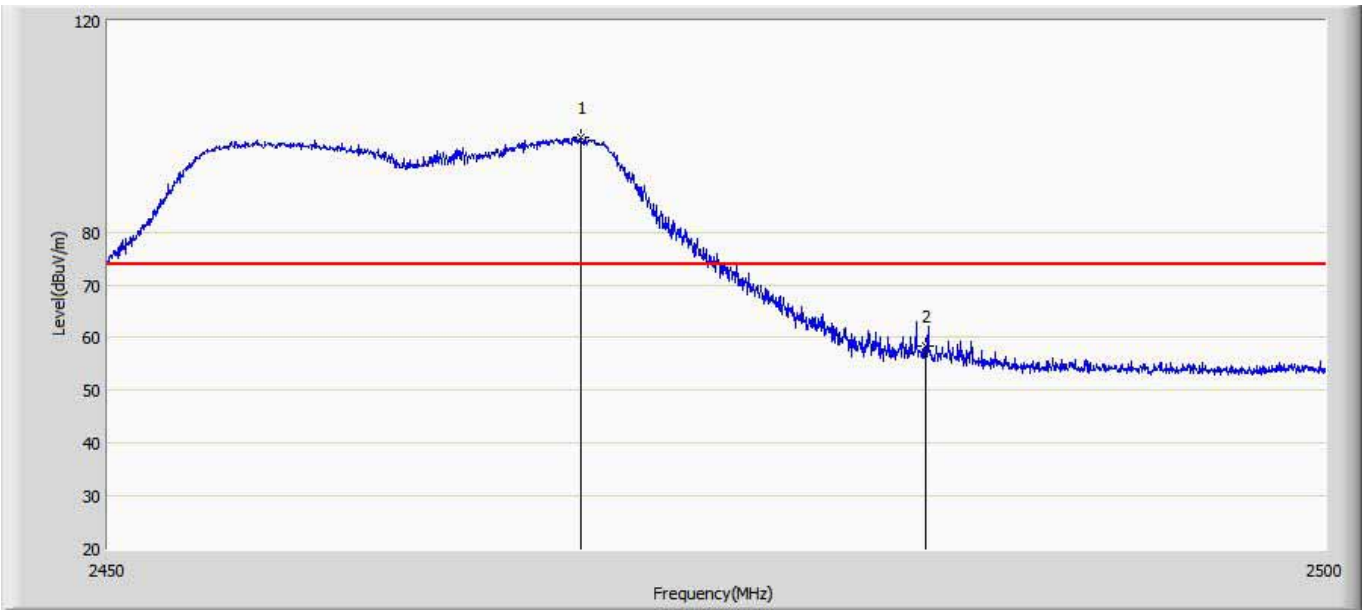

No	Mark	Frequency (MHz)	Measure Level (dBuV/m)	Reading Level (dBuV)	Over Limit (dB)	Limit (dBuV/m)	Factor (dB)	Type
1	*	2469.325	97.814	61.944	23.814	74.000	35.870	PK
2		2483.500	58.469	22.577	-15.531	74.000	35.891	PK

Engineer: Vic	
Site: AC5	Time: 2017/06/08 - 01:06
Limit: FCC_Part15.209_RE(3m)	Margin: 0
Probe: Horn_3117_00167055(1-18GHz)	Polarity: Horizontal
EUT: AP	Power: AC 120V/60HZ
Note: Mode3:Transmit 2462MHz by 80.11n20 Ant 0+1	

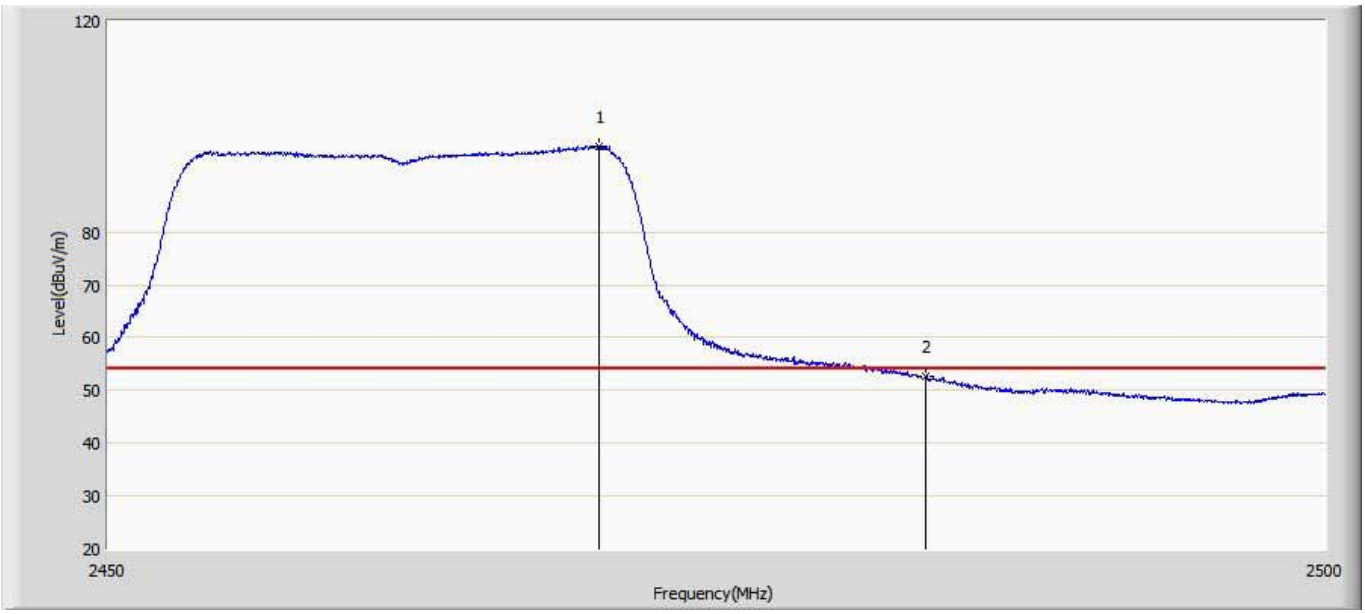

No	Mark	Frequency (MHz)	Measure Level (dBuV/m)	Reading Level (dBuV)	Over Limit (dB)	Limit (dBuV/m)	Factor (dB)	Type
1	*	2470.050	96.309	60.440	42.309	54.000	35.869	AV
2		2483.500	52.539	16.647	-1.461	54.000	35.891	AV

Engineer: Vic	
Site: AC5	Time: 2017/06/08 - 01:07
Limit: FCC_Part15.209_RE(3m)	Margin: 0
Probe: Horn_3117_00167055(1-18GHz)	Polarity: Vertical
EUT: AP	Power: AC 120V/60HZ
Note: Mode3:Transmit 2462MHz by 80.11n20 Ant 0+1	

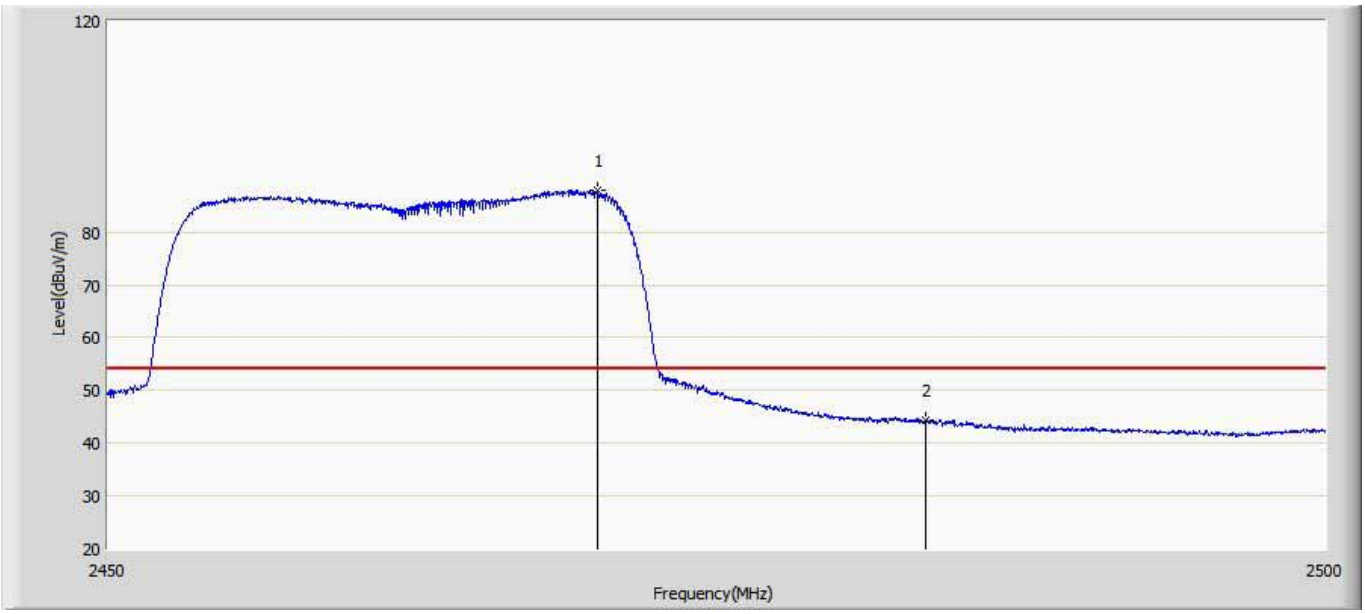

No	Mark	Frequency (MHz)	Measure Level (dBuV/m)	Reading Level (dBuV)	Over Limit (dB)	Limit (dBuV/m)	Factor (dB)	Type
1	*	2470.000	87.870	52.001	33.870	54.000	35.869	AV
2		2483.500	44.282	8.390	-9.718	54.000	35.891	AV

Engineer: Vic	
Site: AC5	Time: 2017/06/08 - 01:09
Limit: FCC_Part15.209_RE(3m)	Margin: 0
Probe: Horn_3117_00167055(1-18GHz)	Polarity: Horizontal
EUT: AP	Power: AC 120V/60HZ
Note: Mode4:Transmit 2422MHz by 80.11n40 Ant 0+1	

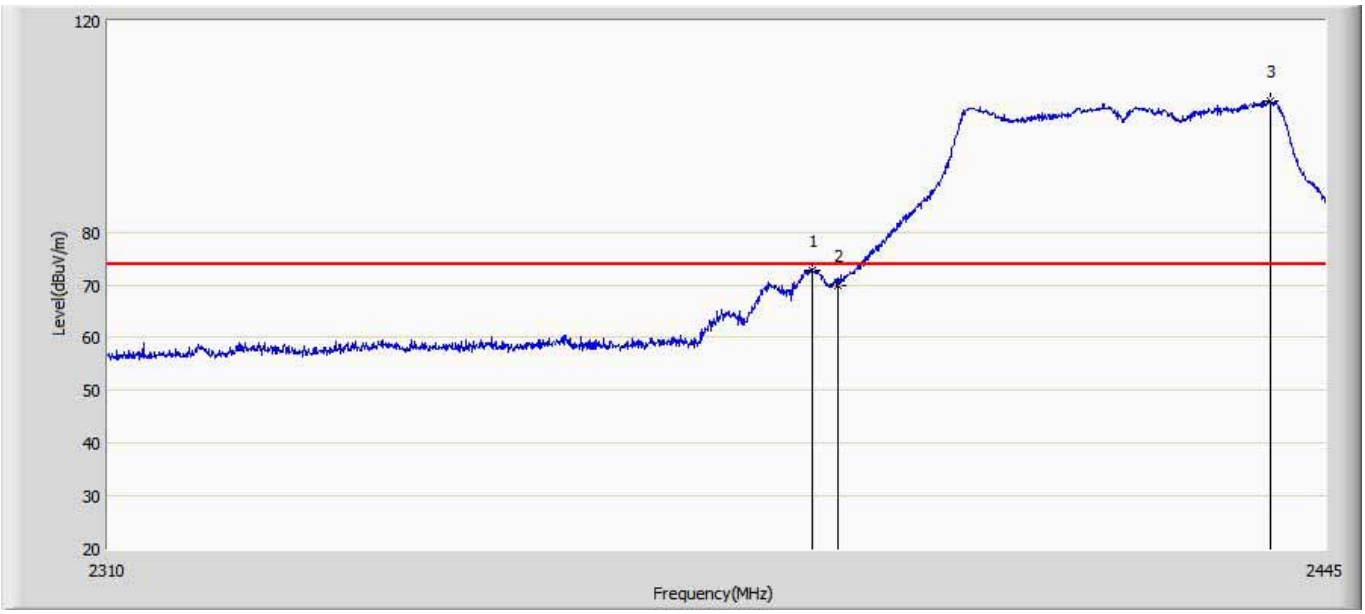

No	Mark	Frequency (MHz)	Measure Level (dBuV/m)	Reading Level (dBuV)	Over Limit (dB)	Limit (dBuV/m)	Factor (dB)	Type
1		2387.153	72.834	37.159	-1.166	74.000	35.676	PK
2		2390.000	69.838	34.156	-4.162	74.000	35.682	PK
3	*	2438.722	104.816	69.010	30.816	74.000	35.806	PK

Engineer: Vic	
Site: AC5	Time: 2017/06/08 - 01:15
Limit: FCC_Part15.209_RE(3m)	Margin: 0
Probe: Horn_3117_00167055(1-18GHz)	Polarity: Vertical
EUT: AP	Power: AC 120V/60HZ
Note: Mode4:Transmit 2422MHz by 80.11n40 Ant 0+1	

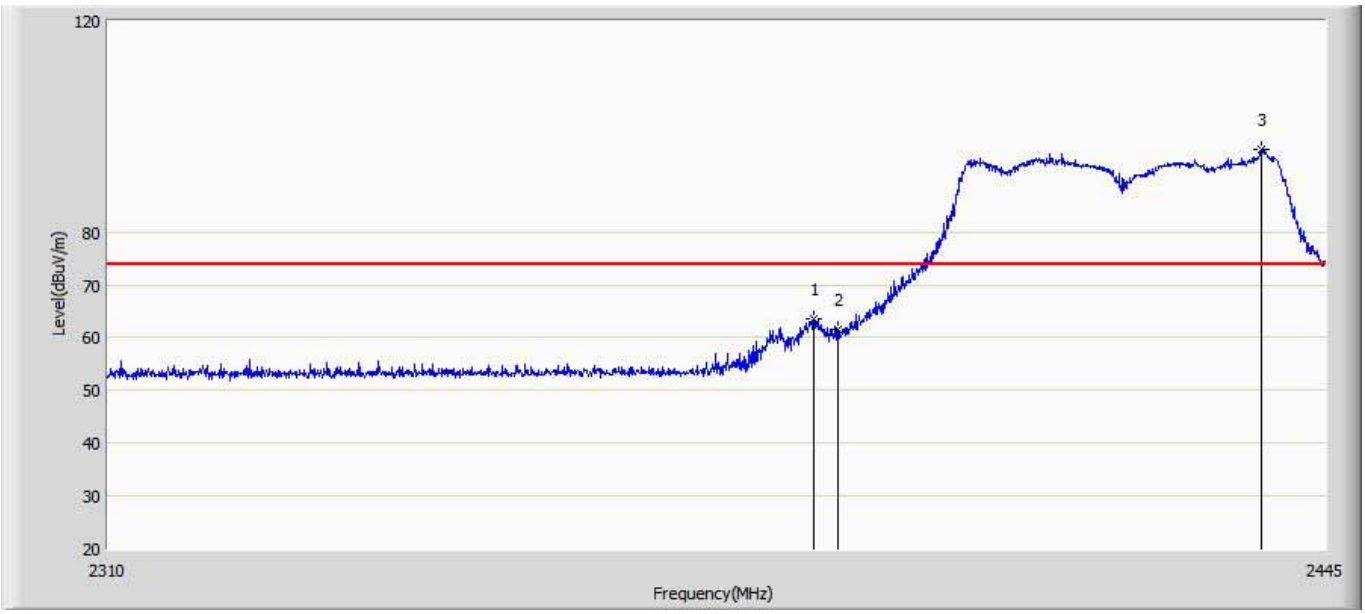

No	Mark	Frequency (MHz)	Measure Level (dBuV/m)	Reading Level (dBuV)	Over Limit (dB)	Limit (dBuV/m)	Factor (dB)	Type
1		2387.355	63.441	27.765	-10.559	74.000	35.676	PK
2		2390.000	61.487	25.805	-12.513	74.000	35.682	PK
3	*	2437.778	95.643	59.837	21.643	74.000	35.806	PK

Engineer: Vic	
Site: AC5	Time: 2017/06/08 - 01:16
Limit: FCC_Part15.209_RE(3m)	Margin: 0
Probe: Horn_3117_00167055(1-18GHz)	Polarity: Horizontal
EUT: AP	Power: AC 120V/60HZ
Note: Mode4:Transmit 2422MHz by 80.11n40 Ant 0+1	

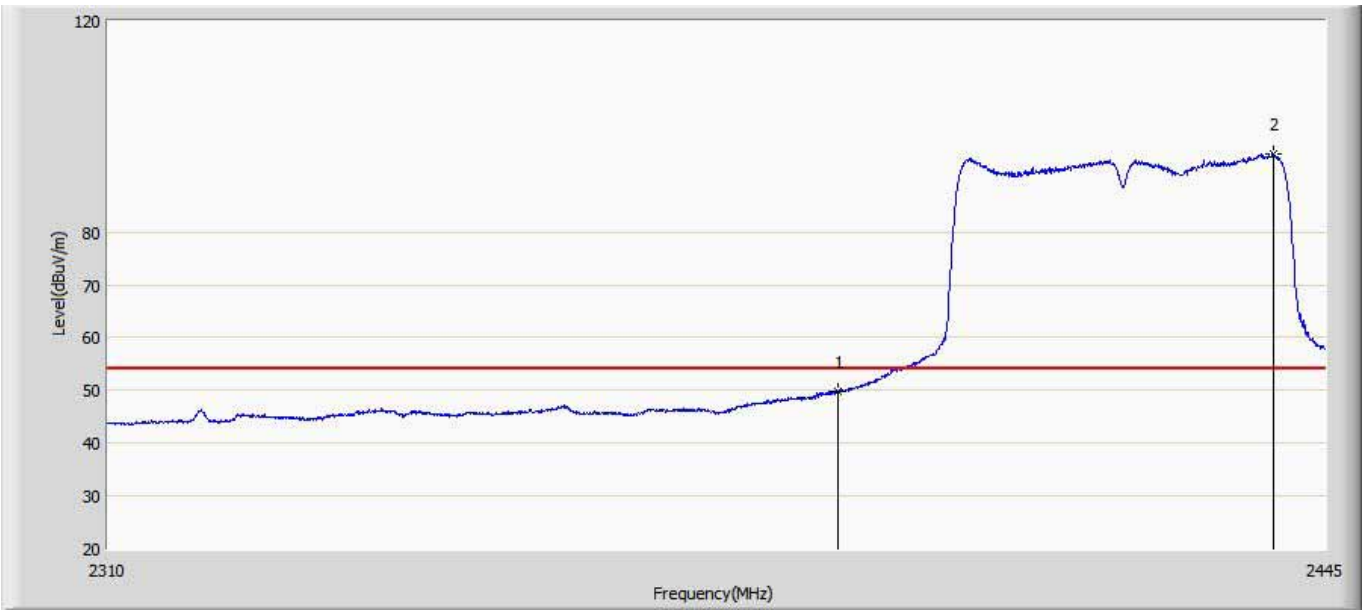

No	Mark	Frequency (MHz)	Measure Level (dBuV/m)	Reading Level (dBuV)	Over Limit (dB)	Limit (dBuV/m)	Factor (dB)	Type
1		2390.000	49.761	14.079	-4.239	54.000	35.682	AV
2	*	2439.060	94.926	59.120	40.926	54.000	35.806	AV

Engineer: Vic	
Site: AC5	Time: 2017/06/08 - 01:18
Limit: FCC_Part15.209_RE(3m)	Margin: 0
Probe: Horn_3117_00167055(1-18GHz)	Polarity: Vertical
EUT: AP	Power: AC 120V/60HZ
Note: Mode4:Transmit 2422MHz by 80.11n40 Ant 0+1	

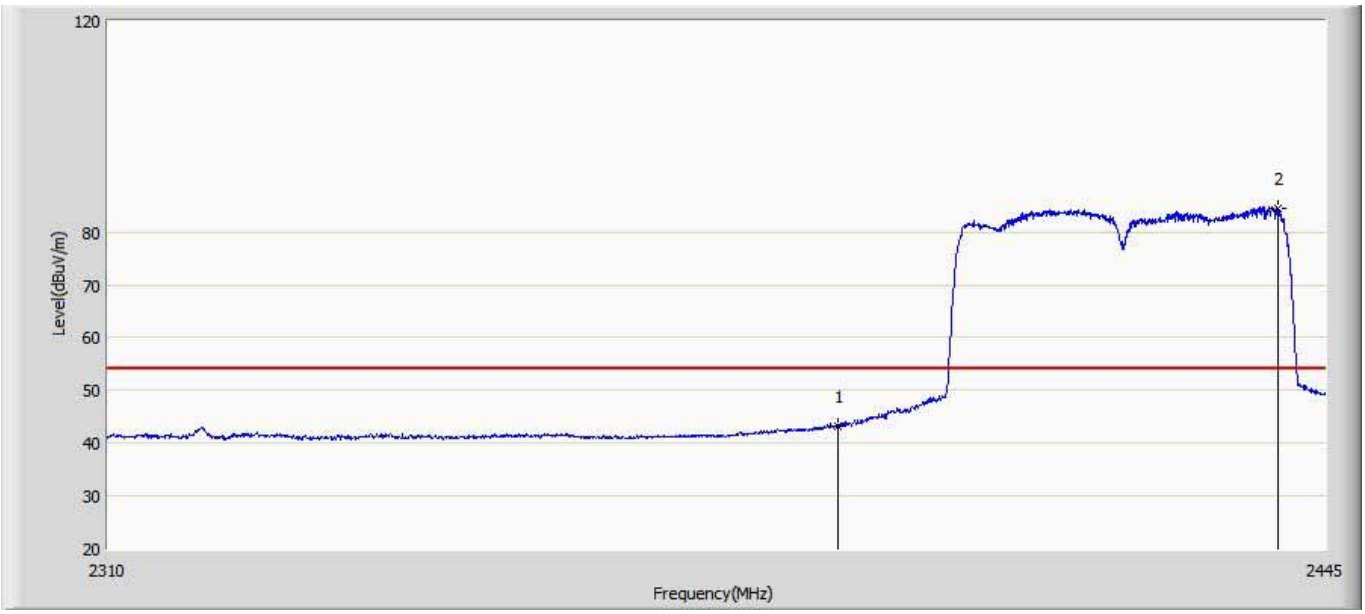

No	Mark	Frequency (MHz)	Measure Level (dBuV/m)	Reading Level (dBuV)	Over Limit (dB)	Limit (dBuV/m)	Factor (dB)	Type
1		2390.000	43.264	7.582	-10.736	54.000	35.682	AV
2	*	2439.735	84.537	48.732	30.537	54.000	35.806	AV

Engineer: Vic	
Site: AC5	Time: 2017/06/08 - 01:20
Limit: FCC_Part15.209_RE(3m)	Margin: 0
Probe: Horn_3117_00167055(1-18GHz)	Polarity: Horizontal
EUT: AP	Power: AC 120V/60HZ
Note: Mode4:Transmit 2422MHz by 80.11n40 Ant 0	

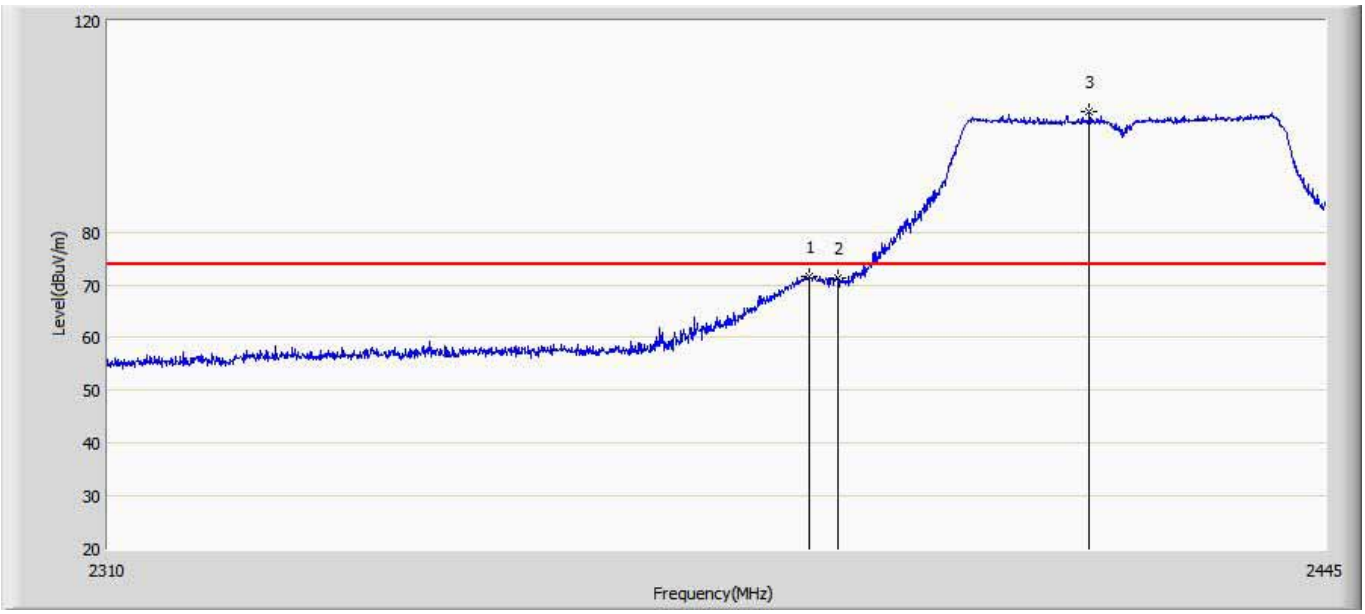

No	Mark	Frequency (MHz)	Measure Level (dBuV/m)	Reading Level (dBuV)	Over Limit (dB)	Limit (dBuV/m)	Factor (dB)	Type
1		2386.883	71.509	35.834	-2.491	74.000	35.675	PK
2		2390.000	71.272	35.590	-2.728	74.000	35.682	PK
3	*	2418.270	102.792	67.024	28.792	74.000	35.768	PK

Engineer: Vic	
Site: AC5	Time: 2017/06/08 - 01:24
Limit: FCC_Part15.209_RE(3m)	Margin: 0
Probe: Horn_3117_00167055(1-18GHz)	Polarity: Vertical
EUT: AP	Power: AC 120V/60HZ
Note: Mode4:Transmit 2422MHz by 80.11n40 Ant 0	

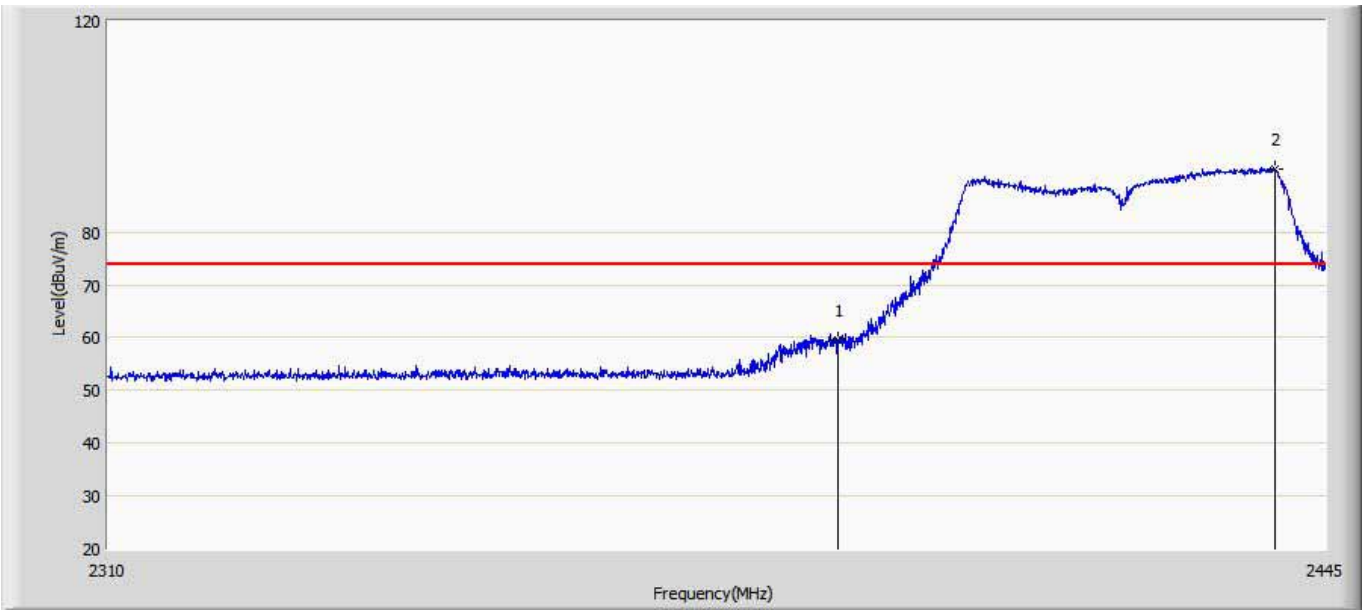

No	Mark	Frequency (MHz)	Measure Level (dBuV/m)	Reading Level (dBuV)	Over Limit (dB)	Limit (dBuV/m)	Factor (dB)	Type
1		2390.000	59.600	23.918	-14.400	74.000	35.682	PK
2	*	2439.262	91.929	56.124	17.929	74.000	35.805	PK

Engineer: Vic	
Site: AC5	Time: 2017/06/08 - 01:25
Limit: FCC_Part15.209_RE(3m)	Margin: 0
Probe: Horn_3117_00167055(1-18GHz)	Polarity: Horizontal
EUT: AP	Power: AC 120V/60HZ
Note: Mode4:Transmit 2422MHz by 80.11n40 Ant 0	

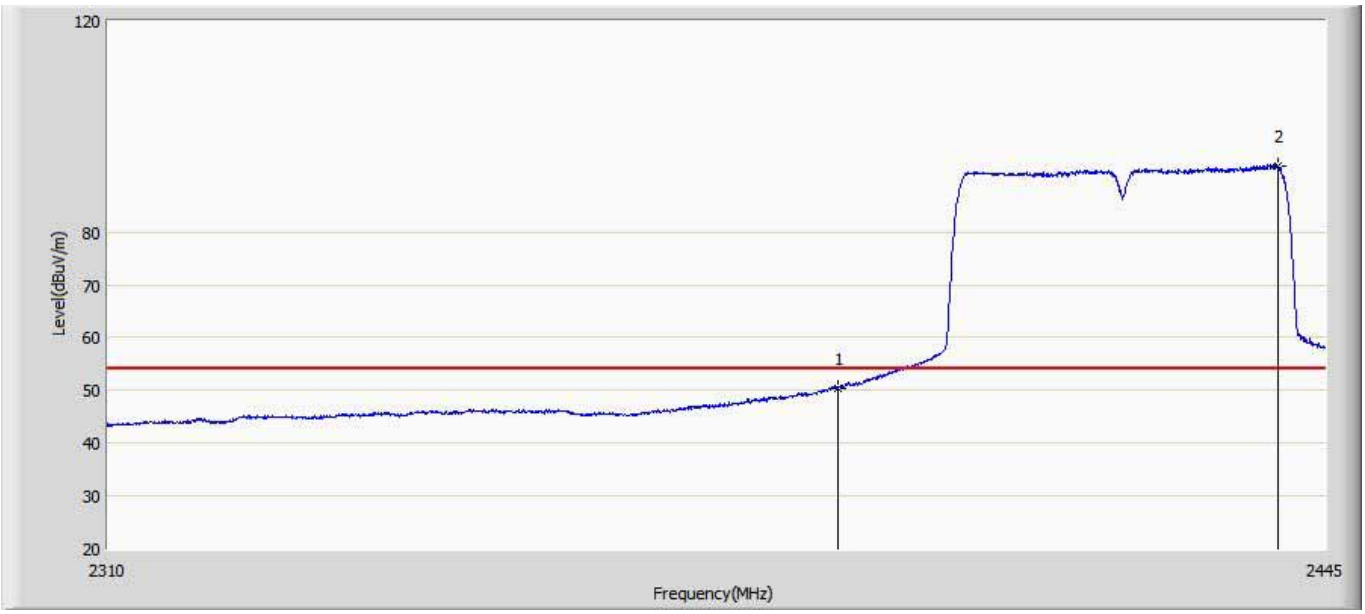

No	Mark	Frequency (MHz)	Measure Level (dBuV/m)	Reading Level (dBuV)	Over Limit (dB)	Limit (dBuV/m)	Factor (dB)	Type
1		2390.000	50.467	14.785	-3.533	54.000	35.682	AV
2	*	2439.735	92.536	56.731	38.536	54.000	35.806	AV

Engineer: Vic	
Site: AC5	Time: 2017/06/08 - 01:27
Limit: FCC_Part15.209_RE(3m)	Margin: 0
Probe: Horn_3117_00167055(1-18GHz)	Polarity: Vertical
EUT: AP	Power: AC 120V/60HZ
Note: Mode4:Transmit 2422MHz by 80.11n40 Ant 0	

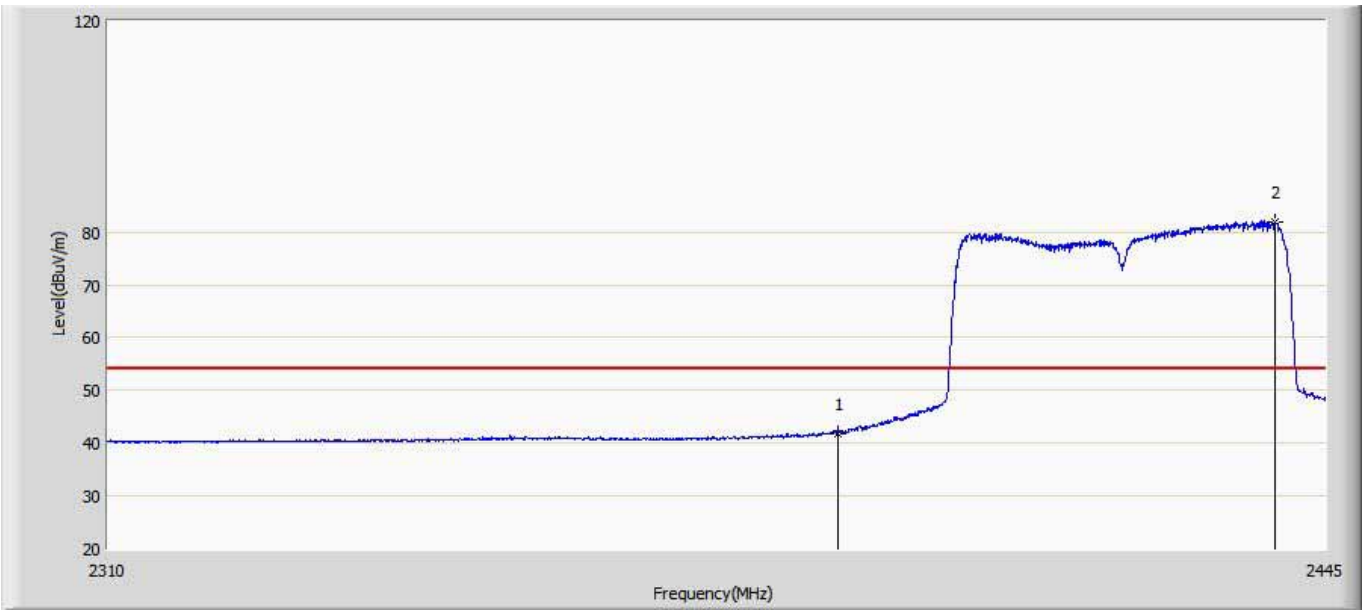

No	Mark	Frequency (MHz)	Measure Level (dBuV/m)	Reading Level (dBuV)	Over Limit (dB)	Limit (dBuV/m)	Factor (dB)	Type
1		2390.000	41.819	6.137	-12.181	54.000	35.682	AV
2	*	2439.330	81.985	46.180	27.985	54.000	35.805	AV

Engineer: Vic	
Site: AC5	Time: 2017/06/08 - 01:28
Limit: FCC_Part15.209_RE(3m)	Margin: 0
Probe: Horn_3117_00167055(1-18GHz)	Polarity: Horizontal
EUT: AP	Power: AC 120V/60HZ
Note: Mode4:Transmit 2422MHz by 80.11n40 Ant 1	

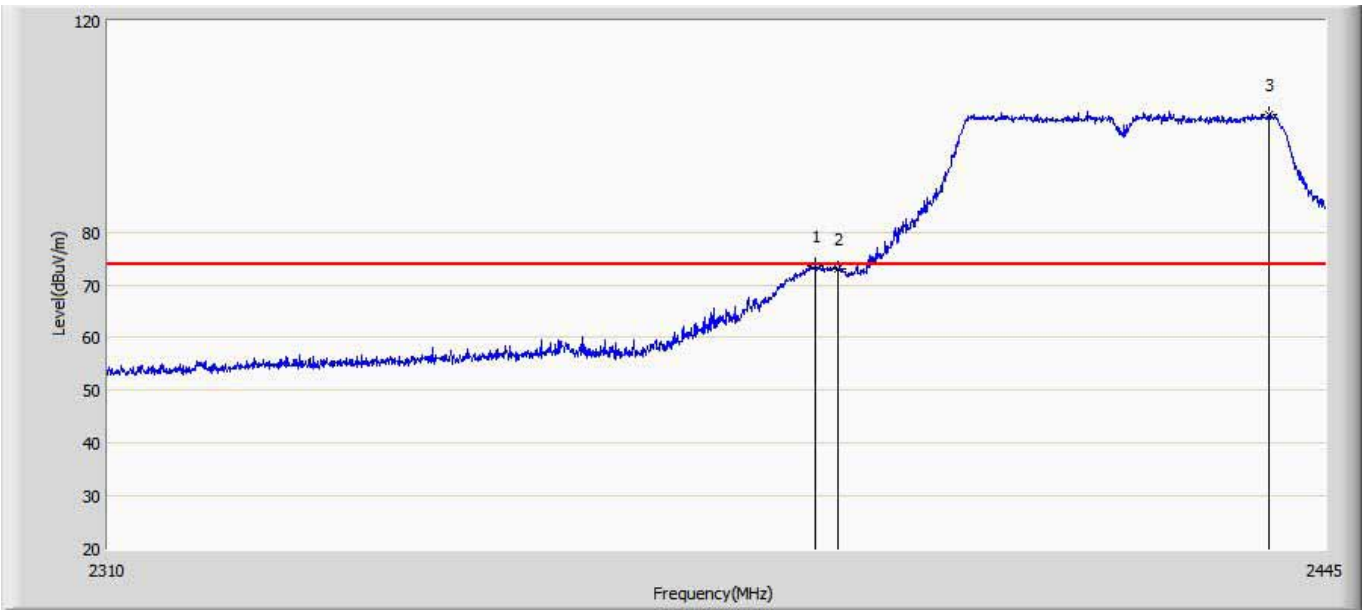

No	Mark	Frequency (MHz)	Measure Level (dBuV/m)	Reading Level (dBuV)	Over Limit (dB)	Limit (dBuV/m)	Factor (dB)	Type
1		2387.558	73.619	37.943	-0.381	74.000	35.676	PK
2		2390.000	73.088	37.406	-0.912	74.000	35.682	PK
3	*	2438.655	102.152	66.346	28.152	74.000	35.806	PK

Engineer: Vic	
Site: AC5	Time: 2017/06/08 - 01:30
Limit: FCC_Part15.209_RE(3m)	Margin: 0
Probe: Horn_3117_00167055(1-18GHz)	Polarity: Vertical
EUT: AP	Power: AC 120V/60HZ
Note: Mode4:Transmit 2422MHz by 80.11n40 Ant 1	

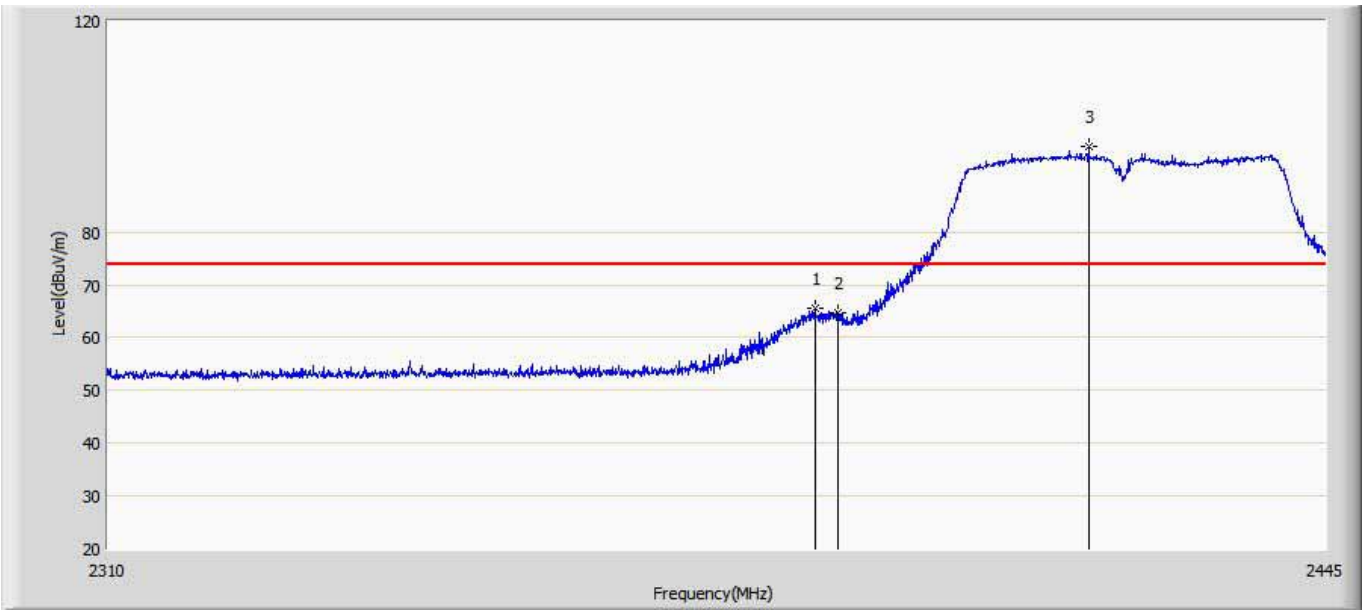

No	Mark	Frequency (MHz)	Measure Level (dBuV/m)	Reading Level (dBuV)	Over Limit (dB)	Limit (dBuV/m)	Factor (dB)	Type
1		2387.490	65.429	29.753	-8.571	74.000	35.676	PK
2		2390.000	64.621	28.939	-9.379	74.000	35.682	PK
3	*	2418.202	96.119	60.352	22.119	74.000	35.768	PK

Engineer: Vic	
Site: AC5	Time: 2017/06/08 - 01:32
Limit: FCC_Part15.209_RE(3m)	Margin: 0
Probe: Horn_3117_00167055(1-18GHz)	Polarity: Horizontal
EUT: AP	Power: AC 120V/60HZ
Note: Mode4:Transmit 2422MHz by 80.11n40 Ant 1	

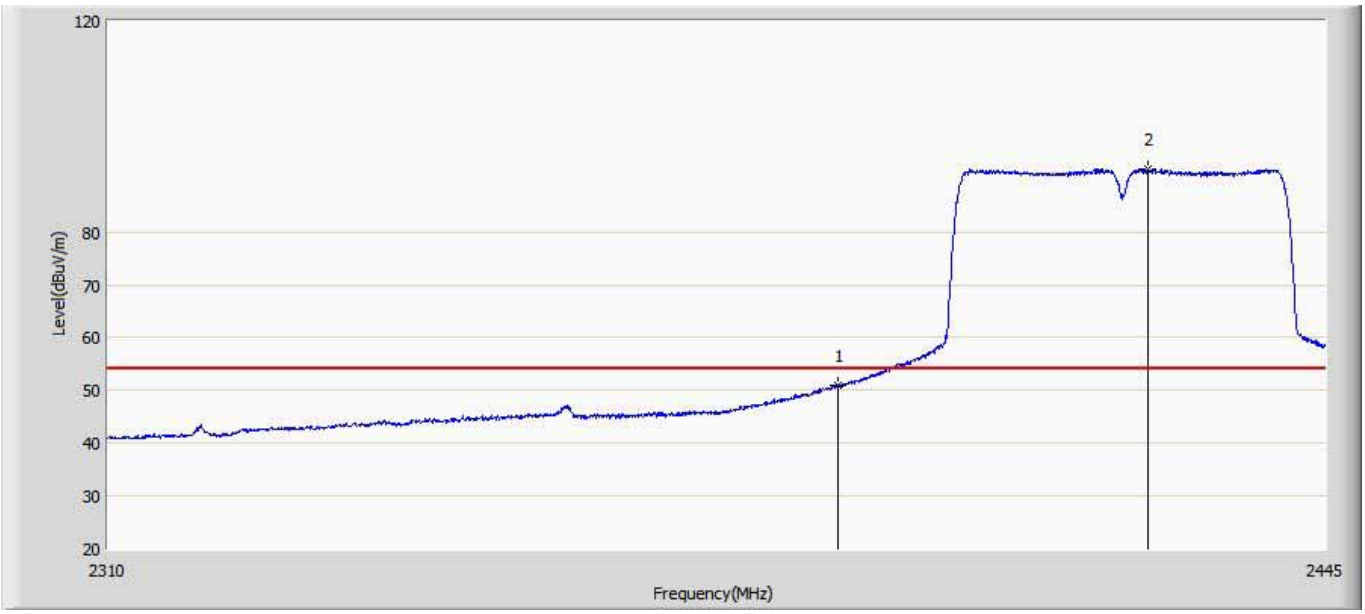

No	Mark	Frequency (MHz)	Measure Level (dBuV/m)	Reading Level (dBuV)	Over Limit (dB)	Limit (dBuV/m)	Factor (dB)	Type
1		2390.000	50.957	15.275	-3.043	54.000	35.682	AV
2	*	2424.885	91.922	56.127	37.922	54.000	35.795	AV

Engineer: Vic	
Site: AC5	Time: 2017/06/08 - 01:34
Limit: FCC_Part15.209_RE(3m)	Margin: 0
Probe: Horn_3117_00167055(1-18GHz)	Polarity: Vertical
EUT: AP	Power: AC 120V/60HZ
Note: Mode4:Transmit 2422MHz by 80.11n40 Ant 1	

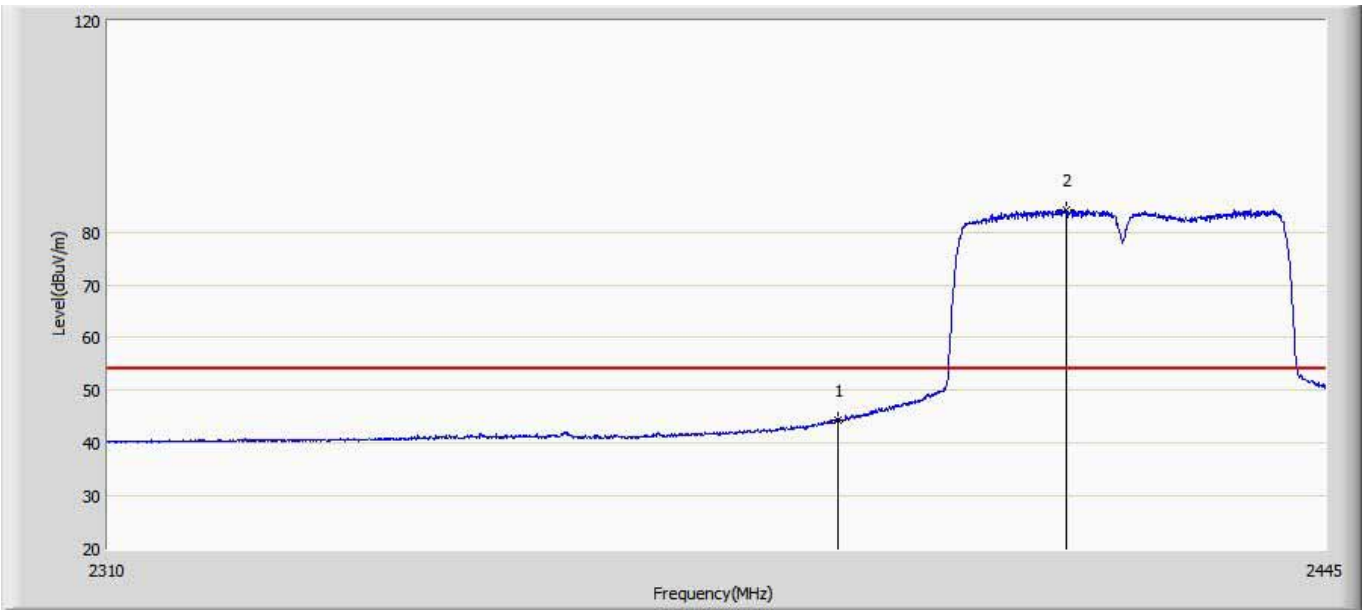

No	Mark	Frequency (MHz)	Measure Level (dBuV/m)	Reading Level (dBuV)	Over Limit (dB)	Limit (dBuV/m)	Factor (dB)	Type
1		2390.000	44.356	8.674	-9.644	54.000	35.682	AV
2	*	2415.705	84.175	48.418	30.175	54.000	35.757	AV

Engineer: Vic	
Site: AC5	Time: 2017/06/08 - 01:35
Limit: FCC_Part15.209_RE(3m)	Margin: 0
Probe: Horn_3117_00167055(1-18GHz)	Polarity: Horizontal
EUT: AP	Power: AC 120V/60HZ
Note: Mode4:Transmit 2452MHz by 80.11n40 Ant 0	

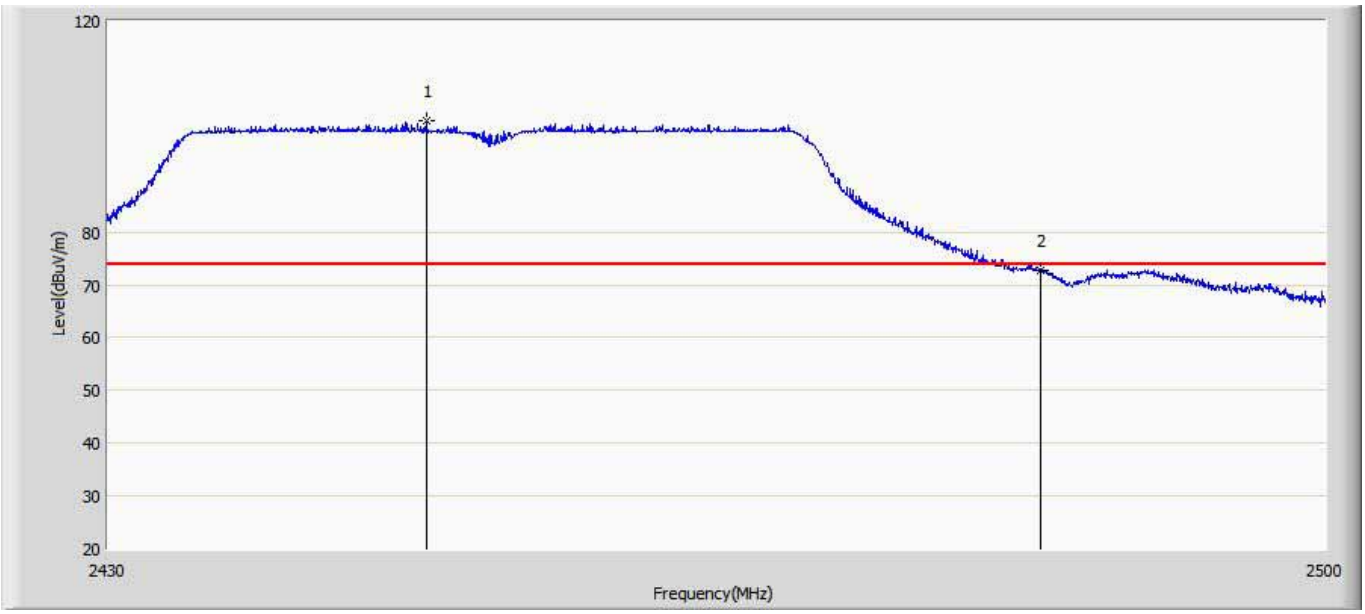

No	Mark	Frequency (MHz)	Measure Level (dBuV/m)	Reading Level (dBuV)	Over Limit (dB)	Limit (dBuV/m)	Factor (dB)	Type
1	*	2448.130	100.961	65.143	26.961	74.000	35.818	PK
2		2483.500	72.724	36.832	-1.276	74.000	35.891	PK

Engineer: Vic	
Site: AC5	Time: 2017/06/08 - 01:38
Limit: FCC_Part15.209_RE(3m)	Margin: 0
Probe: Horn_3117_00167055(1-18GHz)	Polarity: Vertical
EUT: AP	Power: AC 120V/60HZ
Note: Mode4:Transmit 2452MHz by 80.11n40 Ant 0	

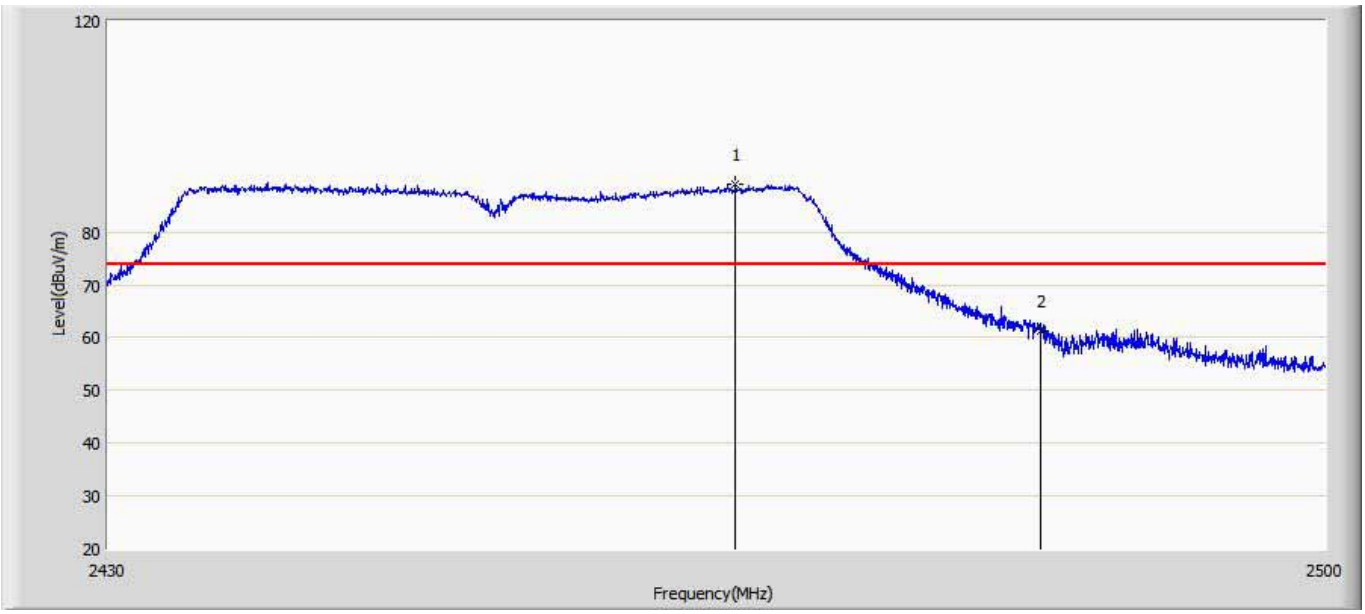

No	Mark	Frequency (MHz)	Measure Level (dBuV/m)	Reading Level (dBuV)	Over Limit (dB)	Limit (dBuV/m)	Factor (dB)	Type
1	*	2465.875	89.082	53.208	15.082	74.000	35.874	PK
2		2483.500	61.264	25.372	-12.736	74.000	35.891	PK

Engineer: Vic	
Site: AC5	Time: 2017/06/08 - 01:41
Limit: FCC_Part15.209_RE(3m)	Margin: 0
Probe: Horn_3117_00167055(1-18GHz)	Polarity: Horizontal
EUT: AP	Power: AC 120V/60HZ
Note: Mode4:Transmit 2452MHz by 80.11n40 Ant 0	

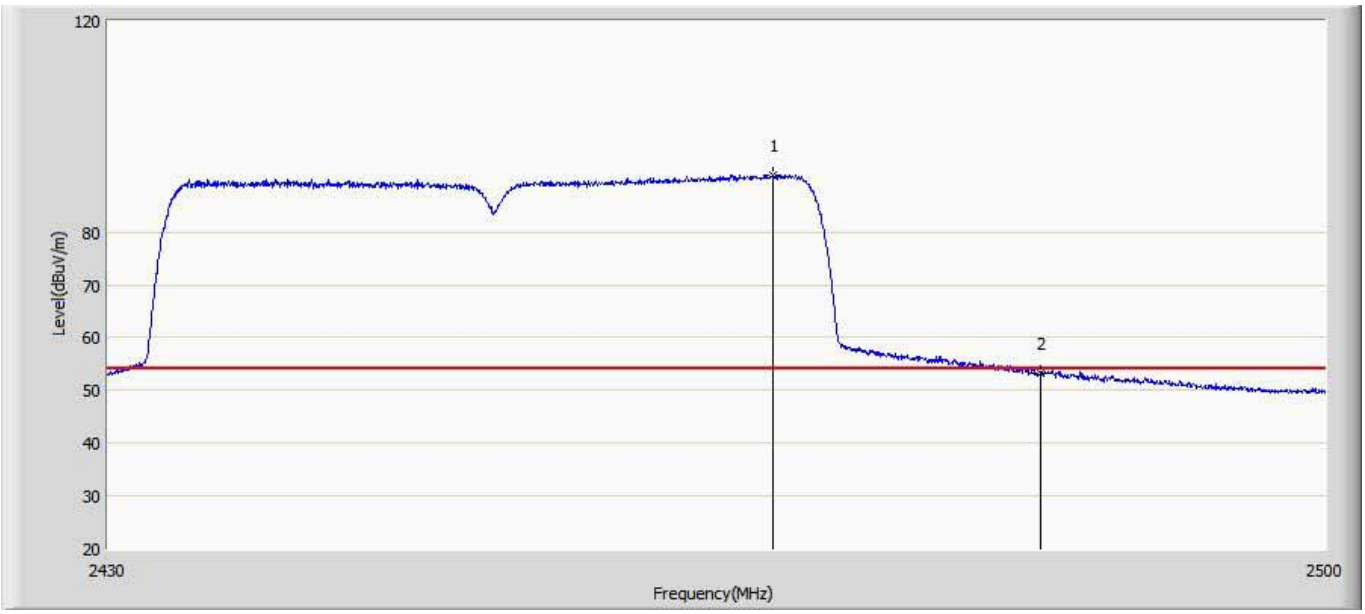

No	Mark	Frequency (MHz)	Measure Level (dBuV/m)	Reading Level (dBuV)	Over Limit (dB)	Limit (dBuV/m)	Factor (dB)	Type
1	*	2468.045	90.715	54.844	36.715	54.000	35.871	AV
2		2483.500	53.323	17.431	-0.677	54.000	35.891	AV

Engineer: Vic	
Site: AC5	Time: 2017/06/08 - 01:42
Limit: FCC_Part15.209_RE(3m)	Margin: 0
Probe: Horn_3117_00167055(1-18GHz)	Polarity: Vertical
EUT: AP	Power: AC 120V/60HZ
Note: Mode4:Transmit 2452MHz by 80.11n40 Ant 0	

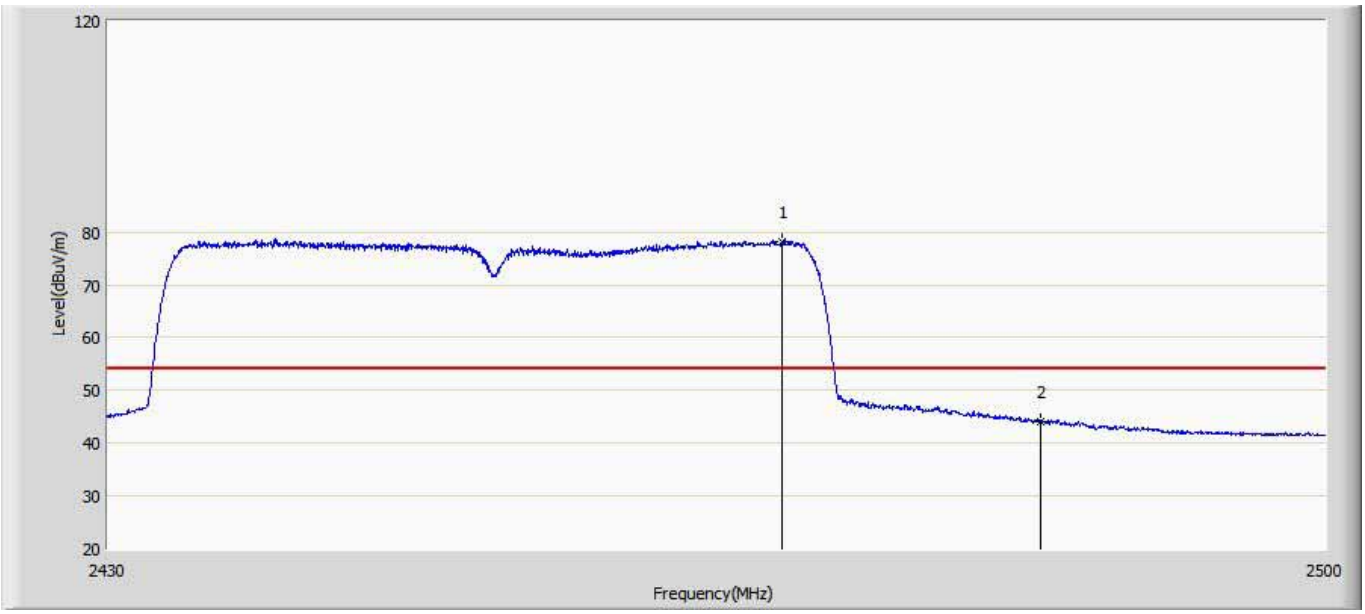

No	Mark	Frequency (MHz)	Measure Level (dBuV/m)	Reading Level (dBuV)	Over Limit (dB)	Limit (dBuV/m)	Factor (dB)	Type
1	*	2468.535	78.238	42.367	24.238	54.000	35.871	AV
2		2483.500	44.113	8.221	-9.887	54.000	35.891	AV

Engineer: Vic	
Site: AC5	Time: 2017/06/08 - 01:50
Limit: FCC_Part15.209_RE(3m)	Margin: 0
Probe: Horn_3117_00167055(1-18GHz)	Polarity: Horizontal
EUT: AP	Power: AC 120V/60HZ
Note: Mode4:Transmit 2452MHz by 80.11n40 Ant 1	

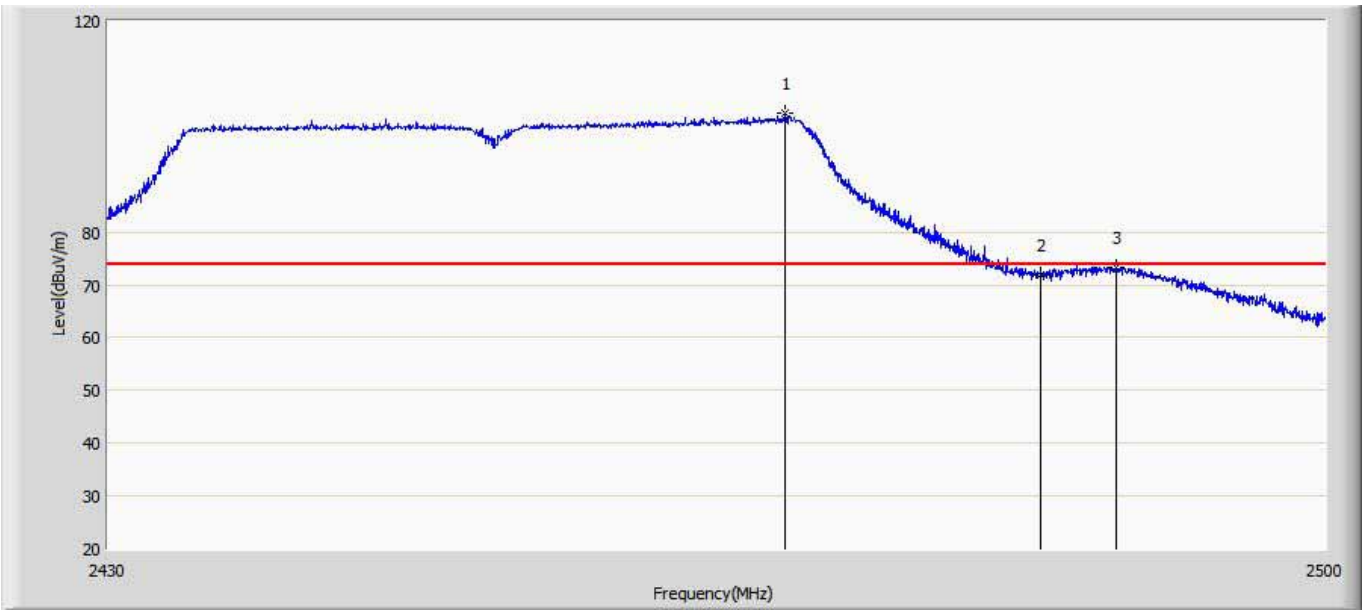

No	Mark	Frequency (MHz)	Measure Level (dBuV/m)	Reading Level (dBuV)	Over Limit (dB)	Limit (dBuV/m)	Factor (dB)	Type
1	*	2468.675	102.523	66.652	28.523	74.000	35.871	PK
2		2483.500	71.985	36.093	-2.015	74.000	35.891	PK
3		2487.855	73.431	37.508	-0.569	74.000	35.923	PK

Engineer: Vic	
Site: AC5	Time: 2017/06/08 - 01:56
Limit: FCC_Part15.209_RE(3m)	Margin: 0
Probe: Horn_3117_00167055(1-18GHz)	Polarity: Vertical
EUT: AP	Power: AC 120V/60HZ
Note: Mode4:Transmit 2452MHz by 80.11n40 Ant 1	

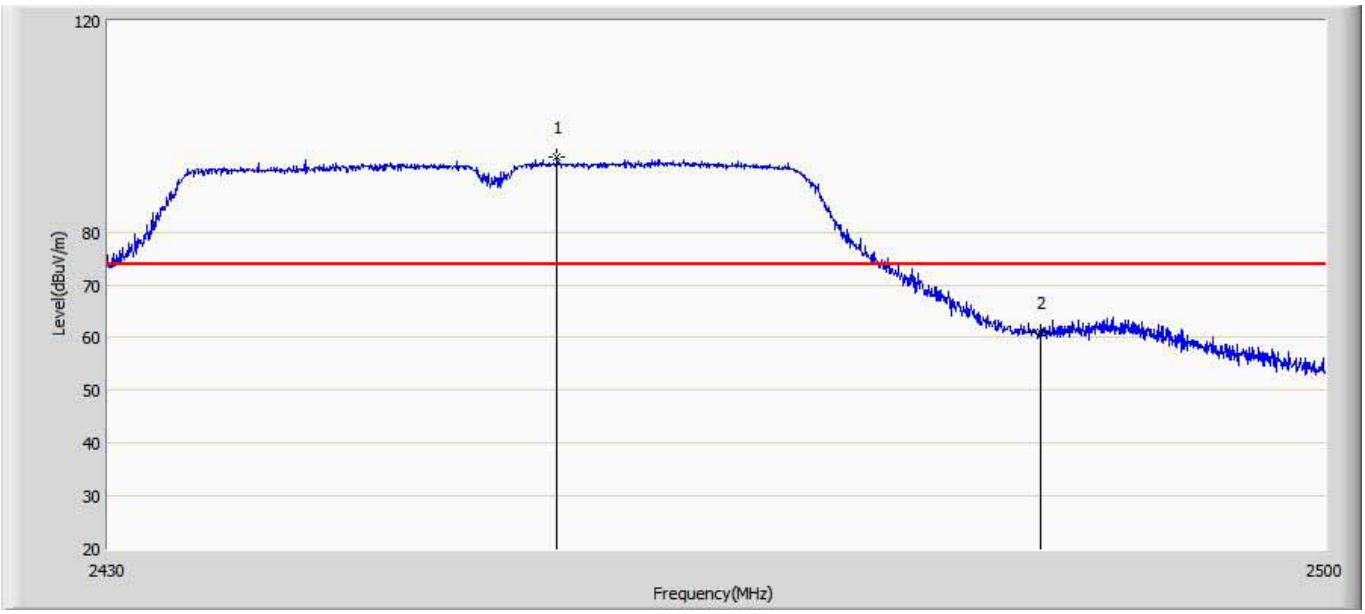

No	Mark	Frequency (MHz)	Measure Level (dBuV/m)	Reading Level (dBuV)	Over Limit (dB)	Limit (dBuV/m)	Factor (dB)	Type
1	*	2455.620	94.211	58.361	20.211	74.000	35.850	PK
2		2483.500	60.994	25.102	-13.006	74.000	35.891	PK

Engineer: Vic	
Site: AC5	Time: 2017/06/08 - 01:57
Limit: FCC_Part15.209_RE(3m)	Margin: 0
Probe: Horn_3117_00167055(1-18GHz)	Polarity: Horizontal
EUT: AP	Power: AC 120V/60HZ
Note: Mode4:Transmit 2452MHz by 80.11n40 Ant 1	

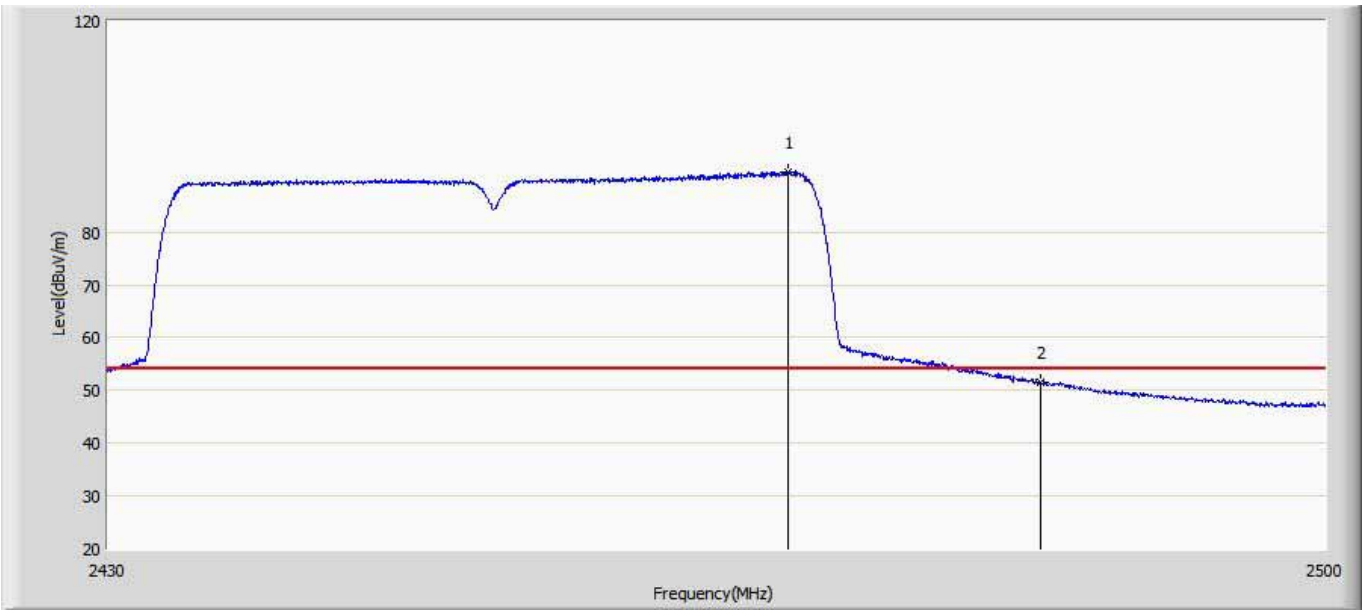

No	Mark	Frequency (MHz)	Measure Level (dBuV/m)	Reading Level (dBuV)	Over Limit (dB)	Limit (dBuV/m)	Factor (dB)	Type
1	*	2468.885	91.423	55.552	37.423	54.000	35.871	AV
2		2483.500	51.433	15.541	-2.567	54.000	35.891	AV

Engineer: Vic	
Site: AC5	Time: 2017/06/08 - 01:58
Limit: FCC_Part15.209_RE(3m)	Margin: 0
Probe: Horn_3117_00167055(1-18GHz)	Polarity: Vertical
EUT: AP	Power: AC 120V/60HZ
Note: Mode4:Transmit 2452MHz by 80.11n40 Ant 1	

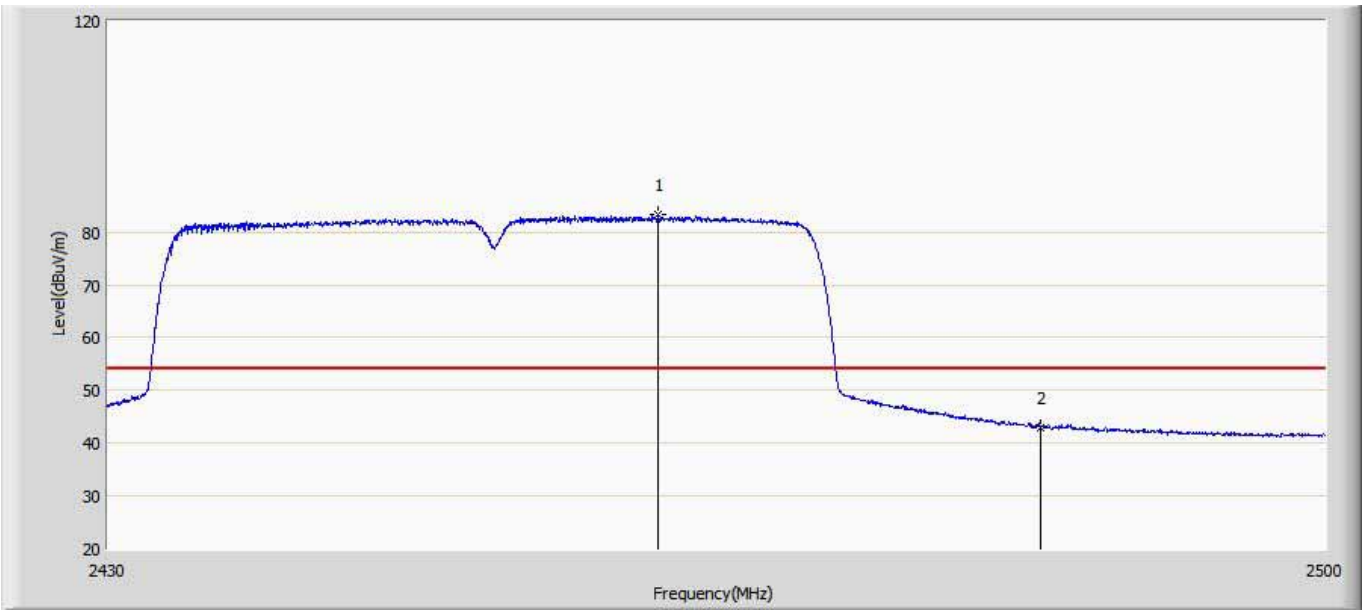

No	Mark	Frequency (MHz)	Measure Level (dBuV/m)	Reading Level (dBuV)	Over Limit (dB)	Limit (dBuV/m)	Factor (dB)	Type
1	*	2461.430	83.207	47.331	29.207	54.000	35.875	AV
2		2483.500	43.058	7.166	-10.942	54.000	35.891	AV

Engineer: Vic	
Site: AC5	Time: 2017/06/08 - 02:00
Limit: FCC_Part15.209_RE(3m)	Margin: 0
Probe: Horn_3117_00167055(1-18GHz)	Polarity: Horizontal
EUT: AP	Power: AC 120V/60HZ
Note: Mode4:Transmit 2452MHz by 80.11n40 Ant 0+1	

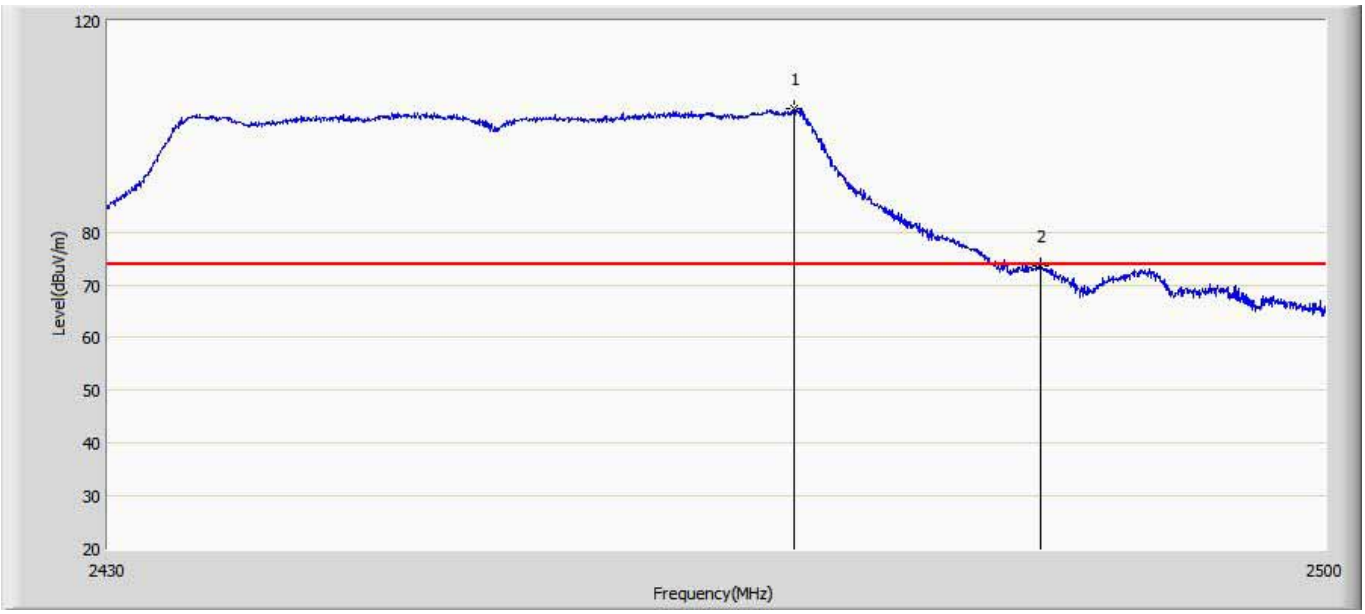

No	Mark	Frequency (MHz)	Measure Level (dBuV/m)	Reading Level (dBuV)	Over Limit (dB)	Limit (dBuV/m)	Factor (dB)	Type
1	*	2469.270	103.460	67.590	29.460	74.000	35.870	PK
2		2483.500	73.515	37.623	-0.485	74.000	35.891	PK

Engineer: Vic	
Site: AC5	Time: 2017/06/08 - 02:04
Limit: FCC_Part15.209_RE(3m)	Margin: 0
Probe: Horn_3117_00167055(1-18GHz)	Polarity: Vertical
EUT: AP	Power: AC 120V/60HZ
Note: Mode4:Transmit 2452MHz by 80.11n40 Ant 0+1	

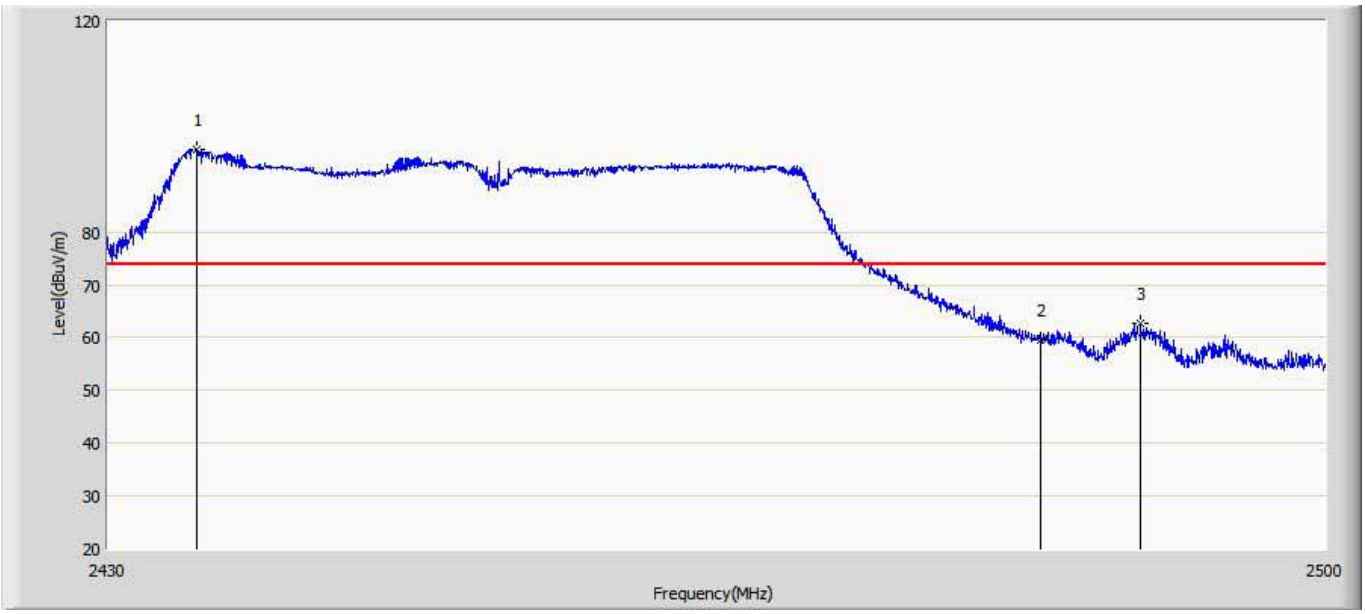

No	Mark	Frequency (MHz)	Measure Level (dBuV/m)	Reading Level (dBuV)	Over Limit (dB)	Limit (dBuV/m)	Factor (dB)	Type
1	*	2435.040	95.572	59.765	21.572	74.000	35.806	PK
2		2483.500	59.477	23.585	-14.523	74.000	35.891	PK
3		2489.255	62.729	26.796	-11.271	74.000	35.933	PK

Engineer: Vic	
Site: AC5	Time: 2017/06/08 - 02:06
Limit: FCC_Part15.209_RE(3m)	Margin: 0
Probe: Horn_3117_00167055(1-18GHz)	Polarity: Horizontal
EUT: AP	Power: AC 120V/60HZ
Note: Mode4:Transmit 2452MHz by 80.11n40 Ant 0+1	

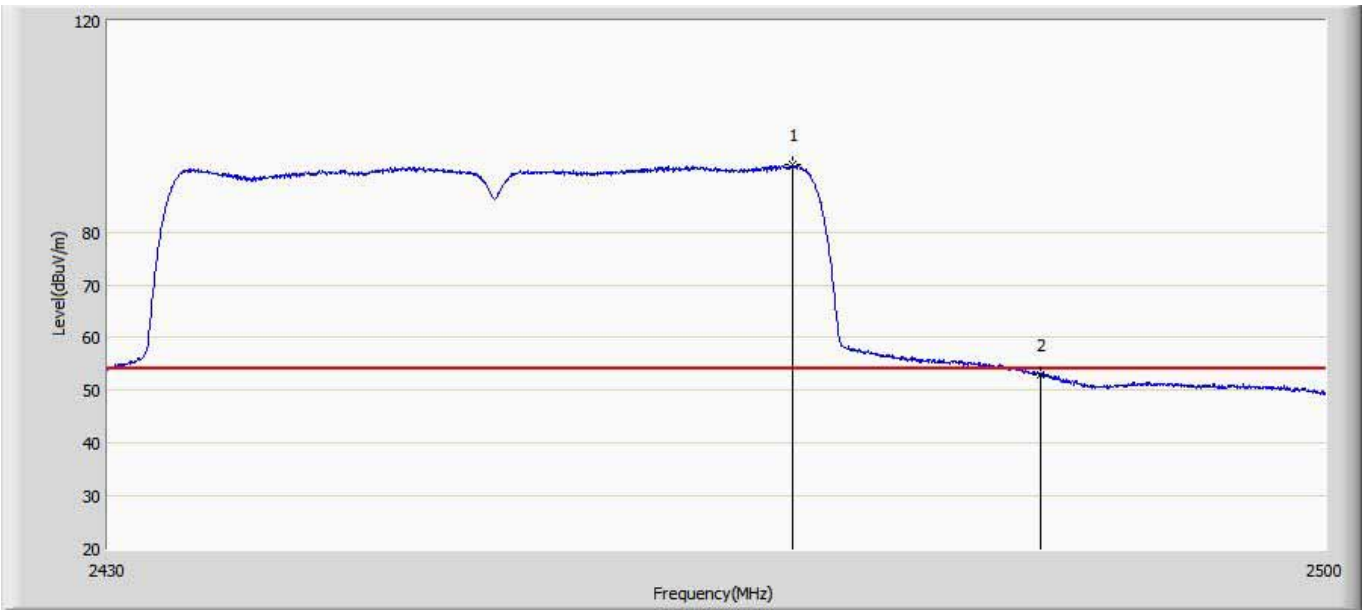

No	Mark	Frequency (MHz)	Measure Level (dBuV/m)	Reading Level (dBuV)	Over Limit (dB)	Limit (dBuV/m)	Factor (dB)	Type
1	*	2469.165	92.866	56.996	38.866	54.000	35.870	AV
2		2483.500	53.080	17.188	-0.920	54.000	35.891	AV

Engineer: Vic	
Site: AC5	Time: 2017/06/08 - 02:08
Limit: FCC_Part15.209_RE(3m)	Margin: 0
Probe: Horn_3117_00167055(1-18GHz)	Polarity: Vertical
EUT: AP	Power: AC 120V/60HZ
Note: Mode4:Transmit 2452MHz by 80.11n40 Ant 0+1	

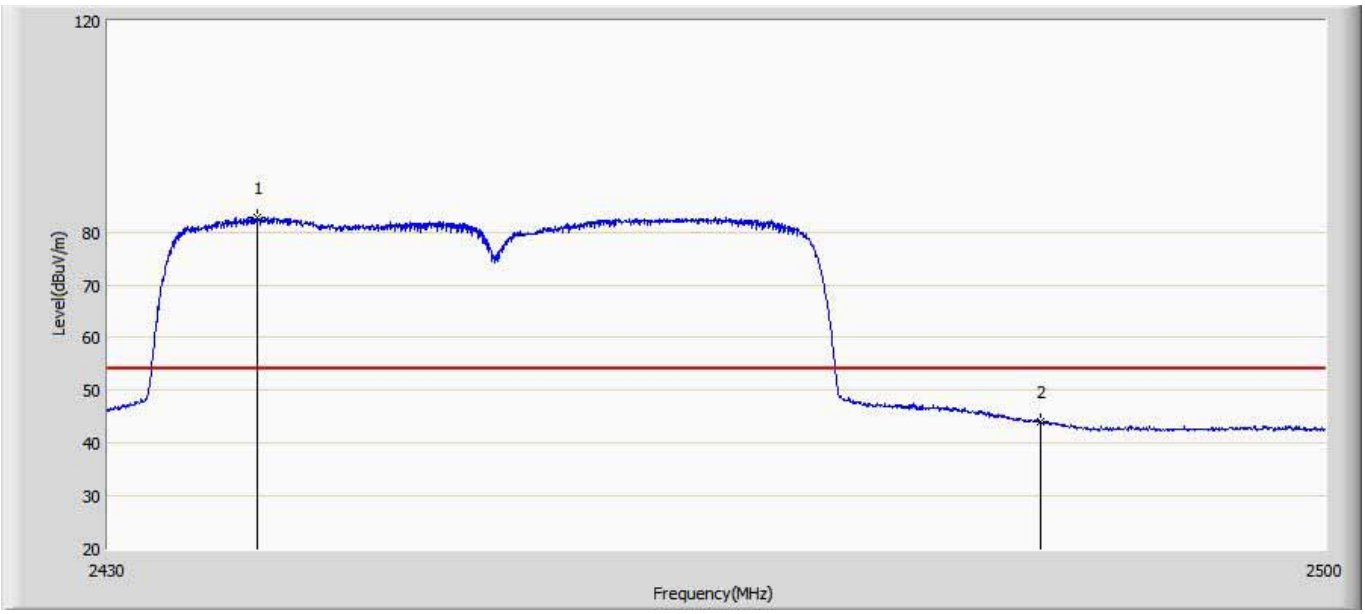

No	Mark	Frequency (MHz)	Measure Level (dBuV/m)	Reading Level (dBuV)	Over Limit (dB)	Limit (dBuV/m)	Factor (dB)	Type
1	*	2438.505	82.853	47.047	28.853	54.000	35.805	AV
2		2483.500	44.044	8.152	-9.956	54.000	35.891	AV

7. Occupied Bandwidth

7.1. Test Equipment

Occupied Bandwidth / TR-8					
Instrument	Manufacturer	Type No.	Serial No.	Cal. Date	Cal. Due Date
Spectrum Analyzer	Agilent	N9010A	MY48030494	2017.02.04	2018.02.03
EXA Spectrum Analyzer	Keysight	N9010A	MY55370495	2017.04.09	2018.04.08
MXA Signal Anlyzer	Keysight	N9020A	MY56060147	2017.04.09	2018.04.08
Temperature/Humidity Meter	zhichen	ZC1-2	TR8-TH	2017.04.10	2018.04.09
Note: All equipments are calibrated with traceable calibrations. Each calibration is traceable to the national or international standards.					

7.2. Test Setup

Occupied Bandwidth test setup:

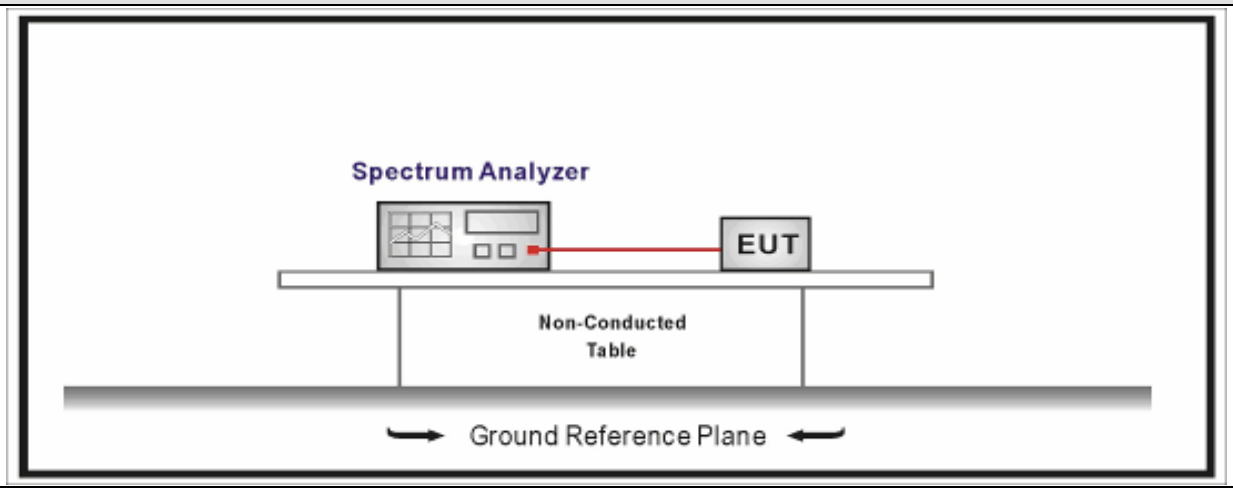

7.3. Limit

Occupied Bandwidth
Systems using digital modulation techniques operate in the2400-2483.5 MHz .The minimum 6 dB bandwidth shall be at least 500 kHz

7.4. Test Procedure

Test Method				
	Reference Rule		Chapter	Description
☒	ANSI C63.10		11.8	DTS bandwidth
	☐	ANSI C63.10	11.8.1	Option 1
	☒	ANSI C63.10	11.8.2	Option 2

7.5. EUT test definition

Item	Occupied Bandwidth			
Device Category	☒	Fixed position use		
	☐	Mobile position use		
Test mode	Mode 1~4			
Test method	☐	Radiated		
		X Axis	Y Axis	Z Axis
			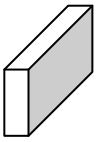	
		Worst Axis ☐	Worst Axis ☐	Worst Axis ☐
	☒	Conducted		
	☐	Chain 1		
	☒	Chain 1	Chain 2	
		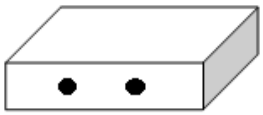		
	☐	Chain 1	Chain 2	Chain 3

7.6. Test Result

Product Name	:	AP	Power	:	AC 120V/60Hz
Test Mode	:	Mode 1-4	Test Site	:	AC-5
Test Date	:	2017.05.31			

Mode	CH.	Test Freq. (MHz)	99% Occupied Bandwidth (MHz)	6dB Occupied Bandwidth (MHz)	Limit (kHz)	Result
			Ant1	Ant1		
1	01	2412	13.881	10.23	>500	Pass
1	06	2437	13.851	10.23	>500	Pass
1	11	2462	13.832	10.23	>500	Pass
2	01	2412	17.477	16.46	>500	Pass
2	06	2437	16.977	16.43	>500	Pass
2	11	2462	16.944	16.43	>500	Pass
3	01	2412	18.130	17.64	>500	Pass
3	06	2437	18.068	17.65	>500	Pass
3	11	2462	18.090	17.69	>500	Pass
4	03	2422	36.798	36.49	>500	Pass
4	06	2437	36.751	36.47	>500	Pass
4	09	2452	36.739	36.43	>500	Pass

Note 1: We have evaluated all antennas ,shown in the report is the worst data.

Note 2:The worst data of Occupied Bandwidth as below:

Mode 1 CH11 (2462MHz) Ant1

8. Fundamental emission output power

8.1. Test Equipment

Fundamental emission output power/ TR-8					
Instrument	Manufacturer	Type No.	Serial No.	Cal. Date	Cal. Due Date
Spectrum Analyzer	Agilent	E4446A	MY45300103	2017.01.03	2018.01.02
Spectrum Analyzer	Agilent	N9010A	MY48030494	2017.02.04	2018.02.03
Wideband Peak Power Meter	Anritsu	ML2495A	0905006	2016.10.14	2017.10.13
Power Sensor	Anritsu	MA2411B	0846014	2016.10.14	2017.10.13
Temperature/Humidity Meter	zhicheng	ZC1-2	TR8-TH	2017.04.10	2018.04.09
Note: All equipments are calibrated with traceable calibrations. Each calibration is traceable to the national or international standards.					

8.2. Test Setup

Fundamental emission output power test setup

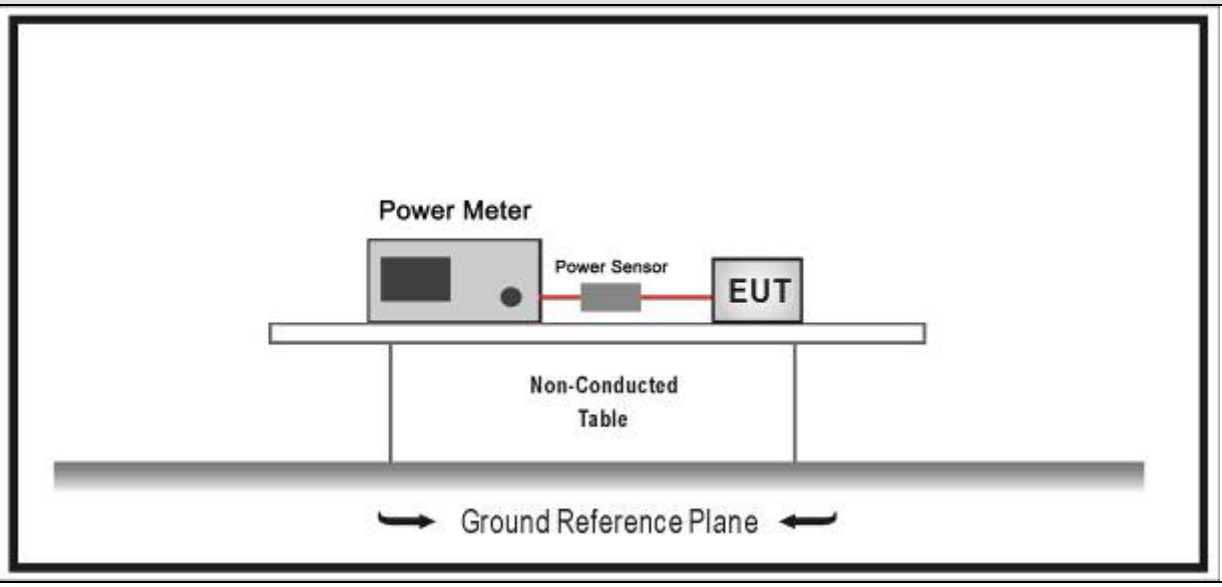

8.3. Limit

Fundamental emission output power Limit			
☒	G_{TX} ＜6dBi		P_{out}≤30dBm
☒	G_{TX} ＞6dBi		
	☒	Non-Fix point-point	P_{out}≤30-(G_{TX} -6)
	☐	Fix point-point	P_{out}≤30-[(G_{TX}-6)]/3
	☐	emits multiple directional beams but does not do emit multiple directional beams simultaneously	P_{out}≤30-[(G_{TX}-6)]/3
	☐	operates simultaneously on multiple directional beams using the same or different frequency channels	P_{out}≤30-[(G_{TX}-6)]/3+8dB
	☐	single directional beam	P_{out}≤30-[(G_{TX}-6)]/3
Note 1 : G_{TX} directional gain of transmitting antennas. Note 2 : P_{out} is maximum peak conducted output power .			

8.4. Test Procedure

Fundamental emission output power Test Method						
	References Rule				Chapter	Description
☒	ANSI C63.10				11.9	Fundamental emission output power
	☐	ANSI C63.10			11.9.1	Maximum peak conducted output power
		☐	ANSI C63.10		11.9.1.1	RBW ≥ DTS bandwidth
		☐	ANSI C63.10		11.9.1.2	Integrated band power method
		☐	ANSI C63.10		11.9.1.3	PKPM1 Peak power meter method
	☒	ANSI C63.10			11.9.2	Maximum conducted (average) output power
		☐	ANSI C63.10		11.9.2.2	Measurement using a spectrum analyzer (SA)
			☐	ANSI C63.10	11.9.2.2.2	Method AVGSA-1(Duty cycle≥98%)
			☐	ANSI C63.10	11.9.2.2.3	Method AVGSA-1A(Duty cycle≥98%)
			☐	ANSI C63.10	11.9.2.2.4	Method AVGSA-2(Duty cycle≤98%)
			☐	ANSI C63.10	11.9.2.2.5	Method AVGSA-2A(Duty cycle≤98%)
			☐	ANSI C63.10	11.9.2.2.4	Method AVGSA-3
			☐	ANSI C63.10	11.9.2.2.5	Method AVGSA-3A
		☒	ANSI C63.10		11.9.2.3	Measurement using a power meter (PM)
			☐	ANSI C63.10	11.9.2.3.1	Method AVGPM
			☒	ANSI C63.10	11.9.2.3.2	Method AVGPM-G

Directional Gain Calculations for In-Band test method				
	References Rule		Chapter	Description
☐	KDB 662911		F2)a)	Basic methodology with NANT transmit antennas
	☐	KDB 662911	F2)a) (i)	transmit signals are correlated
	☐	KDB 662911	F2)a) (ii)	transmit signals are uncorrelated
☐	KDB 662911		F2)b)	Sectorized antenna systems.
☒	KDB 662911		F2)c)	Cross-polarized antennas
	☒	KDB 662911	F2)c) (i)	Cross-polarized antennas with NANT = 2.
	☐	KDB 662911	F2)c) (ii)	Multiple antennas
☐	KDB 662911		F2)d)	Sectorized antenna systems.
	☐	KDB 662911	F2)d) (i)	transmit signals are correlated
	☐	KDB 662911	F2)d) (ii)	transmit signals are uncorrelated
☐	KDB 662911		F2)e)	Spatial Multiplexing
	☐	KDB 662911	F2)e) (i)	Antennas have the same gain
	☐	KDB 662911	F2)e) (ii)	Antenna have the different gain with one spatial stream
	☐	KDB 662911	F2)e) (iii)	Antenna have the different gain with more than one spatial stream
☐	KDB 662911		F2)f)	Cyclic Delay Diversity (CDD)
	☐	KDB 662911	F2)f) (i)	Antennas have the same gain
	☐	KDB 662911	F2)f) (ii)	Antenna have the different gain with one spatial stream
	☐	KDB 662911	F2)f) (ii)	Antenna have the different gain with more than one spatial stream

8.5. EUT test definition

Item	Fundamental emission output power			
Device Category	☒	Fixed position use		
	☐	Mobile position use		
Test mode	Mode 1~4			
Test method	☐	Radiated		
		X Axis	Y Axis	Z Axis
			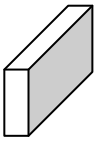	
		Worst Axis ☐	Worst Axis ☐	Worst Axis ☐
	☒	Conducted		
	☐	Chain 1		
	☒	Chain 1	Chain 2	
		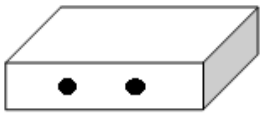		
	☐	Chain 1	Chain 2	Chain 3

8.6. Test Result

Product Name	:	AP	Power	:	AC 120V/60Hz
Test Mode	:	Mode 1-4	Test Site	:	AC-5
Test Date	:	2017.05.31			

Mode	Channel	Test Frequency (MHz)	Average Power Output (dBm)	Total Average (dBm)	Antenna Gain (dBi)	Limit (dBm)	Result
			Ant1				
1	01	2412	14.93	14.93	2	24	Pass
1	06	2437	14.86	14.86	2	24	Pass
1	11	2462	13.93	13.93	2	24	Pass
2	01	2412	16.85	16.85	2	24	Pass
2	06	2437	15.76	15.76	2	24	Pass
2	11	2462	12.82	12.82	2	24	Pass
3	01	2412	16.34	16.34	2	24	Pass
3	06	2437	16.85	16.85	2	24	Pass
3	11	2462	11.84	11.84	2	24	Pass
4	03	2422	13.90	13.90	2	24	Pass
4	06	2437	16.86	16.86	2	24	Pass
4	09	2452	10.93	10.93	2	24	Pass

Mode	Channel	Test Frequency (MHz)	Average Power Output (dBm)	Total Average (dBm)	Antenna Gain (dBi)	Limit (dBm)	Result
			Ant2				
1	01	2412	11.59	11.59	2	24	Pass
1	06	2437	13.27	13.27	2	24	Pass
1	11	2462	14.68	14.68	2	24	Pass
2	01	2412	14.32	14.32	2	24	Pass
2	06	2437	16.26	16.26	2	24	Pass
2	11	2462	13.73	13.73	2	24	Pass
3	01	2412	14.31	14.31	2	24	Pass
3	06	2437	15.74	15.74	2	24	Pass
3	11	2462	13.78	13.78	2	24	Pass
4	03	2422	13.73	13.73	2	24	Pass
4	06	2437	17.68	17.68	2	24	Pass
4	09	2452	11.72	11.72	2	24	Pass

Mode	Channel	Test Frequency (MHz)	Average Power Output (dBm)		Total Average (dBm)	Antenna Gain (dBi)	Limit (dBm)	Result
			Ant1	Ant2				
1	01	2412	12.28	12.37	15.34	2	24	Pass
1	06	2437	12.38	12.47	15.44	2	24	Pass
1	11	2462	13.64	13.78	16.72	2	24	Pass
2	01	2412	14.26	13.88	17.08	2	24	Pass
2	06	2437	14.75	15.21	18.00	2	24	Pass
2	11	2462	12.68	12.99	15.85	2	24	Pass
3	01	2412	13.93	14.06	17.01	2	24	Pass
3	06	2437	13.59	13.62	16.62	2	24	Pass
3	11	2462	10.31	10.44	13.39	2	24	Pass
4	03	2422	11.84	11.97	14.92	2	24	Pass
4	06	2437	16.63	16.75	19.70	2	24	Pass
4	09	2452	9.35	9.58	12.48	2	24	Pass

9. Power Spectral Density

9.1. Test Equipment

Power Spectral Density / TR-8					
Instrument	Manufacturer	Type No.	Serial No.	Cal. Date	Cal. Due Date
Spectrum Analyzer	Agilent	N9010A	MY48030494	2017.02.04	2018.02.03
EXA Spectrum Analyzer	Keysight	N9010A	MY55370495	2017.04.09	2018.04.08
MXA Signal Anlyzer	Keysight	N9020A	MY56060147	2017.04.09	2018.04.08
Temperature/Humidity Meter	zhichen	ZC1-2	TR8-TH	2017.04.10	2018.04.09
Note: All equipments are calibrated with traceable calibrations. Each calibration is traceable to the national or international standards.					

9.2. Test Setup

Power Spectral Density test setup

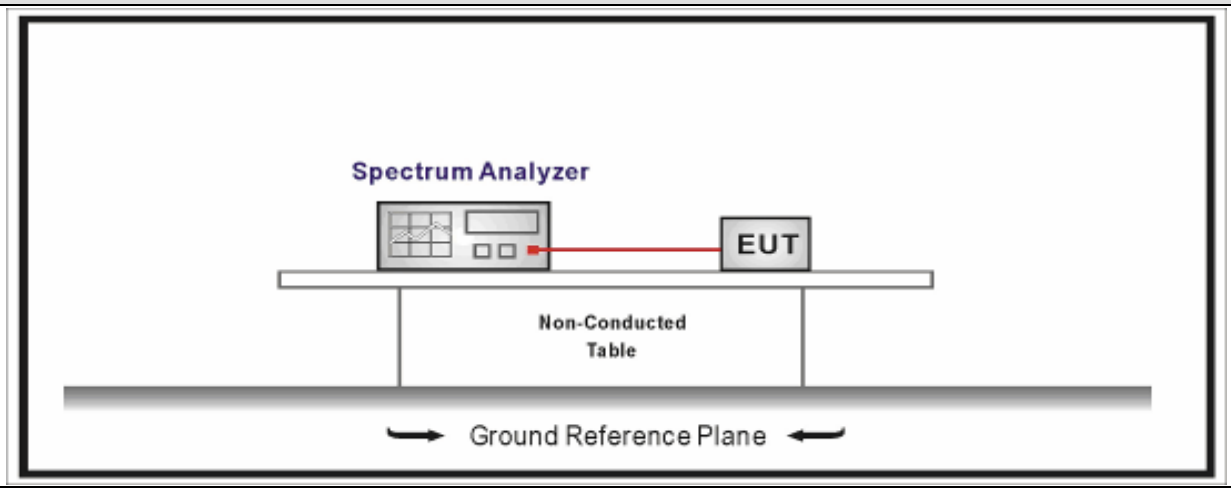

9.3. Limit

Power Spectral Density Limit
Power Spectral Density≤8dBm/3kHz

9.4. Test Procedure

Power Spectral Density Test Method				
	References Rule		Chapter	Description
☒	ANSI C63.10		11.10	Maximum power spectral density level in the fundamental emission
	☒	ANSI C63.10	11.10.2	Method PKPSD (peak PSD)
	☐	ANSI C63.10	11.10.3	Method AVGPSD-1(Duty cycle≥98%)
	☐	ANSI C63.10	11.10.4	Method AVGPSD-1A(Duty cycle≥98%)
	☐	ANSI C63.10	11.10.5	Method AVGPSD-2(Duty cycle＜98%)
	☐	ANSI C63.10	11.10.6	Method AVGPSD-2A(Duty cycle＜98%)
	☐	ANSI C63.10	11.10.7	Method AVGPSD-3
	☐	ANSI C63.10	11.10.8	Method AVGPSD-3A

Directional Gain Calculations for In-Band test method				
	References Rule		Chapter	Description
☐	KDB 662911		F2)a)	Basic methodology with NANT transmit antennas
	☐	KDB 662911	F2)a) (i)	transmit signals are correlated
	☐	KDB 662911	F2)a) (ii)	transmit signals are uncorrelated
☐	KDB 662911		F2)b)	Sectorized antenna systems.
☒	KDB 662911		F2)c)	Cross-polarized antennas
	☒	KDB 662911	F2)c) (i)	Cross-polarized antennas with NANT = 2.
	☐	KDB 662911	F2)c) (ii)	Multiple antennas
☐	KDB 662911		F2)d)	Sectorized antenna systems.
	☐	KDB 662911	F2)d) (i)	transmit signals are correlated
	☐	KDB 662911	F2)d) (ii)	transmit signals are uncorrelated
☐	KDB 662911		F2)e)	Spatial Multiplexing
	☐	KDB 662911	F2)e) (i)	Antennas have the same gain
	☐	KDB 662911	F2)e) (ii)	Antenna have the different gain with one spatial stream
	☐	KDB 662911	F2)e) (iii)	Antenna have the different gain with more than one spatial stream
☐	KDB 662911		F2)f)	Cyclic Delay Diversity (CDD)
	☐	KDB 662911	F2)f) (i)	Antennas have the same gain
	☐	KDB 662911	F2)f) (ii)	Antenna have the different gain with one spatial stream
	☐	KDB 662911	F2)f) (ii)	Antenna have the different gain with more than one spatial stream

9.5. EUT test definition

Item	Power Spectral Density Test Method			
Device Category	☒	Fixed position use		
	☐	Mobile position use		
Test mode	Mode 1~4			
Test method	☐	Radiated		
		X Axis	Y Axis	Z Axis
			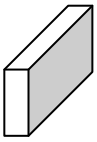	
		Worst Axis ☐	Worst Axis ☐	Worst Axis ☐
	☒	Conducted		
	☐	Chain 1		
	☒	Chain 1	Chain 2	
		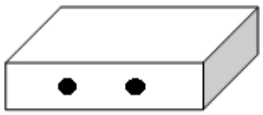		
	☐	Chain 1	Chain 2	Chain 3

9.6. Test Result

Product Name	:	AP	Power	:	AC 120V/60Hz
Test Mode	:	Mode 1-4	Test Site	:	TR-8
Test Date	:	2017.05.31			

Mode	Channel	Test Frequency (MHz)	Measurement PSD (dBm/3kHz) Ant1	Total PSD (dBm/3kHz)	Limit (dBm/3kHz)	Result
1	01	2412	-8.921	-8.921	2.0	Pass
1	06	2437	-9.524	-9.524	2.0	Pass
1	11	2462	-9.726	-9.726	2.0	Pass
2	01	2412	-10.254	-10.254	2.0	Pass
2	06	2437	-10.717	-10.717	2.0	Pass
2	11	2462	-10.459	-10.459	2.0	Pass
3	01	2412	-9.736	-9.736	2.0	Pass
3	06	2437	-9.121	-9.121	2.0	Pass
3	11	2462	-10.165	-10.165	2.0	Pass
4	03	2422	-12.591	-12.591	2.0	Pass
4	06	2437	-12.579	-12.579	2.0	Pass
4	09	2452	-13.185	-13.185	2.0	Pass

Mode 1 CH01(2412MHz) Ant1

Mode	Channel	Test Frequency (MHz)	Measurement PSD (dBm/3kHz)	Total PSD (dBm/3kHz)	Limit (dBm/3kHz)	Result
			Ant2			
1	01	2412	-9.401	-9.401	8.0	Pass
1	06	2437	-10.170	-10.170	8.0	Pass
1	11	2462	-14.197	-14.197	8.0	Pass
2	01	2412	-12.104	-12.104	8.0	Pass
2	06	2437	-11.886	-11.886	8.0	Pass
2	11	2462	-11.386	-11.386	8.0	Pass
3	01	2412	-9.907	-9.907	8.0	Pass
3	06	2437	-11.006	-11.006	8.0	Pass
3	11	2462	-10.801	-10.801	8.0	Pass
4	03	2422	-12.361	-12.361	8.0	Pass
4	06	2437	-12.588	-12.588	8.0	Pass
4	09	2452	-12.100	-12.100	8.0	Pass

Mode 1 CH01(2412MHz) Ant2

Mode	Channel	Test Frequency (MHz)	Measurement PSD (dBm/3kHz)		Total PSD (dBm/3kHz)	Limit (dBm/3kHz)	Result
			Ant1	Ant2			
1	01	2412	-16.265	-11.289	-10.09	2.0	Pass
1	06	2437	-11.265	-10.691	-7.96	2.0	Pass
1	11	2462	-10.050	-11.940	-7.88	2.0	Pass
2	01	2412	-9.848	-11.679	-7.66	2.0	Pass
2	06	2437	-12.179	-9.789	-7.81	2.0	Pass
2	11	2462	-10.531	-10.384	-7.45	2.0	Pass
3	01	2412	-11.752	-10.253	-7.93	2.0	Pass
3	06	2437	-12.685	-10.902	-8.69	2.0	Pass
3	11	2462	-12.123	-11.560	-8.82	2.0	Pass
4	03	2422	-11.971	-12.864	-9.38	2.0	Pass
4	06	2437	-11.796	-11.043	-8.39	2.0	Pass
4	09	2452	-11.140	-12.688	-8.84	2.0	Pass

Mode 2 CH11(2462MHz) Ant1

Mode 2 CH11(2462MHz) Ant2

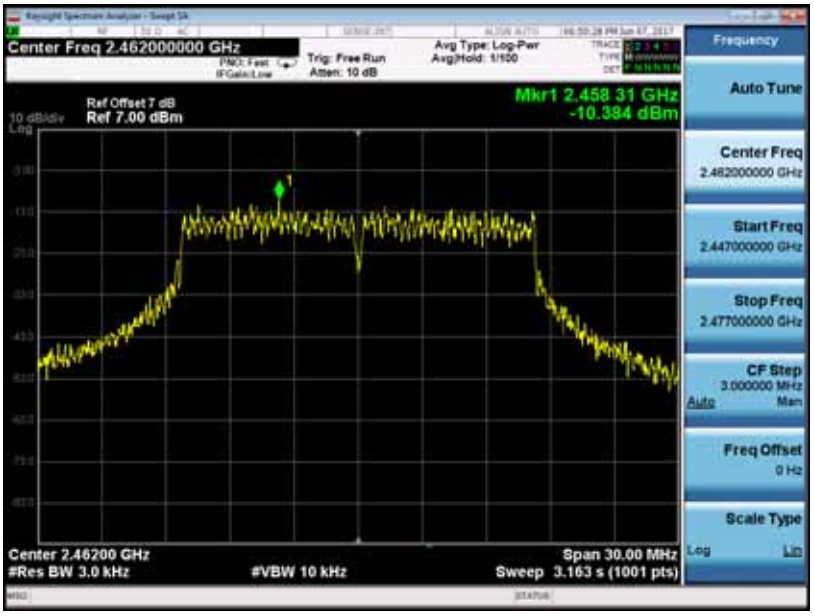

10. Antenna Requirement

10.1. Limit

Antenna Requirement Limit
An intentional radiator shall be designed to ensure that no antenna other than that furnished by the responsible party shall be used with the device. The use of a permanently attached antenna or of an antenna that uses a unique coupling to the intentional radiator shall be considered sufficient to comply with the provisions of this section. The manufacturer may design the unit so that a broken antenna can be replaced by the user, but the use of a standard antenna jack or electrical connector is prohibited. This requirement does not apply to carrier current devices or to devices operated under the provisions of §15.211, §15.213, §15.217, §15.219, or §15.221. Further, this requirement does not apply to intentional radiators that must be professionally installed, such as perimeter protection systems and some field disturbance sensors, or to other intentional radiators which, in accordance with §15.31(d), must be measured at the installation site. However, the installer shall be responsible for ensuring that the proper antenna is employed so that the limits in this part are not exceeded.

10.2. Antenna Connector Construction

Antenna Connector Construction	
☐	The use of a permanently attached antenna
☐	The antenna use of a unique coupling to the intentional radiator
☒	The use of a nonstandard antenna jack or electrical connector
Please refer to the attached document “Internal Photograph” to show the antenna connector.	

The End