# 1. Duty Cycle

## 1.1 Ant1

### 1.1.1 Test Result

| Ant1 | | | | | | | |
|---|---|---|---|---|---|---|---|
| Mode | TX Type | Frequency (MHz) | T_on (ms) | Period (ms) | Duty Cycle (%) | Duty Cycle Correction Factor (dB) | Max. DC Variation (%) |
| 1M | SISO | 2402 | 0.390 | 0.625 | 62.40 | 2.05 | 0.03 |
| | | 2440 | 0.391 | 0.625 | 62.56 | 2.04 | 0.03 |
| | | 2480 | 0.409 | 0.625 | 65.44 | 1.84 | 0.06 |

## 1.1.2 Test Graph

1M_LCH_2402MHz_Ant1_NTNV

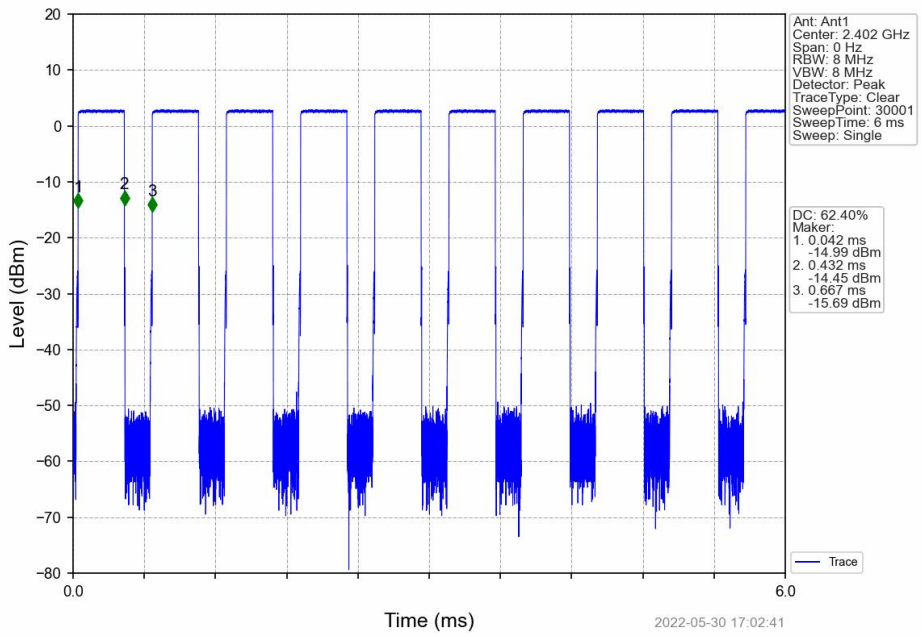


1M_MCH_2440MHz_Ant1_NTNV

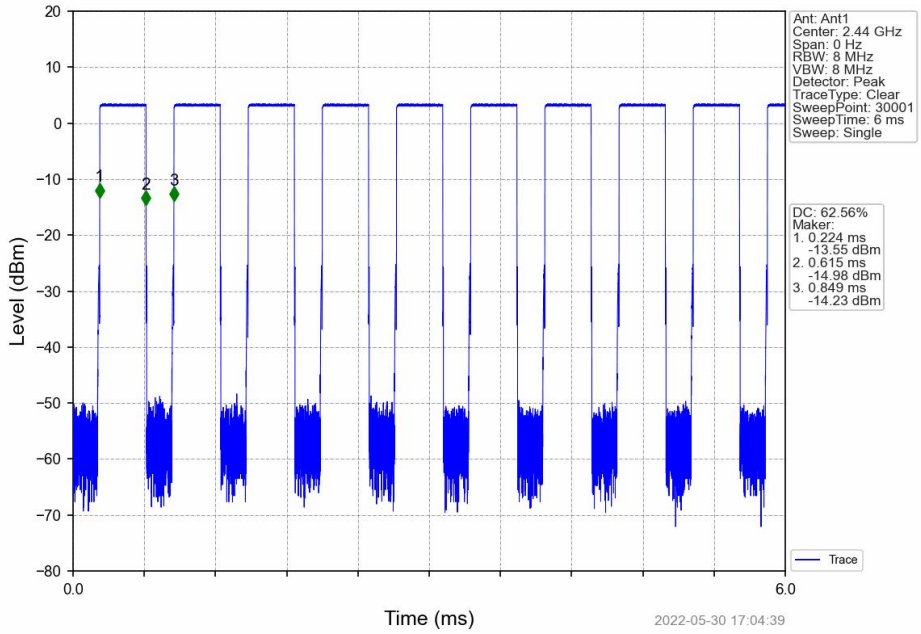

1M_HCH_2480MHz_Ant1_NTNV

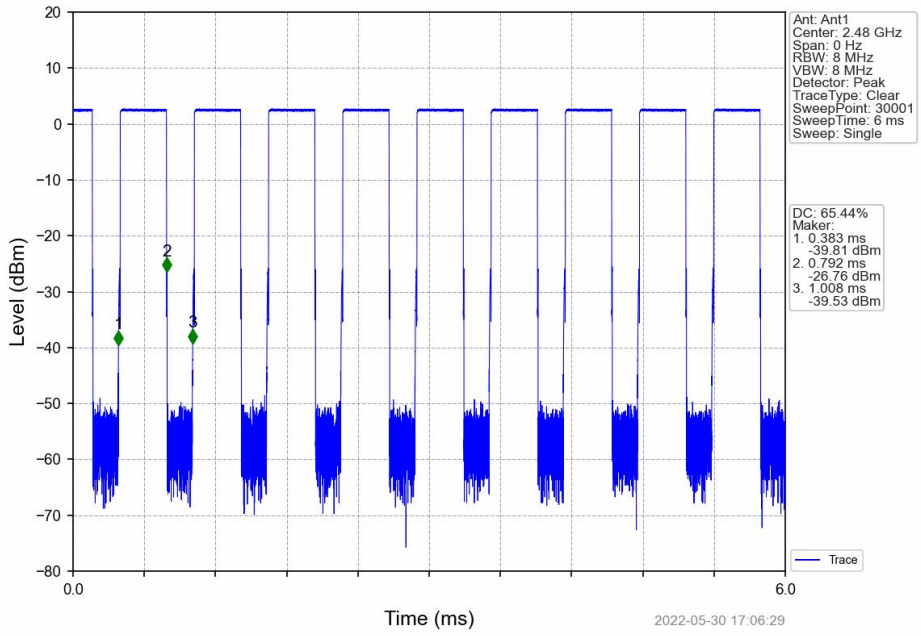

# 2. Bandwidth

## 2.1 OBW

### 2.1.1 Test Result

| Mode | TX Type | Frequency (MHz) | ANT | 99% Occupied Bandwidth (MHz) | Verdict |
|---|---|---|---|---|---|
| | | | | Result | |
| 1M | SISO | 2402 | 1 | 1.060 | Pass |
| | | 2440 | 1 | 1.060 | Pass |
| | | 2480 | 1 | 1.062 | Pass |

## 2.1.2 Test Graph

1M_LCH_2402MHz_Ant1_NTNV

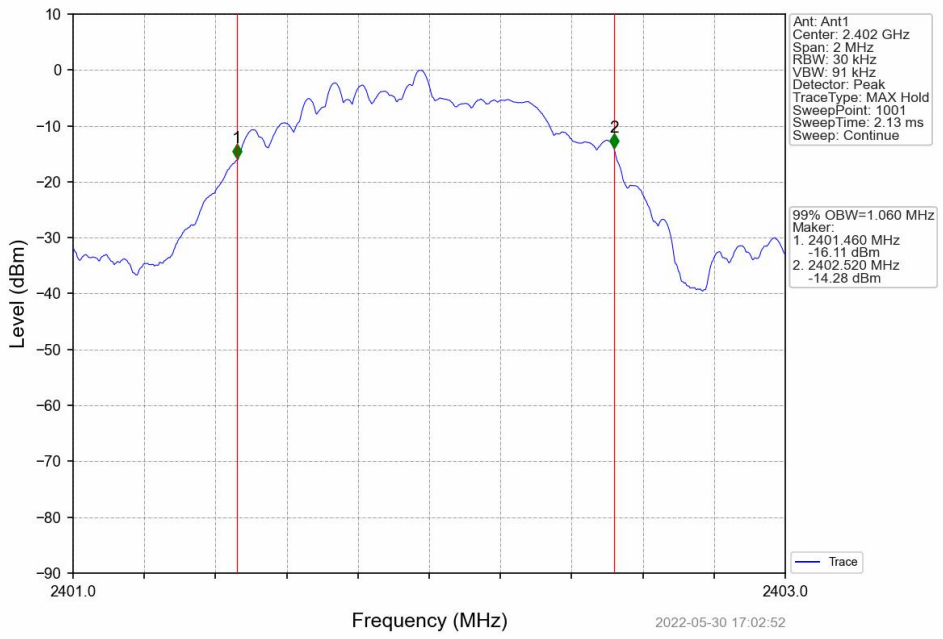


1M_MCH_2440MHz_Ant1_NTNV

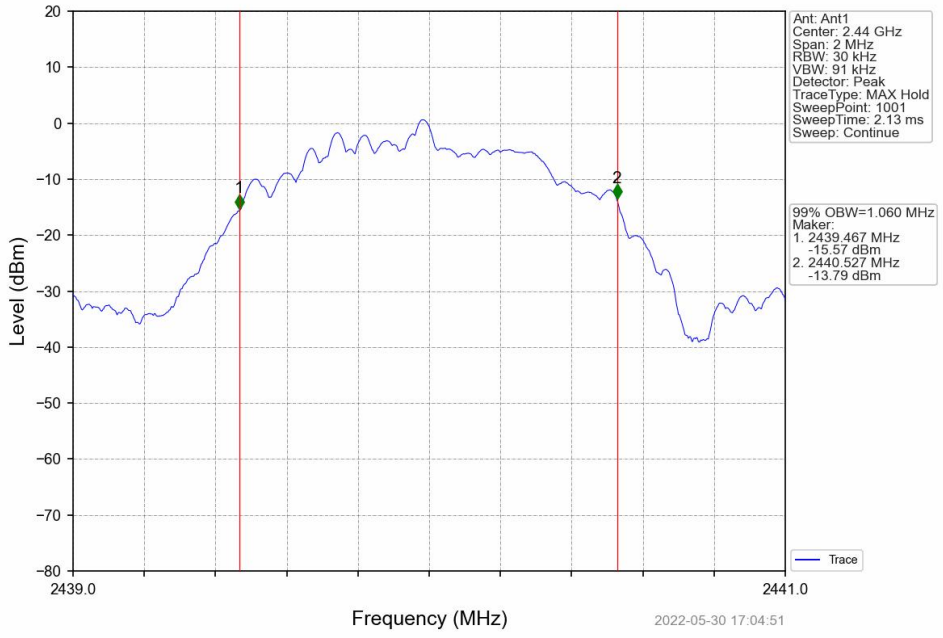

1M_HCH_2480MHz_Ant1_NTNV

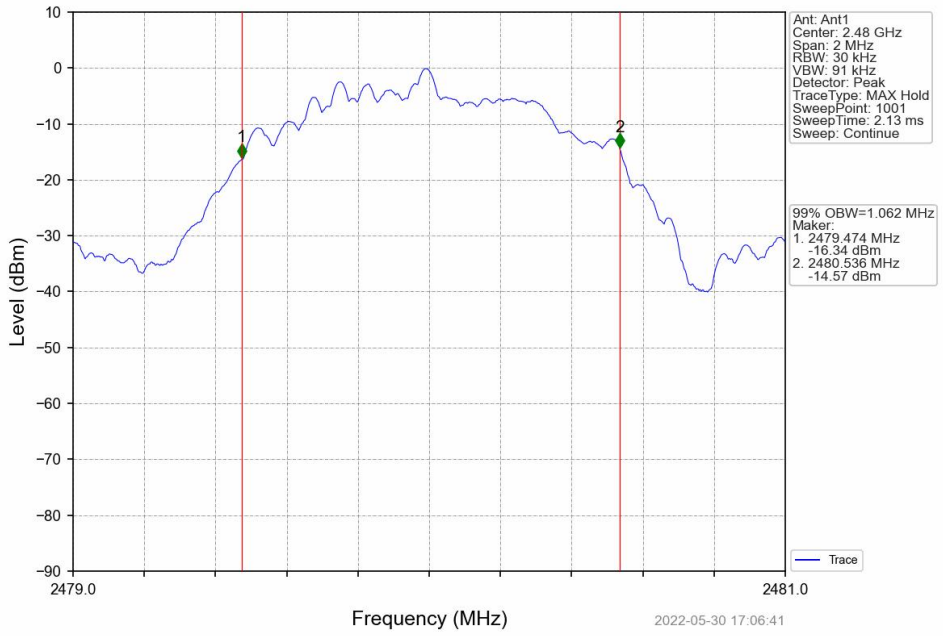

## 2.2 6dB BW

### 2.2.1 Test Result

| Mode | TX Type | Frequency (MHz) | ANT | 6dB Bandwidth (MHz) | | Verdict |
|---|---|---|---|---|---|---|
| | | | | Result | Limit | |
| 1M | SISO | 2402 | 1 | 0.721 | >=0.5 | Pass |
| | | 2440 | 1 | 0.718 | >=0.5 | Pass |
| | | 2480 | 1 | 0.717 | >=0.5 | Pass |

## 2.2.2 Test Graph

1M_LCH_2402MHz_Ant1_NTNV

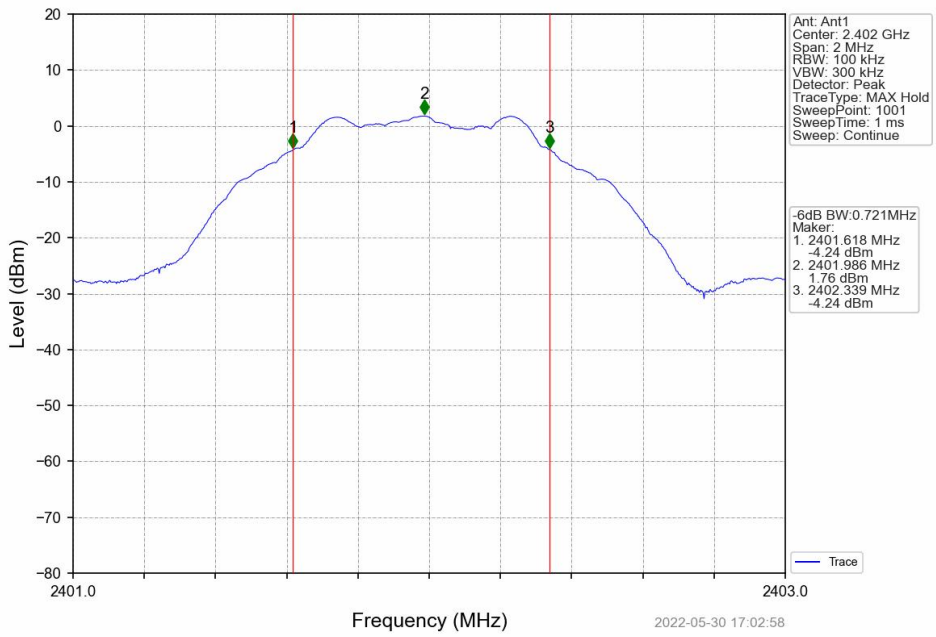


1M_MCH_2440MHz_Ant1_NTNV

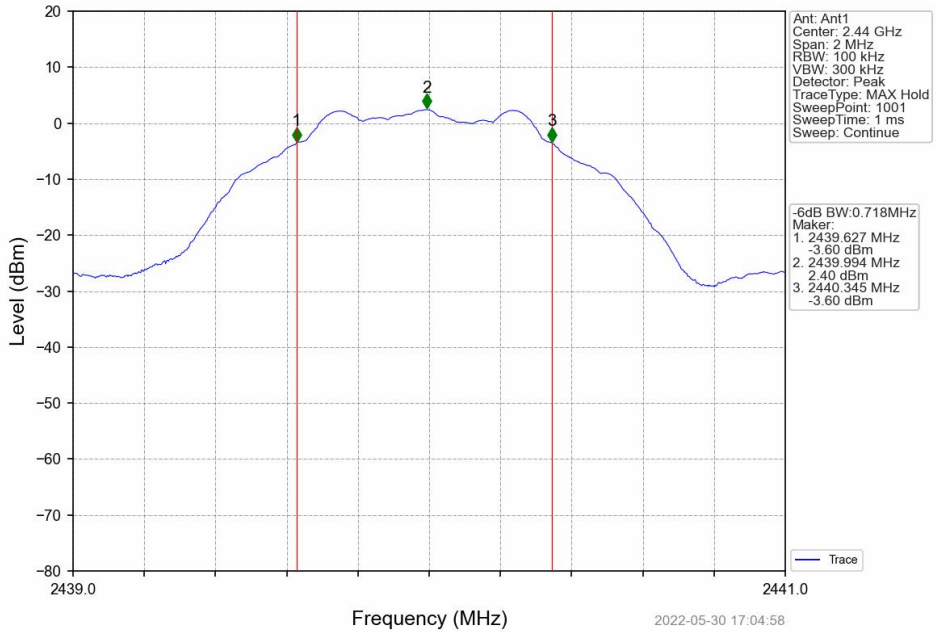

1M_HCH_2480MHz_Ant1_NTNV

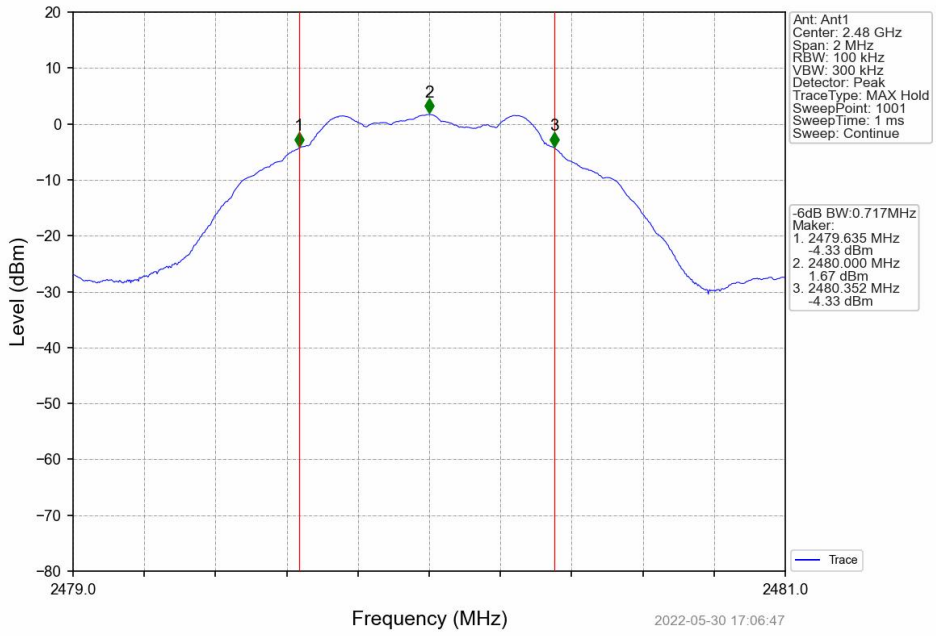

# 3. Maximum Conducted Output Power

## 3.1 Power

### 3.1.1 Test Result

| Mode | TX Type | Frequency (MHz) | Maximum Peak Conducted Output Power (dBm) | | Verdict |
|---|---|---|---|---|---|
| | | | ANT1 | Limit | |
| 1M | SISO | 2402 | 2.76 | <=30 | Pass |
| | | 2440 | 3.35 | <=30 | Pass |
| | | 2480 | 2.62 | <=30 | Pass |
| Note1: Antenna Gain: Ant1: 2.75dBi; | | | | | |

## 3.1.2 Test Graph

1M_LCH_2402MHz_Ant1_NTNV

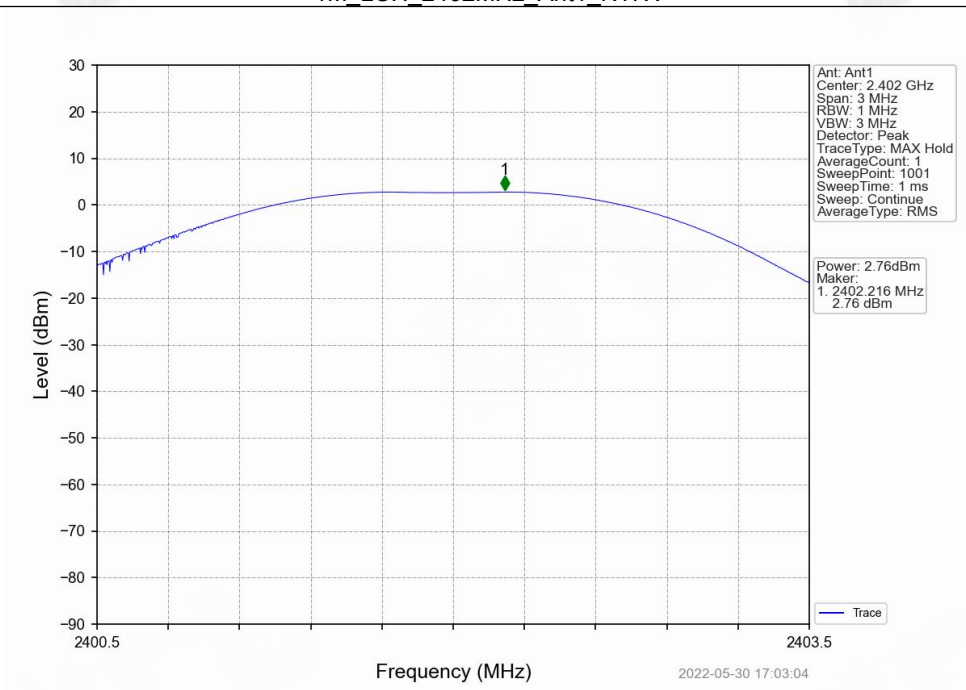


1M_MCH_2440MHz_Ant1_NTNV

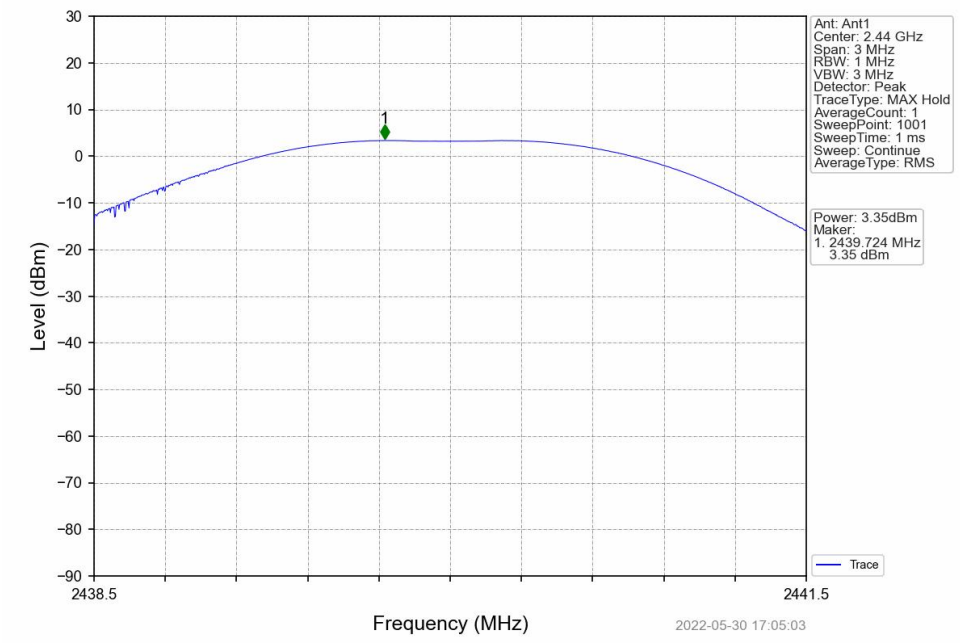

1M_HCH_2480MHz_Ant1_NTNV

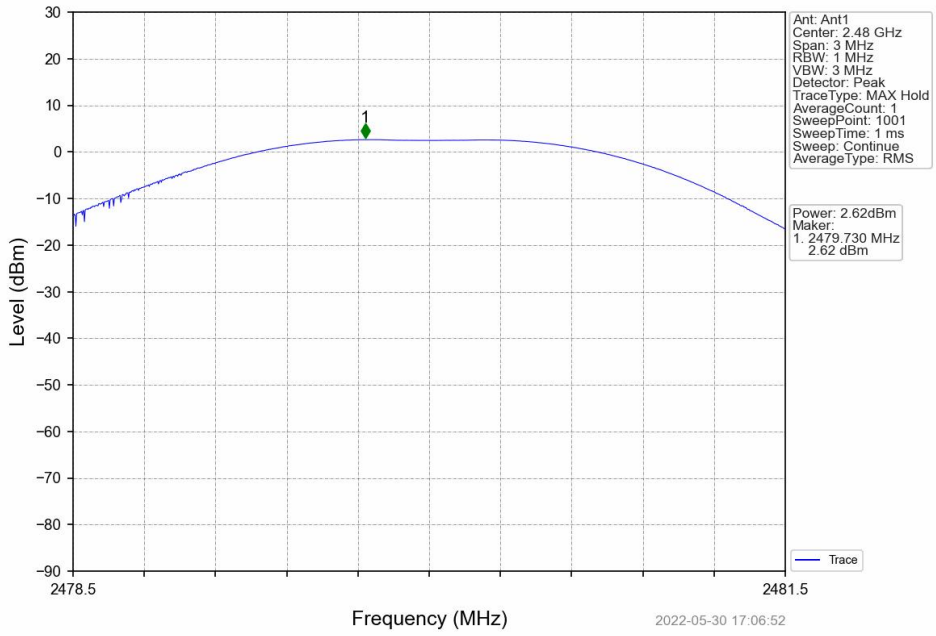

# 4. Maximum Power Spectral Density

## 4.1 PSD

### 4.1.1 Test Result

| Mode | TX Type | Frequency (MHz) | Maximum PSD (dBm/3kHz) | | Verdict |
|---|---|---|---|---|---|
| | | | ANT1 | Limit | |
| 1M | SISO | 2402 | -11.49 | <=8 | Pass |
| | | 2440 | -10.89 | <=8 | Pass |
| | | 2480 | -11.58 | <=8 | Pass |
| Note1: Antenna Gain: Ant1: 2.75dBi; | | | | | |

## 4.1.2 Test Graph

1M_LCH_2402MHz_Ant1_NTNV

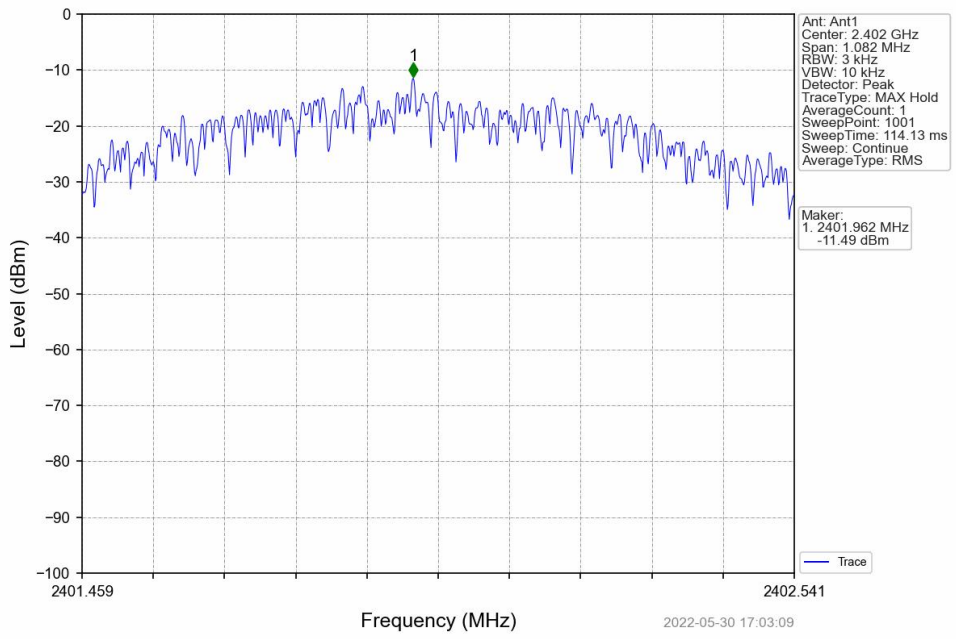


1M_MCH_2440MHz_Ant1_NTNV

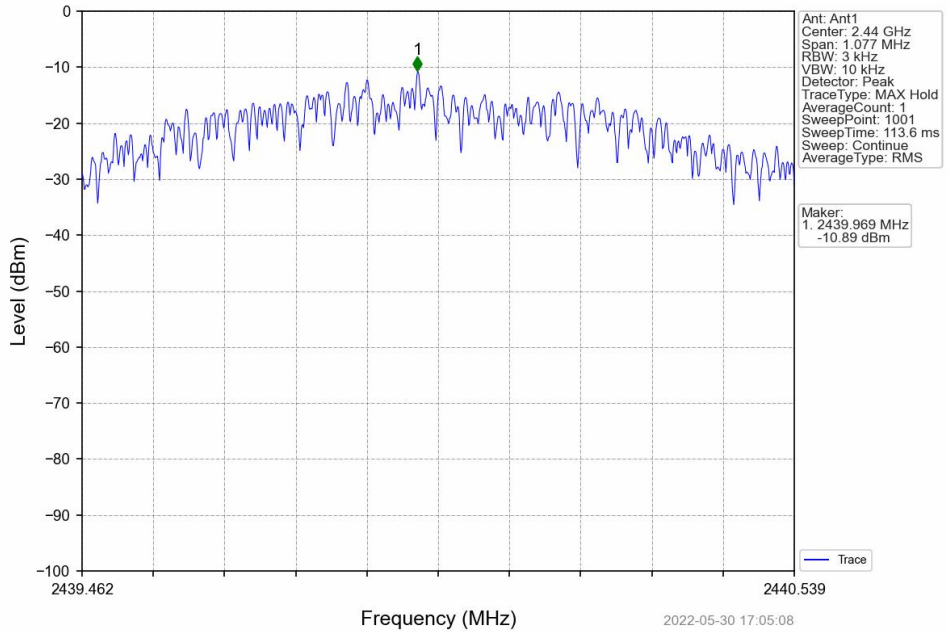

1M_HCH_2480MHz_Ant1_NTNV

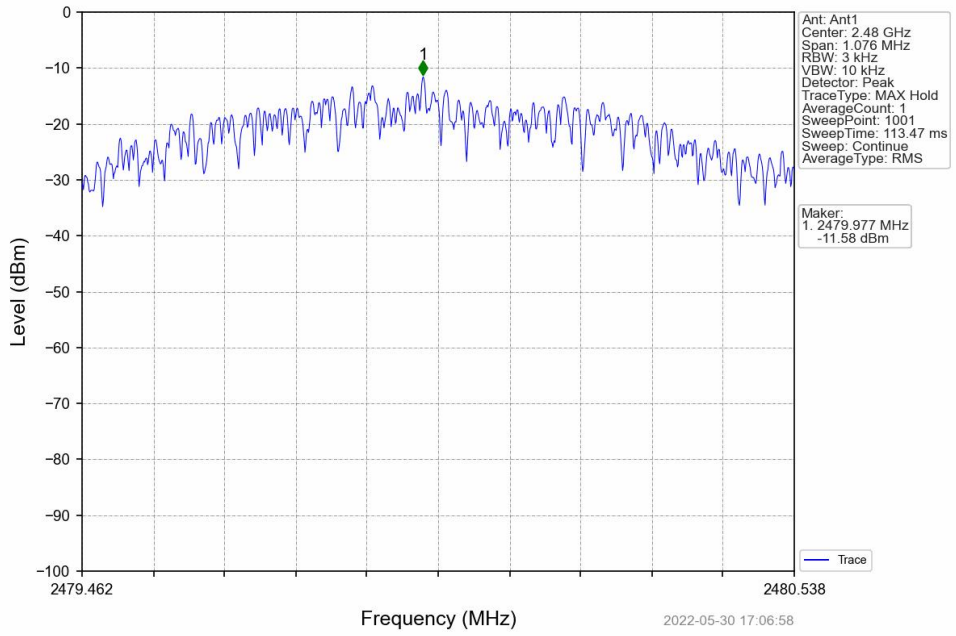

# 5. Unwanted Emissions In Non-restricted Frequency Bands

## 5.1 Ref

### 5.1.1 Test Result

| Mode | TX Type | Frequency (MHz) | ANT | Level of Reference (dBm) |
|---|---|---|---|---|
| 1M | SISO | 2402 | 1 | 1.75 |
| | | 2440 | 1 | 2.38 |
| | | 2480 | 1 | 1.66 |
| Note1: Refer to FCC Part 15.247 (d) and ANSI C63.10-2013, the channel contains the maximum PSD level was used to establish the reference level.<br>Note2: RBW = 1MHz was used during the pre-test. The final test will be performed at RBW=100kHz while the margin is less than 3dB. | | | | |

## 5.1.2 Test Graph

1M_LCH_2402MHz_Ant1_NTNV

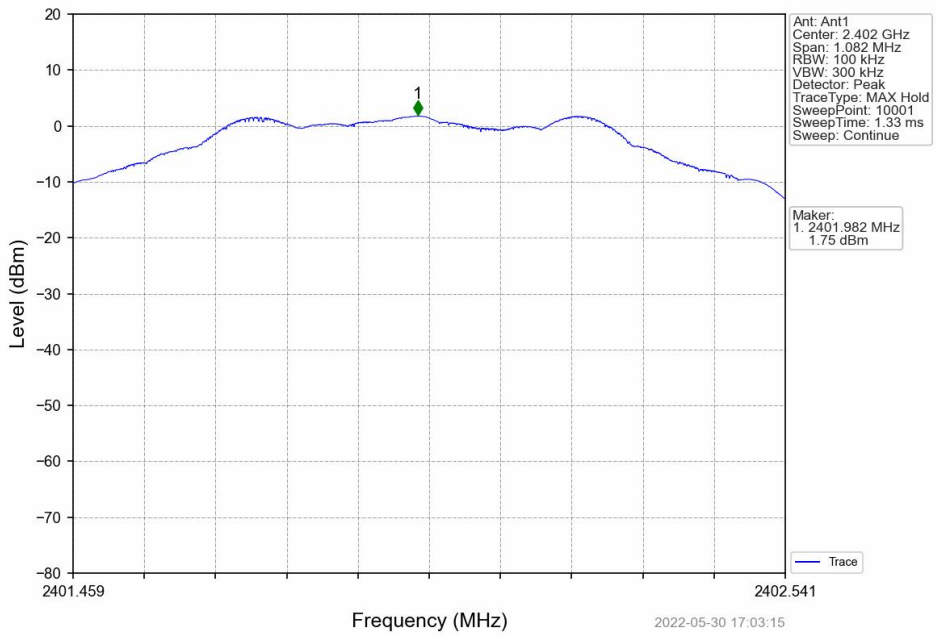


1M_MCH_2440MHz_Ant1_NTNV

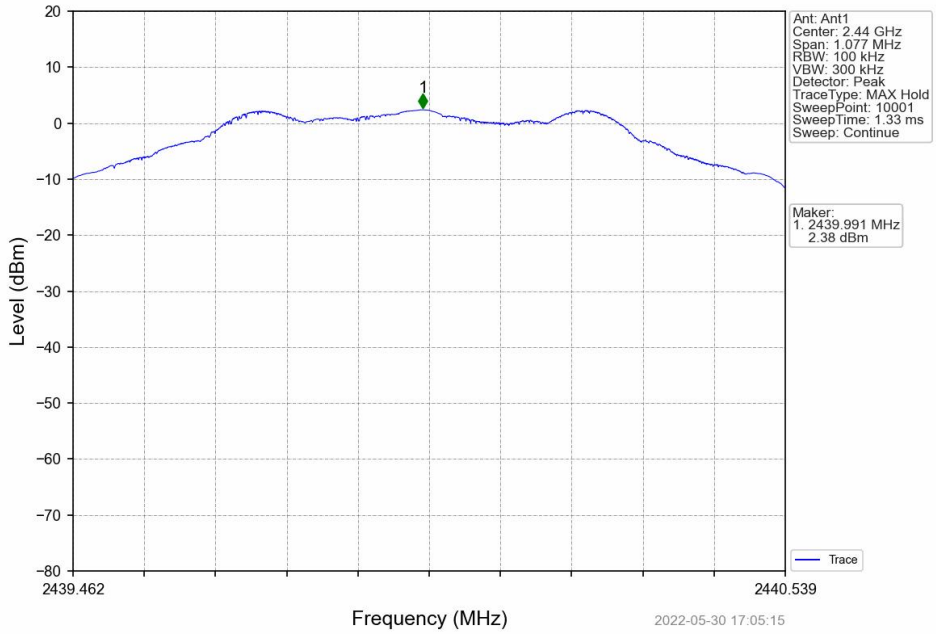

1M_HCH_2480MHz_Ant1_NTNV

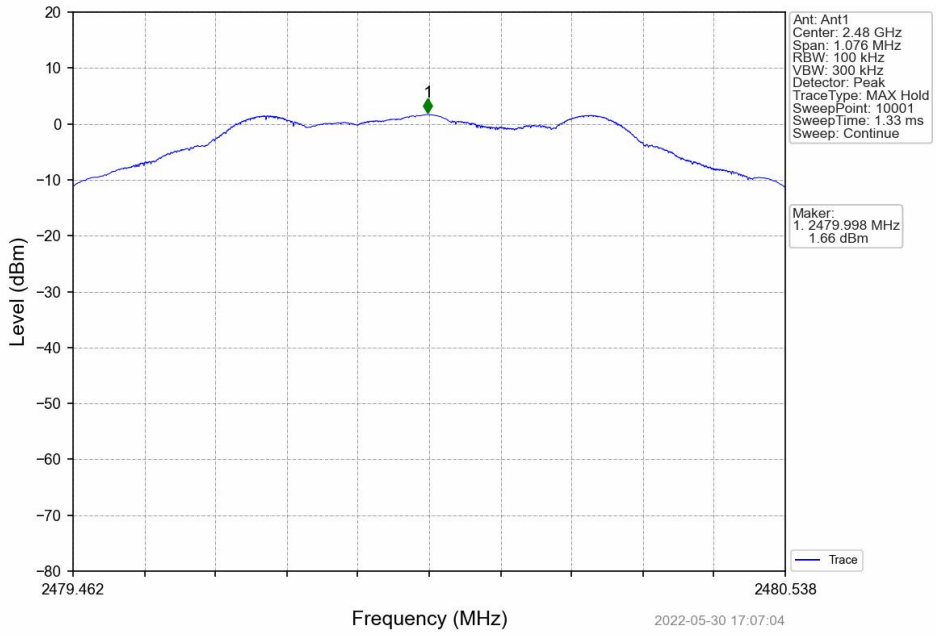

## 5.2 CSE

### 5.2.1 Test Result

| Mode | TX Type | Frequency (MHz) | ANT | Level of Reference (dBm) | Limit (dBm) | Verdict |
|---|---|---|---|---|---|---|
| 1M | SISO | 2402 | 1 | 2.38 | -17.62 | Pass |
| | | 2440 | 1 | 2.38 | -17.62 | Pass |
| | | 2480 | 1 | 2.38 | -17.62 | Pass |
| Note1: Refer to FCC Part 15.247 (d) and ANSI C63.10-2013, the channel contains the maximum PSD level was used to establish the reference level.<br>Note2: RBW = 1MHz was used during the pre-test. The final test will be performed at RBW=100kHz while the margin is less than 3dB. | | | | | | |

## 5.2.2 Test Graph

1M_LCH_2402MHz_Ant1_NTNV

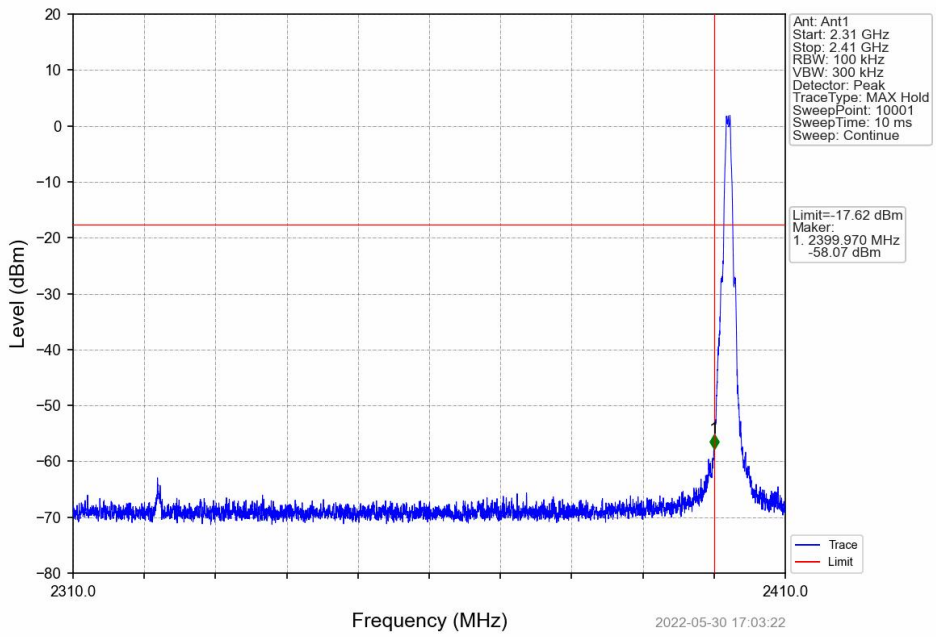


1M_LCH_2402MHz_Ant1_NTNV

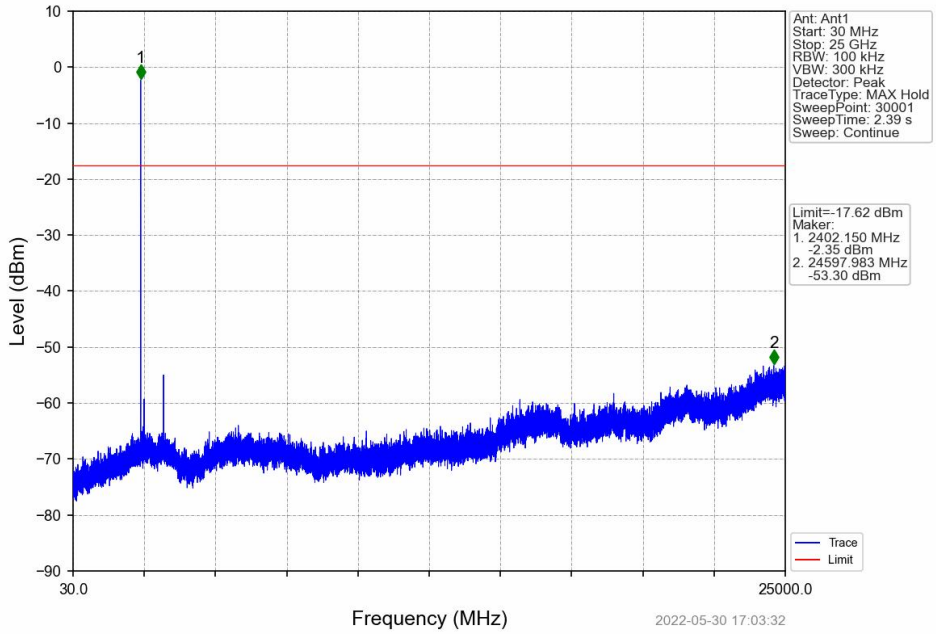

1M_MCH_2440MHz_Ant1_NTNV

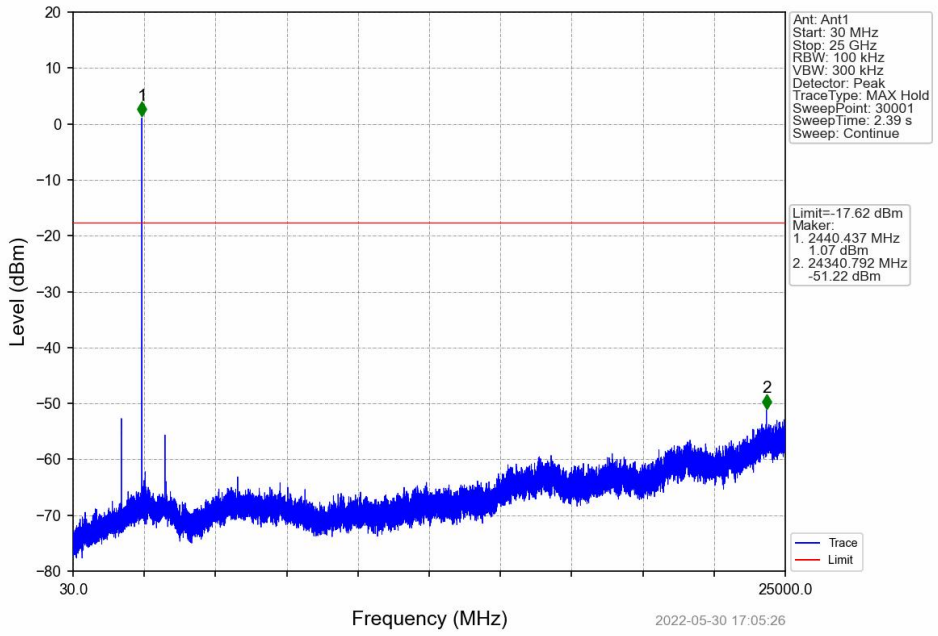


1M_HCH_2480MHz_Ant1_NTNV

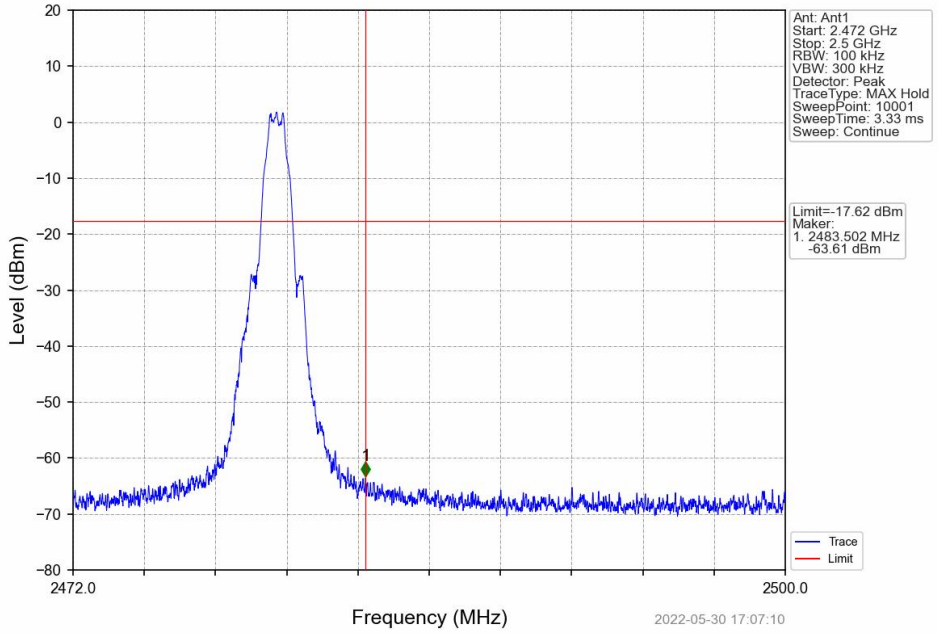

1M_HCH_2480MHz_Ant1_NTNV

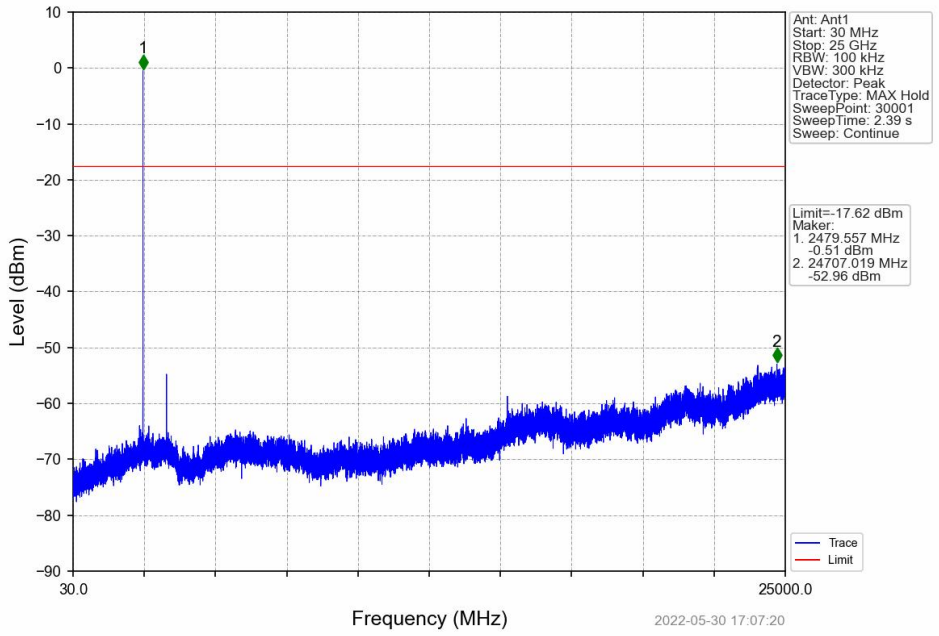

# 6. Form731

## 6.1 Form731

### 6.1.1 Test Result

| Lower Freq (MHz) | High Freq (MHz) | MAX Power (W) | MAX Power (dBm) |
|---|---|---|---|
| 2402 | 2480 | 0.0022 | 3.35 |