小米無線鼠標使用說明
Mi Wireless Mouse User Manual

小米無線鼠標
Mi Wireless Mouse

使用產品前請仔細閱讀本使用說明書並妥善保管
Please read the user manual carefully before using this product and keep the manual for future reference.

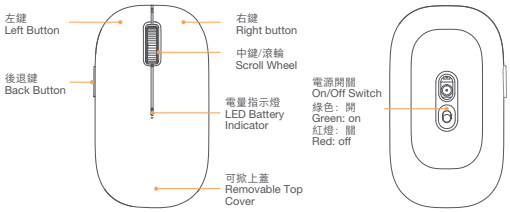

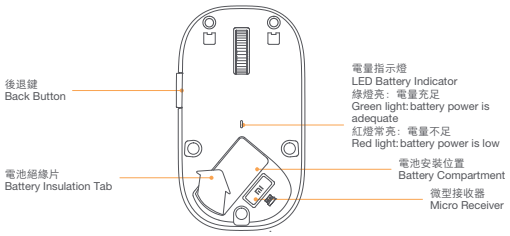

快速使用指南
Quick Start

1. 掀開鼠標上蓋
Open the top cover of Mi Wireless Mouse

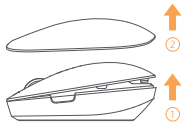

a. 先將上蓋的後半部分掀開成10° 角；
Lift the rear end to an angle of 10°
b. 再掀開前半部分，平行打開上蓋。
lift the front end to open the top cover

2. 拔出電池絕緣片
Remove the battery insulation tab

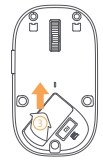

3. 拔出電池絕緣片
Take out the micro receiver

4. 插入電腦 USB 接口
Plug the micro receiver into the USB port of your computer

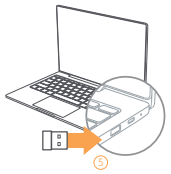

5. 關閉鼠標上蓋
Reattach the top cover onto Mi Wireless Mouse

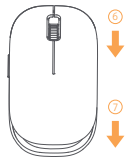

a. 先將上蓋的前半部分扣上
Reattach the front end first
b. 再將上蓋的後半部分合上
the rear end next to close the top cover

6. 向下撥動電源開關
Switch on Mi Wireless Mouse

打開電源開關，可通過電量指示燈查看電量。
Switch on Mi Wireless Mouse. Check power level via the battery indicator.

Font: Helvetica Neue LT Std 55 Roman
Size: 70*95mm 冷灰11C+1505C

警告
- 倘若有任何液體不小心進入產品內時，請立即斷開與電腦連接并移開此產品。繼續使用可能會引起起火或觸電，請聯繫代理商或最近的客服中心。
- 任何時間都不可將鐳射光束直射眼睛。
- 請勿將此產品放置于熱源附近或是直接暴露在爐火旁。
- 除了使用說明書有特別標示的操作外，請勿嘗試拆卸或更換鼠標內零件。

Warning

If any liquid enters the mouse, disconnect it from your computer immediately to prevent fire or electric shock, and get in touch with local agents or customer service to attend the matter.
Do not direct the laser beam to your eyes under any circumstances.
Keep away from fire or any kind of heat sources.
Do not attempt to dismantle or replace internal parts unless what's explicitly instructed in the user manual.

EU Declaration of Conformity

CE WE Xiaomi Inc., Hereby, declares that this equipment is in compliance with the applicable Directives and European Norms, and amendments.

WEEE Disposal and Recycling Information

Correct Disposal of this product. This marking indicates that this product should not be disposal with other household wastes through out the EU. To prevent possible harm to the environment or human health from uncontrolled waste disposal, recycle it responsible to promote the sustainable reuse of materials resources. To return your used device, please use the return and collection systems or contact the retailer where the product was purchased. They can take this product for environmental safe recycling.

Regulatory Notice for Users in EU
Hereby,Xiaomi Inc., declares that the wireless equipment is in compliance with the essential requirements and other relevant provisions of Directive 1999/5/EC。

Federal communications Commission Declaration of Conformity

FC This device complies with Part 15 of the FCC Rules.
Operation is subject to the following two conditions:
(1)This device may not cause harmful interference, and
(2)This device must accept any interference received, including interference that may cause undesired operation.

Regulatory notice for users in USA
USA- Federal Communications Commission (FCC)
This device is granted with following FCC ID by Federal Communications Commission (FCC)

Changes or modifications not expressly approved by the party responsible for compliance could void the user's authority to operate the equipment

NOTE:THE MANUFACTURER IS NOT RESPONSIBLE FOR ANY RADIO OR TV INTERFERENCE CAUSED BY UNAUTHORIZED MODIFICATIONS TO THIS EQUIPMENT.SUCH MODIFICATIONS COULD VOID THE USER'S AUTHORITY TO OPERATE THE EQUIPMENT.

NOTE: This equipment has been tested and found to comply with the limits for a Class B digital device, pursuant to Part 15 of the FCC Rules. These limits are designed to provide reasonable protection against harmful interference in a residential installation. This equipment generates, uses and can radiate radio frequency energy and, if not installed and used in accordance with the instructions, may cause harmful interference to radio communications. However, there is no guarantee that interference will not occur in a particular installation. If this equipment does cause harmful interference to radio or television reception, which can be determined by turning the equipment off and on, the user is encouraged to try to correct the interference by one or more of the following measures:

-- Reorient or relocate the receiving antenna.
-- Increase the separation between the equipment and receiver.
-- Connect the equipment into an outlet on a circuit different from that to which the receiver is connected.
-- Consult the dealer or an experienced radio/TV technician for help.

FCC ID: xxxxx-xxxxxxxxxx

10

基本參數/Specifications

產品名稱/Name: 小米無線鼠標/Mi Wireless Mouse
產品型號/Model: WSB01TM
工作方式/Type: 光電/Optical
輸入方式/Wireless connection: 2.4GHz
接收距離/Wireless range: 10m
分辨率/Resolution: 1200dpi
按鍵數/Button number: 4
後退鍵/Back Button: 瀏覽器後退導航支持（Windows 系統可用）
support going back a page in a Windows browser
電池使用壽/Battery Life: 12個月（電池使用壽命依用戶及計算條件而已）
12 months (may vary based on user and computer conditions)
工作溫度/Operating temperature: 0℃-40℃
內含/Package contents: 小米無線鼠標、微型接收器、說明書
Mi Wireless Mouse, Micro Receiver, User Manual,
適用系統/Compatible with: Windows 7/8/10, Mac OS X10.8 or above, and Chrome OS

委託方/Principal: Xiaomi Communications Co., Ltd
製造商/Manufacturer: Timi Personal Computing Co., Ltd.(a Mi Ecosystem Company)
地址/Address: No.3, 11th floor, The Rainbow City Office Building, 68 Qinghe Mid Street, Haidian District, Beijing, China

售後信息 (Aftersales Care):
http://www.mi.com/hk/service/
852 3001-1888
*僅適用於香港市場 (Intended for HK market use only)

感謝使用小米無線鼠標
Thank you for purchasing Mi Wireless Mouse