LTE Band 7 / 15MHz

Lowest Channel / QPSK

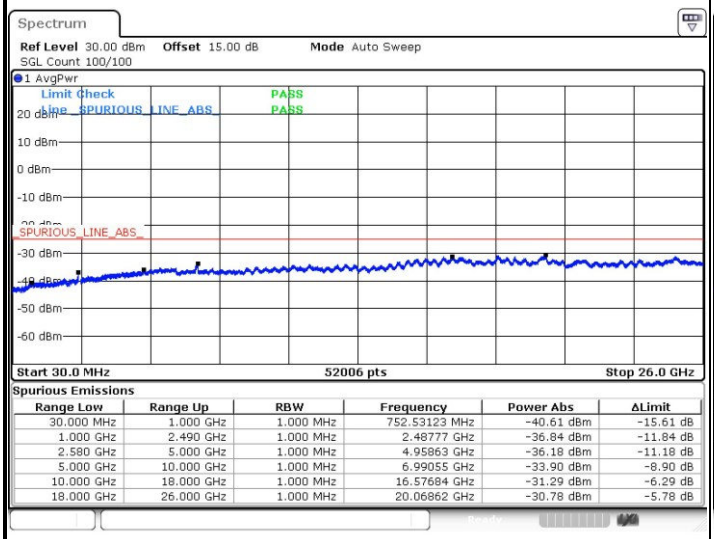

Spurious Emissions

Range Low	Range Up	RBW	Frequency	Power Abs	ΔLimit
30.000 MHz	1.000 GHz	1.000 MHz	752.53123 MHz	-40.61 dBm	-15.61 dB
1.000 GHz	2.490 GHz	1.000 MHz	2.48777 GHz	-36.84 dBm	-11.84 dB
2.580 GHz	5.000 GHz	1.000 MHz	4.95863 GHz	-36.18 dBm	-11.18 dB
5.000 GHz	10.000 GHz	1.000 MHz	6.99055 GHz	-33.90 dBm	-8.90 dB
10.000 GHz	18.000 GHz	1.000 MHz	16.57684 GHz	-31.29 dBm	-6.29 dB
18.000 GHz	26.000 GHz	1.000 MHz	20.06862 GHz	-30.78 dBm	-5.78 dB

Date: 3.JUL.2017 18:04:25

Lowest Channel / 16QAM

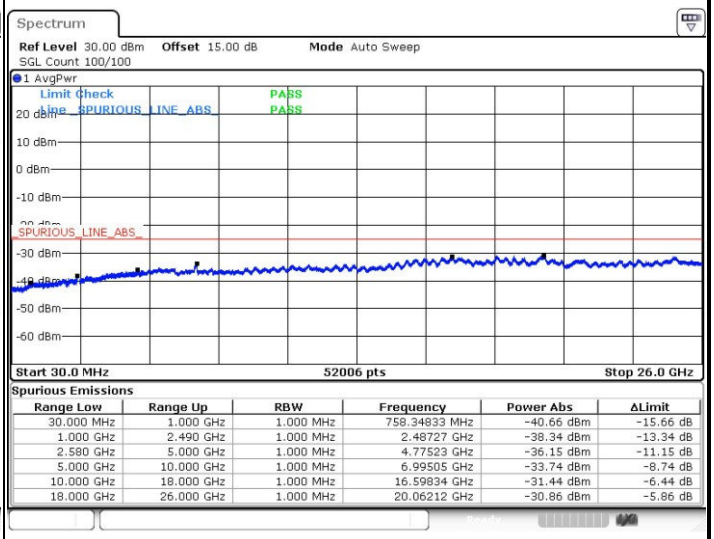

Spurious Emissions

Range Low	Range Up	RBW	Frequency	Power Abs	ΔLimit
30.000 MHz	1.000 GHz	1.000 MHz	758.34833 MHz	-40.66 dBm	-15.66 dB
1.000 GHz	2.490 GHz	1.000 MHz	2.48727 GHz	-38.34 dBm	-13.34 dB
2.580 GHz	5.000 GHz	1.000 MHz	4.77523 GHz	-36.15 dBm	-11.15 dB
5.000 GHz	10.000 GHz	1.000 MHz	6.99505 GHz	-33.74 dBm	-8.74 dB
10.000 GHz	18.000 GHz	1.000 MHz	16.59834 GHz	-31.44 dBm	-6.44 dB
18.000 GHz	26.000 GHz	1.000 MHz	20.06212 GHz	-30.86 dBm	-5.86 dB

Date: 3.JUL.2017 18:05:20

Middle Channel / QPSK

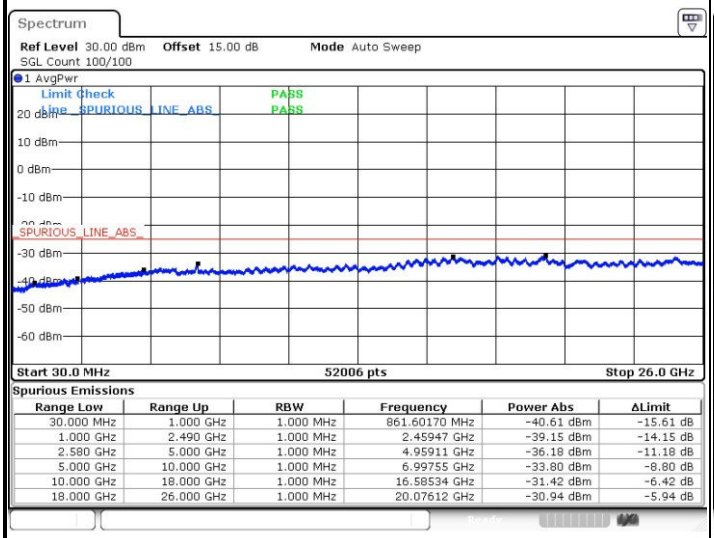

Spurious Emissions

Range Low	Range Up	RBW	Frequency	Power Abs	ΔLimit
30.000 MHz	1.000 GHz	1.000 MHz	861.60170 MHz	-40.61 dBm	-15.61 dB
1.000 GHz	2.490 GHz	1.000 MHz	2.45947 GHz	-39.15 dBm	-14.15 dB
2.580 GHz	5.000 GHz	1.000 MHz	4.95911 GHz	-36.18 dBm	-11.18 dB
5.000 GHz	10.000 GHz	1.000 MHz	6.99755 GHz	-33.80 dBm	-8.80 dB
10.000 GHz	18.000 GHz	1.000 MHz	16.58534 GHz	-31.42 dBm	-6.42 dB
18.000 GHz	26.000 GHz	1.000 MHz	20.07612 GHz	-30.94 dBm	-5.94 dB

Date: 3.JUL.2017 18:06:57

Middle Channel / 16QAM

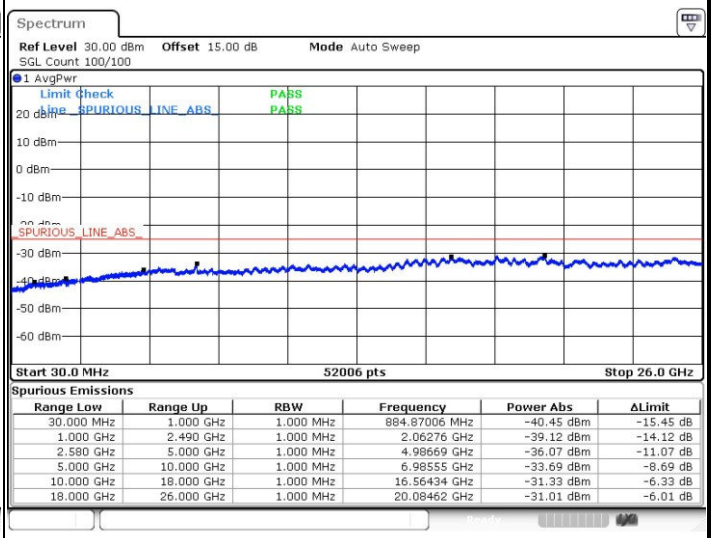

Spurious Emissions

Range Low	Range Up	RBW	Frequency	Power Abs	ΔLimit
30.000 MHz	1.000 GHz	1.000 MHz	884.87006 MHz	-40.45 dBm	-15.45 dB
1.000 GHz	2.490 GHz	1.000 MHz	2.06276 GHz	-39.12 dBm	-14.12 dB
2.580 GHz	5.000 GHz	1.000 MHz	4.98669 GHz	-36.07 dBm	-11.07 dB
5.000 GHz	10.000 GHz	1.000 MHz	6.98555 GHz	-33.69 dBm	-8.69 dB
10.000 GHz	18.000 GHz	1.000 MHz	16.56434 GHz	-31.33 dBm	-6.33 dB
18.000 GHz	26.000 GHz	1.000 MHz	20.08462 GHz	-31.01 dBm	-6.01 dB

Date: 3.JUL.2017 18:07:52

LTE Band7 / 15MHz

Highest Channel / QPSK

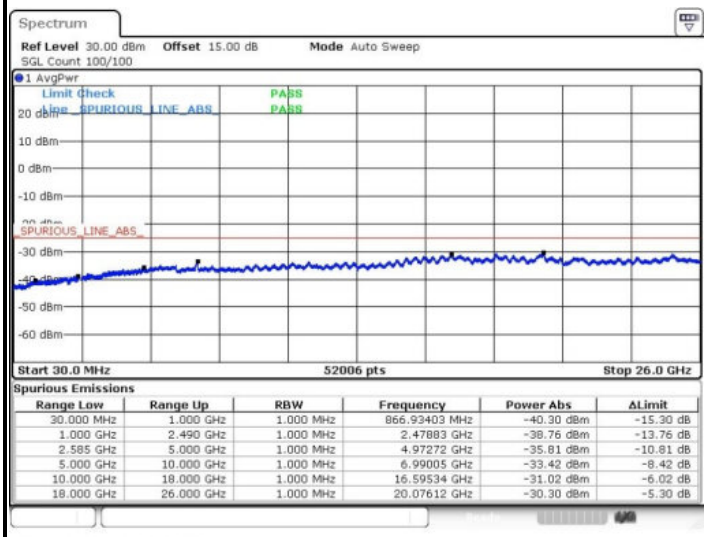

Spurious Emissions

Range Low	Range Up	RBW	Frequency	Power Abs	ΔLimit
30.000 MHz	1.000 GHz	1.000 MHz	866.93403 MHz	-40.30 dBm	-15.30 dB
1.000 GHz	2.490 GHz	1.000 MHz	2.47883 GHz	-38.76 dBm	-13.76 dB
2.585 GHz	5.000 GHz	1.000 MHz	4.97272 GHz	-35.81 dBm	-10.81 dB
5.000 GHz	10.000 GHz	1.000 MHz	6.99005 GHz	-33.42 dBm	-8.42 dB
10.000 GHz	18.000 GHz	1.000 MHz	16.59534 GHz	-31.02 dBm	-6.02 dB
18.000 GHz	26.000 GHz	1.000 MHz	20.07612 GHz	-30.30 dBm	-5.30 dB

Date: 28.JUN.2017 21:23:29

Highest Channel / 16QAM

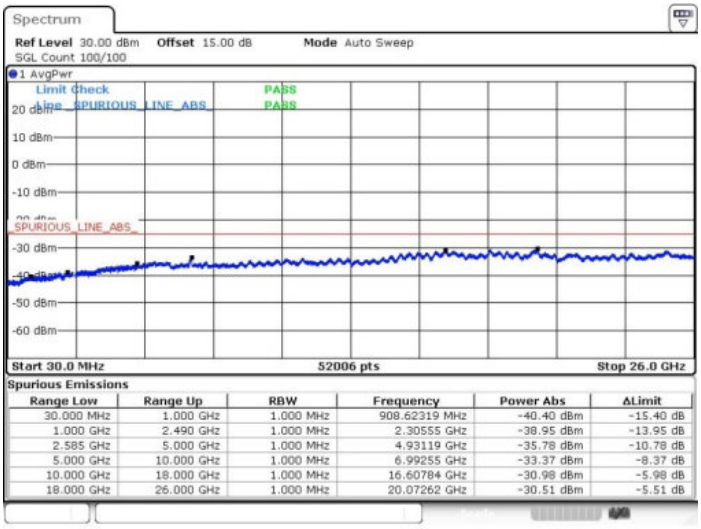

Spurious Emissions

Range Low	Range Up	RBW	Frequency	Power Abs	ΔLimit
30.000 MHz	1.000 GHz	1.000 MHz	908.62319 MHz	-40.40 dBm	-15.40 dB
1.000 GHz	2.490 GHz	1.000 MHz	2.30555 GHz	-38.95 dBm	-13.95 dB
2.585 GHz	5.000 GHz	1.000 MHz	4.93119 GHz	-35.78 dBm	-10.78 dB
5.000 GHz	10.000 GHz	1.000 MHz	6.99255 GHz	-33.37 dBm	-8.37 dB
10.000 GHz	18.000 GHz	1.000 MHz	16.60784 GHz	-30.98 dBm	-5.98 dB
18.000 GHz	26.000 GHz	1.000 MHz	20.07262 GHz	-30.51 dBm	-5.51 dB

Date: 28.JUN.2017 21:24:40

LTE Band 7 / 20MHz

Lowest Channel / QPSK

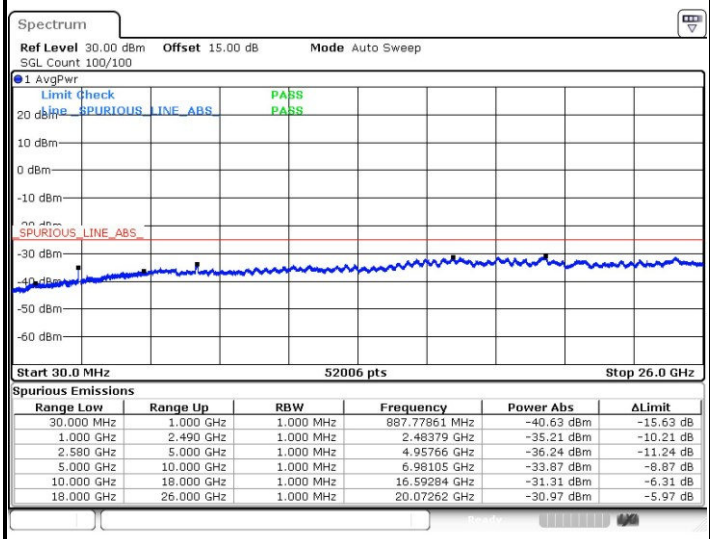

Spurious Emissions

Range Low	Range Up	RBW	Frequency	Power Abs	ΔLimit
30.000 MHz	1.000 GHz	1.000 MHz	887.77861 MHz	-40.63 dBm	-15.63 dB
1.000 GHz	2.490 GHz	1.000 MHz	2.48379 GHz	-35.21 dBm	-10.21 dB
2.580 GHz	5.000 GHz	1.000 MHz	4.95766 GHz	-36.24 dBm	-11.24 dB
5.000 GHz	10.000 GHz	1.000 MHz	6.98105 GHz	-33.87 dBm	-8.87 dB
10.000 GHz	18.000 GHz	1.000 MHz	16.59284 GHz	-31.31 dBm	-6.31 dB
18.000 GHz	26.000 GHz	1.000 MHz	20.07262 GHz	-30.97 dBm	-5.97 dB

Date: 3.JUL.2017 18:21:27

Lowest Channel / 16QAM

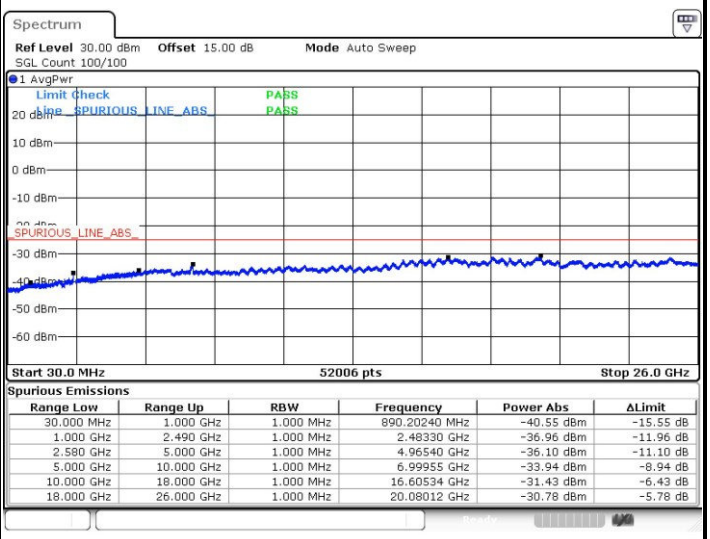

Spurious Emissions

Range Low	Range Up	RBW	Frequency	Power Abs	ΔLimit
30.000 MHz	1.000 GHz	1.000 MHz	890.20240 MHz	-40.55 dBm	-15.55 dB
1.000 GHz	2.490 GHz	1.000 MHz	2.48330 GHz	-36.96 dBm	-11.96 dB
2.580 GHz	5.000 GHz	1.000 MHz	4.96540 GHz	-36.10 dBm	-11.10 dB
5.000 GHz	10.000 GHz	1.000 MHz	6.99955 GHz	-33.94 dBm	-8.94 dB
10.000 GHz	18.000 GHz	1.000 MHz	16.60534 GHz	-31.43 dBm	-6.43 dB
18.000 GHz	26.000 GHz	1.000 MHz	20.08012 GHz	-30.78 dBm	-5.78 dB

Date: 3.JUL.2017 18:22:22

LTE Band 7 / 20MHz

Middle Channel / QPSK

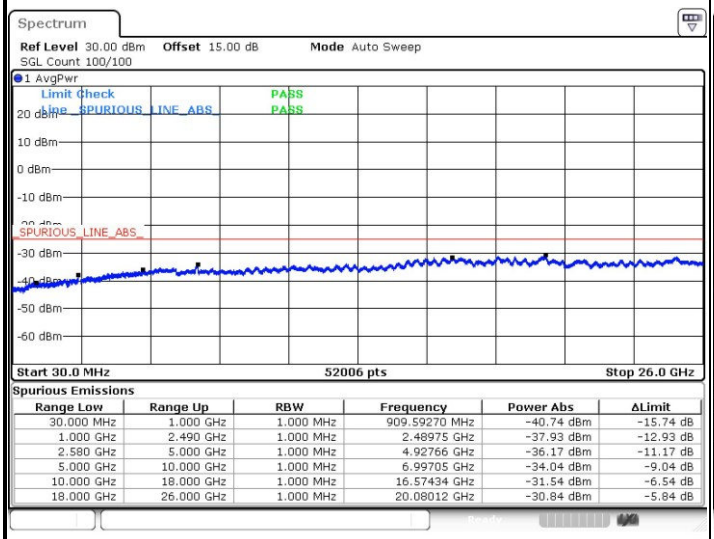

Spurious Emissions

Range Low	Range Up	RBW	Frequency	Power Abs	ΔLimit
30.000 MHz	1.000 GHz	1.000 MHz	909.59270 MHz	-40.74 dBm	-15.74 dB
1.000 GHz	2.490 GHz	1.000 MHz	2.48975 GHz	-37.93 dBm	-12.93 dB
2.580 GHz	5.000 GHz	1.000 MHz	4.92766 GHz	-36.17 dBm	-11.17 dB
5.000 GHz	10.000 GHz	1.000 MHz	6.99705 GHz	-34.04 dBm	-9.04 dB
10.000 GHz	18.000 GHz	1.000 MHz	16.57434 GHz	-31.54 dBm	-6.54 dB
18.000 GHz	26.000 GHz	1.000 MHz	20.08012 GHz	-30.84 dBm	-5.84 dB

Date: 3.JUL.2017 18:23:59

Middle Channel / 16QAM

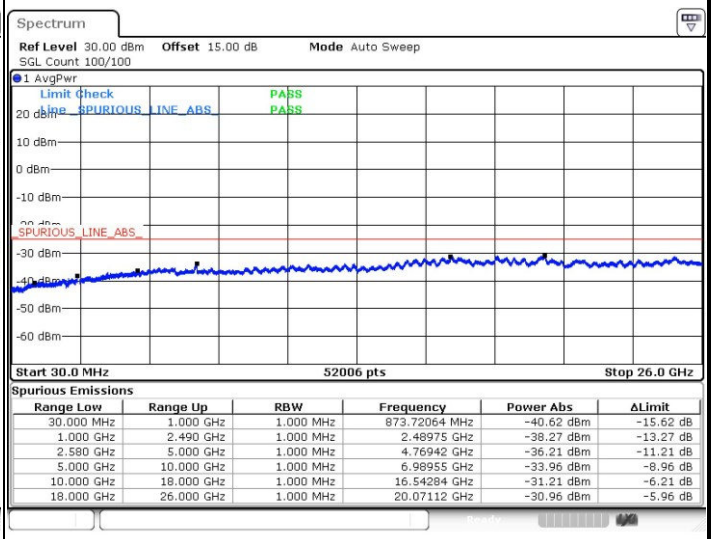

Spurious Emissions

Range Low	Range Up	RBW	Frequency	Power Abs	ΔLimit
30.000 MHz	1.000 GHz	1.000 MHz	873.72064 MHz	-40.62 dBm	-15.62 dB
1.000 GHz	2.490 GHz	1.000 MHz	2.48975 GHz	-38.27 dBm	-13.27 dB
2.580 GHz	5.000 GHz	1.000 MHz	4.76942 GHz	-36.21 dBm	-11.21 dB
5.000 GHz	10.000 GHz	1.000 MHz	6.98955 GHz	-33.96 dBm	-8.96 dB
10.000 GHz	18.000 GHz	1.000 MHz	16.54284 GHz	-31.21 dBm	-6.21 dB
18.000 GHz	26.000 GHz	1.000 MHz	20.07112 GHz	-30.96 dBm	-5.96 dB

Date: 3.JUL.2017 18:24:54

Highest Channel / QPSK

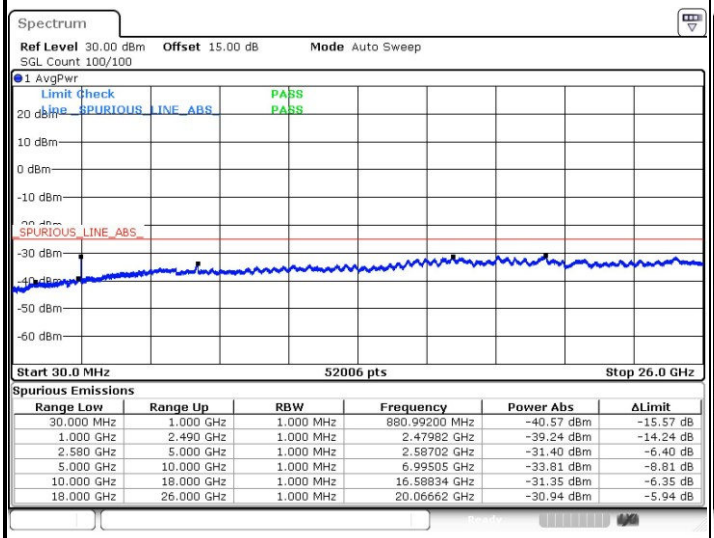

Spurious Emissions

Range Low	Range Up	RBW	Frequency	Power Abs	ΔLimit
30.000 MHz	1.000 GHz	1.000 MHz	880.99200 MHz	-40.57 dBm	-15.57 dB
1.000 GHz	2.490 GHz	1.000 MHz	2.47982 GHz	-39.24 dBm	-14.24 dB
2.580 GHz	5.000 GHz	1.000 MHz	2.58702 GHz	-31.40 dBm	-6.40 dB
5.000 GHz	10.000 GHz	1.000 MHz	6.99505 GHz	-33.81 dBm	-8.81 dB
10.000 GHz	18.000 GHz	1.000 MHz	16.58834 GHz	-31.35 dBm	-6.35 dB
18.000 GHz	26.000 GHz	1.000 MHz	20.06662 GHz	-30.94 dBm	-5.94 dB

Date: 3.JUL.2017 18:31:15

Highest Channel / 16QAM

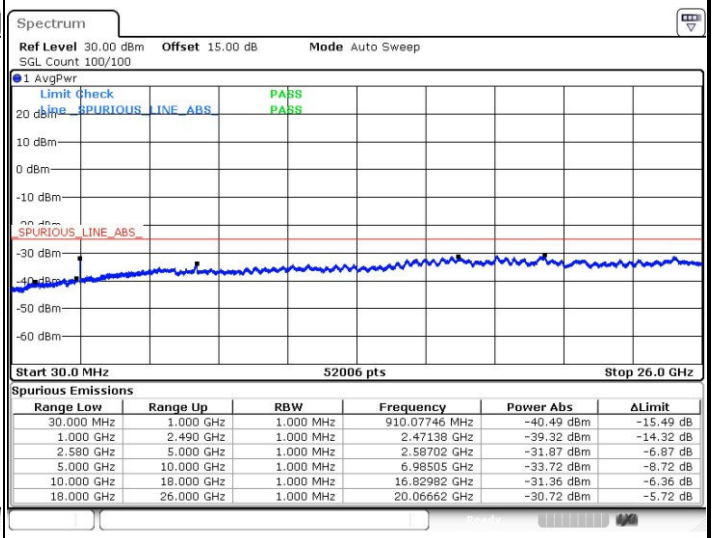

Spurious Emissions

Range Low	Range Up	RBW	Frequency	Power Abs	ΔLimit
30.000 MHz	1.000 GHz	1.000 MHz	910.07746 MHz	-40.49 dBm	-15.49 dB
1.000 GHz	2.490 GHz	1.000 MHz	2.47138 GHz	-39.32 dBm	-14.32 dB
2.580 GHz	5.000 GHz	1.000 MHz	2.58702 GHz	-31.87 dBm	-6.87 dB
5.000 GHz	10.000 GHz	1.000 MHz	6.98505 GHz	-33.72 dBm	-8.72 dB
10.000 GHz	18.000 GHz	1.000 MHz	16.82982 GHz	-31.36 dBm	-6.36 dB
18.000 GHz	26.000 GHz	1.000 MHz	20.06662 GHz	-30.72 dBm	-5.72 dB

Date: 3.JUL.2017 18:32:10

Frequency Stability

Test Conditions		LTE Band 2 (QPSK) / Middle Channel	Limit
Temperature (°C)	Voltage (Volt)	BW 10MHz	Note 2.
		Deviation (ppm)	Result
50	Normal Voltage	0.0027	PASS
40	Normal Voltage	0.0015	
30	Normal Voltage	0.0003	
20(Ref.)	Normal Voltage	0.0000	
10	Normal Voltage	0.0002	
0	Normal Voltage	0.0006	
-10	Normal Voltage	0.0009	
-20	Normal Voltage	0.0013	
-30	Normal Voltage	0.0018	
20	Maximum Voltage	0.0006	
20	Normal Voltage	0.0000	
20	Battery End Point	0.0010	

Note:

1. Normal Voltage =3.8 V.；Battery End Point (BEP) =3.55 V.；Maximum Voltage =4.35 V.
2. Note: The frequency fundamental emissions stay within the authorized frequency block.

Test Conditions		LTE Band 4 (QPSK) / Middle Channel	Limit
Temperature (°C)	Voltage (Volt)	BW 10MHz	Note 2.
		Deviation (ppm)	Result
50	Normal Voltage	0.0017	PASS
40	Normal Voltage	0.0012	
30	Normal Voltage	0.0004	
20(Ref.)	Normal Voltage	0.0000	
10	Normal Voltage	0.0002	
0	Normal Voltage	0.0006	
-10	Normal Voltage	0.0013	
-20	Normal Voltage	0.0016	
-30	Normal Voltage	0.0021	
20	Maximum Voltage	0.0006	
20	Normal Voltage	0.0000	
20	Battery End Point	0.0010	

Note:

1. Normal Voltage =3.8 V.；Battery End Point (BEP) =3.55 V.；Maximum Voltage =4.35 V.
2. Note: The frequency fundamental emissions stay within the authorized frequency block.

Test Conditions		LTE Band 7 (QPSK) / Middle Channel	Limit
Temperature (°C)	Voltage (Volt)	BW 10MHz	Note 2.
		Deviation (ppm)	Result
50	Normal Voltage	0.0017	PASS
40	Normal Voltage	0.0007	
30	Normal Voltage	0.0005	
20(Ref.)	Normal Voltage	0.0000	
10	Normal Voltage	0.0002	
0	Normal Voltage	0.0007	
-10	Normal Voltage	0.0008	
-20	Normal Voltage	0.0011	
-30	Normal Voltage	0.0015	
20	Maximum Voltage	0.0008	
20	Normal Voltage	0.0000	
20	Battery End Point	0.0001	

Note:

1. Normal Voltage =3.8 V.；Battery End Point (BEP) =3.55 V.；Maximum Voltage =4.35 V.
2. Note: The frequency fundamental emissions stay within the authorized frequency block.

Appendix B. Test Results of Radiated Test

Radiated Spurious Emission

LTE Band 2 / 1.4MHz / QPSK / RB Size 1 Offset 0									
Channel	Frequency (MHz)	EIRP (dBm)	Limit (dBm)	Over Limit (dB)	SPA Reading (dBm)	S.G. Power (dBm)	TX Cable loss (dB)	TX Antenna Gain (dBi)	Polarization (H/V)
Middle	3758.92	-51.33	-13	-38.33	-70.94	-59.08	4.85	12.60	H
	5638.38	-58.67	-13	-45.67	-82.12	-66.19	5.58	13.10	H
	7517.84	-54.56	-13	-41.56	-78.08	-59.30	6.56	11.30	H
	3758.92	-50.15	-13	-37.15	-70.54	-57.90	4.85	12.6	V
	5638.38	-57.92	-13	-44.92	-81.97	-65.44	5.58	13.1	V
	7517.84	-58.34	-13	-45.34	-81.88	-63.08	6.56	11.3	V

Remark: Spurious emissions within 30-1000MHz were found more than 20dB below limit line.

LTE Band 2 / 3MHz / QPSK / RB Size 1 Offset 0									
Channel	Frequency (MHz)	EIRP (dBm)	Limit (dBm)	Over Limit (dB)	SPA Reading (dBm)	S.G. Power (dBm)	TX Cable loss (dB)	TX Antenna Gain (dBi)	Polarization (H/V)
Middle	3757.48	-52.06	-13	-39.06	-71.67	-59.81	4.85	12.60	H
	5636.22	-58.82	-13	-45.82	-82.27	-66.34	5.58	13.10	H
	7514.96	-54.30	-13	-41.30	-77.82	-59.04	6.56	11.30	H
	3757.48	-50.67	-13	-37.67	-71.06	-58.42	4.85	12.6	V
	5636.22	-58.40	-13	-45.40	-82.45	-65.92	5.58	13.1	V
	7514.96	-57.86	-13	-44.86	-81.4	-62.60	6.56	11.3	V

Remark: Spurious emissions within 30-1000MHz were found more than 20dB below limit line.

LTE Band 2 / 5MHz / QPSK / RB Size 1 Offset 0									
Channel	Frequency (MHz)	EIRP (dBm)	Limit (dBm)	Over Limit (dB)	SPA Reading (dBm)	S.G. Power (dBm)	TX Cable loss (dB)	TX Antenna Gain (dBi)	Polarization (H/V)
Middle	3755.68	-51.55	-13	-38.55	-71.16	-59.30	4.85	12.60	H
	5633.52	-59.01	-13	-46.01	-82.46	-66.53	5.58	13.10	H
	7511.36	-54.62	-13	-41.62	-78.14	-59.36	6.56	11.30	H
	3755.68	-51.80	-13	-38.80	-72.19	-59.55	4.85	12.6	V
	5633.52	-58.46	-13	-45.46	-82.51	-65.98	5.58	13.1	V
	7511.36	-58.16	-13	-45.16	-81.70	-62.90	6.56	11.3	V

Remark: Spurious emissions within 30-1000MHz were found more than 20dB below limit line.

LTE Band 2 / 10MHz / QPSK / RB Size 1 Offset 0									
Channel	Frequency (MHz)	EIRP (dBm)	Limit (dBm)	Over Limit (dB)	SPA Reading (dBm)	S.G. Power (dBm)	TX Cable loss (dB)	TX Antenna Gain (dBi)	Polarization (H/V)
Middle	3751.18	-52.40	-13	-39.40	-72.01	-60.15	4.85	12.60	H
	5626.77	-58.87	-13	-45.87	-82.32	-66.39	5.58	13.10	H
	7502	-56.17	-13	-43.17	-79.69	-60.91	6.56	11.30	H
	3751.18	-50.79	-13	-37.79	-71.18	-58.54	4.85	12.6	V
	5626.77	-55.39	-13	-42.39	-79.44	-62.91	5.58	13.1	V
	7502	-58.28	-13	-45.28	-81.82	-63.02	6.56	11.3	V

Remark: Spurious emissions within 30-1000MHz were found more than 20dB below limit line.

LTE Band 2 / 15MHz / QPSK / RB Size 1 Offset 0									
Channel	Frequency (MHz)	EIRP (dBm)	Limit (dBm)	Over Limit (dB)	SPA Reading (dBm)	S.G. Power (dBm)	TX Cable loss (dB)	TX Antenna Gain (dBi)	Polarization (H/V)
Middle	3746.68	-54.16	-13	-41.16	-73.77	-61.91	4.85	12.60	H
	5620.02	-58.99	-13	-45.99	-82.44	-66.51	5.58	13.10	H
	7493.36	-54.99	-13	-41.99	-78.51	-59.73	6.56	11.30	H
	3746.68	-51.37	-13	-38.37	-71.76	-59.12	4.85	12.6	V
	5620.02	-58.16	-13	-45.16	-82.21	-65.68	5.58	13.1	V
	7493.36	-58.48	-13	-45.48	-82.02	-63.22	6.56	11.3	V

Remark: Spurious emissions within 30-1000MHz were found more than 20dB below limit line.

LTE Band 2 / 20MHz / QPSK / RB Size 1 Offset 0									
Channel	Frequency (MHz)	EIRP (dBm)	Limit (dBm)	Over Limit (dB)	SPA Reading (dBm)	S.G. Power (dBm)	TX Cable loss (dB)	TX Antenna Gain (dBi)	Polarization (H/V)
Middle	3742.18	-53.01	-13	-40.01	-72.62	-60.76	4.85	12.60	H
	5613.27	-58.79	-13	-45.79	-82.24	-66.31	5.58	13.10	H
	7484.36	-54.91	-13	-41.91	-78.43	-59.65	6.56	11.30	H
	3742.18	-52.41	-13	-39.41	-72.8	-60.16	4.85	12.6	V
	5613.27	-58.00	-13	-45.00	-82.05	-65.52	5.58	13.1	V
	7484.36	-57.77	-13	-44.77	-81.31	-62.51	6.56	11.3	V

Remark: Spurious emissions within 30-1000MHz were found more than 20dB below limit line.

LTE Band 4 / 1.4MHz / QPSK / RB Size 1 Offset 0									
Channel	Frequency (MHz)	EIRP (dBm)	Limit (dBm)	Over Limit (dB)	SPA Reading (dBm)	S.G. Power (dBm)	TX Cable loss (dB)	TX Antenna Gain (dBi)	Polarization (H/V)
Middle	3463.74	-57.29	-13	-44.29	-76.62	-65.52	4.37	12.60	H
	5195.61	-58.52	-13	-45.52	-82.68	-66.28	4.94	12.70	H
	6927.48	-50.16	-13	-37.16	-74.07	-55.54	6.32	11.70	H
	3463.74	-61.96	-13	-48.96	-78.04	-70.19	4.37	12.60	V
	5195.61	-62.85	-13	-49.85	-82.36	-70.61	4.94	12.70	V
	6927.48	-46.21	-13	-33.21	-70.12	-51.59	6.32	11.70	V

Remark: Spurious emissions within 30-1000MHz were found more than 20dB below limit line.

LTE Band 4 / 3MHz / QPSK / RB Size 1 Offset 0									
Channel	Frequency (MHz)	EIRP (dBm)	Limit (dBm)	Over Limit (dB)	SPA Reading (dBm)	S.G. Power (dBm)	TX Cable loss (dB)	TX Antenna Gain (dBi)	Polarization (H/V)
Middle	3462.48	-57.28	-13	-44.28	-76.61	-65.51	4.37	12.60	H
	5193.72	-58.60	-13	-45.60	-82.76	-66.36	4.94	12.70	H
	6924.96	-51.85	-13	-38.85	-75.76	-57.23	6.32	11.70	H
	3462.48	-61.73	-13	-48.73	-77.81	-69.96	4.37	12.60	V
	5193.72	-63.21	-13	-50.21	-82.72	-70.97	4.94	12.70	V
	6924.96	-46.71	-13	-33.71	-70.62	-52.09	6.32	11.70	V

Remark: Spurious emissions within 30-1000MHz were found more than 20dB below limit line.

LTE Band 4 / 5MHz / QPSK / RB Size 1 Offset 0									
Channel	Frequency (MHz)	EIRP (dBm)	Limit (dBm)	Over Limit (dB)	SPA Reading (dBm)	S.G. Power (dBm)	TX Cable loss (dB)	TX Antenna Gain (dBi)	Polarization (H/V)
Middle	3460.68	-56.88	-13	-43.88	-76.21	-65.11	4.37	12.60	H
	5191.02	-58.53	-13	-45.53	-82.69	-66.29	4.94	12.70	H
	6921.36	-52.03	-13	-39.03	-75.94	-57.41	6.32	11.70	H
	3460.68	-61.57	-13	-48.57	-77.65	-69.80	4.37	12.60	V
	5191.02	-63.08	-13	-50.08	-82.59	-70.84	4.94	12.70	V
	6921.36	-46.32	-13	-33.32	-70.23	-51.70	6.32	11.70	V

Remark: Spurious emissions within 30-1000MHz were found more than 20dB below limit line.

LTE Band 4 / 10MHz / QPSK / RB Size 1 Offset 0									
Channel	Frequency (MHz)	EIRP (dBm)	Limit (dBm)	Over Limit (dB)	SPA Reading (dBm)	S.G. Power (dBm)	TX Cable loss (dB)	TX Antenna Gain (dBi)	Polarization (H/V)
Middle	3456.18	-56.36	-13	-43.36	-75.69	-64.59	4.37	12.60	H
	5184.27	-58.55	-13	-45.55	-82.71	-66.31	4.94	12.70	H
	6912.36	-53.22	-13	-40.22	-77.13	-58.60	6.32	11.70	H
	3456.18	-61.75	-13	-48.75	-77.83	-69.98	4.37	12.60	V
	5184.27	-63.27	-13	-50.27	-82.78	-71.03	4.94	12.70	V
	6912.36	-47.46	-13	-34.46	-71.37	-52.84	6.32	11.70	V

Remark: Spurious emissions within 30-1000MHz were found more than 20dB below limit line.

LTE Band 4 / 15MHz / QPSK / RB Size 1 Offset 0									
Channel	Frequency (MHz)	EIRP (dBm)	Limit (dBm)	Over Limit (dB)	SPA Reading (dBm)	S.G. Power (dBm)	TX Cable loss (dB)	TX Antenna Gain (dBi)	Polarization (H/V)
Middle	3451.68	-56.62	-13	-43.62	-75.95	-64.85	4.37	12.60	H
	5177.52	-58.36	-13	-45.36	-82.52	-66.12	4.94	12.70	H
	6903.36	-53.19	-13	-40.19	-77.10	-58.57	6.32	11.70	H
	3451.68	-61.34	-13	-48.34	-77.42	-69.57	4.37	12.60	V
	5177.52	-62.77	-13	-49.77	-82.28	-70.53	4.94	12.70	V
	6903.36	-46.22	-13	-33.22	-70.13	-51.60	6.32	11.70	V

Remark: Spurious emissions within 30-1000MHz were found more than 20dB below limit line.

LTE Band 4 / 20MHz / QPSK / RB Size 1 Offset 0									
Channel	Frequency (MHz)	EIRP (dBm)	Limit (dBm)	Over Limit (dB)	SPA Reading (dBm)	S.G. Power (dBm)	TX Cable loss (dB)	TX Antenna Gain (dBi)	Polarization (H/V)
Middle	3447.18	-56.47	-13	-43.47	-75.80	-64.70	4.37	12.60	H
	5170.77	-58.08	-13	-45.08	-82.24	-65.84	4.94	12.70	H
	6894.36	-53.66	-13	-40.66	-77.57	-59.04	6.32	11.70	H
	3447.18	-61.68	-13	-48.68	-77.76	-69.91	4.37	12.60	V
	5170.77	-62.89	-13	-49.89	-82.40	-70.65	4.94	12.70	V
	6894.36	-48.07	-13	-35.07	-71.98	-53.45	6.32	11.70	V

Remark: Spurious emissions within 30-1000MHz were found more than 20dB below limit line.

LTE Band 7 / 5MHz / QPSK / RB Size 1 Offset 0									
Channel	Frequency (MHz)	EIRP (dBm)	Limit (dBm)	Over Limit (dB)	SPA Reading (dBm)	S.G. Power (dBm)	TX Cable loss (dB)	TX Antenna Gain (dBi)	Polarization (H/V)
Middle	5065.68	-55.40	-25	-30.40	-78.73	-63.16	4.94	12.70	H
	7598.52	-47.99	-25	-22.99	-77.60	-53.13	6.56	11.70	H
	10131.36	-50.98	-25	-25.98	-80.21	-55.42	7.66	12.10	H
	5065.68	-58.85	-25	-33.85	-80.89	-66.61	4.94	12.70	V
	7598.52	-48.87	-25	-23.87	-77.81	-54.01	6.56	11.70	V
	10131.36	-54.08	-25	-29.08	-81.14	-58.52	7.66	12.10	V

Remark: Spurious emissions within 30-1000MHz were found more than 20dB below limit line.

LTE Band 7 / 10MHz / QPSK / RB Size 1 Offset 0									
Channel	Frequency (MHz)	EIRP (dBm)	Limit (dBm)	Over Limit (dB)	SPA Reading (dBm)	S.G. Power (dBm)	TX Cable loss (dB)	TX Antenna Gain (dBi)	Polarization (H/V)
Middle	5061.18	-57.10	-25	-32.10	-80.43	-64.86	4.94	12.70	H
	7591.77	-47.11	-25	-22.11	-76.72	-52.25	6.56	11.70	H
	10122.36	-51.41	-25	-26.41	-80.64	-55.85	7.66	12.10	H
	5061.18	-58.62	-25	-33.62	-80.66	-66.38	4.94	12.70	V
	7591.77	-50.72	-25	-25.72	-79.66	-55.86	6.56	11.70	V
	10122.36	-54.01	-25	-29.01	-81.07	-58.45	7.66	12.10	V

Remark: Spurious emissions within 30-1000MHz were found more than 20dB below limit line.

LTE Band 7 / 15MHz / QPSK / RB Size 1 Offset 0									
Channel	Frequency (MHz)	EIRP (dBm)	Limit (dBm)	Over Limit (dB)	SPA Reading (dBm)	S.G. Power (dBm)	TX Cable loss (dB)	TX Antenna Gain (dBi)	Polarization (H/V)
Middle	5056.68	-55.11	-25	-30.11	-78.44	-62.87	4.94	12.70	H
	7585.02	-46.63	-25	-21.63	-76.24	-51.77	6.56	11.70	H
	10113.36	-53.99	-25	-28.99	-83.22	-58.43	7.66	12.10	H
	5056.68	-58.95	-25	-33.95	-80.99	-66.71	4.94	12.70	V
	7585.02	-51.12	-25	-26.12	-80.06	-56.26	6.56	11.70	V
	10113.36	-56.17	-25	-31.17	-83.23	-60.61	7.66	12.10	V

Remark: Spurious emissions within 30-1000MHz were found more than 20dB below limit line.

LTE Band 7 / 20MHz / QPSK / RB Size 1 Offset 0									
Channel	Frequency (MHz)	EIRP (dBm)	Limit (dBm)	Over Limit (dB)	SPA Reading (dBm)	S.G. Power (dBm)	TX Cable loss (dB)	TX Antenna Gain (dBi)	Polarization (H/V)
Middle	5052.18	-56.40	-25	-31.40	-79.73	-64.16	4.94	12.70	H
	7578.27	-49.13	-25	-24.13	-78.74	-54.27	6.56	11.70	H
	10104.36	-52.54	-25	-27.54	-81.77	-56.98	7.66	12.10	H
	5052.18	-58.98	-25	-33.98	-81.02	-66.74	4.94	12.70	V
	7578.27	-51.49	-25	-26.49	-80.43	-56.63	6.56	11.70	V
	10104.36	-55.34	-25	-30.34	-82.40	-59.78	7.66	12.10	V

Remark: Spurious emissions within 30-1000MHz were found more than 20dB below limit line.