Appendix Test Data

Report No.:	18220WC20039801	Test Sample No.:	1-2-2
Start Test Date:	2022.3.1	Finish Test Date:	2022.3.7
Test Engineer:	Tony.He	Auditor:	Edward.Pan
Temperature:	24.3℃	Relative Humidity:	56 %
Pressure:	1012 hPa		

Appendix A: 20dB Emission Bandwidth

Test Result

TestMode	Antenna	Channel	20db EBW[MHz]	FL[MHz]	FH[MHz]	Limit[MHz]	Verdict
DH5	Ant1	2402	0.942	2401.541	2402.483	---	PASS
		2441	0.951	2440.538	2441.489	---	PASS
		2480	0.936	2479.538	2480.474	---	PASS
2DH5	Ant1	2402	1.323	2401.337	2402.660	---	PASS
		2441	1.323	2440.337	2441.660	---	PASS
		2480	1.338	2479.331	2480.669	---	PASS
3DH5	Ant1	2402	1.275	2401.352	2402.627	---	PASS
		2441	1.305	2440.343	2441.648	---	PASS
		2480	1.308	2479.343	2480.651	---	PASS

Test Graphs

DH5_Ant1_2402

DH5_Ant1_2441

DH5_Ant1_2480

2DH5_Ant1_2402

2DH5_Ant1_2441

2DH5_Ant1_2480

3DH5_Ant1_2402

3DH5_Ant1_2441

3DH5_Ant1_2480

Appendix B: Occupied Channel Bandwidth

Test Result

TestMode	Antenna	Channel	OCB [MHz]	FL[MHz]	FH[MHz]	Limit[MHz]	Verdict
DH5	Ant1	2402	0.89117	2401.556	2402.448	---	PASS
		2441	0.88540	2440.556	2441.442	---	PASS
		2480	0.89342	2479.556	2480.449	---	PASS
2DH5	Ant1	2402	1.1983	2401.400	2402.599	---	PASS
		2441	1.1953	2440.402	2441.597	---	PASS
		2480	1.1975	2479.400	2480.598	---	PASS
3DH5	Ant1	2402	1.2064	2401.387	2402.593	---	PASS
		2441	1.2154	2440.382	2441.597	---	PASS
		2480	1.2090	2479.386	2480.595	---	PASS

Test Graphs

DH5_Ant1_2402

DH5_Ant1_2441

DH5_Ant1_2480

2DH5_Ant1_2402

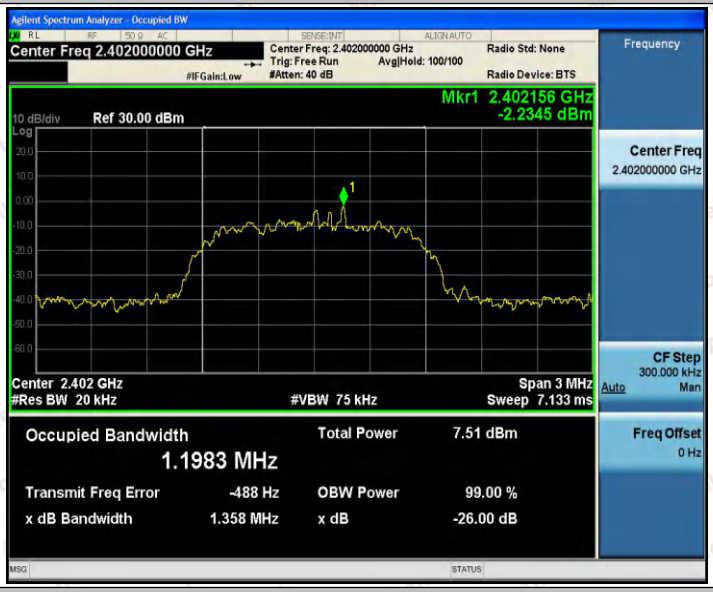

2DH5_Ant1_2441

2DH5_Ant1_2480

3DH5_Ant1_2402

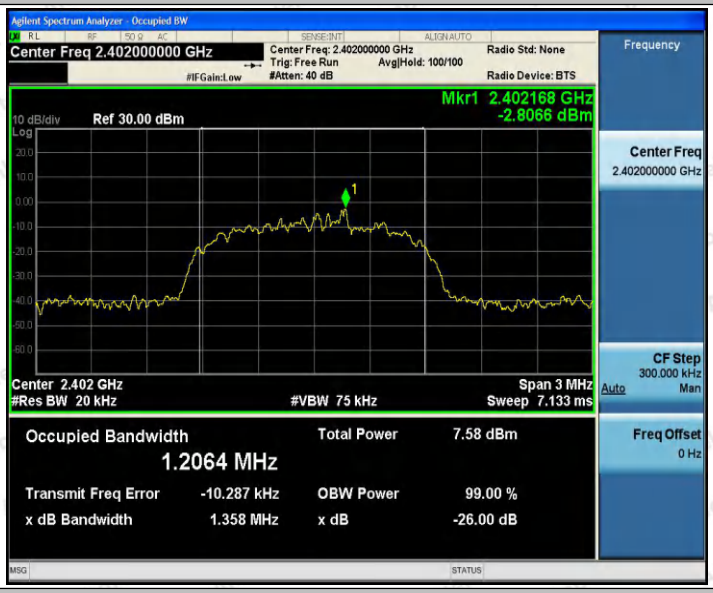

3DH5_Ant1_2441

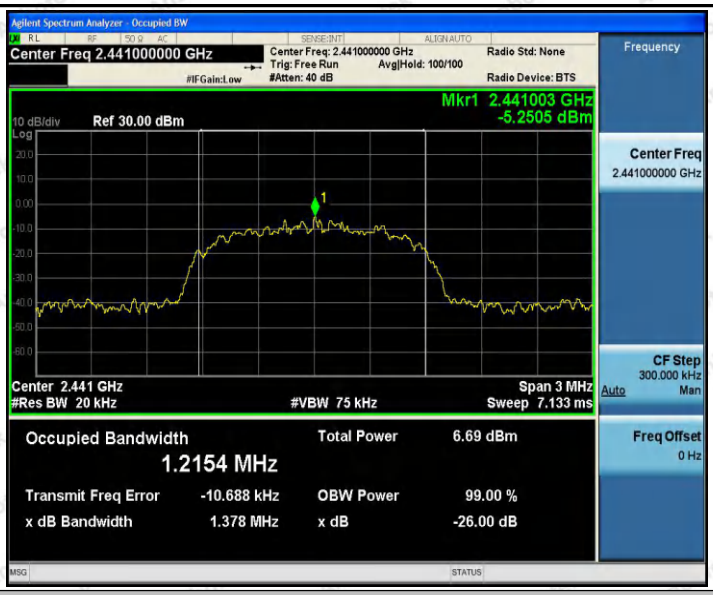

3DH5_Ant1_2480

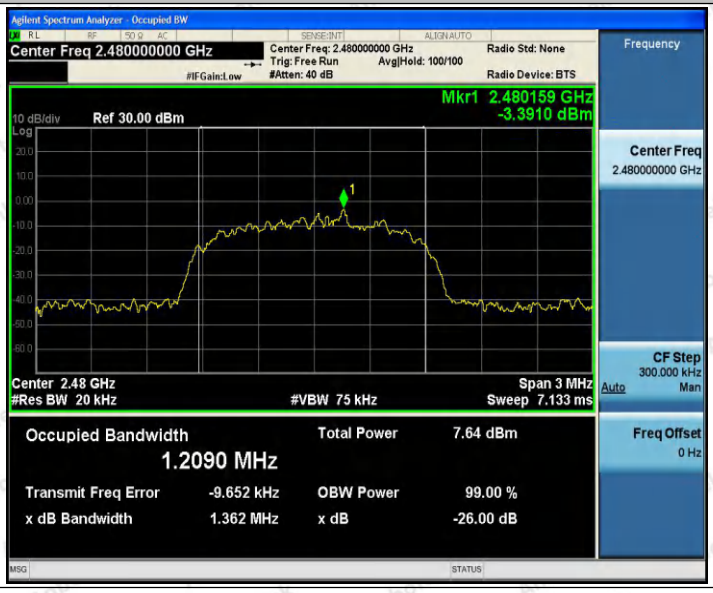

Appendix C: Maximum conducted output power

Test Result

TestMode	Antenna	Channel	Result[dBm]	Limit[dBm]	Verdict
DH5	Ant1	2402	3.07	≤30	PASS
		2441	2.42	≤30	PASS
		2480	3.41	≤30	PASS
2DH5	Ant1	2402	2.3	≤20.97	PASS
		2441	1.72	≤20.97	PASS
		2480	2.63	≤20.97	PASS
3DH5	Ant1	2402	2.34	≤20.97	PASS
		2441	1.75	≤20.97	PASS
		2480	2.73	≤20.97	PASS

Test Graphs

DH5_Ant1_2402

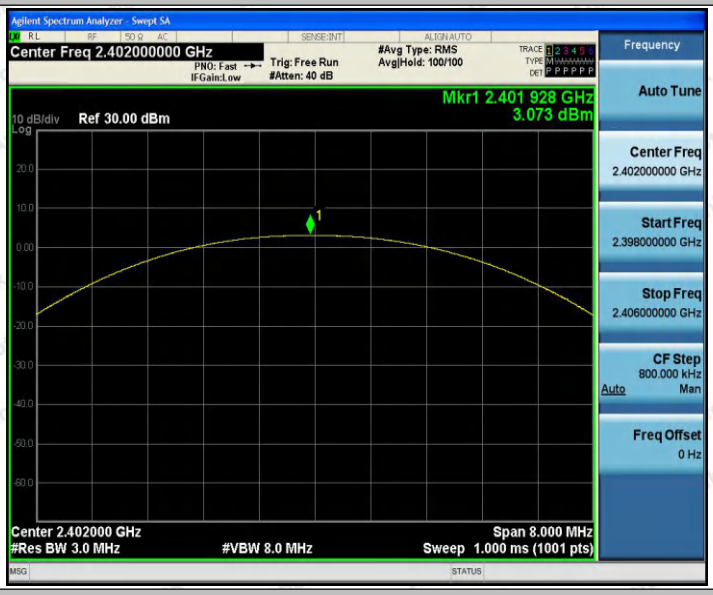

DH5_Ant1_2441

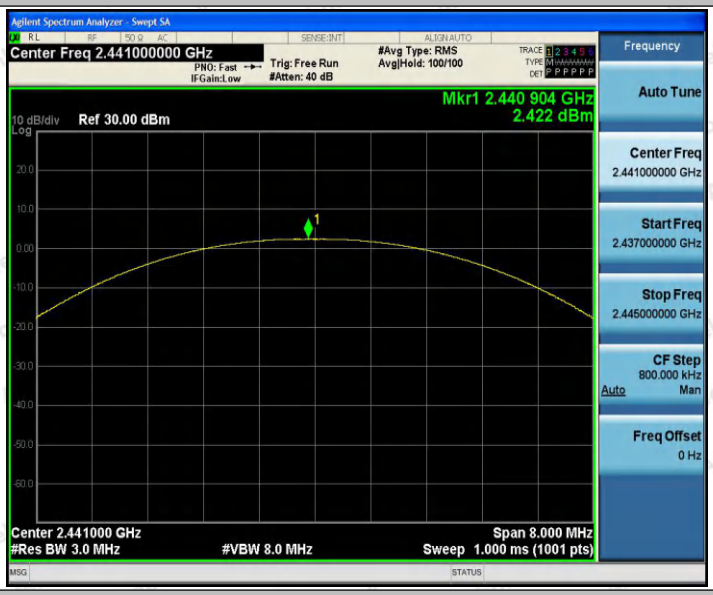

DH5_Ant1_2480

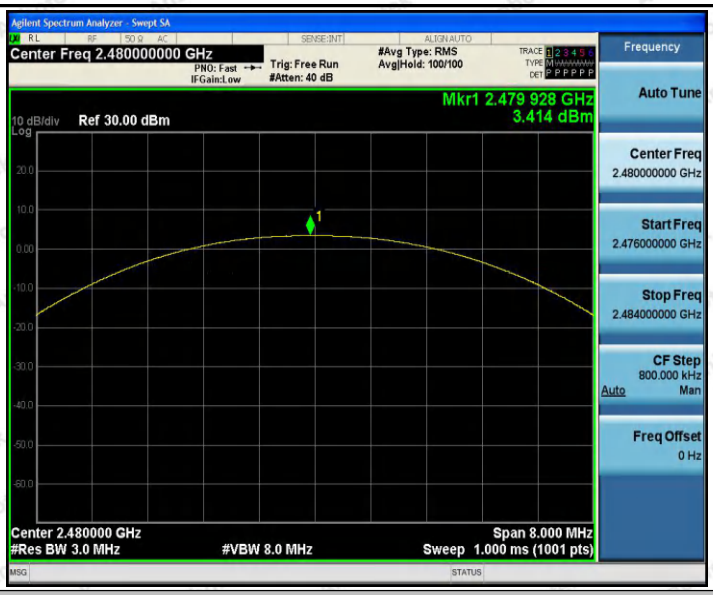

2DH5_Ant1_2402

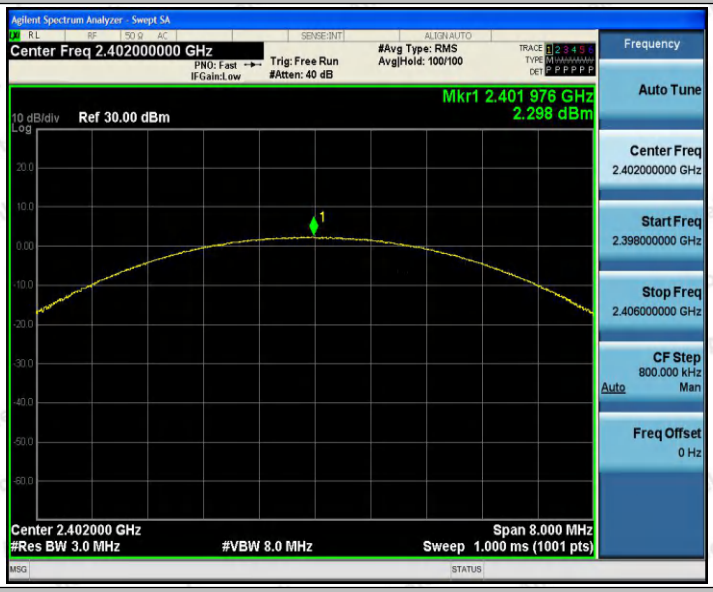

2DH5_Ant1_2441

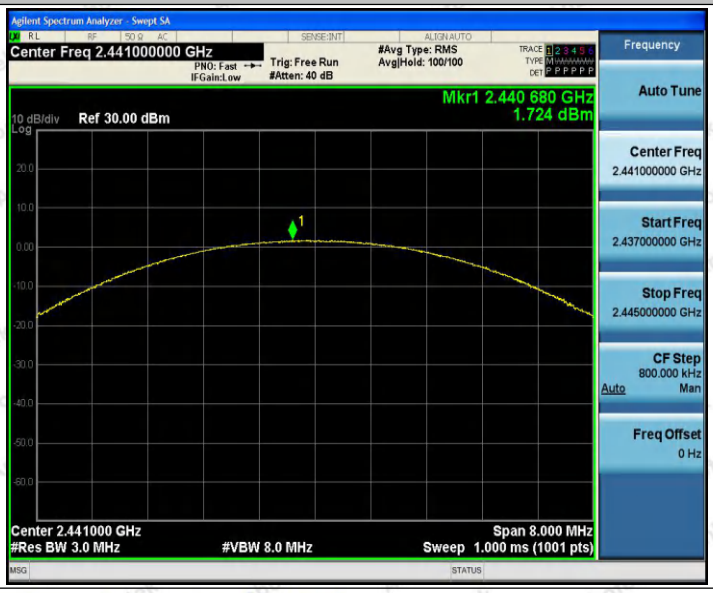

2DH5_Ant1_2480

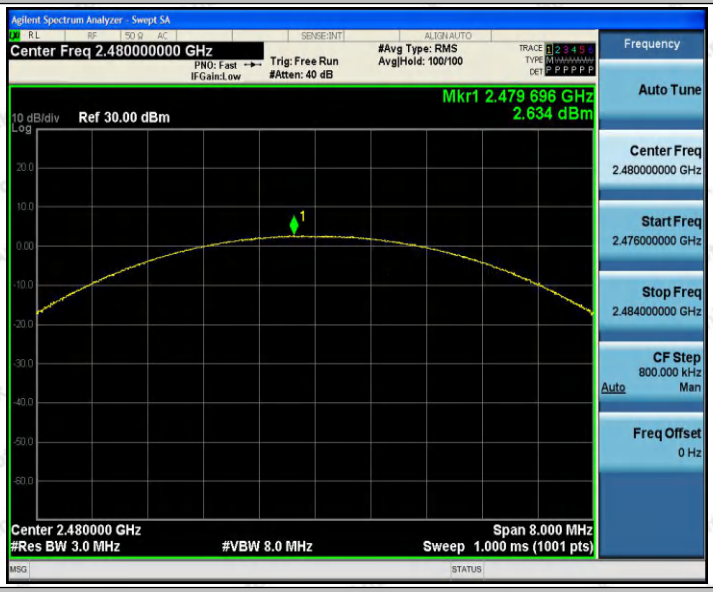

3DH5_Ant1_2402

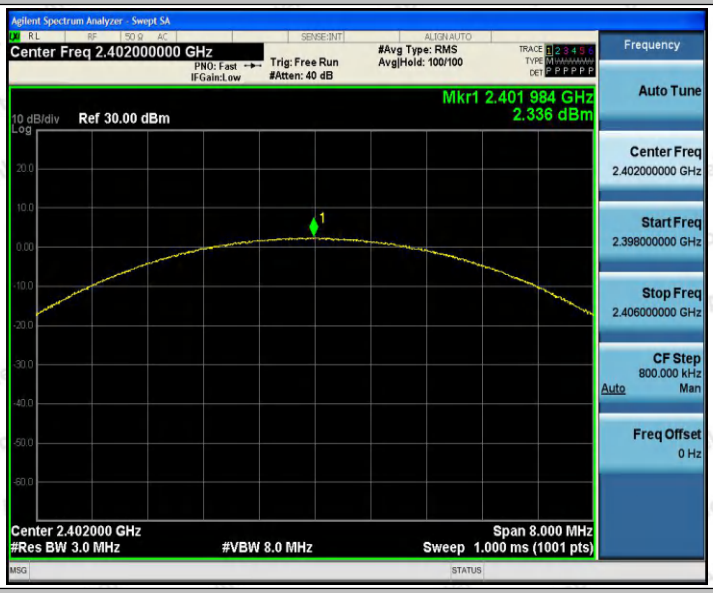

3DH5_Ant1_2441

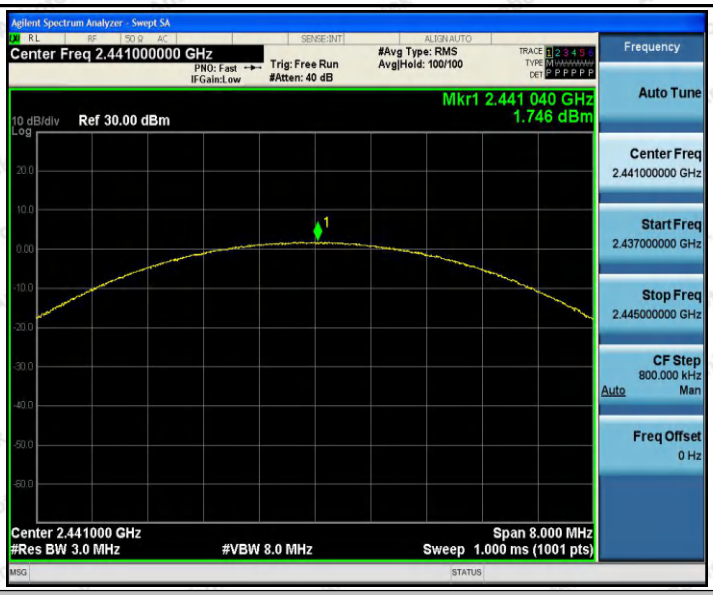

3DH5_Ant1_2480

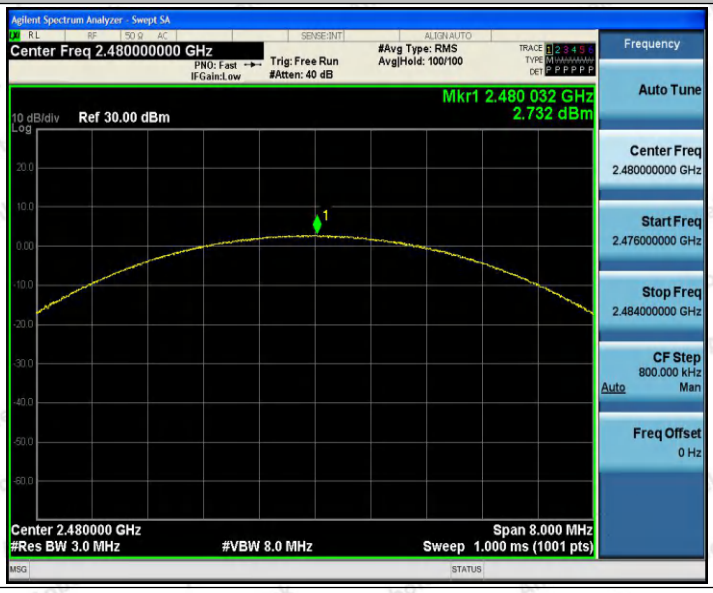

Appendix D: Carrier frequency separation

Test Result

TestMode	Antenna	Channel	Result[MHz]	Limit[MHz]	Verdict
DH5	Ant1	Hop	1.236	≥0.951	PASS
2DH5	Ant1	Hop	0.996	≥0.892	PASS
3DH5	Ant1	Hop	1.354	≥0.872	PASS

Test Graphs

DH5_Ant1_Hop

2DH5_Ant1_Hop

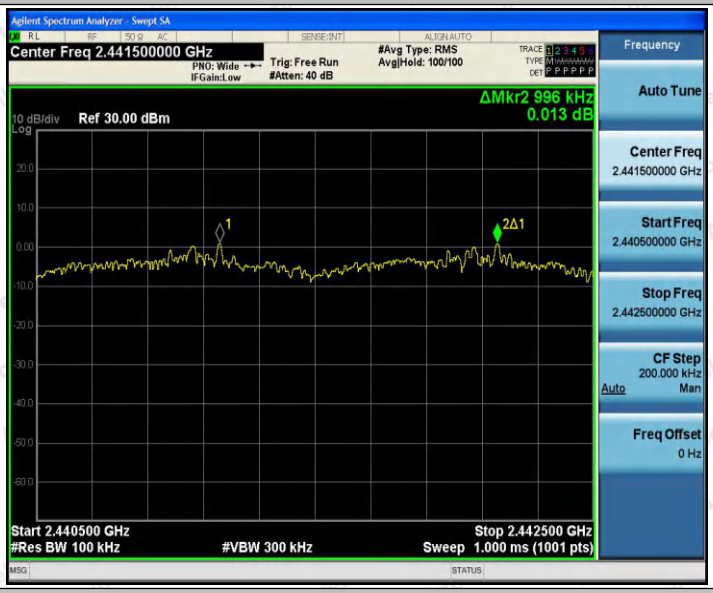

3DH5_Ant1_Hop

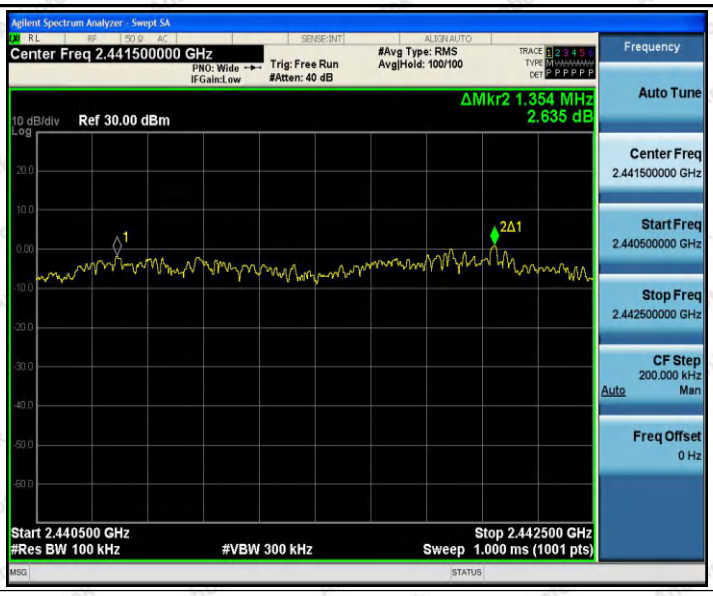
Agilent Spectrum Analyzer - Swept SA
Center Freq 2.441500000 GHz
PNO: Wide
IFGain:Low
Trig: Free Run
#Atten: 40 dB
#Avg Type: RMS
Avg|Hold: 100/100
ΔMkr2 1.354 MHz
2.635 dB
10 dB/div
Log
Ref 30.00 dBm
Start 2.440500 GHz
#Res BW 100 kHz
#VBW 300 kHz
Stop 2.442500 GHz
Sweep 1.000 ms (1001 pts)
Frequency
Auto Tune
Center Freq
2.441500000 GHz
Start Freq
2.440500000 GHz
Stop Freq
2.442500000 GHz
CF Step
200.000 kHz
Auto
Man
Freq Offset
0 Hz

Appendix E: Time of occupancy

Test Result

TestMode	Antenna	Channel	BurstWidth [ms]	TotalHops [Num]	Result[s]	Limit[s]	Verdict
DH1	Ant1	Hop	0.37	316	0.118	≤0.4	PASS
DH3	Ant1	Hop	1.63	157	0.256	≤0.4	PASS
DH5	Ant1	Hop	2.88	98	0.282	≤0.4	PASS
2DH1	Ant1	Hop	0.38	314	0.119	≤0.4	PASS
2DH3	Ant1	Hop	1.63	158	0.258	≤0.4	PASS
2DH5	Ant1	Hop	2.88	109	0.314	≤0.4	PASS
3DH1	Ant1	Hop	0.38	315	0.119	≤0.4	PASS
3DH3	Ant1	Hop	1.63	157	0.256	≤0.4	PASS
3DH5	Ant1	Hop	2.88	107	0.308	≤0.4	PASS

Test Graphs

DH1_Ant1_Hop

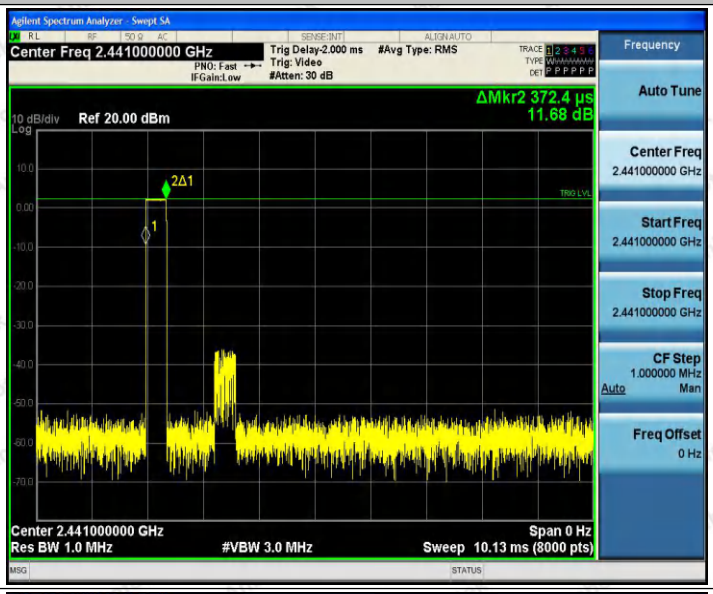

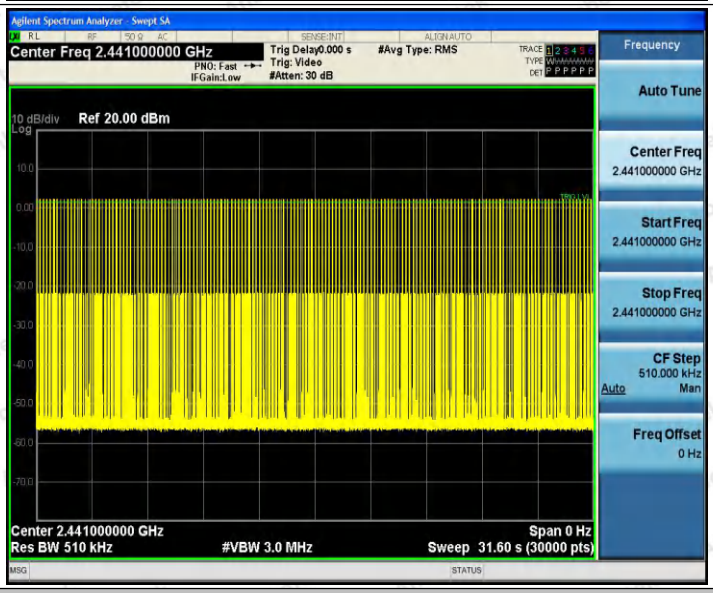

DH3_Ant1_Hop

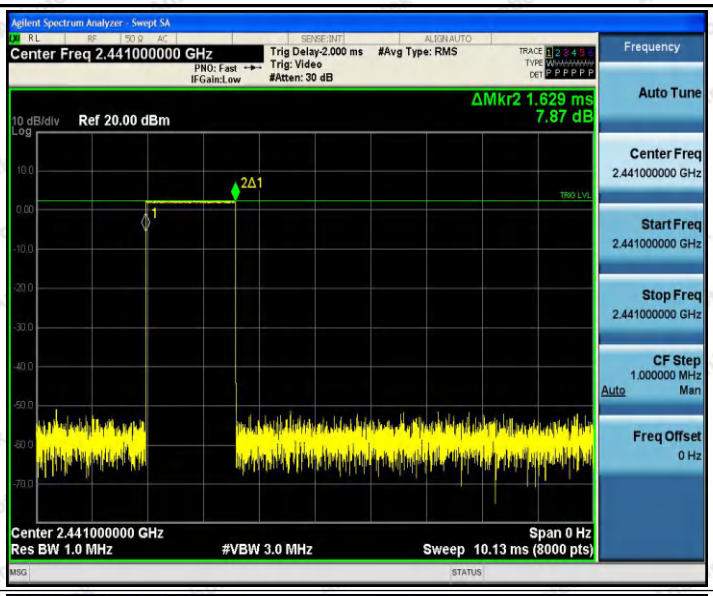
Agilent Spectrum Analyzer - Swept SA
Center Freq 2.441000000 GHz
Trig Delay-2.000 ms
#Avg Type: RMS
Trig: Video
#Atten: 30 dB
PNO: Fast
IFGain:Low
ΔMkr2 1.629 ms
7.87 dB
10 dB/div
Ref 20.00 dBm
Log
2Δ1
1
Center 2.441000000 GHz
Span 0 Hz
Res BW 1.0 MHz
#VBW 3.0 MHz
Sweep 10.13 ms (8000 pts)
Frequency
Auto Tune
Center Freq
2.441000000 GHz
Start Freq
2.441000000 GHz
Stop Freq
2.441000000 GHz
CF Step
1.000000 MHz
Auto
Man
Freq Offset
0 Hz

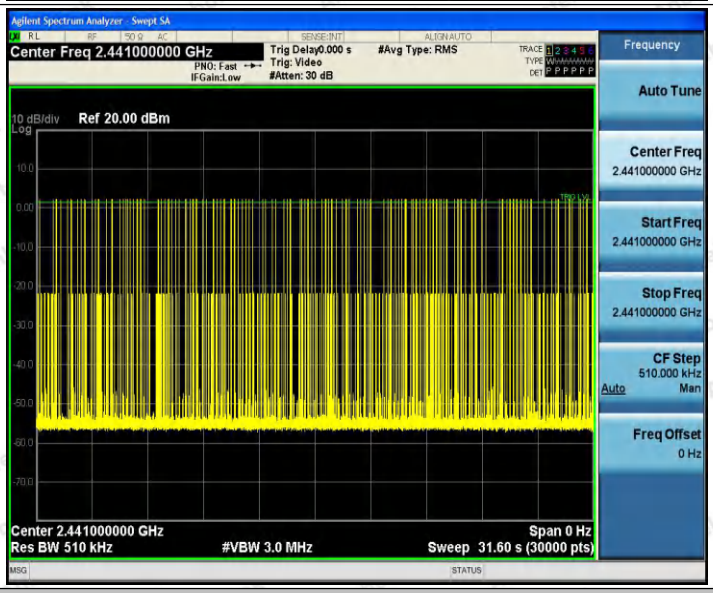
Agilent Spectrum Analyzer - Swept SA
Center Freq 2.441000000 GHz
Trig Delay0.000 s
#Avg Type: RMS
Trig: Video
#Atten: 30 dB
PNO: Fast
IFGain:Low
10 dB/div
Ref 20.00 dBm
Log
Center 2.441000000 GHz
Span 0 Hz
Res BW 510 kHz
#VBW 3.0 MHz
Sweep 31.60 s (30000 pts)
Frequency
Auto Tune
Center Freq
2.441000000 GHz
Start Freq
2.441000000 GHz
Stop Freq
2.441000000 GHz
CF Step
510.000 kHz
Auto
Man
Freq Offset
0 Hz

DH5_Ant1_Hop

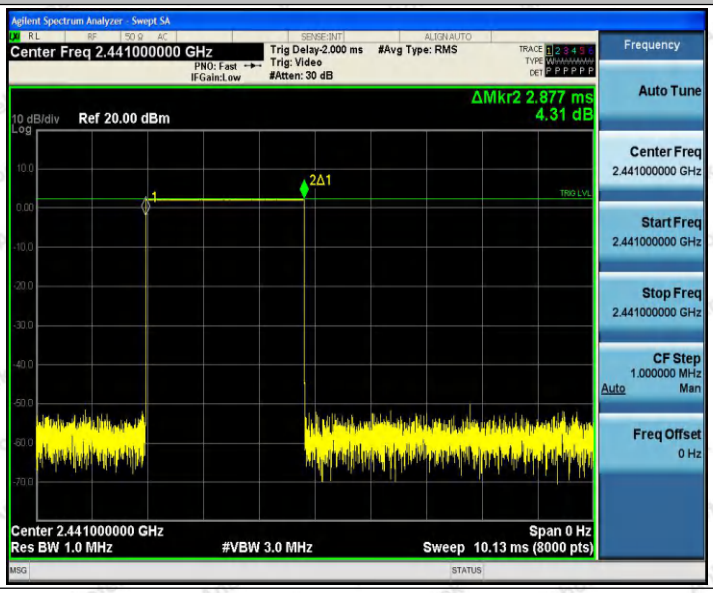
Agilent Spectrum Analyzer - Swept SA
Center Freq 2.441000000 GHz
Trig Delay-2.000 ms
#Avg Type: RMS
Trig: Video
#Atten: 30 dB
PNO: Fast
IFGain:Low
ΔMkr2 2.877 ms
4.31 dB
10 dB/div
Ref 20.00 dBm
Log
2Δ1
1
Center 2.441000000 GHz
Span 0 Hz
Res BW 1.0 MHz
#VBW 3.0 MHz
Sweep 10.13 ms (8000 pts)
Frequency
Auto Tune
Center Freq
2.441000000 GHz
Start Freq
2.441000000 GHz
Stop Freq
2.441000000 GHz
CF Step
1.000000 MHz
Auto
Man
Freq Offset
0 Hz

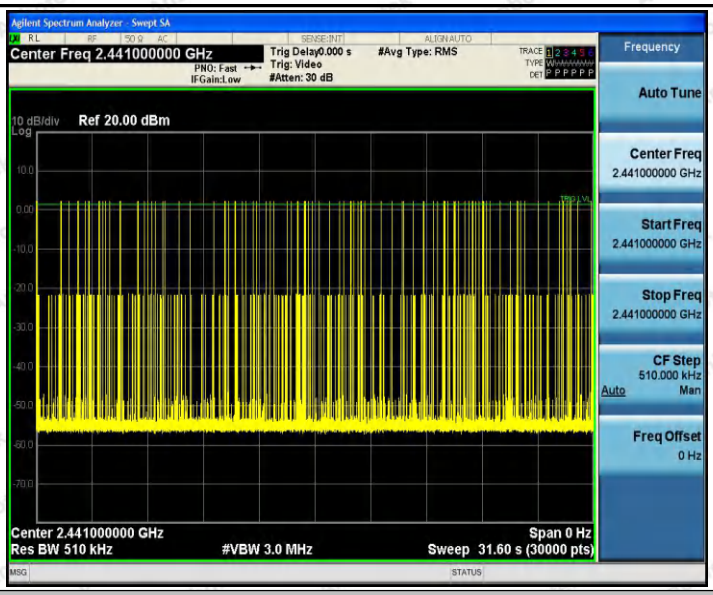

2DH1_Ant1_Hop

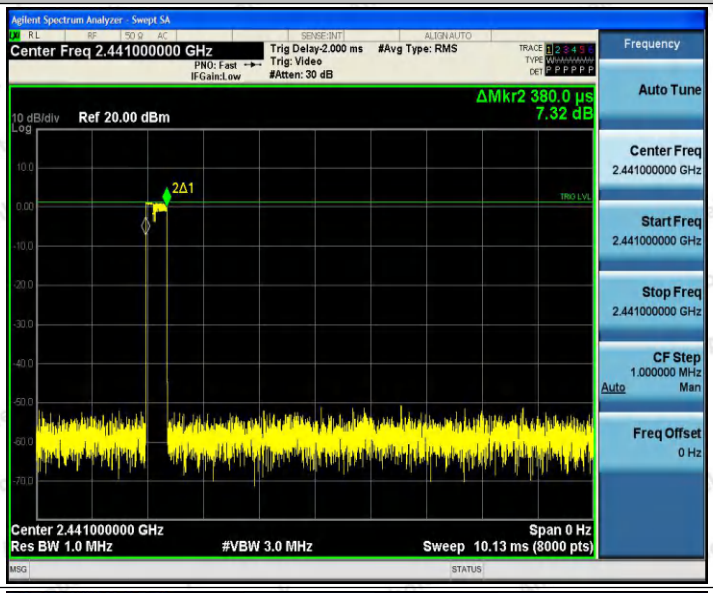

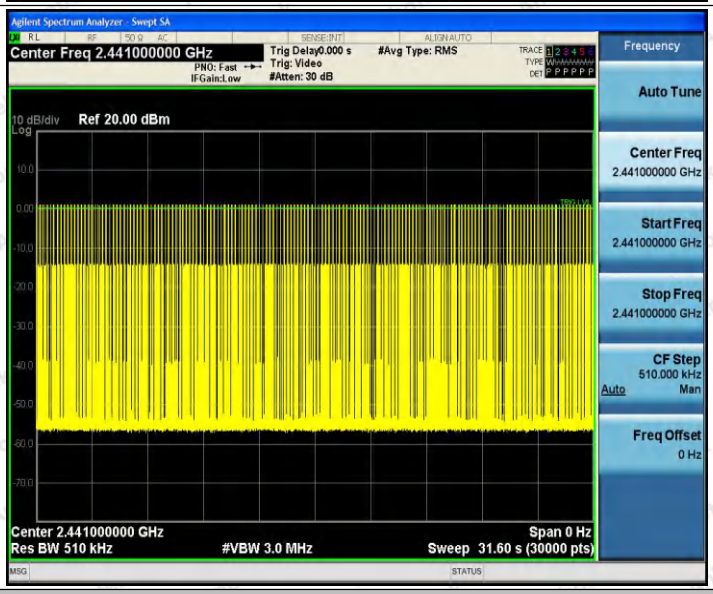

2DH3_Ant1_Hop

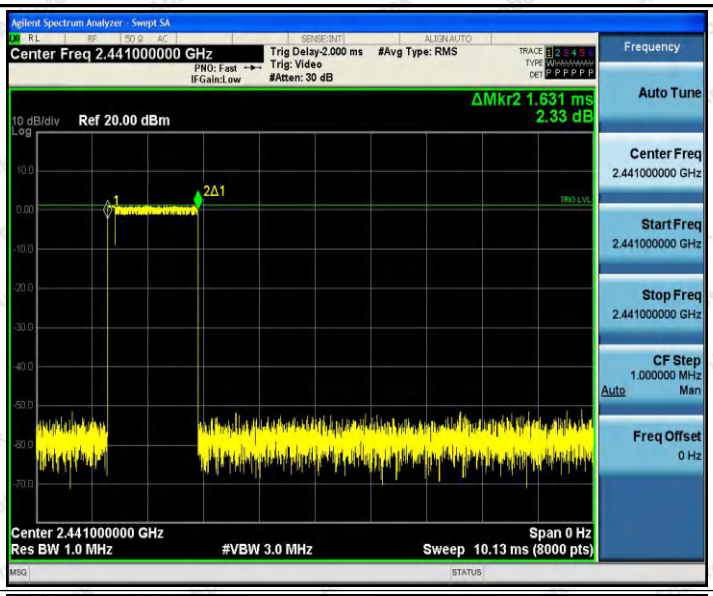

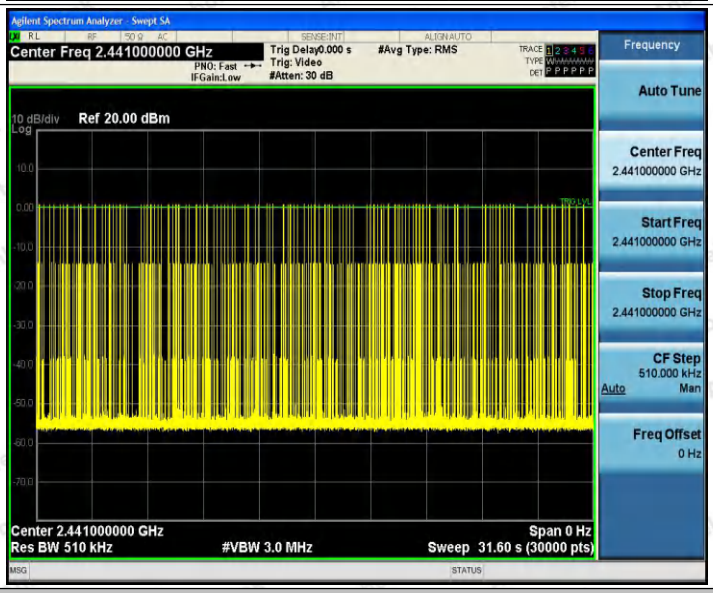

2DH5_Ant1_Hop

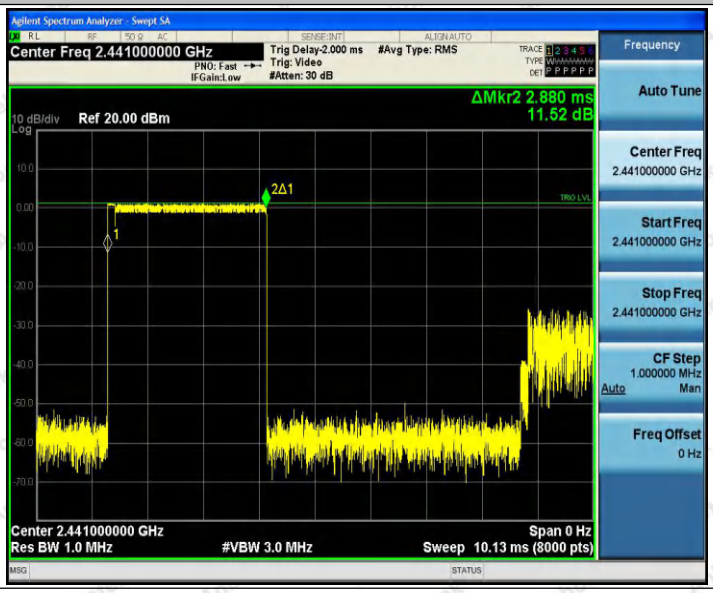

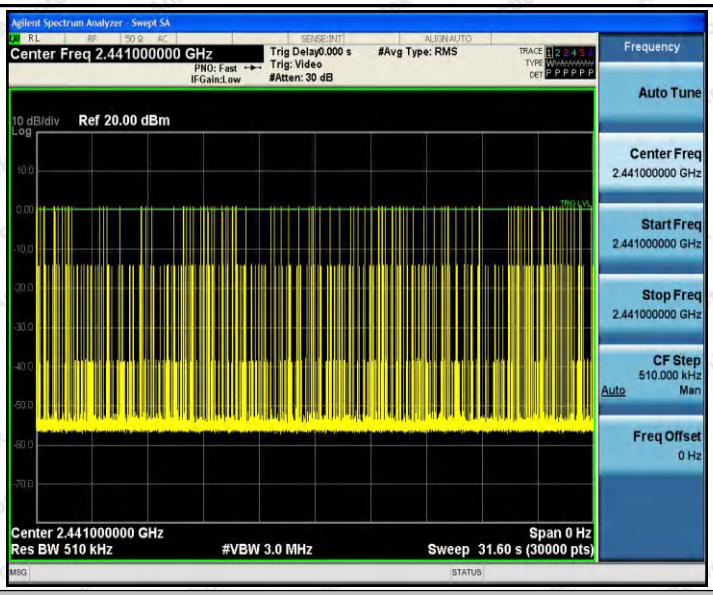

3DH1_Ant1_Hop

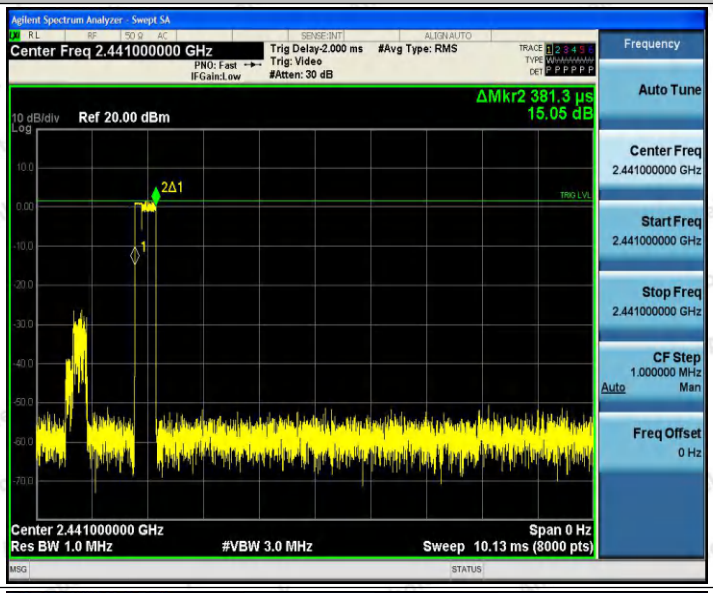

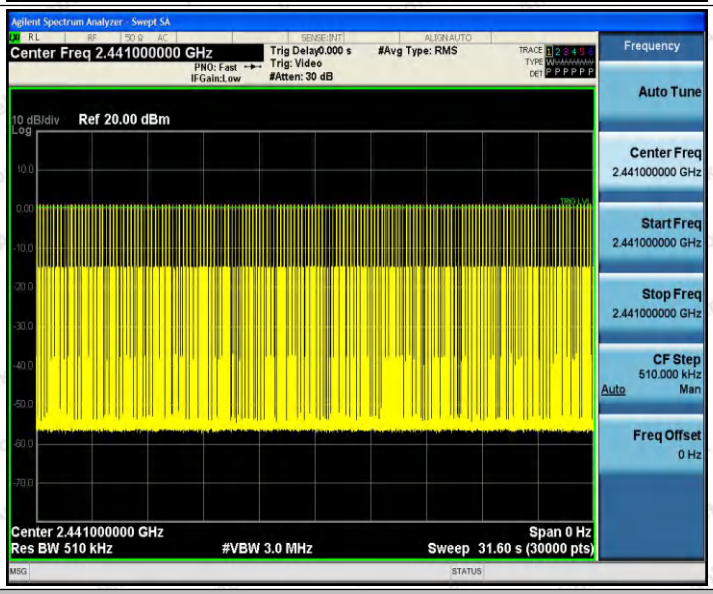

3DH3_Ant1_Hop

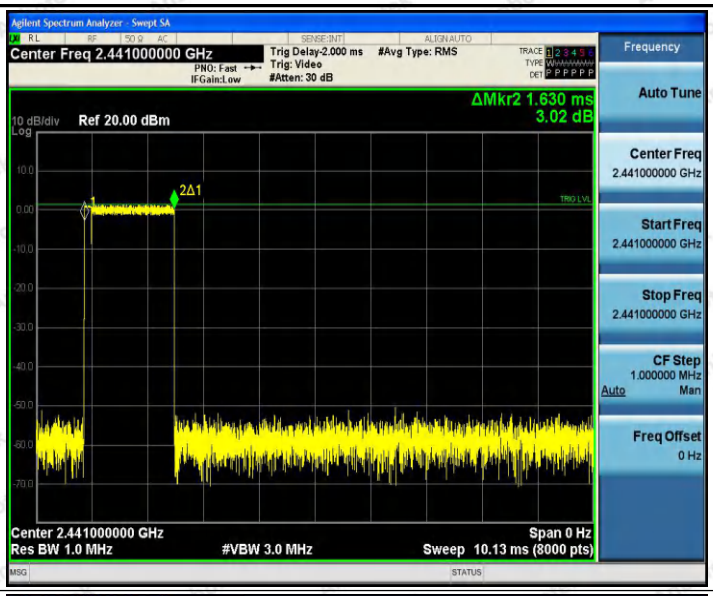

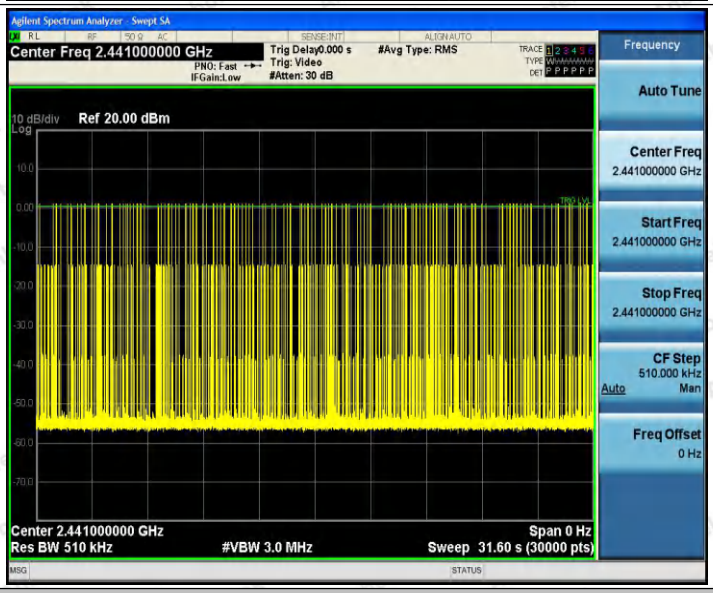

3DH5_Ant1_Hop

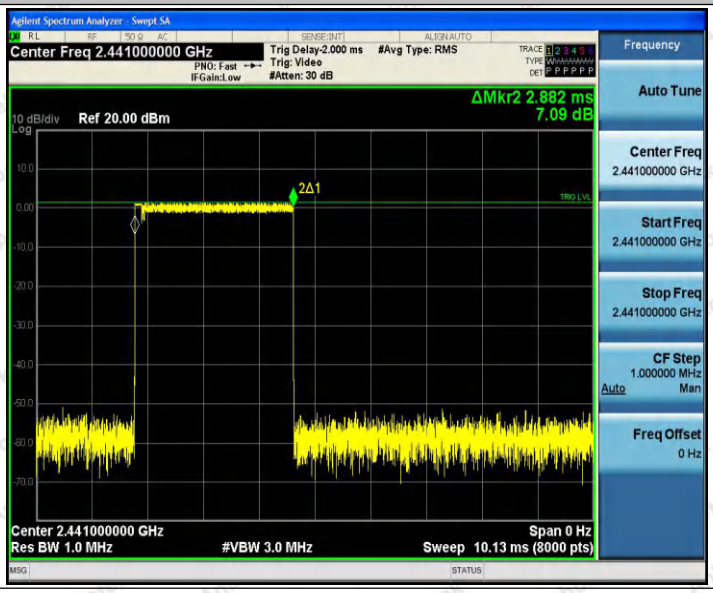

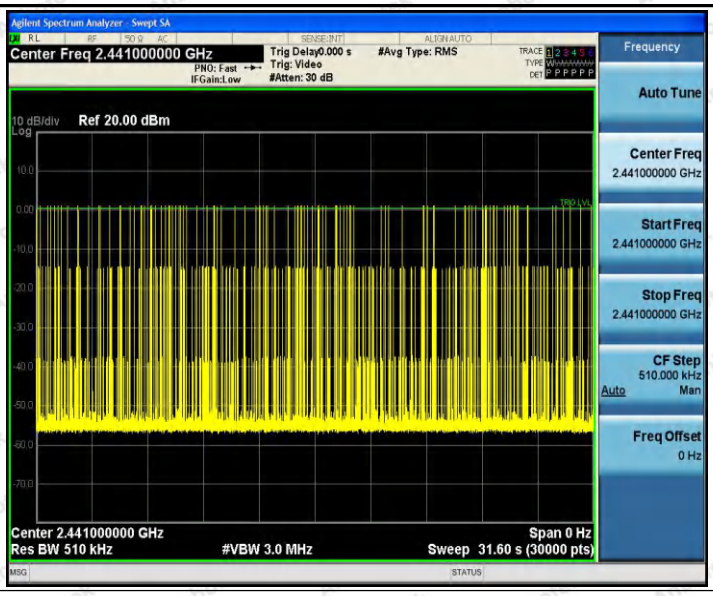
Agilent Spectrum Analyzer - Swept SA
Center Freq 2.441000000 GHz
PNO: Fast
IFGain:Low
Trig Delay0.000 s
Trig: Video
#Atten: 30 dB
#Avg Type: RMS
Frequency
Auto Tune
Center Freq
2.441000000 GHz
Start Freq
2.441000000 GHz
Stop Freq
2.441000000 GHz
CF Step
510.000 kHz
Auto
Man
Freq Offset
0 Hz
10 dB/div
Log
Ref 20.00 dBm
Center 2.441000000 GHz
Res BW 510 kHz
#VBW 3.0 MHz
Span 0 Hz
Sweep 31.60 s (30000 pts)

Appendix F: Number of hopping channels

Test Result

TestMode	Antenna	Channel	Result[Num]	Limit[Num]	Verdict
DH5	Ant1	Hop	79	≥15	PASS
2DH5	Ant1	Hop	79	≥15	PASS
3DH5	Ant1	Hop	79	≥15	PASS

Test Graphs

DH5_Ant1_Hop

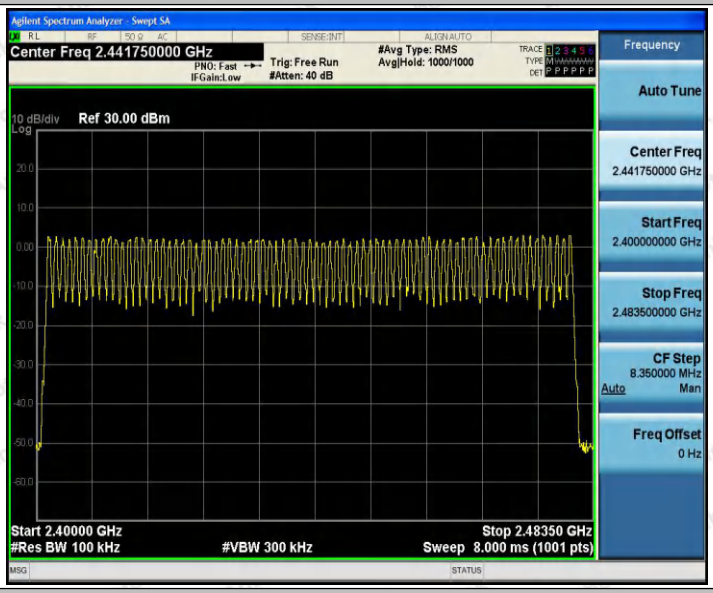

2DH5_Ant1_Hop

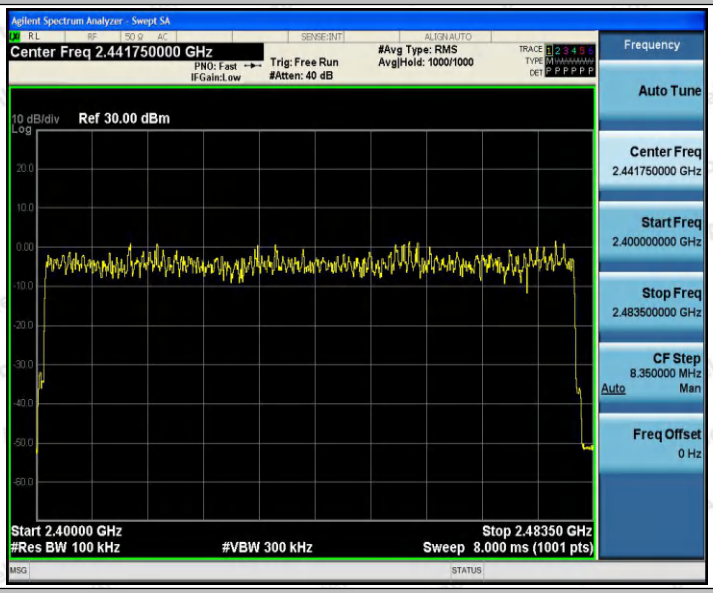

3DH5_Ant1_Hop

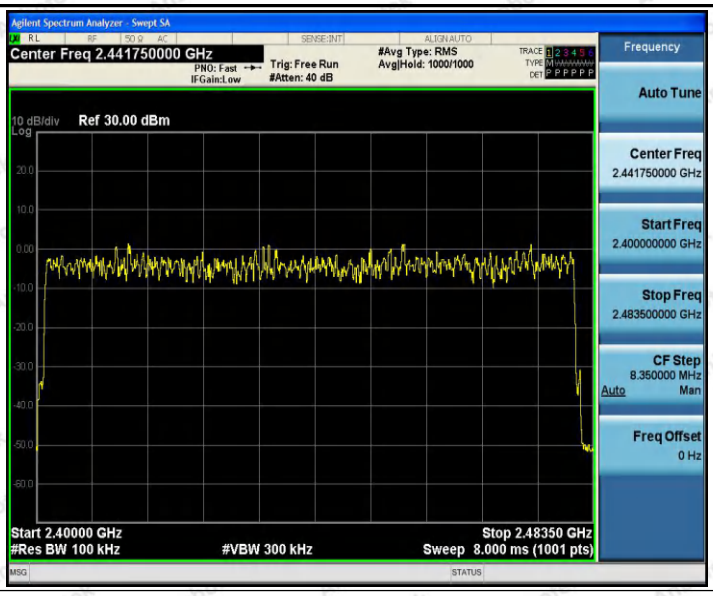
Agilent Spectrum Analyzer - Swept SA
Center Freq 2.441750000 GHz
PNO: Fast
IFGain:Low
Trig: Free Run
#Atten: 40 dB
#Avg Type: RMS
Avg|Hold: 1000/1000
10 dB/div
Log
Ref 30.00 dBm
Start 2.40000 GHz
#Res BW 100 kHz
#VBW 300 kHz
Stop 2.48350 GHz
Sweep 8.000 ms (1001 pts)
Frequency
Auto Tune
Center Freq
2.441750000 GHz
Start Freq
2.400000000 GHz
Stop Freq
2.483500000 GHz
CF Step
8.350000 MHz
Auto
Man
Freq Offset
0 Hz

Appendix G: Band edge measurements

Test Result

TestMode	Antenna	ChName	Channel	RefLevel [dBm]	Result [dBm]	Limit [dBm]	Verdict
DH5	Ant1	Low	2402	2.76	-58.61	≤-17.24	PASS
		High	2480	3.31	-59.06	≤-16.7	PASS
		Low	Hop	2.24	-59.8	≤-17.76	PASS
		High	Hop	2.56	-62.59	≤-17.44	PASS
2DH5	Ant1	Low	2402	0.56	-53.46	≤-19.44	PASS
		High	2480	0.90	-59.28	≤-19.1	PASS
		Low	Hop	1.21	-59.33	≤-18.79	PASS
		High	Hop	-1.10	-62.85	≤-21.1	PASS
3DH5	Ant1	Low	2402	1.13	-54.83	≤-18.87	PASS
		High	2480	1.91	-58.09	≤-18.09	PASS
		Low	Hop	-1.82	-58.7	≤-21.82	PASS
		High	Hop	-1.35	-60.08	≤-21.35	PASS

Test Graphs

DH5_Ant1_Low_2402

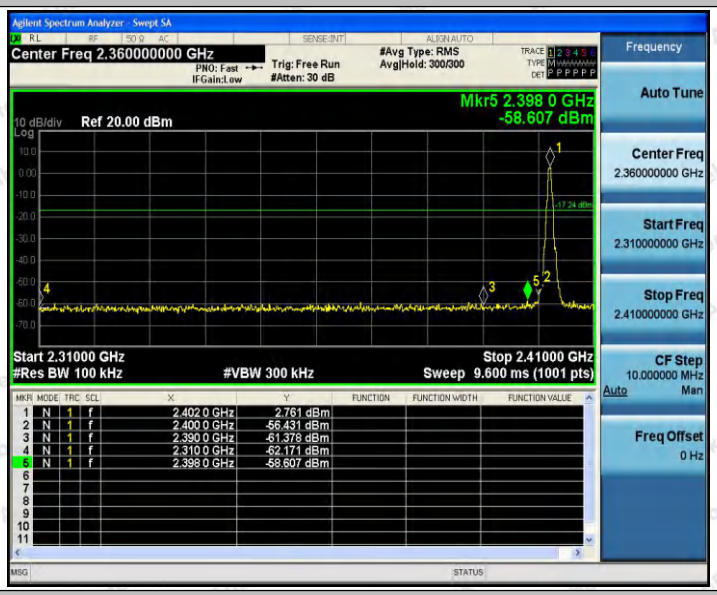

DH5_Ant1_High_2480

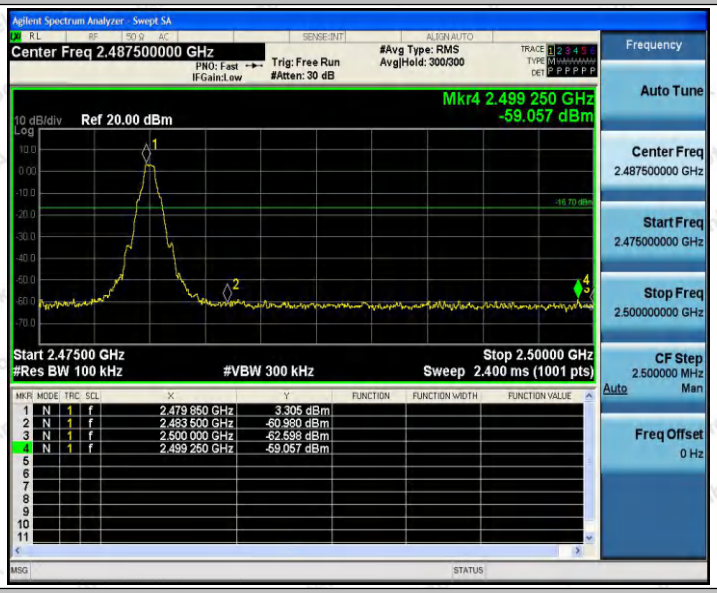

DH5_Ant1_Low_Hop

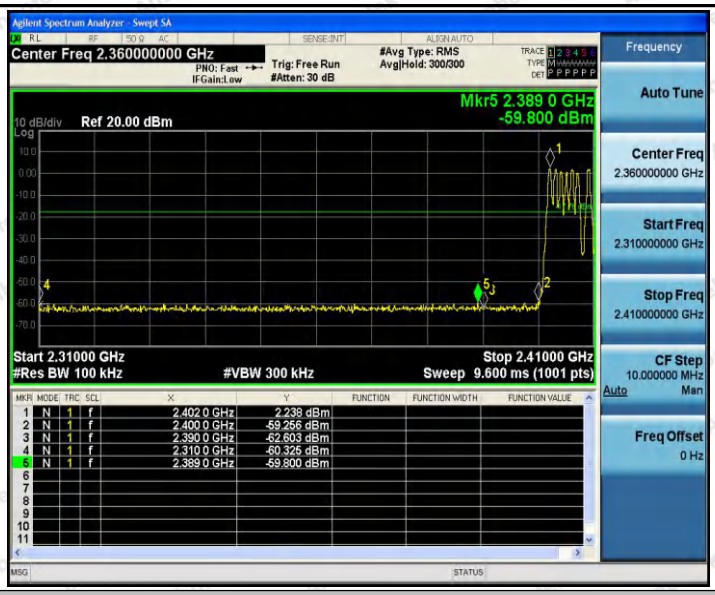

DH5_Ant1_High_Hop

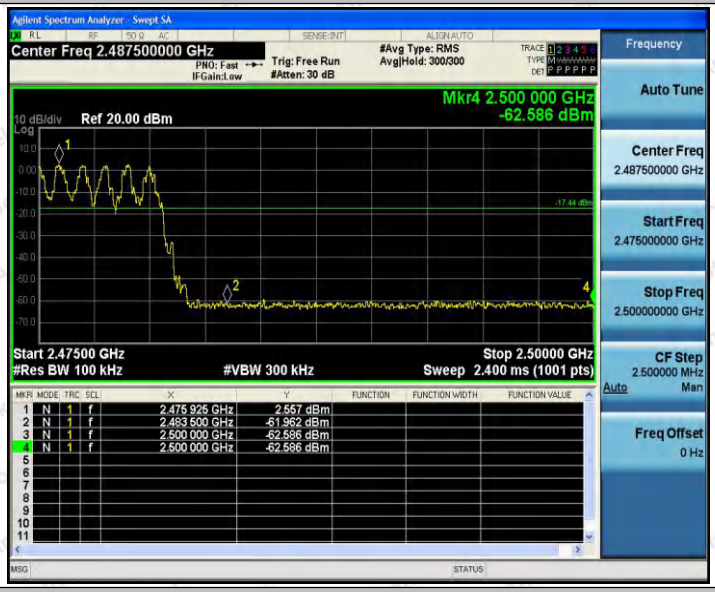

2DH5_Ant1_Low_2402

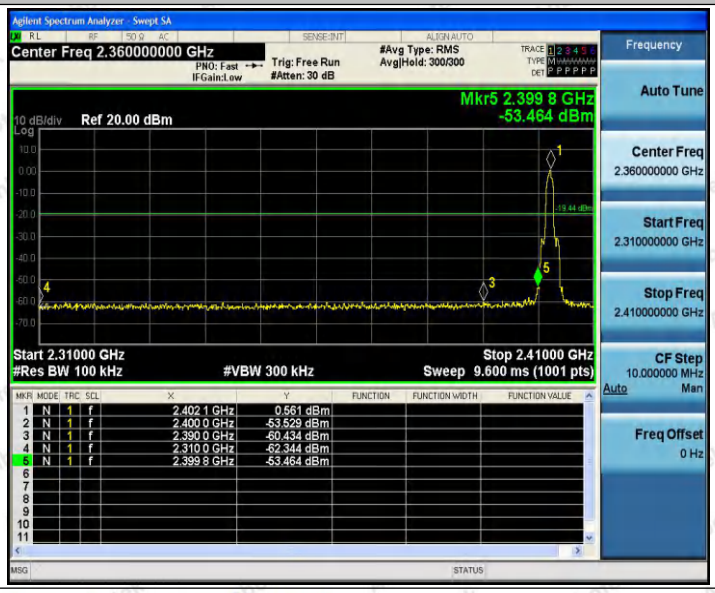

2DH5_Ant1_High_2480

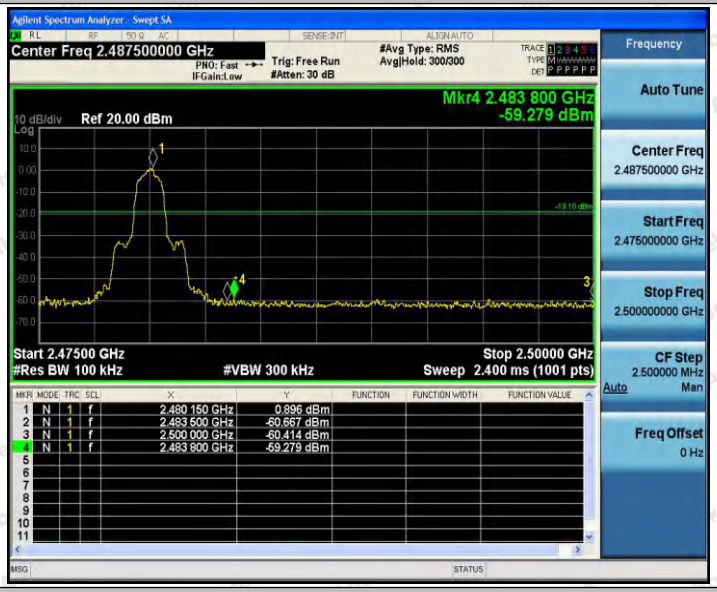

2DH5_Ant1_Low_Hop

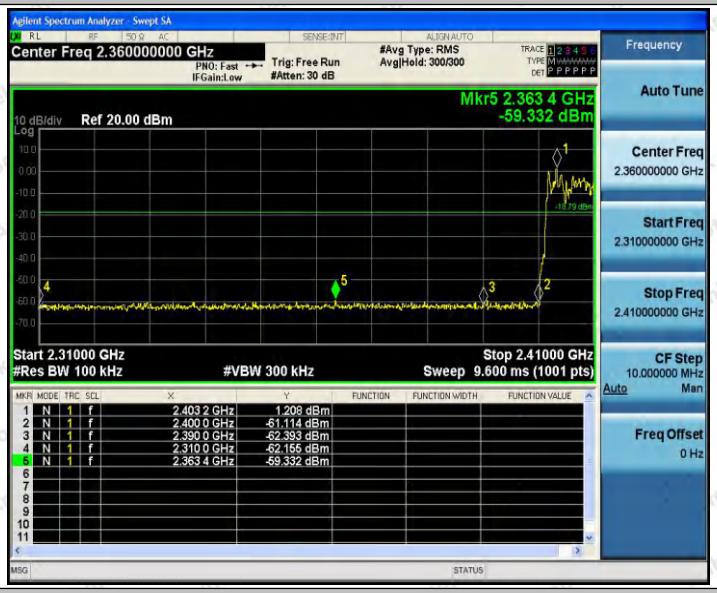

2DH5_Ant1_High_Hop

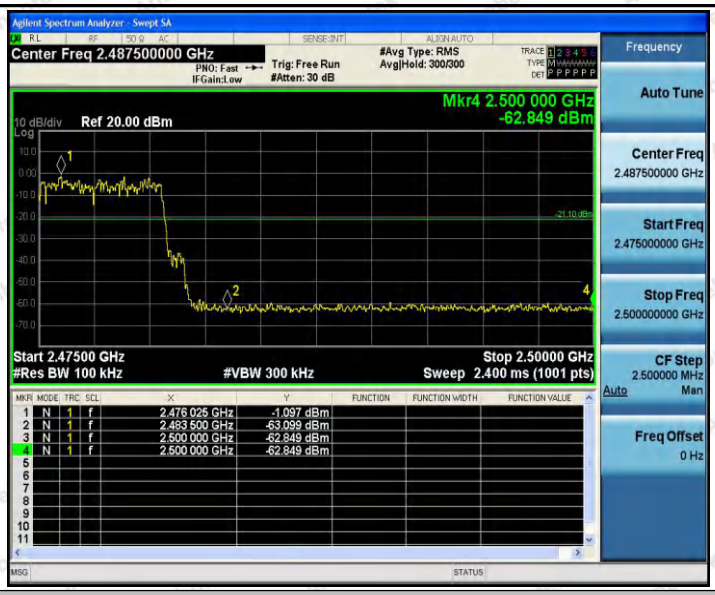

3DH5_Ant1_Low_2402

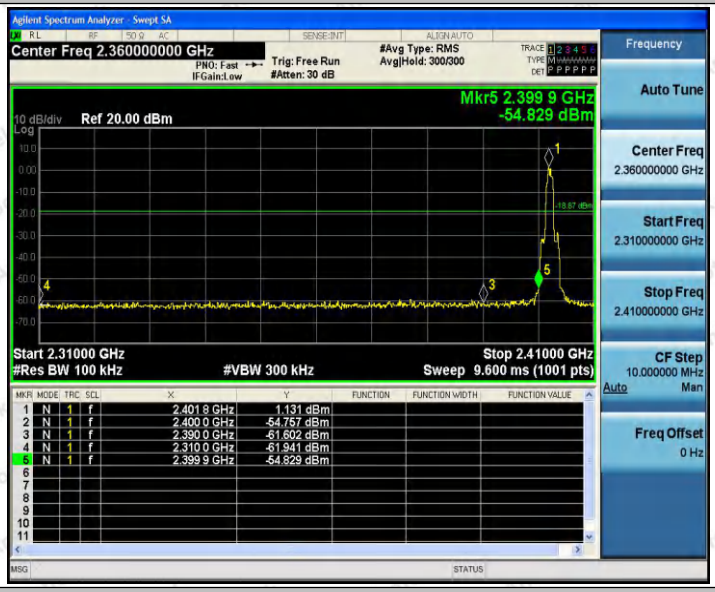

3DH5_Ant1_High_2480

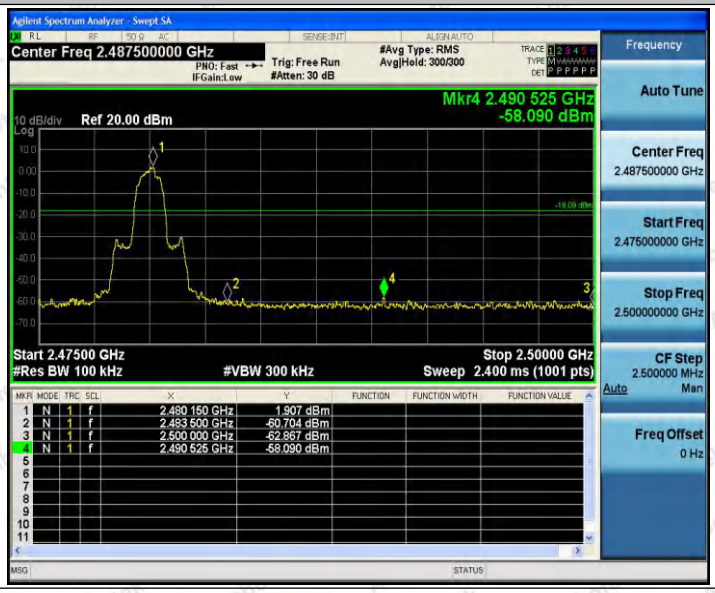

3DH5_Ant1_Low_Hop

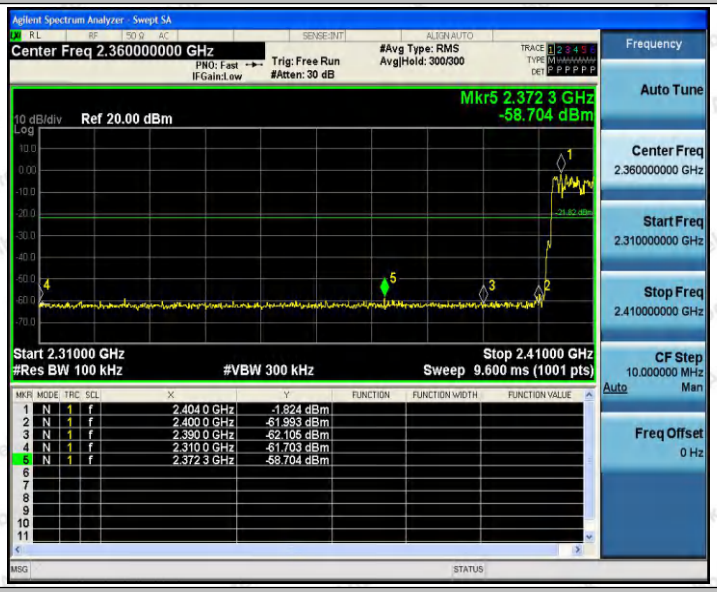

3DH5_Ant1_High_Hop

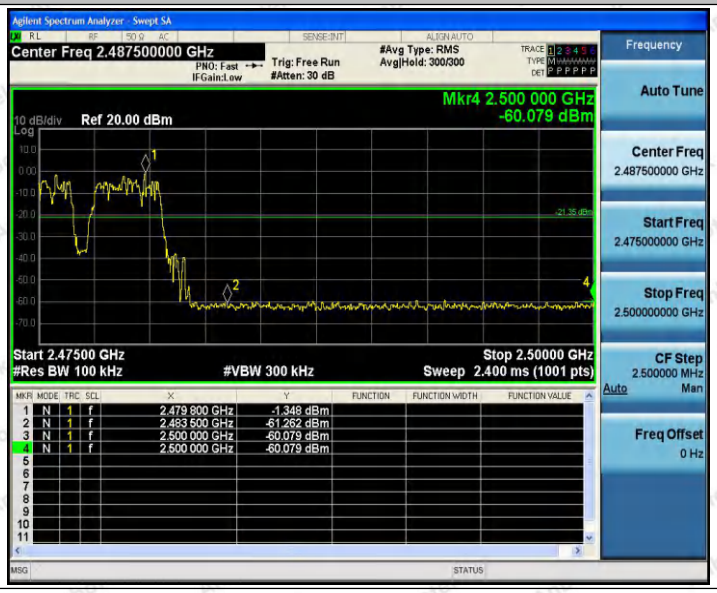

Appendix H: Conducted Spurious Emission

Test Result

TestMode	Antenna	Channel	FreqRange [MHz]	RefLevel [dBm]	Result [dBm]	Limit [dBm]	Verdict
DH5	Ant1	2402	Reference	2.73	2.73	---	PASS
			30~1000	2.73	-70.42	≤-17.28	PASS
			1000~26500	2.73	-55.25	≤-17.28	PASS
		2441	Reference	2.15	2.15	---	PASS
			30~1000	2.15	-70.31	≤-17.85	PASS
			1000~26500	2.15	-55.41	≤-17.85	PASS
		2480	Reference	3.12	3.12	---	PASS
			30~1000	3.12	-69.65	≤-16.88	PASS
			1000~26500	3.12	-55.46	≤-16.88	PASS
2DH5	Ant1	2402	Reference	1.44	1.44	---	PASS
			30~1000	1.44	-70.32	≤-18.56	PASS
			1000~26500	1.44	-55.74	≤-18.56	PASS
		2441	Reference	0.05	0.05	---	PASS
			30~1000	0.05	-70.63	≤-19.95	PASS
			1000~26500	0.05	-54.68	≤-19.95	PASS
		2480	Reference	1.91	1.91	---	PASS
			30~1000	1.91	-70.36	≤-18.09	PASS
			1000~26500	1.91	-55.69	≤-18.09	PASS
3DH5	Ant1	2402	Reference	1.41	1.41	---	PASS
			30~1000	1.41	-70.37	≤-18.59	PASS
			1000~26500	1.41	-55.74	≤-18.59	PASS
		2441	Reference	0.92	0.92	---	PASS
			30~1000	0.92	-68.75	≤-19.09	PASS
			1000~26500	0.92	-54.85	≤-19.09	PASS
		2480	Reference	1.07	1.07	---	PASS
			30~1000	1.07	-61.06	≤-18.94	PASS
			1000~26500	1.07	-55.1	≤-18.94	PASS

Test Graphs

DH5_Ant1_2402_0~Reference

DH5_Ant1_2402_30~1000

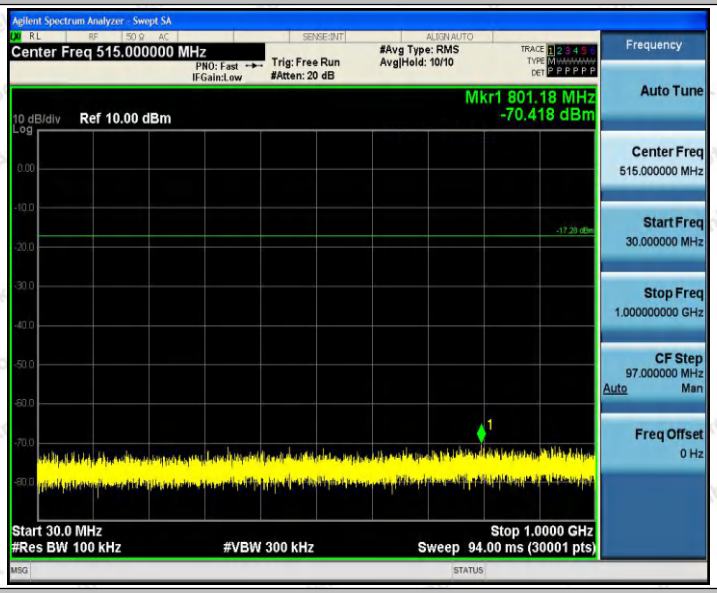

DH5_Ant1_2402_1000~26500

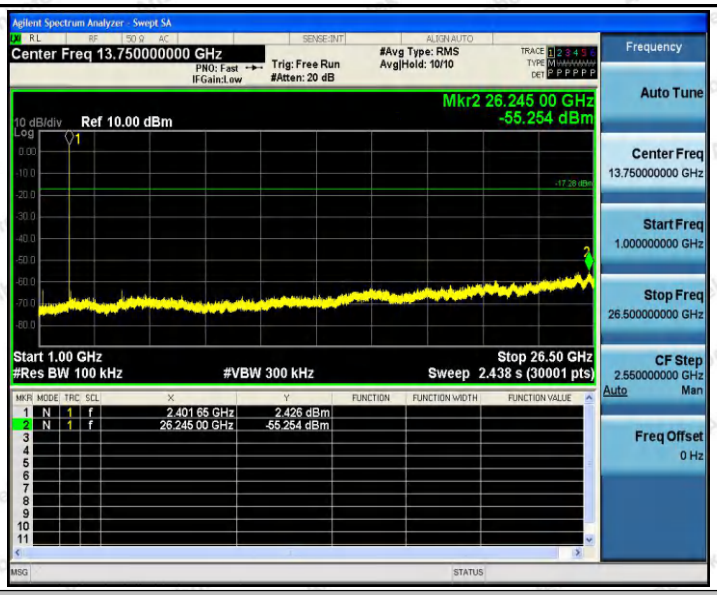

DH5_Ant1_2441_0~Reference

DH5_Ant1_2441_30~1000

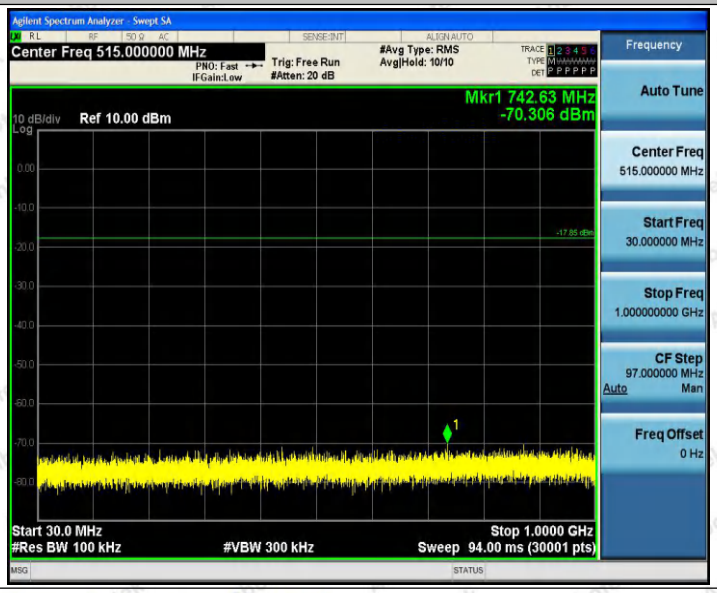

DH5_Ant1_2441_1000~26500

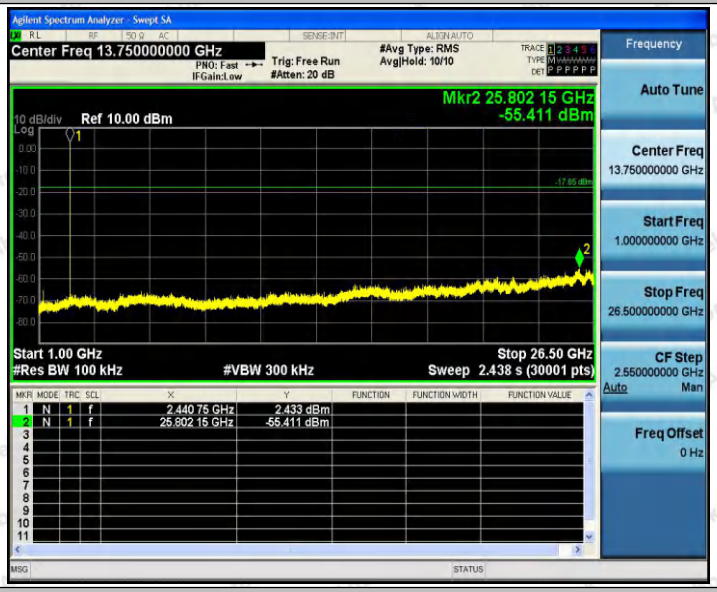

DH5_Ant1_2480_0~Reference

DH5_Ant1_2480_30~1000

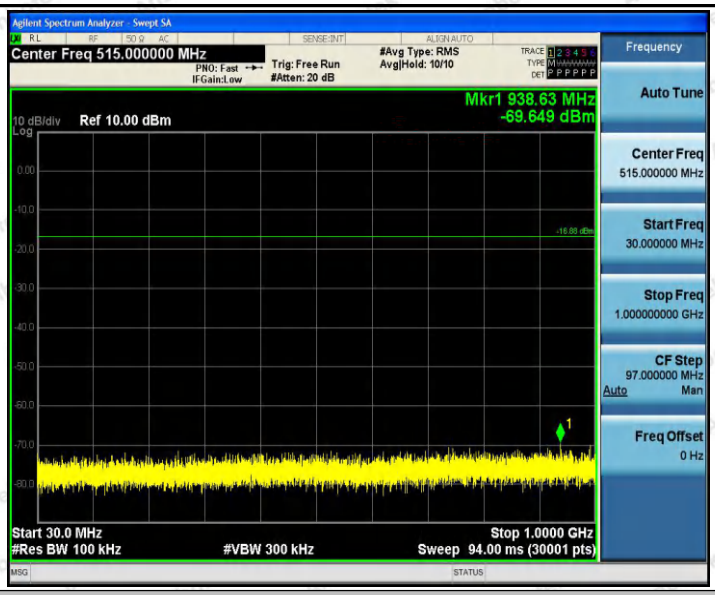

DH5_Ant1_2480_1000~26500

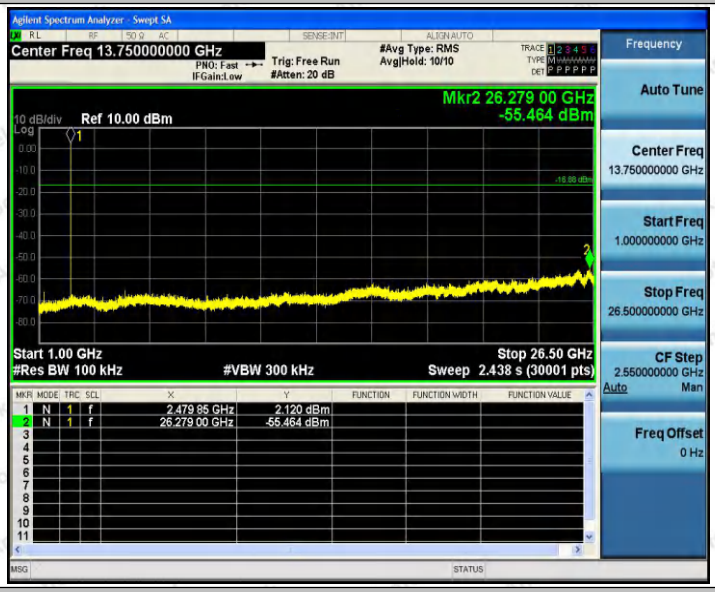

2DH5_Ant1_2402_0~Reference

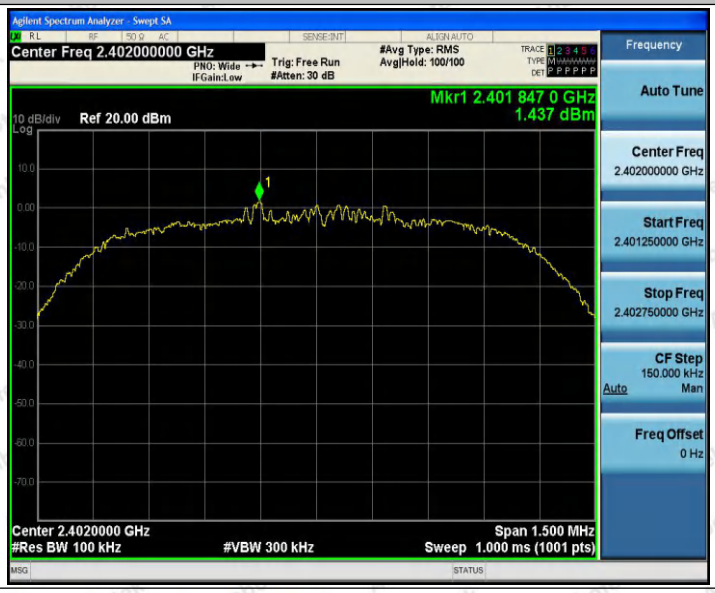

2DH5_Ant1_2402_30~1000

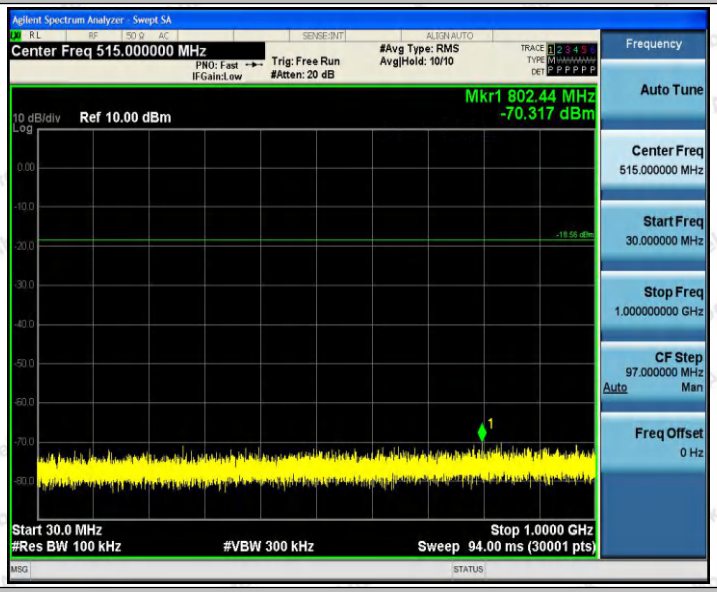

2DH5_Ant1_2402_1000~26500

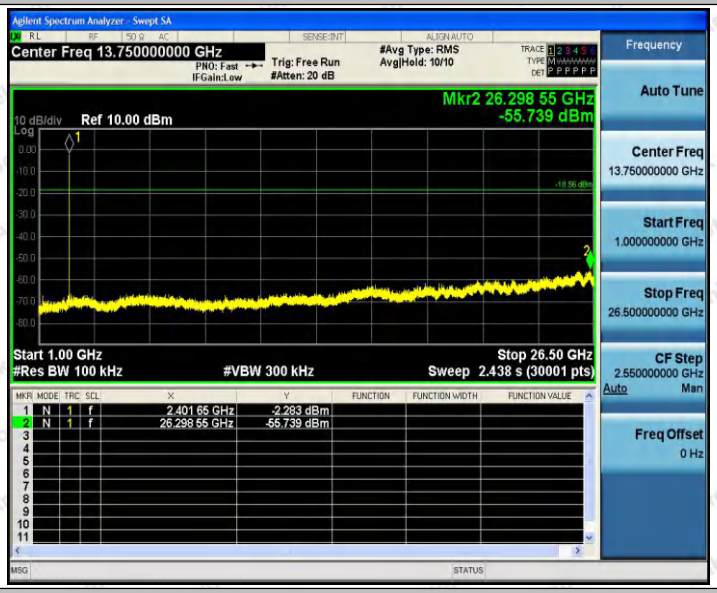

2DH5_Ant1_2441_0~Reference

2DH5_Ant1_2441_30~1000

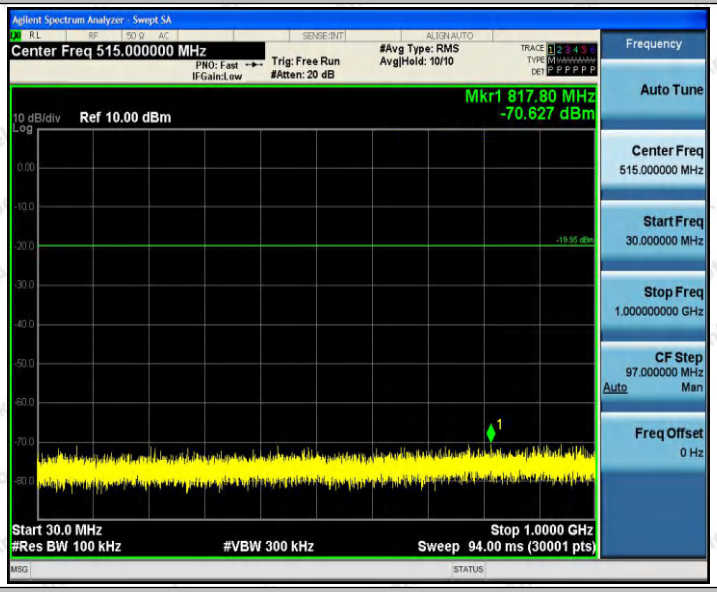

2DH5_Ant1_2441_1000~26500

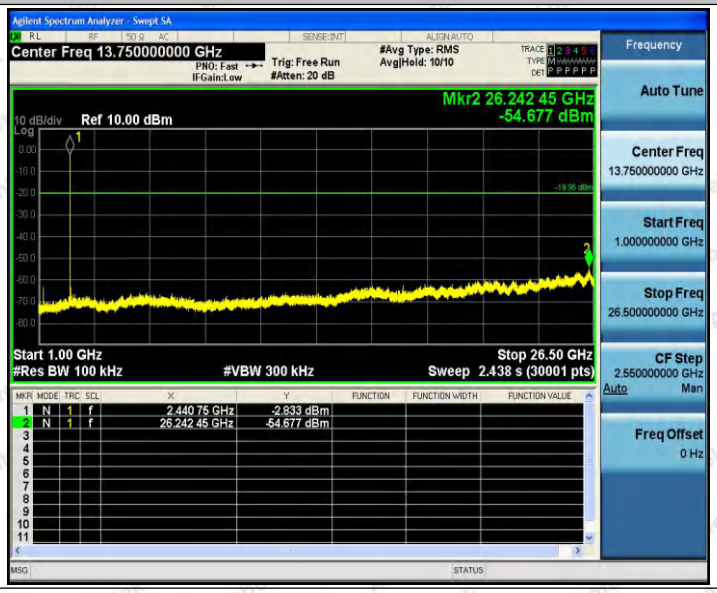

2DH5_Ant1_2480_0~Reference

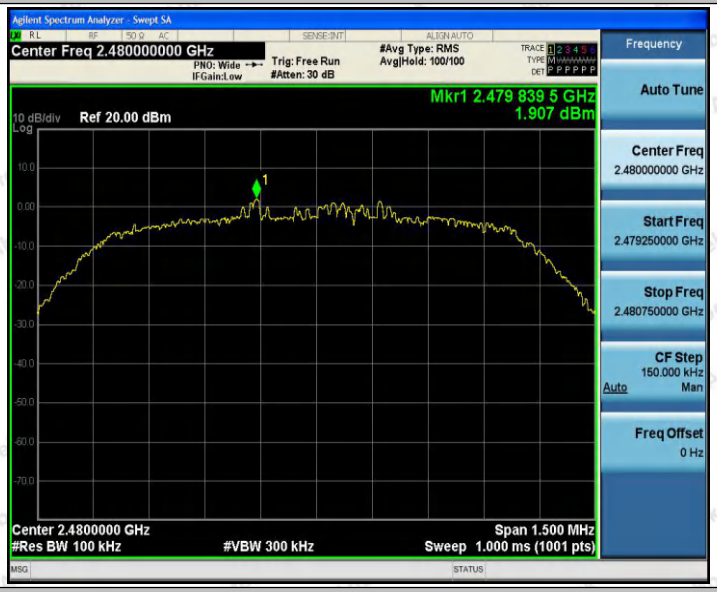

2DH5_Ant1_2480_30~1000

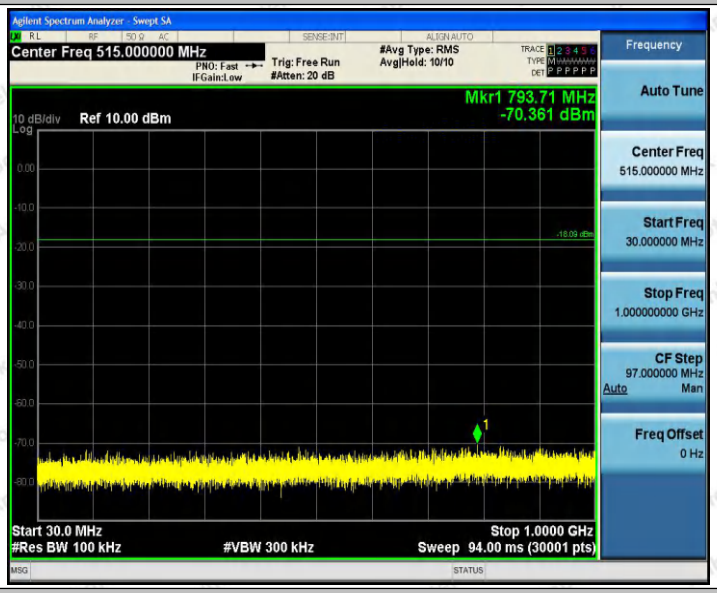

2DH5_Ant1_2480_1000~26500

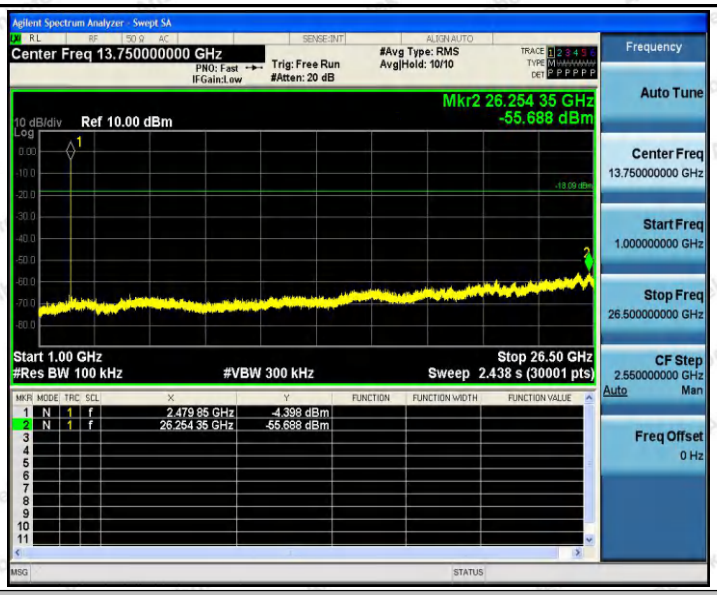

3DH5_Ant1_2402_0~Reference

3DH5_Ant1_2402_30~1000

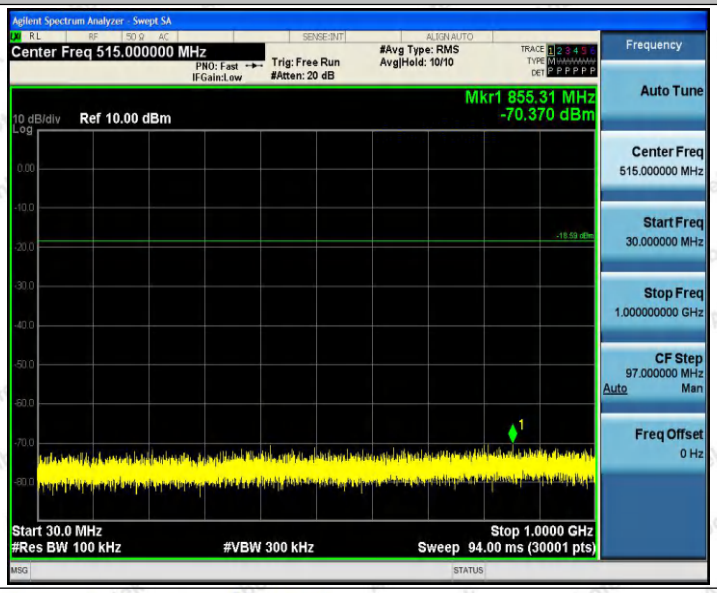

3DH5_Ant1_2402_1000~26500

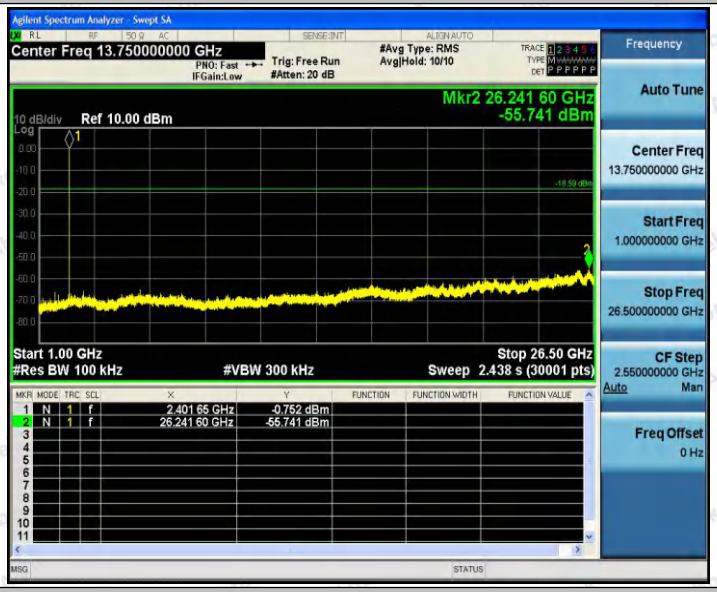

3DH5_Ant1_2441_0~Reference

3DH5_Ant1_2441_30~1000

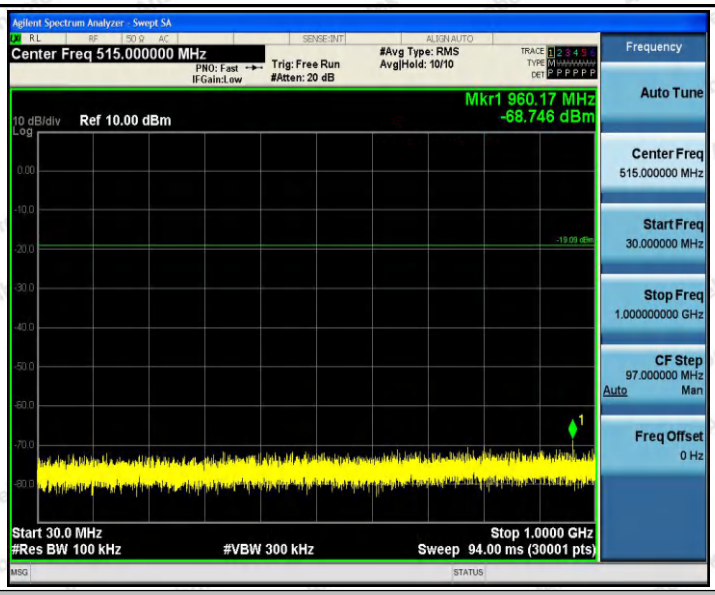

3DH5_Ant1_2441_1000~26500

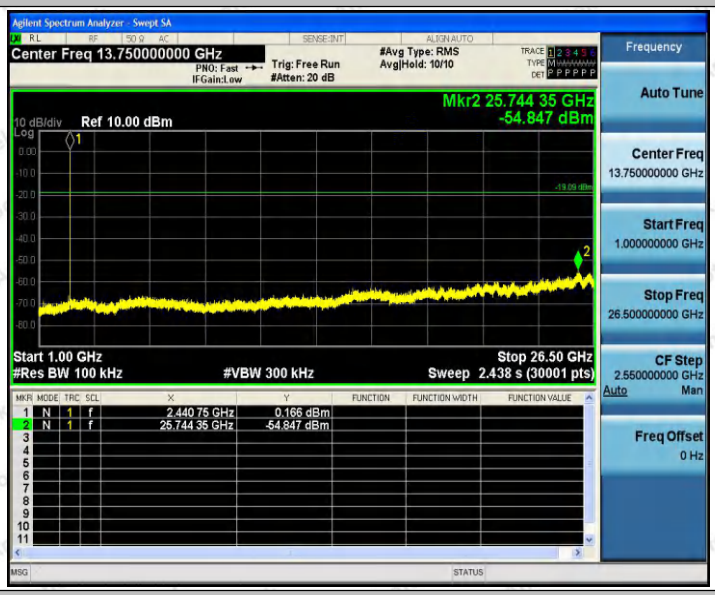

3DH5_Ant1_2480_0~Reference

3DH5_Ant1_2480_30~1000

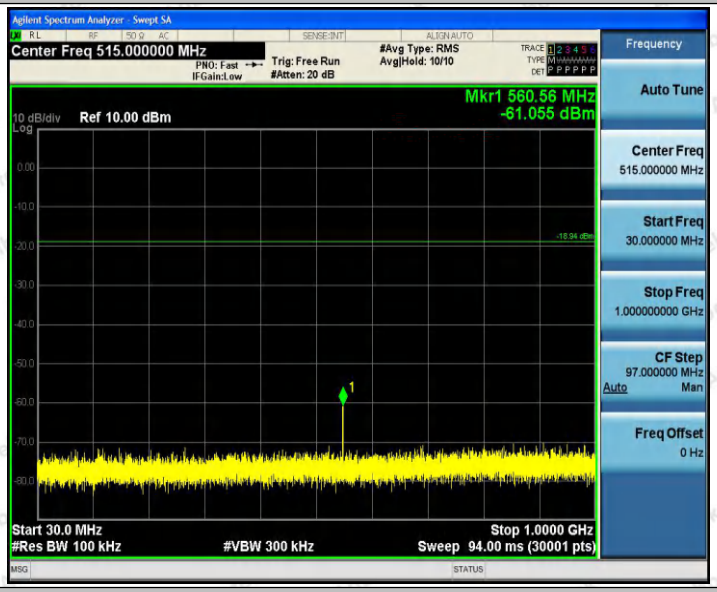

3DH5_Ant1_2480_1000~26500

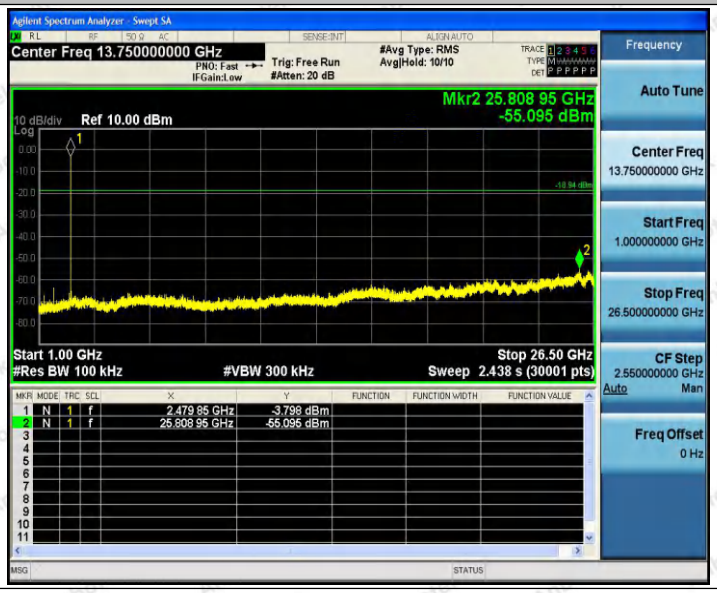

Appendix I: Duty Cycle

Test Result

TestMode	Antenna	Channel	ON Time [ms]	Period [ms]	X	DC [%]	xFactor	Limit	Verdict
DH5	Ant1	2402	2.87	3.74	0.7674	76.74	1.15	---	PASS
2DH5	Ant1	2402	2.88	3.75	0.7680	76.80	1.15	---	PASS
3DH5	Ant1	2402	2.89	3.75	0.7707	77.07	1.13	---	PASS

Test Graphs

DH5_Ant1_2402

2DH5_Ant1_2402

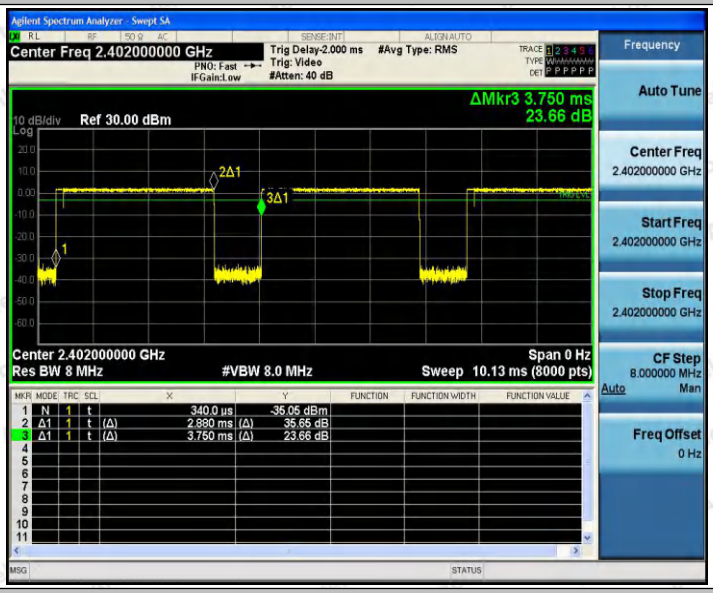

3DH5_Ant1_2402

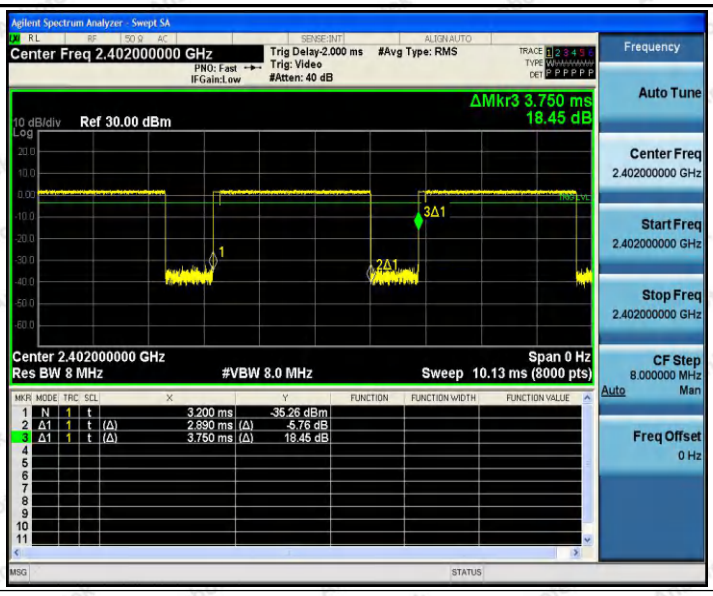
Agilent Spectrum Analyzer - Swept SA
Center Freq 2.402000000 GHz
Trig Delay-2.000 ms
#Avg Type: RMS
Trig: Video
#Atten: 40 dB
ΔMkr3 3.750 ms
18.45 dB
10 dB/div
Ref 30.00 dBm
Center 2.402000000 GHz
Span 0 Hz
Res BW 8 MHz
#VBW 8.0 MHz
Sweep 10.13 ms (8000 pts)
1 N 1 t 3.200 ms -35.26 dBm
2 Δ1 1 t (Δ) 2.890 ms (Δ) -5.76 dB
3 Δ1 1 t (Δ) 3.750 ms (Δ) 18.45 dB
Frequency
Auto Tune
Center Freq
2.402000000 GHz
Start Freq
2.402000000 GHz
Stop Freq
2.402000000 GHz
CF Step
8.000000 MHz
Auto Man
Freq Offset
0 Hz

---End---