FCC RADIO TEST REPORT

FCC ID	:	**2ALWB-7232**
Equipment	:	**Digital Media Receiver**
Model Name	:	**XC56PY**
Applicant	:	**S&R Land LLC** **4000 S. Faber Place Drive, Suite 300** **Charleston, South Carolina 29405**
Standard	:	**FCC Part 15 Subpart E §15.407**

The product was received on Feb. 13, 2019 and testing was started from Nov. 22, 2019 and completed on Sep. 17, 2020. We, SPORTON INTERNATIONAL INC., EMC & Wireless Communications Laboratory, would like to declare that the tested sample has been evaluated in accordance with the test procedures and has been in compliance with the applicable technical standards.

The test results in this variant report apply exclusively to the tested model / sample. Without written approval of SPORTON INTERNATIONAL INC. EMC & Wireless Communications Laboratory, the test report shall not be reproduced except in full.

Louis Wu

Approved by: Louis Wu

SPORTON INTERNATIONAL INC. EMC & Wireless Communications Laboratory
No. 52, Huaya 1st Rd., Guishan Dist., Taoyuan City, Taiwan (R.O.C.)

Table of Contents

History of this test report **3**
Summary of Test Result **4**
1 General Description **5**
1.1 Product Feature of Equipment Under Test 5
1.2 Product Specification of Equipment Under Test 5
1.3 Modification of EUT 6
1.4 Testing Location 6
1.5 Applicable Standards 6
2 Test Configuration of Equipment Under Test **7**
2.1 Carrier Frequency and Channel 7
2.2 Test Mode 8
2.3 Connection Diagram of Test System 9
2.4 Support Unit used in test configuration and system 9
2.5 EUT Operation Test Setup 9
2.6 Measurement Results Explanation Example 9
3 Test Result **10**
3.1 26dB & 99% Occupied Bandwidth Measurement 10
3.2 Maximum Conducted Output Power Measurement 12
3.3 Power Spectral Density Measurement 14
3.4 Unwanted Emissions Measurement 16
3.5 Antenna Requirements 20
4 List of Measuring Equipment **21**
5 Uncertainty of Evaluation **23**
Appendix A. Conducted Test Results
Appendix B. Radiated Spurious Emission
Appendix C. Radiated Spurious Emission Plots
Appendix D. Duty Cycle Plots

History of this test report

Report No.	Version	Description	Issued Date
FR740606-08	01	Initial issue of report	Sep. 23, 2020

Summary of Test Result

Report Clause	Ref Std. Clause	Test Items	Result (PASS/FAIL)
3.1	15.403(i)	26dB Bandwidth	Pass
3.1	2.1049	99% Occupied Bandwidth	Reporting only
3.2	15.407(a)	Maximum Conducted Output Power	Pass
3.3	15.407(a)	Power Spectral Density	Pass
3.4	15.407(b)	Unwanted Emissions	Pass
-	15.207	AC Conducted Emission	Not Required
-	15.407(c)	Automatically Discontinue Transmission	Not Required
3.5	15.203 15.407(a)	Antenna Requirement	Pass

Note:

1. Not required means after assessing, test items are not necessary to carry out.
2. This is a variant report by adding WLAN 5GHz Band 2 and Band 3. All the test cases were performed on original report which can be referred to Sporton Report Number FR740606-01.

Declaration of Conformity:
The test results with all measurement uncertainty excluded are presented in accordance with the regulation limits or requirements declared by manufacturers.
Comments and Explanations:
The declared of product specification for EUT presented in the report are provided by the manufacturer, and the manufacturer takes all the responsibilities for the accuracy of product specification.

Reviewed by: Wii Chang

Report Producer: Yimin Ho

1 General Description

1.1 Product Feature of Equipment Under Test

Product Feature	
Equipment	Digital Media Receiver
Model Name	XC56PY
FCC ID	2ALWB-7232
EUT supports Radios application	WLAN 11b/g/n HT20 WLAN 11a/n HT20/HT40 Bluetooth BR/EDR/LE

1.2 Product Specification of Equipment Under Test

Standards-related Product Specification	
Tx/Rx Channel Frequency Range	5260 MHz ~ 5320 MHz 5500 MHz ~ 5720 MHz
Maximum Output Power to Antenna	**<5260 MHz ~ 5320 MHz>** **<Ant. 1>** 802.11a : 21.10 dBm / 0.1288 W 802.11n HT20 : 20.90 dBm / 0.1230 W 802.11n HT40 : 19.90 dBm / 0.0977 W **<Ant. 2>** 802.11a : 19.80 dBm / 0.0955 W 802.11n HT20 : 19.60 dBm / 0.0912 W 802.11n HT40 : 18.80 dBm / 0.0759 W **<5500 MHz ~ 5720 MHz>** **<Ant. 1>** 802.11a : 20.40 dBm / 0.1096 W 802.11n HT20 : 20.30 dBm / 0.1072 W 802.11n HT40 : 19.30 dBm / 0.0851 W **<Ant. 2>** 802.11a : 19.40 dBm / 0.0871 W 802.11n HT20 : 19.30 dBm / 0.0851 W 802.11n HT40 : 19.40 dBm / 0.0871 W
99% Occupied Bandwidth	**<Ant. 1>** 802.11a : 24.35 MHz 802.11n HT20 : 24.85 MHz 802.11n HT40 : 41.60 MHz **<Ant. 2>** 802.11a : 24.70 MHz 802.11n HT20 : 25.25 MHz 802.11n HT40 : 51.40 MHz
Antenna Type / Gain	**<5260 MHz ~ 5320 MHz>** <Ant. 1>: PCB PIFA Antenna with gain 4.37 dBi <Ant. 2>: PCB PIFA Antenna with gain 5.01 dBi **<5500 MHz ~ 5720 MHz >** <Ant. 1>: PCB PIFA Antenna with gain 5.51 dBi <Ant. 2>: PCB PIFA Antenna with gain 5.43 dBi
Type of Modulation	802.11a/n : OFDM (BPSK / QPSK / 16QAM / 64QAM)

Note: The WLAN operation in 5600 MHz ~ 5650 MHz is notched.

1.3 Modification of EUT

No modifications are made to the EUT during all test items.

1.4 Testing Location

Test Site	SPORTON INTERNATIONAL INC. EMC & Wireless Communications Laboratory	
Test Site Location	No.52, Huaya 1st Rd., Guishan Dist., Taoyuan City, Taiwan (R.O.C.) TEL: +886-3-327-3456 FAX: +886-3-328-4978	
Test Site No.	**Sporton Site No.**	
	TH05-HY	03CH07-HY

Note: The test site complies with ANSI C63.4 2014 requirement.

FCC designation No.: TW1190

1.5 Applicable Standards

According to the specifications of the manufacturer, the EUT must comply with the requirements of the following standards:

- FCC Part 15 Subpart E
- FCC KDB 789033 D02 General UNII Test Procedures New Rules v02r01.
- FCC KDB 414788 D01 Radiated Test Site v01r01.
- ANSI C63.10-2013

Remark:

1. All test items were verified and recorded according to the standards and without any deviation during the test.
2. The TAF code is not including all the FCC KDB listed without accreditation.

2 Test Configuration of Equipment Under Test

The EUT has been associated with peripherals and configuration operated in a manner tended to maximize its emission characteristics in a typical application. Frequency range investigated: radiation emission (9 kHz to the 10th harmonic of the highest fundamental frequency or to 40 GHz, whichever is lower).

2.1 Carrier Frequency and Channel

Frequency Band	Channel	Freq. (MHz)	Channel	Freq. (MHz)
5250-5350 MHz Band 2 (U-NII-2A)	52	5260	60	5300
	54*	5270	62*	5310
	56	5280	64	5320
	-	-		

Frequency Band	Channel	Freq. (MHz)	Channel	Freq. (MHz)
5470-5725 MHz Band 3 (U-NII-2C)	100	5500	112	5560
	102*	5510	116	5580
	104	5520	132	5660
	-	-	134*	5670
	108	5540	136	5680
	110*	5550	140	5700

Frequency Band	Channel	Freq. (MHz)	Channel	Freq. (MHz)
Straddle Channel	-	-	144	5720
	142*	5710		

Note: The above Frequency and Channel in "*" were 802.11n HT40.

2.2 Test Mode

Final test modes are considering the modulation and worse data rates as below table.

Modulation	Data Rate
802.11a	6 Mbps
802.11n HT20	MCS0
802.11n HT40	MCS0

Ch. #		Band II：5250-5350 MHz	Band III：5470-5725MHz
		802.11a	802.11a
L	Low	52	100
M	Middle	60	116
H	High	64	140
Straddle		-	144

Ch. #		Band II：5250-5350 MHz	Band III：5470-5725MHz
		802.11n HT20	802.11n HT20
L	Low	52	100
M	Middle	60	116
H	High	64	140
Straddle		-	144

Ch. #		Band II：5250-5350 MHz	Band III：5470-5725MHz
		802.11n HT40	802.11n HT40
L	Low	54	102
M	Middle	-	110
H	High	62	134
Straddle		-	142

Remark: For radiation spurious emission, the final modulation and the worst data rate was reference the max RF conducted power.

2.3 Connection Diagram of Test System

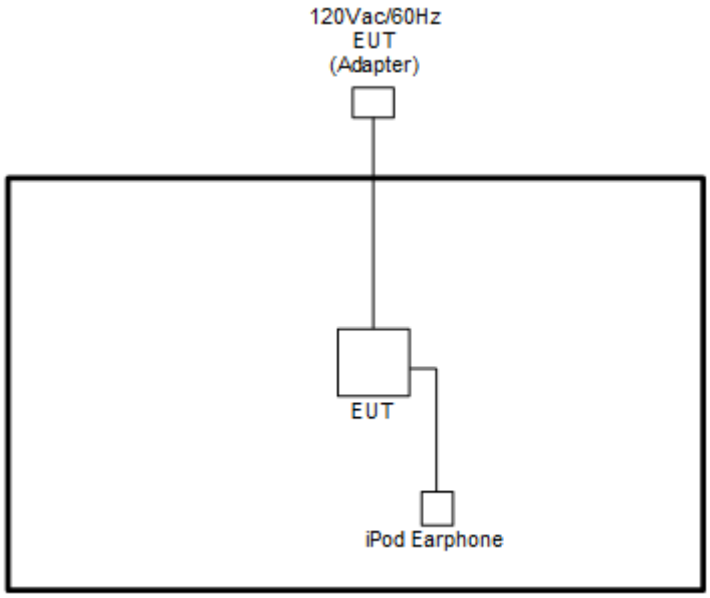

2.4 Support Unit used in test configuration and system

Item	Equipment	Brand Name	Model Name	FCC ID	Data Cable	Power Cord
1.	iPod Earphone	Apple	N/A	Verification	Unshielded, 1.0 m	N/A

2.5 EUT Operation Test Setup

The RF test items, utility “Compliance 1.0.0.44” was installed in Notebook which was programmed in order to make the EUT get into the engineering modes to provide channel selection, power level, data rate and the application type and for continuous transmitting signals.

2.6 Measurement Results Explanation Example

For all conducted test items:

The offset level is set in the spectrum analyzer to compensate the RF cable loss and attenuator factor between EUT conducted output port and spectrum analyzer. With the offset compensation, the spectrum analyzer reading level is exactly the EUT RF output level.

Example :

The spectrum analyzer offset is derived from RF cable loss and attenuator factor.

Offset = RF cable loss + attenuator factor.

Following shows an offset computation example with cable loss 4.2 dB and 10dB attenuator.

Offset(dB) = RF cable loss(dB) + attenuator factor(dB).

= 4.2 + 10 = 14.2 (dB)

3 Test Result

3.1 26dB & 99% Occupied Bandwidth Measurement

3.1.1 Description of 26dB & 99% Occupied Bandwidth

This section is for reporting purpose only.

There is no restriction limits for bandwidth.

For Straddle Channel, according to KDB 789033 D02 General UNII Test Procedures New Rules v02r01, if the power and PSD of the devices are uniform and comply with the lower limits specified for the U-NII-2 bands, a single measurement over the entire emission bandwidth can be performed to show compliance.

3.1.2 Measuring Instruments

See list of measuring equipment of this test report.

3.1.3 Test Procedures

1. The testing follows FCC KDB 789033 D02 General UNII Test Procedures New Rules v02r01. Section C) Emission bandwidth
2. Set RBW = approximately 1% of the emission bandwidth.
3. Set the VBW > RBW.
4. Detector = Peak.
5. Trace mode = max hold
6. Measure the maximum width of the emission that is 26 dB down from the peak of the emission. Compare this with the RBW setting of the analyzer. Readjust RBW and repeat measurement as needed until the RBW/EBW ratio is approximately 1%.
7. For 99% Bandwidth Measurement, the spectrum analyzer's resolution bandwidth (RBW) is set 1-5% of the emission bandwidth and set the Video bandwidth (VBW) ≥ 3 * RBW.
8. Measure and record the results in the test report.

3.1.4 Test Setup

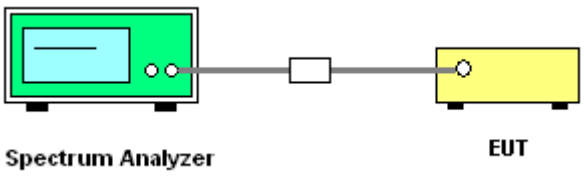

3.1.5 Test Result of 26dB & 99% Occupied Bandwidth

Please refer to Appendix A.

Maximum 26dB Bandwidth

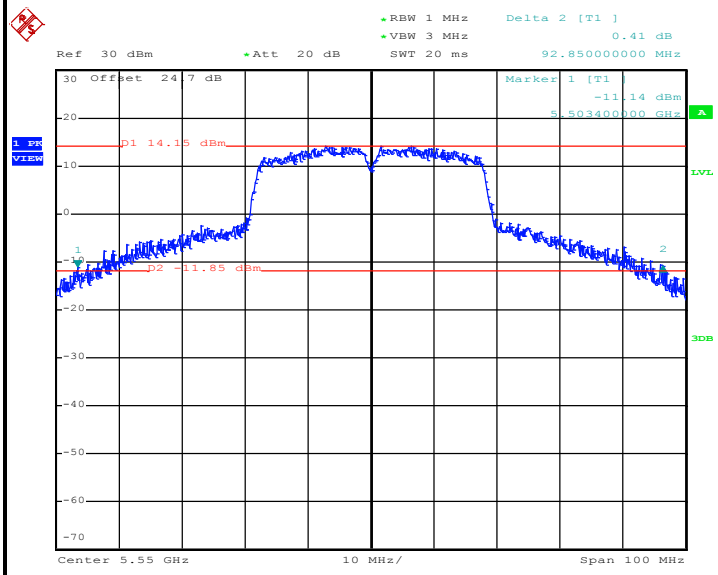

Date: 11.MAR.2020 16:27:14

Maximum 99% Occupied Bandwidth

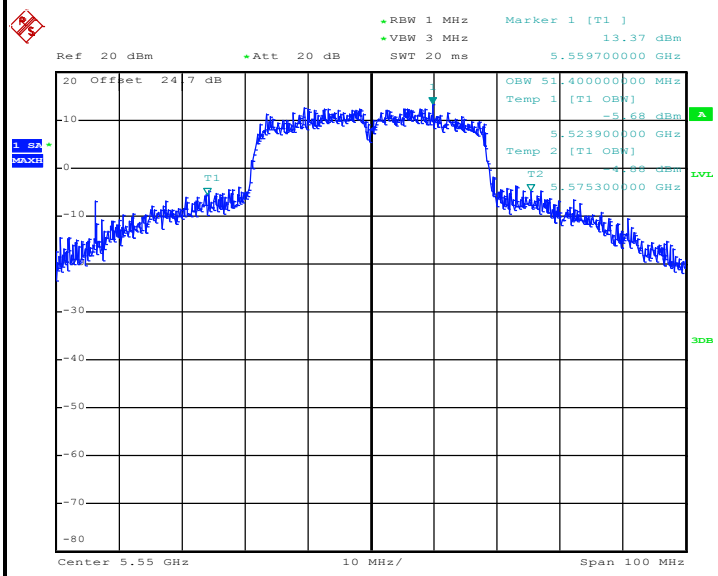

Date: 11.MAR.2020 16:28:34

Note: The occupied channel bandwidth is maintained within the band of operation for all of the modulations.

3.2 Maximum Conducted Output Power Measurement

3.2.1 Limit of Maximum Conducted Output Power

<FCC 14-30 CFR 15.407>

For the 5.25–5.725 GHz bands:

■ The maximum conducted output power over the frequency bands of operation shall not exceed the lesser of 250 mW or 11 dBm 10 log B, where B is the 26 dB emission bandwidth in megahertz.

For Straddle Channel, according to KDB 789033 D02 General UNII Test Procedures New Rules v02r01, if the power and PSD of the devices are uniform and comply with the lower limits specified for the U-NII-2 bands, a single measurement over the entire emission bandwidth can be performed to show compliance.

If transmitting antennas of directional gain greater than 6 dBi are used, the peak output power shall be reduced by the amount in dB that the directional gain of the antenna exceeds 6 dBi.

Note that U-NII-2 band, devices with a maximum e.i.r.p. greater than 500 mW shall implement TPC in order to have the capability to operate at least 6 dB below the maximum permitted e.i.r.p. of 1 W.

3.2.2 Measuring Instruments

See list of measuring equipment of this test report.

3.2.3 Test Procedures

The testing follows Method PM-G of FCC KDB 789033 D02 General UNII Test Procedures New Rules v02r01.

Method PM-G (Measurement using an RF average power meter):

1. Measurement is performed using a wideband RF power meter.
2. The EUT is configured to transmit at its maximum power control level.
3. Measure the average power of the transmitter
4. Since the measurement is made only during the ON time of the transmitter, no duty cycle correction factor is required.

For Straddle Channel, according to KDB 789033 D02 General UNII Test Procedures New Rules v02r01, if the power and PSD of the devices are uniform and comply with the lower limits specified for the U-NII-2 bands, a single measurement over the entire emission bandwidth can be performed to show compliance.

3.2.4 Test Setup

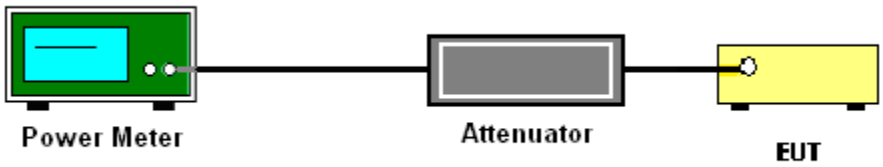

3.2.5 Test Result of Maximum Conducted Output Power

Please refer to Appendix A.

3.3 Power Spectral Density Measurement

3.3.1 Limit of Power Spectral Density

<FCC 14-30 CFR 15.407>

For the 5.25–5.725 GHz bands:

The maximum power spectral density shall not exceed 11 dBm in any 1.0 MHz band.

For Straddle Channel, according to KDB 789033 D02 General UNII Test Procedures New Rules v02r01, if the power and PSD of the devices are uniform and comply with the lower limits specified for the U-NII-2 bands, a single measurement over the entire emission bandwidth can be performed to show compliance.

If transmitting antennas of directional gain greater than 6 dBi are used, the peak output power shall be reduced by the amount in dB that the directional gain of the antenna exceeds 6 dBi.

3.3.2 Measuring Instruments

See list of measuring equipment of this test report.

3.3.3 Test Procedures

The testing follows FCC KDB 789033 D02 General UNII Test Procedures New Rules v02r01.

Section F) Maximum power spectral density.

 # Method SA-2 #

(trace averaging across on and off times of the EUT transmissions, followed by duty cycle correction).

- Measure the duty cycle.
- Set span to encompass the entire emission bandwidth (EBW) of the signal.
- Set RBW = 1 MHz.
- Set VBW ≥ 3 MHz.
- Number of points in sweep ≥ 2 Span / RBW.
- Sweep time = auto.
- Detector = RMS
- Trace average at least 100 traces in power averaging mode.
- Add 10 log(1/x), where x is the duty cycle, to the measured power in order to compute the average power during the actual transmission times. For example, add 10 log(1/0.25) = 6 dB if the duty cycle is 25 percent.

1. The RF output of EUT was connected to the spectrum analyzer by a low loss cable.
2. Each plot has already offset with cable loss, and attenuator loss. Measure the PPSD and record it.

3.3.4 Test Setup

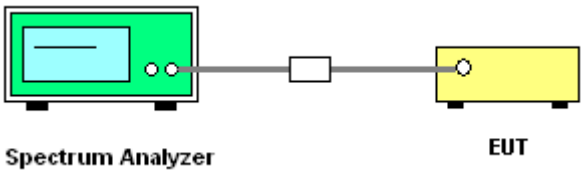

3.3.5 Test Result of Power Spectral Density

Please refer to Appendix A.

Worst Case Power Density (dBm/MHz)

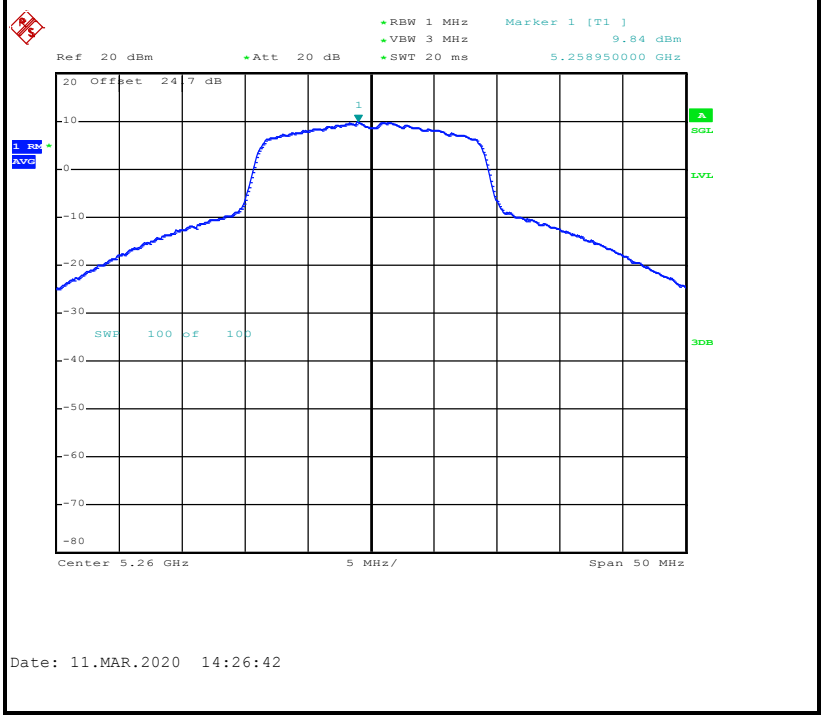

Note: Average Power Density (dB) = Measured value+ Duty Factor

3.4 Unwanted Emissions Measurement

This section is to measure unwanted emissions through radiated measurement for band edge spurious emissions and out of band emissions measurement.

3.4.1 Limit of Unwanted Emissions

(1) For transmitters operating in the 5250-5350 MHz band: all emissions outside of the 5150-5350 MHz band shall not exceed an EIRP of -27 dBm/MHz. Devices operating in the 5250-5350 MHz band that generate emissions in the 5150-5250 MHz band must meet all applicable technical requirements for operation in the 5150-5250 MHz band (including indoor use) or alternatively meet an out-of-band emission EIRP limit of -27 dBm/MHz in the 5150-5250 MHz band.

For transmitters operating in the 5470-5600 MHz and 5650-5725MHz band: all emissions outside of the 5470-5600 MHz and 5650-5725MHz band shall not exceed an EIRP of -27 dBm/MHz.

(2) Unwanted spurious emissions fallen in restricted bands shall comply with the general field strength limits as below table:

Frequency (MHz)	Field Strength (microvolts/meter)	Measurement Distance (meters)
0.009 – 0.490	2400/F(kHz)	300
0.490 – 1.705	24000/F(kHz)	30
1.705 – 30.0	30	30
30 – 88	100	3
88 – 216	150	3
216 - 960	200	3
Above 960	500	3

Note: The following formula is used to convert the EIRP to field strength.

$$E=\frac{1000000\sqrt{30P}}{3}$$ μV/m, where P is the eirp (Watts)

EIRP (dBm)	Field Strength at 3m (dBμV/m)
- 27	68.3

(3) KDB789033 D02 v02r01 G)2)c)

(i) Sections 15.407(b)(1-3) specifies the unwanted emissions limit for the U-NII-1 and U-NII-2 bands. As specified, emissions above 1000 MHz that are outside of the restricted bands are subject to a peak emission limit of −27 dBm/MHz.

(ii) Section 15.407(b)(4) specifies the unwanted emissions limit for the U-NII-3 band. A band emissions mask is specified in Section 15.407(b)(4)(i). The emission limits are based on the use of a peak detector.

3.4.2 Measuring Instruments

See list of measuring equipment of this test report.

3.4.3 Test Procedures

1. The testing follows FCC KDB 789033 D02 General UNII Test Procedures New Rules v02r01. Section G) Unwanted emissions measurement.
   (1) Procedure for Unwanted Emissions Measurements Below 1000MHz
   - RBW = 120 kHz
   - VBW = 300 kHz
   - Detector = Peak
   - Trace mode = max hold

   (2) Procedure for Peak Unwanted Emissions Measurements Above 1000 MHz
   - RBW = 1 MHz
   - VBW ≥ 3 MHz
   - Detector = Peak
   - Sweep time = auto
   - Trace mode = max hold

   (3) Procedures for Average Unwanted Emissions Measurements Above 1000MHz
   - RBW = 1 MHz
   - VBW = 10 Hz, when duty cycle is no less than 98 percent.
   - VBW ≥ 1/T, when duty cycle is less than 98 percent where T is the minimum transmission duration over which the transmitter is on and is transmitting at its maximum power control level for the tested mode of operation.
2. The EUT was placed on a turntable with 0.8 meter for frequency below 1GHz and 1.5 meter for frequency above 1GHz respectively above ground.
3. The EUT was set 3 meters from the interference receiving antenna which was mounted on the top of a variable height antenna tower.
4. The antenna is a broadband antenna and its height is adjusted between one meter and four meters above ground to find the maximum value of the field strength for both horizontal polarization and vertical polarization of the antenna.
5. For each suspected emission, the EUT was arranged to its worst case and then adjust the antenna tower (from 1 m to 4 m) and turntable (from 0 degree to 360 degrees) to find the maximum reading.
6. For testing below 1GHz, if the emission level of the EUT in peak mode was 3 dB lower than the limit specified, then peak values of EUT will be reported, otherwise, the emissions will be repeated one by one using the CISPR quasi-peak method and reported.
7. For testing above 1GHz, the emission level of the EUT in peak mode was 20dB lower than average limit (that means the emission level in average mode also complies with the limit in average mode), then peak values of EUT will be reported, otherwise, the emissions will be measured in average mode again and reported.

3.4.4 Test Setup

For radiated emissions below 30MHz

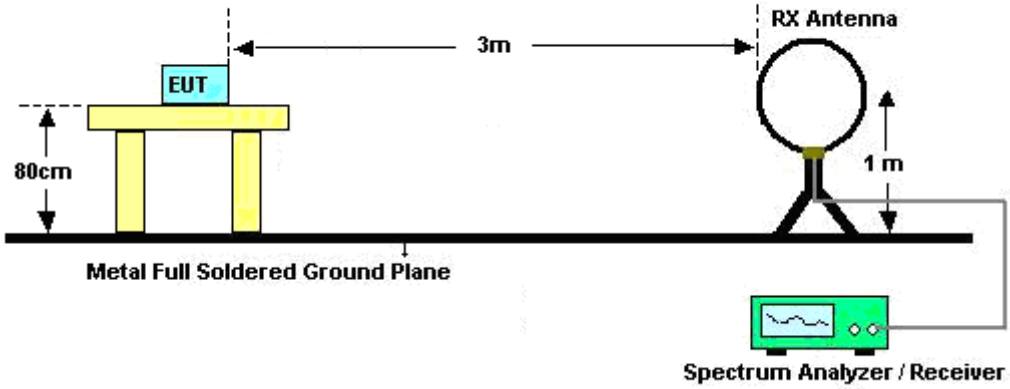

For radiated emissions from 30MHz to 1GHz

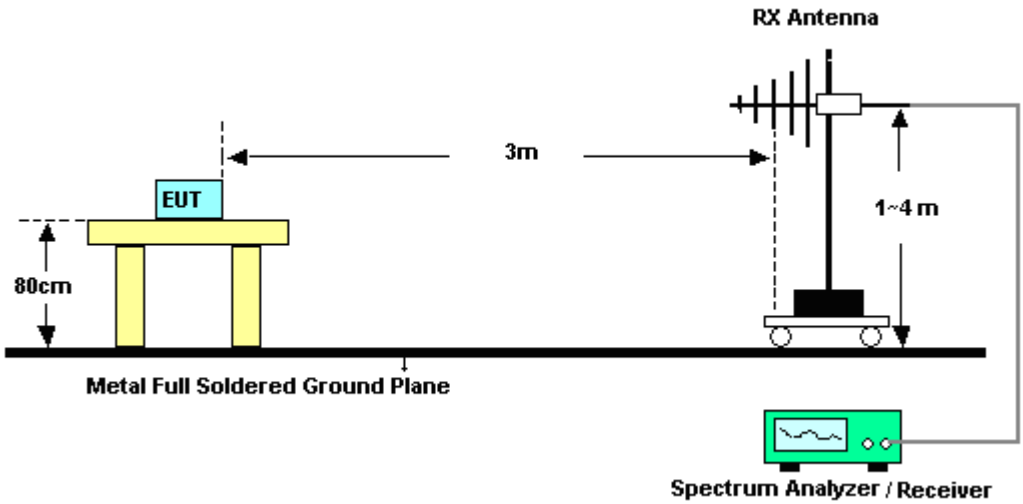

For radiated emissions above 1GHz

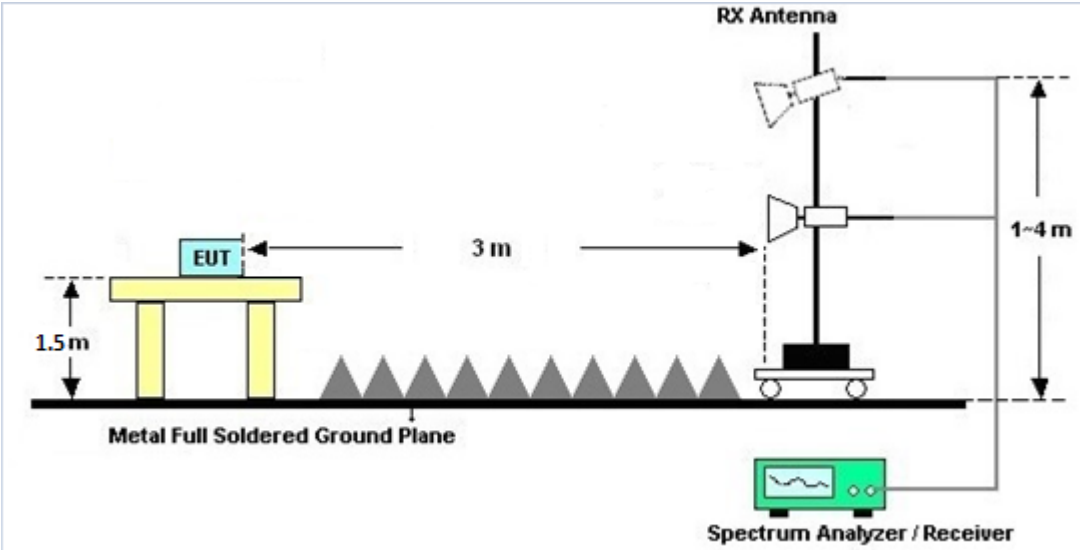

3.4.5 Test Results of Radiated Spurious Emissions (9 kHz ~ 30 MHz)

The low frequency, which started from 9 kHz to 30MHz, was pre-scanned and the result which was 20dB lower than the limit line was not reported.

There is a comparison data of both open-field test site and alternative test site - semi-Anechoic chamber according to 414788 D01 Radiated Test Site v01r01, and the result came out very similar.

3.4.6 Test Result of Radiated Spurious at Band Edges

Please refer to Appendix B and C.

3.4.7 Duty Cycle

Please refer to Appendix D.

3.4.8 Test Result of Radiated Spurious Emissions (30MHz ~ 10th Harmonic)

Please refer to Appendix B and C.

3.5 Antenna Requirements

3.5.1 Standard Applicable

If transmitting antenna directional gain is greater than 6 dBi, both the peak transmit power and the peak power spectral density shall be reduced by the amount in dB that the directional gain of the antenna exceeds 6 dBi.

3.5.2 Antenna Anti-Replacement Construction

An embedded-in antenna design is used.

3.5.3 Antenna Gain

The antenna peak gain of EUT is less than 6 dBi. Therefore, it is not necessary to reduce maximum peak output power limit.

4 List of Measuring Equipment

Instrument	Brand Name	Model No.	Serial No.	Characteristics	Calibration Date	Test Date	Due Date	Remark
Hygrometer	Testo	608-H2	41410069	N/A	Jun. 17, 2019	Nov. 22, 2019~ Jun. 15, 2020	Jun. 16, 2020	Conducted (TH05-HY)
Hygrometer	Testo	608-H1	34893241	N/A	Mar. 02, 2020	Jun. 16, 2020~ Sep. 17, 2020	Mar. 01, 2021	Conducted (TH05-HY)
Power Sensor	DARE	RPR3006W	16I00054SNO10	10MHz~6GHz	Nov. 21, 2019	Nov. 22, 2019~ Sep. 17, 2020	Nov. 20, 2020	Conducted (TH05-HY)
Spectrum Analyzer	Rohde & Schwarz	FSP40	100055	9kHz-40GHz	Aug. 14, 2019	Nov. 22, 2019~ Aug. 12, 2020	Aug. 13, 2020	Conducted (TH05-HY)
Spectrum Analyzer	Rohde & Schwarz	FSP30	101067	9kHz~30GHz	Nov. 26, 2019	Aug. 13, 2020~ Sep. 17, 2020	Nov. 25, 2020	Conducted (TH05-HY)
Switch Box & RF Cable	Burgeon	ETF-058	EC1208382	N/A	Mar. 27, 2019	Nov. 22, 2019~ Mar. 25, 2020	Mar. 26, 2020	Conducted (TH05-HY)
Switch Box & RF Cable	EM Electronics	EMSW18SE	SW200302	N/A	Mar. 17, 2020	Mar. 26, 2020~ Sep. 17, 2020	Mar. 16, 2021	Conducted (TH05-HY)
Loop Antenna	Rohde & Schwarz	HFH2-Z2	100315	9 kHz~30 MHz	Dec. 27, 2018	Nov. 22, 2019~ Dec. 25, 2019	Dec. 26, 2019	Radiation (03CH07-HY)
Loop Antenna	Rohde & Schwarz	HFH2-Z2	100315	9 kHz~30 MHz	Dec. 26, 2019	Dec. 26, 2019~ Sep. 11, 2020	Dec. 25, 2020	Radiation (03CH07-HY)
Bilog Antenna	TESEQ	CBL 6111D & 00800N1D01N-06	35419 & 03	30MHz~1GHz	Apr. 30, 2019	Nov. 22, 2019~ Apr. 28, 2020	Apr. 29, 2020	Radiation (03CH07-HY)
Bilog Antenna	TESEQ	CBL 6111D & 00800N1D01N-06	35419 & 03	30MHz~1GHz	Apr. 29, 2020	Apr. 29, 2020~ Sep. 11, 2020	Apr. 28, 2021	Radiation (03CH07-HY)
Double Ridge Horn Antenna	ESCO	3117	00075962	1GHz ~ 18GHz	Dec. 07, 2018	Nov. 22, 2019~ Dec. 05, 2019	Dec. 06, 2019	Radiation (03CH07-HY)
Double Ridge Horn Antenna	ESCO	3117	00075962	1GHz ~ 18GHz	Dec. 06, 2019	Dec. 06, 2019~ Sep. 11, 2020	Dec. 05, 2020	Radiation (03CH07-HY)
SHF-EHF Horn Antenna	SCHWARZBECK	BBHA 9170	BBHA9170584	18GHz~40GHz	Dec. 11, 2018	Nov. 22, 2019~ Dec. 09, 2019	Dec. 10, 2019	Radiation (03CH07-HY)
SHF-EHF Horn Antenna	SCHWARZBECK	BBHA 9170	BBHA9170584	18GHz~40GHz	Dec. 10, 2019	Dec. 10, 2019~ Sep. 11, 2020	Dec. 09, 2020	Radiation (03CH07-HY)
EMI Test Receiver	Agilent	N9038A (MXE)	MY53290053	20Hz~26.5GHz	May 22, 2019	Nov. 22, 2019~ May 20, 2020	May 21, 2020	Radiation (03CH07-HY)
EMI Test Receiver	Agilent	N9038A (MXE)	MY53290053	20Hz~26.5GHz	May 21, 2020	May 21, 2020~ Sep. 11, 2020	May 20, 2021	Radiation (03CH07-HY)
Spectrum Analyzer	Agilent	N9030A	MY52350276	3Hz~44GHz	Jun. 10, 2019	Nov. 22, 2019~ Jun. 08, 2020	Jun. 09, 2020	Radiation (03CH07-HY)
Spectrum Analyzer	Agilent	N9030A	MY52350276	3Hz~44GHz	Jun. 09, 2020	Jun. 09, 2020~ Sep. 11, 2020	Jun. 08, 2021	Radiation (03CH07-HY)
Preamplifier	COM-POWER	PA-103A	161241	10MHz~1GHz	May 20, 2019	Nov. 22, 2019~ May 18, 2020	May 19, 2020	Radiation (03CH07-HY)
Preamplifier	COM-POWER	PA-103A	161241	10MHz~1GHz	May 19, 2020	May 19, 2020~ Sep. 11, 2020	May 18, 2021	Radiation (03CH07-HY)
Preamplifier	MITEQ	AMF-7D-00101800-30-10P	1590075	1GHz~18GHz	Apr. 24, 2019	Nov. 22, 2019~ Apr. 22, 2020	Apr. 23, 2020	Radiation (03CH07-HY)
Preamplifier	MITEQ	AMF-7D-00101800-30-10P	1590075	1GHz~18GHz	Apr. 23, 2020	Apr. 23, 2020~ Sep. 11, 2020	Apr. 22, 2021	Radiation (03CH07-HY)

Instrument	Brand Name	Model No.	Serial No.	Characteristics	Calibration Date	Test Date	Due Date	Remark
Preamplifier	Agilent	8449B	3008A02362	1GHz~26.5GHz	Nov. 01, 2019	Nov. 22, 2019~ Sep. 11, 2020	Oct. 31, 2020	Radiation (03CH07-HY)
Preamplifier	EMEC	EM18G40G	060715	18GHz~40GHz	Dec. 14, 2018	Nov. 22, 2019~ Dec. 12, 2019	Dec. 13, 2019	Radiation (03CH07-HY)
Preamplifier	EMEC	EM18G40G	060715	18GHz~40GHz	Dec. 13, 2019	Dec. 13, 2019~ Sep. 11, 2020	Dec. 12, 2020	Radiation (03CH07-HY)
RF Cable	HUBER + SUHNER	SUCOFLEX 102	MY2858/2,801606/2	18GHz~40GHz	Feb. 26, 2019	Nov. 22, 2019~ Feb. 24, 2020	Feb. 25, 2020	Radiation (03CH07-HY)
RF Cable	HUBER + SUHNER	SUCOFLEX 102	MY2858/2,801606/2	18GHz~40GHz	Feb. 25, 2020	Feb. 25, 2020~ Sep. 11, 2020	Feb. 24, 2021	Radiation (03CH07-HY)
RF Cable	HUBER + SUHNER	SUCOFLEX 104	MY24971/4, MY28655/4	9kHz~30MHz	Feb. 26, 2019	Nov. 22, 2019~ Feb. 24, 2020	Feb. 25, 2020	Radiation (03CH07-HY)
RF Cable	HUBER + SUHNER	SUCOFLEX 104	MY24971/4, MY28655/4	9kHz~30MHz	Feb. 25, 2020	Feb. 25, 2020~ Sep. 11, 2020	Feb. 24, 2021	Radiation (03CH07-HY)
RF Cable	HUBER + SUHNER	SUCOFLEX 104	MY28655/4, MY24971/4, MY15682/4	30MHz~1GHz	Feb. 26, 2019	Nov. 22, 2019~ Feb. 24, 2020	Feb. 25, 2020	Radiation (03CH07-HY)
RF Cable	HUBER + SUHNER	SUCOFLEX 104	MY28655/4, MY24971/4, MY15682/4	30MHz~1GHz	Feb. 25, 2020	Feb. 25, 2020~ Sep. 11, 2020	Feb. 24, 2021	Radiation (03CH07-HY)
RF Cable	HUBER + SUHNER	SUCOFLEX 104	MY28655/4, MY24971/4, MY15682/4	1GHz~18GHz	Feb. 26, 2019	Nov. 22, 2019~ Feb. 24, 2020	Feb. 25, 2020	Radiation (03CH07-HY)
RF Cable	HUBER + SUHNER	SUCOFLEX 104	MY28655/4, MY24971/4, MY15682/4	1GHz~18GHz	Feb. 25, 2020	Feb. 25, 2020~ Sep. 11, 2020	Feb. 24, 2021	Radiation (03CH07-HY)
RF Cable	HUBER + SUHNER	SUCOFLEX 102	801606/2	9KHz ~ 40GHz	N/A	Nov. 22, 2019~ Sep. 11, 2020	N/A	Radiation (03CH07-HY)
Antenna Mast	Max-Full	MFA520BS	N/A	1m~4m	N/A	Nov. 22, 2019~ Sep. 11, 2020	N/A	Radiation (03CH07-HY)
Turn Table	ChainTek	Chaintek 3000	N/A	0~360 Degree	N/A	Nov. 22, 2019~ Sep. 11, 2020	N/A	Radiation (03CH07-HY)
USB Data Logger	TECPEL	TR-32	HE17XB2495	N/A	N/A	Nov. 22, 2019~ Sep. 11, 2020	N/A	Radiation (03CH07-HY)
Software	Audix	E3 6.2009-8-24	N/A	N/A	N/A	Nov. 22, 2019~ Sep. 11, 2020	N/A	Radiation (03CH07-HY)

5 Uncertainty of Evaluation

Uncertainty of Radiated Emission Measurement (30 MHz ~ 1000 MHz)

Measuring Uncertainty for a Level of Confidence of 95% (U = 2Uc(y))	4.7

Uncertainty of Radiated Emission Measurement (1000 MHz ~ 18000 MHz)

Measuring Uncertainty for a Level of Confidence of 95% (U = 2Uc(y))	5.3

Uncertainty of Radiated Emission Measurement (18000 MHz ~ 40000 MHz)

Measuring Uncertainty for a Level of Confidence of 95% (U = 2Uc(y))	5.0

Appendix A. Test Result of Conducted Test Items

Test Engineer:	Owen Yang	Temperature:	21~25	°C
Test Date:	2019/11/22~2020/09/17	Relative Humidity:	51~54	%

Report Number : FR740606-08

TEST RESULTS DATA
26dB and 99% OBW

Band II single antenna															
Mod.	Data Rate	NTX	CH.	Freq. (MHz)	99% Bandwidth (MHz)		26 dB Bandwidth (MHz)		IC 99% Bandwidth Power Limit (dBm)		IC 99% Bandwidth EIRP Limit (dBm)		FCC 26dB Bandwidth Power Limit (dBm)		Note
					Ant 1	Ant 2	Ant 1	Ant 2	Ant 1	Ant 2	Ant 1	Ant 2	Ant 1	Ant 2	
11a	6Mbps	1	52	5260	23.80	23.95	44.75	44.10	23.98	23.98	30.00	30.00	23.98	23.98	
11a	6Mbps	1	60	5300	24.35	24.70	44.80	45.95	23.98	23.98	30.00	30.00	23.98	23.98	
11a	6Mbps	1	64	5320	17.20	17.20	36.20	38.95	23.36	23.36	29.36	29.36	23.98	23.98	
HT20	MCS0	1	52	5260	23.60	23.75	47.40	46.95	23.98	23.98	30.00	30.00	23.98	23.98	
HT20	MCS0	1	60	5300	24.85	25.25	46.10	47.10	23.98	23.98	30.00	30.00	23.98	23.98	
HT20	MCS0	1	64	5320	17.85	18.00	31.15	40.40	23.52	23.55	29.52	29.55	23.98	23.98	
HT40	MCS0	1	54	5270	38.50	38.30	82.40	84.20	23.98	23.98	30.00	30.00	23.98	23.98	
HT40	MCS0	1	62	5310	36.30	36.70	40.80	52.60	23.98	23.98	30.00	30.00	23.98	23.98	

TEST RESULTS DATA
Average Power Table

FCC Band II single antenna													
Mod.	Data Rate	NTX	CH.	Freq. (MHz)	Average Conducted Power (dBm)			FCC Conducted Power Limit (dBm)		DG (dBi)		EIRP Power Limit (dBm)	Pass/Fail
					Ant 1	Ant 2	SUM	Ant 1	Ant 2	Ant 1	Ant 2		
11a	6Mbps	1	52	5260	21.00	19.80		23.98	23.98	4.37	5.01	26.99	Pass
11a	6Mbps	1	60	5300	21.10	19.80		23.98	23.98	4.37	5.01	26.99	Pass
11a	6Mbps	1	64	5320	17.00	15.90		23.98	23.98	4.37	5.01	26.99	Pass
HT20	MCS0	1	52	5260	20.90	19.60		23.98	23.98	4.37	5.01	26.99	Pass
HT20	MCS0	1	60	5300	20.90	19.60		23.98	23.98	4.37	5.01	26.99	Pass
HT20	MCS0	1	64	5320	15.90	16.10		23.98	23.98	4.37	5.01	26.99	Pass
HT40	MCS0	1	54	5270	19.90	18.80		23.98	23.98	4.37	5.01	26.99	Pass
HT40	MCS0	1	62	5310	12.20	10.00		23.98	23.98	4.37	5.01	26.99	Pass

Report Number : FR740606-08

TEST RESULTS DATA
Power Spectral Density

Band II single antenna															
Mod.	Data Rate	NTX	CH.	Freq. (MHz)	Duty Factor (dB)		Average Power Density (dBm/MHz)			Average PSD Limit (dBm/MHz)		DG (dBi)			Pass /Fail
					Ant 1	Ant 2	Ant 1	Ant 2	SUM	Ant 1	Ant 2	Ant 1	Ant 2		
11a	6Mbps	1	52	5260	0.51	0.53	9.94	9.45		11.00	11.00	4.37	5.01		Pass
11a	6Mbps	1	60	5300	0.51	0.53	10.00	9.29		11.00	11.00	4.37	5.01		Pass
11a	6Mbps	1	64	5320	0.51	0.53	6.37	5.25		11.00	11.00	4.37	5.01		Pass
HT20	MCS0	1	52	5260	0.55	0.55	10.39	8.47		11.00	11.00	4.37	5.01		Pass
HT20	MCS0	1	60	5300	0.55	0.55	10.33	8.52		11.00	11.00	4.37	5.01		Pass
HT20	MCS0	1	64	5320	0.55	0.55	5.70	4.97		11.00	11.00	4.37	5.01		Pass
HT40	MCS0	1	54	5270	1.02	1.03	5.31	3.87		11.00	11.00	4.37	5.01		Pass
HT40	MCS0	1	62	5310	1.02	1.03	-1.92	-4.33		11.00	11.00	4.37	5.01		Pass

TEST RESULTS DATA
26dB and 99% OBW

Band III single antenna																
Mod.	Data Rate	NTX	CH.	Freq. (MHz)	99% Bandwidth In U-NII 2C (MHz)		26 dB Bandwidth In U-NII 2C (MHz)		IC 99% Bandwidth Power Limit (dBm)		IC 99% Bandwidth EIRP Limit (dBm)		FCC 26dB Bandwidth Power Limit (dBm)		6 dB Bandwidth for Straddle Channel (MHz)	
					Ant 1	Ant 2	Ant 1	Ant 2	Ant 1	Ant 2	Ant 1	Ant 2	Ant 1	Ant 2	Ant 1	Ant 2
11a	6Mbps	1	100	5500	17.25	17.30	38.00	38.40	23.37	23.38	29.37	29.38	23.98	23.98	----	----
11a	6Mbps	1	116	5580	23.65	24.10	44.70	45.60	23.98	23.98	30.00	30.00	23.98	23.98	----	----
11a	6Mbps	1	140	5700	17.00	17.05	34.65	35.85	23.30	23.32	29.30	29.32	23.98	23.98	----	----
HT20	MCS0	1	100	5500	18.10	18.45	40.00	41.00	23.58	23.66	29.58	29.66	23.98	23.98	----	----
HT20	MCS0	1	116	5580	24.60	24.95	45.85	46.30	23.98	23.98	30.00	30.00	23.98	23.98	----	----
HT20	MCS0	1	140	5700	17.75	17.75	30.10	32.70	23.49	23.49	29.49	29.49	23.98	23.98	----	----
HT40	MCS0	1	102	5510	36.40	36.30	62.95	53.80	23.98	23.98	30.00	30.00	23.98	23.98	----	----
HT40	MCS0	1	110	5550	41.60	51.40	87.30	92.85	23.98	23.98	30.00	30.00	23.98	23.98	----	----
HT40	MCS0	1	134	5670	36.70	36.80	75.40	69.20	23.98	23.98	30.00	30.00	23.98	23.98	----	----

Band III straddle channel single antenna																
Mod.	Data Rate	NTX	CH.	Freq. (MHz)	99% Bandwidth In U-NII 2C (MHz)		26 dB Bandwidth In U-NII 2C (MHz)		IC 99% Bandwidth Power Limit (dBm)		IC 99% Bandwidth EIRP Limit (dBm)		FCC 26dB Bandwidth Power Limit (dBm)		6 dB Bandwidth for Straddle Channel (MHz)	
					Ant 1	Ant 2	Ant 1	Ant 2	Ant 1	Ant 2	Ant 1	Ant 2	Ant 1	Ant 2	Ant 1	Ant 2
11a	6Mbps	1	144	5720	16.55	15.65	26.90	26.40	23.19	22.95	29.19	28.95	23.98	23.98	2.55	2.5
HT20	MCS0	1	144	5720	17.70	16.45	29.15	28.15	23.48	23.16	29.48	29.16	23.98	23.98	2.55	2.55
HT40	MCS0	1	142	5710	41.50	40.10	62.20	60.60	23.98	23.98	30.00	30.00	23.98	23.98	1.32	2.52

TEST RESULTS DATA
Average Power Table

FCC Band III single antenna													
Mod.	Data Rate	NTX	CH.	Freq. (MHz)	Average Conducted Power (dBm)			FCC Conducted Power Limit (dBm)		DG (dBi)		EIRP Power Limit (dBm)	Pass/Fail
					Ant 1	Ant 2	SUM	Ant 1	Ant 2	Ant 1	Ant 2		
11a	6Mbps	1	100	5500	17.10	16.30		23.98	23.98	5.51	5.43	26.99	Pass
11a	6Mbps	1	116	5580	20.40	19.40		23.98	23.98	5.51	5.43	26.99	Pass
11a	6Mbps	1	140	5700	15.90	15.00		23.98	23.98	5.51	5.43	26.99	Pass
HT20	MCS0	1	100	5500	17.00	16.10		23.98	23.98	5.51	5.43	26.99	Pass
HT20	MCS0	1	116	5580	20.30	19.30		23.98	23.98	5.51	5.43	26.99	Pass
HT20	MCS0	1	140	5700	15.00	13.90		23.98	23.98	5.51	5.43	26.99	Pass
HT40	MCS0	1	102	5510	13.30	12.30		23.98	23.98	5.51	5.43	26.99	Pass
HT40	MCS0	1	110	5550	19.30	19.40		23.98	23.98	5.51	5.43	26.99	Pass
HT40	MCS0	1	134	5670	17.00	16.20		23.98	23.98	5.51	5.43	26.99	Pass

FCC Band III straddle channel single antenna													
Mod.	Data Rate	NTX	CH.	Freq. (MHz)	Average Conducted Power (dBm)			FCC Conducted Power Limit (dBm)		DG (dBi)		EIRP Power Limit (dBm)	Pass/Fail
					Ant 1	Ant 2	SUM	Ant 1	Ant 2	Ant 1	Ant 2		
11a	6Mbps	1	144	5720	20.10	18.50		23.98	23.98	5.51	5.43	26.99	Pass
HT20	MCS0	1	144	5720	19.50	18.30		23.98	23.98	5.51	5.43	26.99	Pass
HT40	MCS0	1	142	5710	20.20	18.50		23.98	23.98	5.51	5.43	26.99	Pass

TEST RESULTS DATA
Power Spectral Density

Band III single antenna															
Mod.	Data Rate	NTX	CH.	Freq. (MHz)	Duty Factor (dB)		Average Power Density (dBm/MHz)			Average PSD Limit (dBm/MHz)		DG (dBi)			Pass /Fail
					Ant 1	Ant 2	Ant 1	Ant 2	SUM	Ant 1	Ant 2	Ant 1	Ant 2		
11a	6Mbps	1	100	5500	0.51	0.53	5.93	5.97		11.00	11.00	5.51	5.43		Pass
11a	6Mbps	1	116	5580	0.51	0.53	9.97	8.66		11.00	11.00	5.51	5.43		Pass
11a	6Mbps	1	140	5700	0.51	0.53	5.07	3.85		11.00	11.00	5.51	5.43		Pass
HT20	MCS0	1	100	5500	0.55	0.55	7.16	5.81		11.00	11.00	5.51	5.43		Pass
HT20	MCS0	1	116	5580	0.55	0.55	9.61	8.50		11.00	11.00	5.51	5.43		Pass
HT20	MCS0	1	140	5700	0.55	0.55	3.77	2.59		11.00	11.00	5.51	5.43		Pass
HT40	MCS0	1	102	5510	1.02	1.03	0.64	-2.28		11.00	11.00	5.51	5.43		Pass
HT40	MCS0	1	110	5550	1.02	1.03	4.94	5.23		11.00	11.00	5.51	5.43		Pass
HT40	MCS0	1	134	5670	1.02	1.03	2.81	1.40		11.00	11.00	5.51	5.43		Pass

Band III straddle channel single antenna															
Mod.	Data Rate	NTX	CH.	Freq. (MHz)	Duty Factor (dB)		Average Power Density (dBm/MHz)			Average PSD Limit (dBm/MHz)		DG (dBi)			Pass /Fail
					Ant 1	Ant 2	Ant 1	Ant 2	SUM	Ant 1	Ant 2	Ant 1	Ant 2		
11a	6Mbps	1	144	5720	0.51	0.53	8.80	7.01		11.00	11.00	5.51	5.43		Pass
HT20	MCS0	1	144	5720	0.55	0.55	8.79	7.16		11.00	11.00	5.51	5.43		Pass
HT40	MCS0	1	142	5710	1.02	1.03	5.61	3.53		11.00	11.00	5.51	5.43		Pass

Appendix B. Radiated Spurious Emission

Test Engineer :	Jesse Wang, Stan Hsieh and Ken Wu	Temperature :	21~24°C
		Relative Humidity :	51~58%

Band 2 - 5250~5350MHz

WIFI 802.11a (Band Edge @ 3m)

WIFI Ant. 1	Note	Frequency (MHz)	Level (dBµV/m)	Over Limit (dB)	Limit Line (dBµV/m)	Read Level (dBµV)	Antenna Factor (dB/m)	Path Loss (dB)	Preamp Factor (dB)	Ant Pos (cm)	Table Pos (deg)	Peak Avg. (P/A)	Pol. (H/V)
802.11a CH 52 5260MHz		5132.3	49.43	-24.57	74	39.42	34.2	11.24	35.43	365	259	P	H
		5107.8	40.99	-13.01	54	31.08	34.1	11.24	35.43	365	259	A	H
	*	5260	114.42	-	-	104.02	34.4	11.38	35.38	365	259	P	H
	*	5260	106.71	-	-	96.31	34.4	11.38	35.38	365	259	A	H
		5411.76	51.73	-22.27	74	40.9	34.63	11.53	35.33	365	259	P	H
		5412.48	43.5	-10.5	54	32.67	34.63	11.53	35.33	365	259	A	H
		5106.4	50.06	-23.94	74	40.15	34.1	11.24	35.43	136	190	P	V
		5107.8	41.95	-12.05	54	32.04	34.1	11.24	35.43	136	190	A	V
	*	5260	113.1	-	-	102.7	34.4	11.38	35.38	136	190	P	V
	*	5260	105.21	-	-	94.81	34.4	11.38	35.38	136	190	A	V
		5352.96	50.94	-23.06	74	40.4	34.4	11.49	35.35	136	190	P	V
		5350.08	42.98	-11.02	54	32.44	34.4	11.49	35.35	136	190	A	V
802.11a CH 60 5300MHz		5057.4	48.81	-25.19	74	39.06	34.07	11.13	35.45	377	268	P	H
		5147.35	40.4	-13.6	54	30.23	34.3	11.29	35.42	377	268	A	H
	*	5300	114.51	-	-	104.06	34.4	11.42	35.37	377	268	P	H
	*	5300	106.81	-	-	96.36	34.4	11.42	35.37	377	268	A	H
		5350.56	61.32	-12.68	74	50.78	34.4	11.49	35.35	377	268	P	H
		5350.32	47.47	-6.53	54	36.93	34.4	11.49	35.35	377	268	A	H
		5123.2	49.29	-24.71	74	39.28	34.2	11.24	35.43	150	189	P	V
		5146.65	41.7	-12.3	54	31.53	34.3	11.29	35.42	150	189	A	V
	*	5300	113.38	-	-	102.93	34.4	11.42	35.37	150	189	P	V
	*	5300	105.46	-	-	95.01	34.4	11.42	35.37	150	189	A	V
		5351.04	61.4	-12.6	74	50.86	34.4	11.49	35.35	150	189	P	V
		5350.32	50.16	-3.84	54	39.62	34.4	11.49	35.35	150	189	A	V

802.11a CH 64 5320MHz	*	5320	110.64	-	-	100.15	34.4	11.45	35.36	291	275	P	H
	*	5320	103.01	-	-	92.52	34.4	11.45	35.36	291	275	A	H
		5350.08	66.89	-7.11	74	56.35	34.4	11.49	35.35	291	275	P	H
		5350.4	51.37	-2.63	54	40.83	34.4	11.49	35.35	291	275	A	H
	*	5320	108.63	-	-	98.14	34.4	11.45	35.36	157	180	P	V
	*	5320	101.46	-	-	90.97	34.4	11.45	35.36	157	180	A	V
		5352.8	58.92	-15.08	74	48.38	34.4	11.49	35.35	157	180	P	V
		5350.4	49.39	-4.61	54	38.85	34.4	11.49	35.35	157	180	A	V
Remark	1. No other spurious found. 2. All results are PASS against Peak and Average limit line.												

Band 2 5250~5350MHz

WIFI 802.11a (Harmonic @ 3m)

WIFI Ant. 1	Note	Frequency (MHz)	Level (dBμV/m)	Over Limit (dB)	Limit Line (dBμV/m)	Read Level (dBμV)	Antenna Factor (dB/m)	Path Loss (dB)	Preamp Factor (dB)	Ant Pos (cm)	Table Pos (deg)	Peak Avg. (P/A)	Pol. (H/V)
802.11a CH 52 5260MHz		10520	52.72	-15.48	68.2	56.79	37.42	17.96	59.45	100	0	P	H
		15780	60.03	-13.97	74	55.25	40.53	21.13	56.88	303	54	P	H
		15780	49.86	-4.14	54	45.08	40.53	21.13	56.88	303	54	A	H
		10520	50.65	-17.55	68.2	54.72	37.42	17.96	59.45	100	0	P	V
		15780	58.89	-15.11	74	54.11	40.53	21.13	56.88	125	357	P	V
		15780	49.61	-4.39	54	44.83	40.53	21.13	56.88	125	357	A	V
802.11a CH 60 5300MHz		10600	53.64	-20.36	74	57.4	37.5	17.99	59.25	300	282	P	H
		10600	43.92	-10.08	54	47.68	37.5	17.99	59.25	300	282	A	H
		15900	56.36	-17.64	74	51.52	40.7	21.2	57.06	100	80	P	H
		15900	48.22	-5.78	54	43.38	40.7	21.2	57.06	100	80	A	H
		10600	51.84	-22.16	74	55.6	37.5	17.99	59.25	201	117	P	V
		10600	43.85	-10.15	54	47.61	37.5	17.99	59.25	201	117	A	V
		15900	56.18	-17.82	74	51.34	40.7	21.2	57.06	195	329	P	V
		15900	47.8	-6.2	54	42.96	40.7	21.2	57.06	195	329	A	V
802.11a CH 64 5320MHz		10640	49.49	-24.51	74	52.91	37.74	18.01	59.17	100	0	P	H
		15960	52.04	-21.96	74	47.31	40.66	21.24	57.17	100	0	P	H
		15960	43.13	-10.87	54	38.4	40.66	21.24	57.17	100	0	A	H
		10640	49.87	-24.13	74	53.29	37.74	18.01	59.17	100	0	P	V
		15960	51.52	-22.48	74	46.79	40.66	21.24	57.17	100	0	P	V
		15960	42.43	-11.57	54	37.7	40.66	21.24	57.17	100	0	A	V
Remark	1. No other spurious found. 2. All results are PASS against Peak and Average limit line.												

Band 2 5250~5350MHz

WIFI 802.11n HT20 (Band Edge @ 3m)

WIFI Ant. 1	Note	Frequency (MHz)	Level (dBμV/m)	Over Limit (dB)	Limit Line (dBμV/m)	Read Level (dBμV)	Antenna Factor (dB/m)	Path Loss (dB)	Preamp Factor (dB)	Ant Pos (cm)	Table Pos (deg)	Peak Avg. (P/A)	Pol. (H/V)
802.11n HT20 CH 52 5260MHz		5112.7	49.72	-24.28	74	39.81	34.1	11.24	35.43	366	260	P	H
		5107.8	40.89	-13.11	54	30.98	34.1	11.24	35.43	366	260	A	H
	*	5260	113.94	-	-	103.54	34.4	11.38	35.38	366	260	P	H
	*	5260	106.46	-	-	96.06	34.4	11.38	35.38	366	260	A	H
		5361.36	51.15	-22.85	74	40.54	34.47	11.49	35.35	366	260	P	H
		5411.52	43.48	-10.52	54	32.65	34.63	11.53	35.33	366	260	A	H
		5108.5	50.07	-23.93	74	40.16	34.1	11.24	35.43	139	191	P	V
		5108.5	41.65	-12.35	54	31.74	34.1	11.24	35.43	139	191	A	V
	*	5260	113.02	-	-	102.62	34.4	11.38	35.38	139	191	P	V
	*	5260	105.21	-	-	94.81	34.4	11.38	35.38	139	191	A	V
		5358.24	50.57	-23.43	74	40.03	34.4	11.49	35.35	139	191	P	V
		5351.04	42.35	-11.65	54	31.81	34.4	11.49	35.35	139	191	A	V
802.11n HT20 CH 60 5300MHz		5144.55	49.18	-24.82	74	39.01	34.3	11.29	35.42	377	267	P	H
		5148.4	40.4	-13.6	54	30.23	34.3	11.29	35.42	377	267	A	H
	*	5300	114.54	-	-	104.09	34.4	11.42	35.37	377	267	P	H
	*	5300	106.68	-	-	96.23	34.4	11.42	35.37	377	267	A	H
		5351.28	58.07	-15.93	74	47.53	34.4	11.49	35.35	377	267	P	H
		5350.32	48.54	-5.46	54	38	34.4	11.49	35.35	377	267	A	H
		5140	49.8	-24.2	74	39.68	34.3	11.24	35.42	151	188	P	V
		5147.7	41.84	-12.16	54	31.67	34.3	11.29	35.42	151	188	A	V
	*	5300	113.37	-	-	102.92	34.4	11.42	35.37	151	188	P	V
	*	5300	105.28	-	-	94.83	34.4	11.42	35.37	151	188	A	V
		5350.08	63.75	-10.25	74	53.21	34.4	11.49	35.35	151	188	P	V
		5350.08	52.02	-1.98	54	41.48	34.4	11.49	35.35	151	188	A	V

802.11n HT20 CH 64 5320MHz	*	5320	108.49	-	-	98	34.4	11.45	35.36	371	271	P	H
	*	5320	100.15	-	-	89.66	34.4	11.45	35.36	371	271	A	H
		5352.8	62.58	-11.42	74	52.04	34.4	11.49	35.35	371	271	P	H
		5351.2	50.25	-3.75	54	39.71	34.4	11.49	35.35	371	271	A	H
	*	5320	106.54	-	-	96.05	34.4	11.45	35.36	155	183	P	V
	*	5320	99.26	-	-	88.77	34.4	11.45	35.36	155	183	A	V
		5354.08	55.76	-18.24	74	45.22	34.4	11.49	35.35	155	183	P	V
		5350.08	47.61	-6.39	54	37.07	34.4	11.49	35.35	155	183	A	V
Remark	1. No other spurious found. 2. All results are PASS against Peak and Average limit line.												

Band 2 5250~5350MHz

WIFI 802.11n HT20 (Harmonic @ 3m)

WIFI Ant. 1	Note	Frequency (MHz)	Level (dBμV/m)	Over Limit (dB)	Limit Line (dBμV/m)	Read Level (dBμV)	Antenna Factor (dB/m)	Path Loss (dB)	Preamp Factor (dB)	Ant Pos (cm)	Table Pos (deg)	Peak Avg. (P/A)	Pol. (H/V)
802.11n HT20 CH 52 5260MHz		10520	50.17	-18.03	68.2	54.04	37.62	17.96	59.45	100	0	P	H
		15780	59.99	-14.01	74	55.2	40.54	21.13	56.88	298	53	P	H
		15780	49.77	-4.23	54	44.98	40.54	21.13	56.88	298	53	A	H
		10520	50.15	-18.05	68.2	54.02	37.62	17.96	59.45	100	0	P	V
		15780	59.59	-14.41	74	54.8	40.54	21.13	56.88	125	360	P	V
		15780	49.19	-4.81	54	44.4	40.54	21.13	56.88	125	360	A	V
802.11n HT20 CH 60 5300MHz		10600	54.31	-19.69	74	58.07	37.5	17.99	59.25	300	281	P	H
		10600	44.26	-9.74	54	48.02	37.5	17.99	59.25	300	281	A	H
		15900	55.85	-18.15	74	51.01	40.7	21.2	57.06	300	50	P	H
		15900	47.77	-6.23	54	42.93	40.7	21.2	57.06	300	50	A	H
		10600	52.24	-21.76	74	56	37.5	17.99	59.25	200	116	P	V
		10600	44.26	-9.74	54	48.02	37.5	17.99	59.25	200	116	A	V
		15900	55.41	-18.59	74	50.57	40.7	21.2	57.06	197	330	P	V
		15900	47.38	-6.62	54	42.54	40.7	21.2	57.06	197	330	A	V
802.11n HT20 CH 64 5320MHz		10640	49.1	-24.9	74	52.52	37.74	18.01	59.17	100	0	P	H
		15960	51.21	-22.79	74	46.48	40.66	21.24	57.17	100	0	P	H
		15960	41.52	-12.48	54	36.79	40.66	21.24	57.17	100	0	A	H
		10640	49.21	-24.79	74	52.63	37.74	18.01	59.17	100	0	P	V
		15960	52.63	-21.37	74	47.9	40.66	21.24	57.17	100	0	P	V
		15960	41.74	-12.26	54	37.01	40.66	21.24	57.17	100	0	A	V
Remark	1. No other spurious found. 2. All results are PASS against Peak and Average limit line.												

Band 2 5250~5350MHz

WIFI 802.11n HT40 (Band Edge @ 3m)

WIFI Ant. 1	Note	Frequency (MHz)	Level (dBμV/m)	Over Limit (dB)	Limit Line (dBμV/m)	Read Level (dBμV)	Antenna Factor (dB/m)	Path Loss (dB)	Preamp Factor (dB)	Ant Pos (cm)	Table Pos (deg)	Peak Avg. (P/A)	Pol. (H/V)
802.11n HT40 CH 54 5270MHz		5130.9	48.81	-25.19	74	38.8	34.2	11.24	35.43	382	268	P	H
		5123.9	41.6	-12.4	54	31.59	34.2	11.24	35.43	382	268	A	H
	*	5270	109.55	-	-	99.11	34.4	11.42	35.38	382	268	P	H
	*	5270	101.57	-	-	91.13	34.4	11.42	35.38	382	268	A	H
		5362.56	60.34	-13.66	74	49.73	34.47	11.49	35.35	382	268	P	H
		5361.12	47.42	-6.58	54	36.81	34.47	11.49	35.35	382	268	A	H
		5123.9	49.83	-24.17	74	39.82	34.2	11.24	35.43	190	180	P	V
		5124.6	41.76	-12.24	54	31.75	34.2	11.24	35.43	190	180	A	V
	*	5270	108.36	-	-	97.92	34.4	11.42	35.38	190	180	P	V
	*	5270	100.16	-	-	89.72	34.4	11.42	35.38	190	180	A	V
		5362.56	61.61	-12.39	74	51	34.47	11.49	35.35	190	180	P	V
		5352.24	50.07	-3.93	54	39.53	34.4	11.49	35.35	190	180	A	V
802.11n HT40 CH 62 5310MHz		5129.85	48.74	-25.26	74	38.73	34.2	11.24	35.43	376	264	P	H
		5145.25	40.32	-13.68	54	30.15	34.3	11.29	35.42	376	264	A	H
	*	5310	102.29	-	-	91.8	34.4	11.45	35.36	376	264	P	H
	*	5310	94.57	-	-	84.08	34.4	11.45	35.36	376	264	A	H
		5354.4	57.21	-16.79	74	46.67	34.4	11.49	35.35	376	264	P	H
		5350.08	51.23	-2.77	54	40.69	34.4	11.49	35.35	376	264	A	H
		5129.15	49.12	-24.88	74	39.11	34.2	11.24	35.43	180	182	P	V
		5136.5	40.24	-13.76	54	30.22	34.2	11.24	35.42	180	182	A	V
	*	5310	100.5	-	-	90.01	34.4	11.45	35.36	180	182	P	V
	*	5310	92.94	-	-	82.45	34.4	11.45	35.36	180	182	A	V
		5350.32	57.2	-16.8	74	46.66	34.4	11.49	35.35	180	182	P	V
		5350.08	51.16	-2.84	54	40.62	34.4	11.49	35.35	180	182	A	V
Remark	1. No other spurious found. 2. All results are PASS against Peak and Average limit line.												

Band 2 5250~5350MHz

WIFI 802.11n HT40 (Harmonic @ 3m)

WIFI Ant. 1	Note	Frequency (MHz)	Level (dBμV/m)	Over Limit (dB)	Limit Line (dBμV/m)	Read Level (dBμV)	Antenna Factor (dB/m)	Path Loss (dB)	Preamp Factor (dB)	Ant Pos (cm)	Table Pos (deg)	Peak Avg. (P/A)	Pol. (H/V)
802.11n HT40 CH 54 5270MHz		10540	49.6	-18.6	68.2	53.41	37.64	17.96	59.41	100	0	P	H
		15810	55.9	-18.1	74	51.09	40.6	21.15	56.94	300	54	P	H
		15810	45.78	-8.22	54	40.97	40.6	21.15	56.94	300	54	A	H
		10540	48.5	-19.7	68.2	52.31	37.64	17.96	59.41	100	0	P	V
		15810	56.04	-17.96	74	51.23	40.6	21.15	56.94	110	358	P	V
		15810	45.92	-8.08	54	41.11	40.6	21.15	56.94	110	358	A	V
802.11n HT40 CH 62 5310MHz		10620	48.97	-25.03	74	52.47	37.72	17.99	59.21	100	0	P	H
		15930	51.57	-22.43	74	46.84	40.63	21.22	57.12	100	0	P	H
		15930	41.15	-12.85	54	36.42	40.63	21.22	57.12	100	0	A	H
		10620	48.84	-25.16	74	52.34	37.72	17.99	59.21	100	0	P	V
		15930	51.46	-22.54	74	46.73	40.63	21.22	57.12	100	0	P	V
		15930	40.89	-13.11	54	36.16	40.63	21.22	57.12	100	0	A	V
Remark	1. No other spurious found. 2. All results are PASS against Peak and Average limit line.												

Band 3 - 5470~5725MHz

WIFI 802.11a (Band Edge @ 3m)

WIFI Ant. 1	Note	Frequency (MHz)	Level (dBµV/m)	Over Limit (dB)	Limit Line (dBµV/m)	Read Level (dBµV)	Antenna Factor (dB/m)	Path Loss (dB)	Preamp Factor (dB)	Ant Pos (cm)	Table Pos (deg)	Peak Avg. (P/A)	Pol. (H/V)
802.11a CH 100 5500MHz		5457.52	56.13	-17.87	74	45.18	34.7	11.56	35.31	370	281	P	H
		5469.68	65.01	-3.19	68.2	53.96	34.77	11.59	35.31	370	281	P	H
		5460	47.18	-6.82	54	36.23	34.7	11.56	35.31	370	281	A	H
	*	5500	112.93	-	-	101.74	34.9	11.59	35.3	370	281	P	H
	*	5500	105.26	-	-	94.07	34.9	11.59	35.3	370	281	A	H
		5459.92	54.8	-19.2	74	43.85	34.7	11.56	35.31	200	301	P	V
		5469.04	63.35	-4.85	68.2	52.3	34.77	11.59	35.31	200	301	P	V
		5460	45.63	-8.37	54	34.68	34.7	11.56	35.31	200	301	A	V
	*	5500	107.6	-	-	96.41	34.9	11.59	35.3	200	301	P	V
	*	5500	100.37	-	-	89.18	34.9	11.59	35.3	200	301	A	V
802.11a CH 116 5580MHz		5426.32	52.87	-21.13	74	42.01	34.63	11.56	35.33	366	282	P	H
		5466.88	51.63	-16.57	68.2	40.58	34.77	11.59	35.31	366	282	P	H
		5427.28	45.54	-8.46	54	34.67	34.63	11.56	35.32	366	282	A	H
	*	5580	116.66	-	-	105.59	34.73	11.65	35.31	366	282	P	H
	*	5580	109.01	-	-	97.94	34.73	11.65	35.31	366	282	A	H
		5734.13	53.67	-14.53	68.2	42.33	34.83	11.83	35.32	366	282	P	H
		5425.36	51.13	-22.87	74	40.27	34.63	11.56	35.33	182	304	P	V
		5464.24	50.05	-18.15	68.2	39	34.77	11.59	35.31	182	304	P	V
		5427.52	42.94	-11.06	54	32.07	34.63	11.56	35.32	182	304	A	V
	*	5580	112.51	-	-	101.44	34.73	11.65	35.31	182	304	P	V
	*	5580	104.57	-	-	93.5	34.73	11.65	35.31	182	304	A	V
		5731.925	52.09	-16.11	68.2	40.75	34.83	11.83	35.32	182	304	P	V

802.11a CH 140 5700MHz	*	5700	112.35	-	-	100.99	34.9	11.78	35.32	381	280	P	H
	*	5700	104.5	-	-	93.14	34.9	11.78	35.32	381	280	A	H
		5725	64.52	-3.68	68.2	53.18	34.83	11.83	35.32	381	280	P	H
	*	5700	107.9	-	-	96.54	34.9	11.78	35.32	193	303	P	V
	*	5700	99.86	-	-	88.5	34.9	11.78	35.32	193	303	A	V
		5727.64	59.01	-9.19	68.2	47.67	34.83	11.83	35.32	193	303	P	V
Remark	1. No other spurious found. 2. All results are PASS against Peak and Average limit line.												

Band 3 - 5470~5725MHz

WIFI 802.11a (Harmonic @ 3m)

WIFI Ant. 1	Note	Frequency (MHz)	Level (dBμV/m)	Over Limit (dB)	Limit Line (dBμV/m)	Read Level (dBμV)	Antenna Factor (dB/m)	Path Loss (dB)	Preamp Factor (dB)	Ant Pos (cm)	Table Pos (deg)	Peak Avg. (P/A)	Pol. (H/V)
802.11a CH 100 5500MHz		11000	55.11	-18.89	74	57.5	37.8	18.13	58.32	183	224	P	H
		11000	45.24	-8.76	54	47.63	37.8	18.13	58.32	183	224	A	H
		16500	55.76	-12.44	68.2	49.28	41.4	21.85	56.77	100	0	P	H
		11000	53.51	-20.49	74	55.9	37.8	18.13	58.32	221	112	P	V
		11000	42.63	-11.37	54	45.02	37.8	18.13	58.32	221	112	A	V
		16500	55.89	-12.31	68.2	49.41	41.4	21.85	56.77	100	0	P	V
802.11a CH 116 5580MHz		11160	55.99	-18.01	74	57.9	37.9	18.21	58.02	219	222	P	H
		11160	46.95	-7.05	54	48.86	37.9	18.21	58.02	219	222	A	H
		16740	60.85	-7.35	68.2	52.89	42.32	22.14	56.5	100	0	P	H
		11160	54.79	-19.21	74	56.7	37.9	18.21	58.02	191	188	P	V
		11160	45.61	-8.39	54	47.52	37.9	18.21	58.02	191	188	A	V
		16740	60.83	-7.37	68.2	52.87	42.32	22.14	56.5	100	0	P	V
802.11a CH 140 5700MHz		11400	49.86	-24.14	74	51.04	38.1	18.33	57.61	100	0	P	H
		17100	55.95	-12.25	68.2	47.94	41.6	22.54	56.13	100	0	P	H
		11400	49.62	-24.38	74	50.8	38.1	18.33	57.61	100	0	P	V
		17100	54.77	-13.43	68.2	46.76	41.6	22.54	56.13	100	0	P	V
Remark	1. No other spurious found. 2. All results are PASS against Peak and Average limit line.												

Band 3 - 5470~5725MHz

WIFI 802.11n HT20 (Band Edge @ 3m)

WIFI Ant. 1	Note	Frequency (MHz)	Level (dBμV/m)	Over Limit (dB)	Limit Line (dBμV/m)	Read Level (dBμV)	Antenna Factor (dB/m)	Path Loss (dB)	Preamp Factor (dB)	Ant Pos (cm)	Table Pos (deg)	Peak Avg. (P/A)	Pol. (H/V)
802.11n HT20 CH 100 5500MHz		5458.48	55.67	-18.33	74	44.72	34.7	11.56	35.31	366	283	P	H
		5469.52	66.93	-1.27	68.2	55.88	34.77	11.59	35.31	366	283	P	H
		5459.6	47.9	-6.1	54	36.95	34.7	11.56	35.31	366	283	A	H
	*	5500	111.53	-	-	100.34	34.9	11.59	35.3	366	283	P	H
	*	5500	103.77	-	-	92.58	34.9	11.59	35.3	366	283	A	H
		5459.28	54.14	-19.86	74	43.19	34.7	11.56	35.31	207	307	P	V
		5470	63.3	-4.9	68.2	52.25	34.77	11.59	35.31	207	307	P	V
		5460	45.58	-8.42	54	34.63	34.7	11.56	35.31	207	307	A	V
	*	5500	108.42	-	-	97.23	34.9	11.59	35.3	207	307	P	V
	*	5500	100.95	-	-	89.76	34.9	11.59	35.3	207	307	A	V
802.11n HT20 CH 116 5580MHz		5427.28	53.34	-20.66	74	42.47	34.63	11.56	35.32	366	271	P	H
		5469.76	50.9	-17.3	68.2	39.85	34.77	11.59	35.31	366	271	P	H
		5428	44.93	-9.07	54	34.06	34.63	11.56	35.32	366	271	A	H
	*	5580	116.23	-	-	105.16	34.73	11.65	35.31	366	271	P	H
	*	5580	108.55	-	-	97.48	34.73	11.65	35.31	366	271	A	H
		5733.185	54.53	-13.67	68.2	43.19	34.83	11.83	35.32	366	271	P	H
		5425.36	51.41	-22.59	74	40.55	34.63	11.56	35.33	184	301	P	V
		5464	49.93	-18.27	68.2	38.88	34.77	11.59	35.31	184	301	P	V
		5428.24	42.49	-11.51	54	31.62	34.63	11.56	35.32	184	301	A	V
	*	5580	112.01	-	-	100.94	34.73	11.65	35.31	184	301	P	V
	*	5580	104.23	-	-	93.16	34.73	11.65	35.31	184	301	A	V
		5732.555	50.09	-18.11	68.2	38.75	34.83	11.83	35.32	184	301	P	V

802.11n HT20 CH 140 5700MHz	*	5700	111.69	-	-	100.33	34.9	11.78	35.32	379	289	P	H
	*	5700	103.88	-	-	92.52	34.9	11.78	35.32	379	289	A	H
		5725.08	64.15	-4.05	68.2	52.81	34.83	11.83	35.32	379	289	P	H
	*	5700	106.04	-	-	94.68	34.9	11.78	35.32	200	232	P	V
	*	5700	98.59	-	-	87.23	34.9	11.78	35.32	200	232	A	V
		5725.08	59.84	-8.36	68.2	48.5	34.83	11.83	35.32	200	232	P	V
Remark	1. No other spurious found. 2. All results are PASS against Peak and Average limit line.												

Band 3 - 5470~5725MHz

WIFI 802.11n HT20 (Harmonic @ 3m)

WIFI Ant. 1	Note	Frequency (MHz)	Level (dBμV/m)	Over Limit (dB)	Limit Line (dBμV/m)	Read Level (dBμV)	Antenna Factor (dB/m)	Path Loss (dB)	Preamp Factor (dB)	Ant Pos (cm)	Table Pos (deg)	Peak Avg. (P/A)	Pol. (H/V)
802.11n HT20 CH 100 5500MHz		11000	54.21	-19.79	74	56.6	37.8	18.13	58.32	183	226	P	H
		11000	45.18	-8.82	54	47.57	37.8	18.13	58.32	183	226	A	H
		16500	55.54	-12.66	68.2	49.06	41.4	21.85	56.77	100	0	P	H
		11000	49.91	-24.09	74	52.3	37.8	18.13	58.32	100	0	P	V
		16500	54.18	-14.02	68.2	47.7	41.4	21.85	56.77	100	0	P	V
802.11n HT20 CH 116 5580MHz		11160	55.21	-18.79	74	57.12	37.9	18.21	58.02	188	221	P	H
		11160	46.71	-7.29	54	48.62	37.9	18.21	58.02	188	221	A	H
		16740	60.76	-7.44	68.2	52.8	42.32	22.14	56.5	100	0	P	H
		11160	53.99	-20.01	74	55.9	37.9	18.21	58.02	179	187	P	V
		11160	45.77	-8.23	54	47.68	37.9	18.21	58.02	179	187	P	V
		16740	59.31	-8.89	68.2	51.35	42.32	22.14	56.5	100	0	P	V
802.11n HT20 CH 140 5700MHz		11400	51.51	-22.49	74	52.69	38.1	18.33	57.61	196	54	P	H
		11400	41.83	-12.17	54	43.01	38.1	18.33	57.61	196	54	A	H
		17100	58.5	-9.7	68.2	50.49	41.6	22.54	56.13	100	0	P	H
		11400	49.51	-24.49	74	50.69	38.1	18.33	57.61	100	0	P	V
		17100	53.97	-14.23	68.2	45.96	41.6	22.54	56.13	100	0	P	V
Remark	1. No other spurious found. 2. All results are PASS against Peak and Average limit line.												

Band 3 - 5470~5725MHz

WIFI 802.11n HT40 (Band Edge @ 3m)

WIFI Ant. 1	Note	Frequency (MHz)	Level (dBμV/m)	Over Limit (dB)	Limit Line (dBμV/m)	Read Level (dBμV)	Antenna Factor (dB/m)	Path Loss (dB)	Preamp Factor (dB)	Ant Pos (cm)	Table Pos (deg)	Peak Avg. (P/A)	Pol. (H/V)
802.11n HT40 CH 102 5510MHz		5459.68	59.74	-14.26	74	48.79	34.7	11.56	35.31	364	287	P	H
		5466.64	66.01	-2.19	68.2	54.96	34.77	11.59	35.31	364	287	P	H
		5459.68	47.29	-6.71	54	36.34	34.7	11.56	35.31	364	287	A	H
	*	5510	105.37	-	-	94.15	34.9	11.62	35.3	364	287	P	H
	*	5510	97.64	-	-	86.42	34.9	11.62	35.3	364	287	A	H
		5759.645	52.67	-15.53	68.2	41.29	34.83	11.88	35.33	364	287	P	H
		5455.84	57.5	-16.5	74	46.56	34.7	11.56	35.32	205	297	P	V
		5469.52	62.83	-5.37	68.2	51.78	34.77	11.59	35.31	205	297	P	V
		5459.92	45.45	-8.55	54	34.5	34.7	11.56	35.31	205	297	A	V
	*	5510	101.25	-	-	90.03	34.9	11.62	35.3	205	297	P	V
	*	5510	93.94	-	-	82.72	34.9	11.62	35.3	205	297	A	V
		5746.415	51.65	-16.55	68.2	40.29	34.8	11.88	35.32	205	297	P	V
802.11n HT40 CH 110 5550MHz		5456.8	61.1	-12.9	74	50.15	34.7	11.56	35.31	365	281	P	H
		5469.28	64.47	-3.73	68.2	53.42	34.77	11.59	35.31	365	281	P	H
		5459.68	48.31	-5.69	54	37.36	34.7	11.56	35.31	365	281	A	H
	*	5550	111.38	-	-	100.34	34.7	11.65	35.31	365	281	P	H
	*	5550	104.16	-	-	93.12	34.7	11.65	35.31	365	281	A	H
		5759.96	51.56	-16.64	68.2	40.18	34.83	11.88	35.33	365	281	P	H
		5442.4	57.45	-16.55	74	46.54	34.67	11.56	35.32	202	302	P	V
		5470	61.5	-6.7	68.2	50.45	34.77	11.59	35.31	202	302	P	V
		5459.44	47.24	-6.76	54	36.29	34.7	11.56	35.31	202	302	A	V
	*	5550	108.34	-	-	97.3	34.7	11.65	35.31	202	302	P	V
	*	5550	100.67	-	-	89.63	34.7	11.65	35.31	202	302	A	V
		5741.06	50.74	-17.46	68.2	39.38	34.8	11.88	35.32	202	302	P	V

802.11n HT40 CH 134 5670MHz		5445.9	49.41	-24.59	74	38.47	34.7	11.56	35.32	366	273	P	H
		5465.85	48.46	-19.74	68.2	37.41	34.77	11.59	35.31	366	273	P	H
		5459.55	41.63	-12.37	54	30.68	34.7	11.56	35.31	366	273	A	H
	*	5670	110.58	-	-	99.37	34.75	11.78	35.32	366	273	P	H
	*	5670	102.81	-	-	91.6	34.75	11.78	35.32	366	273	A	H
		5725.8	66.01	-2.19	68.2	54.67	34.83	11.83	35.32	366	273	P	H
		5428.75	48.94	-25.06	74	38.03	34.67	11.56	35.32	181	231	P	V
		5466.55	48.48	-19.72	68.2	37.43	34.77	11.59	35.31	181	231	P	V
		5459.9	41.41	-12.59	54	30.46	34.7	11.56	35.31	181	231	A	V
	*	5670	105.06	-	-	93.85	34.75	11.78	35.32	181	231	P	V
	*	5670	97.7	-	-	86.49	34.75	11.78	35.32	181	231	A	V
		5726.15	61.18	-7.02	68.2	49.84	34.83	11.83	35.32	181	231	P	V
Remark	1. No other spurious found. 2. All results are PASS against Peak and Average limit line.												

Band 3 - 5470~5725MHz

WIFI 802.11n HT40 (Harmonic @ 3m)

WIFI Ant. 1	Note	Frequency (MHz)	Level (dBμV/m)	Over Limit (dB)	Limit Line (dBμV/m)	Read Level (dBμV)	Antenna Factor (dB/m)	Path Loss (dB)	Preamp Factor (dB)	Ant Pos (cm)	Table Pos (deg)	Peak Avg. (P/A)	Pol. (H/V)
802.11n HT40 CH 102 5510MHz		11020	49.69	-24.31	74	52.05	37.8	18.13	58.29	100	0	P	H
		16530	51.89	-16.31	68.2	45.23	41.49	21.9	56.73	100	0	P	H
		11020	48.57	-25.43	74	50.93	37.8	18.13	58.29	100	0	P	V
		16530	52.68	-15.52	68.2	46.02	41.49	21.9	56.73	100	0	P	V
802.11n HT40 CH 110 5550MHz		11100	55.8	-18.2	74	57.97	37.8	18.17	58.14	179	219	P	H
		11100	46.68	-7.32	54	48.85	37.8	18.17	58.14	179	219	A	H
		16650	57.44	-10.76	68.2	50.21	41.8	22.03	56.6	100	0	P	H
		11100	53.61	-20.39	74	55.78	37.8	18.17	58.14	182	182	P	V
		11100	44.39	-9.61	54	46.56	37.8	18.17	58.14	182	182	A	V
		16650	54.38	-13.82	68.2	47.15	41.8	22.03	56.6	100	0	P	V
802.11n HT40 CH 134 5670MHz		11340	52.42	-21.58	74	53.82	38.04	18.29	57.73	177	50	P	H
		11340	43.72	-10.28	54	45.12	38.04	18.29	57.73	177	50	A	H
		17010	56.32	-11.88	68.2	48.28	41.78	22.46	56.2	100	0	P	H
		11340	49.45	-24.55	74	50.85	38.04	18.29	57.73	100	0	P	V
		17010	55.26	-12.94	68.2	47.22	41.78	22.46	56.2	100	0	P	V
Remark	1. No other spurious found. 2. All results are PASS against Peak and Average limit line.												

Band 3 - Straddle Channel

WIFI 802.11a (Band Edge @ 3m)

WIFI Ant.	Note	Frequency	Level	Over Limit	Limit Line	Read Level	Antenna Factor	Path Loss	Preamp Factor	Ant Pos	Table Pos	Peak Avg.	Pol.
1		(MHz)	(dBμV/m)	(dB)	(dBμV/m)	(dBμV)	(dB/m)	(dB)	(dB)	(cm)	(deg)	(P/A)	(H/V)
802.11a CH 144 5720MHz		5423.71	48.19	-25.81	74	37.08	34.6	11.84	35.33	336	255	P	H
		5460.76	47.11	-21.09	68.2	35.94	34.6	11.88	35.31	336	255	P	H
		5458.81	40.26	-13.74	54	29.09	34.6	11.88	35.31	336	255	A	H
	*	5720	114.89	-	-	103.29	34.68	12.24	35.32	336	255	P	H
	*	5720	105.5	-	-	93.9	34.68	12.24	35.32	336	255	A	H
		5901.25	52.01	-16.19	68.2	40.03	34.9	12.42	35.34	336	255	P	H
		5429.17	49.12	-24.88	74	38	34.6	11.84	35.32	196	287	P	V
		5465.05	47.68	-20.52	68.2	36.51	34.6	11.88	35.31	196	287	P	V
		5451.79	39.78	-14.22	54	28.63	34.6	11.87	35.32	196	287	A	V
	*	5720	108	-	-	96.4	34.68	12.24	35.32	196	287	P	V
	*	5720	100.3	-	-	88.7	34.68	12.24	35.32	196	287	A	V
		5887	51.19	-17.01	68.2	39.25	34.87	12.41	35.34	196	287	P	V
Remark	1. No other spurious found. 2. All results are PASS against Peak and Average limit line.												

Band 3 - Straddle Channel

WIFI 802.11a (Harmonic @ 3m)

WIFI Ant. 1	Note	Frequency (MHz)	Level (dBμV/m)	Over Limit (dB)	Limit Line (dBμV/m)	Read Level (dBμV)	Antenna Factor (dB/m)	Path Loss (dB)	Preamp Factor (dB)	Ant Pos (cm)	Table Pos (deg)	Peak Avg. (P/A)	Pol. (H/V)
802.11a CH 144 5720MHz		11440	48.28	-25.72	74	49.35	38.13	18.44	57.64	100	0	P	H
		17160	55.26	-12.94	68.2	46.91	41.73	22.91	56.29	100	0	P	H
		11440	49.53	-24.47	74	50.6	38.13	18.44	57.64	100	0	P	V
		17160	52.93	-15.27	68.2	44.58	41.73	22.91	56.29	100	0	P	V
Remark	1. No other spurious found. 2. All results are PASS against Peak and Average limit line.												

Band 3 - Straddle Channel

WIFI 802.11n HT20 (Band Edge @ 3m)

WIFI Ant. 1	Note	Frequency (MHz)	Level (dBμV/m)	Over Limit (dB)	Limit Line (dBμV/m)	Read Level (dBμV)	Antenna Factor (dB/m)	Path Loss (dB)	Preamp Factor (dB)	Ant Pos (cm)	Table Pos (deg)	Peak Avg. (P/A)	Pol. (H/V)
802.11n HT20 CH 144 5720MHz		5446.72	48.53	-25.47	74	37.39	34.6	11.86	35.32	332	275	P	H
		5468.56	51.49	-16.71	68.2	40.31	34.6	11.89	35.31	332	275	P	H
		5459.59	40.01	-13.99	54	28.84	34.6	11.88	35.31	332	275	A	H
	*	5720	114.67	-	-	103.07	34.68	12.24	35.32	332	275	P	H
	*	5720	106.3	-	-	94.7	34.68	12.24	35.32	332	275	A	H
		5868	50.65	-17.55	68.2	38.75	34.84	12.4	35.34	332	275	P	H
		5381.59	47.97	-26.03	74	36.96	34.56	11.79	35.34	195	308	P	V
		5468.17	47.57	-20.63	68.2	36.39	34.6	11.89	35.31	195	308	P	V
		5447.5	39.72	-14.28	54	28.58	34.6	11.86	35.32	195	308	A	V
	*	5720	109	-	-	97.4	34.68	12.24	35.32	195	308	P	V
	*	5720	101.5	-	-	89.9	34.68	12.24	35.32	195	308	A	V
		5864.25	49.8	-18.4	68.2	37.91	34.83	12.4	35.34	195	308	P	V
Remark	1. No other spurious found. 2. All results are PASS against Peak and Average limit line.												

Band 3 - Straddle Channel

WIFI 802.11n HT20 (Harmonic @ 3m)

WIFI Ant. 1	Note	Frequency (MHz)	Level (dBµV/m)	Over Limit (dB)	Limit Line (dBµV/m)	Read Level (dBµV)	Antenna Factor (dB/m)	Path Loss (dB)	Preamp Factor (dB)	Ant Pos (cm)	Table Pos (deg)	Peak Avg. (P/A)	Pol. (H/V)
802.11n HT20 CH 144 5720MHz		11440	48.26	-25.74	74	49.33	38.13	18.44	57.64	100	0	P	H
		17160	55.06	-13.14	68.2	46.71	41.73	22.91	56.29	100	0	P	H
		11440	47.05	-26.95	74	48.12	38.13	18.44	57.64	100	0	P	V
		17160	52.35	-15.85	68.2	44	41.73	22.91	56.29	100	0	P	V
Remark	1. No other spurious found. 2. All results are PASS against Peak and Average limit line.												

Band 3 - Straddle Channel

WIFI 802.11n HT40 (Band Edge @ 3m)

WIFI Ant. 1	Note	Frequency (MHz)	Level (dBμV/m)	Over Limit (dB)	Limit Line (dBμV/m)	Read Level (dBμV)	Antenna Factor (dB/m)	Path Loss (dB)	Preamp Factor (dB)	Ant Pos (cm)	Table Pos (deg)	Peak Avg. (P/A)	Pol. (H/V)
802.11n HT40 CH 142 5710MHz		5428.39	49.12	-24.88	74	38	34.6	11.84	35.32	317	276	P	H
		5461.93	47	-21.2	68.2	35.83	34.6	11.88	35.31	317	276	P	H
		5447.89	40.87	-13.13	54	29.72	34.6	11.87	35.32	317	276	A	H
	*	5710	111.85	-	-	100.31	34.64	12.22	35.32	317	276	P	H
	*	5710	102.9	-	-	91.36	34.64	12.22	35.32	317	276	A	H
		5865.25	51.73	-16.47	68.2	39.84	34.83	12.4	35.34	317	276	P	H
		5442.04	47.64	-26.36	74	36.5	34.6	11.86	35.32	187	304	P	V
		5467.78	47.55	-20.65	68.2	36.37	34.6	11.89	35.31	187	304	P	V
		5447.11	40.48	-13.52	54	29.34	34.6	11.86	35.32	187	304	A	V
	*	5720	107	-	-	95.4	34.68	12.24	35.32	187	304	P	V
	*	5720	98.29	-	-	86.69	34.68	12.24	35.32	187	304	A	V
		5858.25	51.17	-17.03	68.2	39.29	34.82	12.4	35.34	187	304	P	V
Remark	1. No other spurious found. 2. All results are PASS against Peak and Average limit line.												

Band 3 - Straddle Channel

WIFI 802.11n HT40 (Harmonic @ 3m)

WIFI Ant. 1	Note	Frequency (MHz)	Level (dBμV/m)	Over Limit (dB)	Limit Line (dBμV/m)	Read Level (dBμV)	Antenna Factor (dB/m)	Path Loss (dB)	Preamp Factor (dB)	Ant Pos (cm)	Table Pos (deg)	Peak Avg. (P/A)	Pol. (H/V)
802.11n		11420	46.97	-27.03	74	48.12	38.12	18.42	57.69	100	0	P	H
HT40		17130	51.58	-16.62	68.2	43.1	41.87	22.89	56.28	100	0	P	H
CH 142		11420	46.84	-27.16	74	47.99	38.12	18.42	57.69	100	0	P	V
5710MHz		17130	50.3	-17.9	68.2	41.82	41.87	22.89	56.28	100	0	P	V
Remark	1. No other spurious found. 2. All results are PASS against Peak and Average limit line.												

Emission below 1GHz

WIFI 802.11n HT20 (LF @ 3m)

WIFI Ant. 1	Note	Frequency (MHz)	Level (dBμV/m)	Over Limit (dB)	Limit Line (dBμV/m)	Read Level (dBμV)	Antenna Factor (dB/m)	Path Loss (dB)	Preamp Factor (dB)	Ant Pos (cm)	Table Pos (deg)	Peak Avg. (P/A)	Pol. (H/V)
802.11n HT20 LF		30	24.17	-15.83	40	28.35	24.6	1.2	29.98	-	-	P	H
		51.06	21.72	-18.28	40	36.64	13.86	1.21	29.99	-	-	P	H
		84.54	19.1	-20.9	40	33.7	13.75	1.64	29.99	-	-	P	H
		400.1	25.44	-20.56	46	30.28	21.71	3.24	29.79	-	-	P	H
		765.5	30.8	-15.2	46	27.95	27.88	4.36	29.39	-	-	P	H
		952.4	34.25	-11.75	46	27.25	30.49	5.06	28.55	100	0	P	H
		30	31.28	-8.72	40	35.46	24.6	1.2	29.98	100	0	P	V
		38.64	26.24	-13.76	40	35.14	19.88	1.2	29.98	-	-	P	V
		48.63	26.88	-13.12	40	40.59	15.07	1.21	29.99	-	-	P	V
		400.1	27.83	-18.17	46	32.67	21.71	3.24	29.79	-	-	P	V
		759.2	30.81	-15.19	46	28.03	27.83	4.36	29.41	-	-	P	V
		955.9	34.15	-11.85	46	26.93	30.69	5.06	28.53	-	-	P	V
Remark	1. No other spurious found. 2. All results are PASS against limit line.												

Band 2 - 5250~5350MHz

WIFI 802.11a (Band Edge @ 3m)

WIFI Ant. 2	Note	Frequency (MHz)	Level (dBμV/m)	Over Limit (dB)	Limit Line (dBμV/m)	Read Level (dBμV)	Antenna Factor (dB/m)	Path Loss (dB)	Preamp Factor (dB)	Ant Pos (cm)	Table Pos (deg)	Peak Avg. (P/A)	Pol. (H/V)
802.11a CH 52 5260MHz		5054.95	50.43	-23.57	74	40.46	34.29	11.13	35.45	307	79	P	H
		5107.45	40.96	-13.04	54	30.94	34.21	11.24	35.43	307	79	A	H
	*	5260	113.4	-	-	102.9	34.5	11.38	35.38	307	79	P	H
	*	5260	105.2	-	-	94.7	34.5	11.38	35.38	307	79	A	H
		5353.2	51.67	-22.33	74	41.02	34.51	11.49	35.35	307	79	P	H
		5412.24	44.6	-9.4	54	33.8	34.6	11.53	35.33	307	79	A	H
		5130.9	50.85	-23.15	74	40.78	34.26	11.24	35.43	192	186	P	V
		5107.45	40.75	-13.25	54	30.73	34.21	11.24	35.43	192	186	A	V
	*	5260	113	-	-	102.5	34.5	11.38	35.38	192	186	P	V
	*	5260	105.1	-	-	94.6	34.5	11.38	35.38	192	186	A	V
		5350.32	52.24	-21.76	74	41.6	34.5	11.49	35.35	192	186	P	V
		5350.08	43.37	-10.63	54	32.73	34.5	11.49	35.35	192	186	A	V
802.11a CH 60 5300MHz		5132.65	49.27	-24.73	74	39.18	34.27	11.24	35.42	320	84	P	H
		5147.35	41.93	-12.07	54	31.77	34.29	11.29	35.42	320	84	A	H
	*	5300	114.95	-	-	104.4	34.5	11.42	35.37	320	84	P	H
	*	5300	106.75	-	-	96.2	34.5	11.42	35.37	320	84	A	H
		5350.8	65.42	-8.58	74	54.78	34.5	11.49	35.35	320	84	P	H
		5350.32	50.96	-3.04	54	40.32	34.5	11.49	35.35	320	84	A	H
		5145.95	50.02	-23.98	74	39.86	34.29	11.29	35.42	172	186	P	V
		5147.35	42.01	-11.99	54	31.85	34.29	11.29	35.42	172	186	A	V
	*	5300	114.05	-	-	103.5	34.5	11.42	35.37	172	186	P	V
	*	5300	105.95	-	-	95.4	34.5	11.42	35.37	172	186	A	V
		5355.12	64.61	-9.39	74	53.96	34.51	11.49	35.35	172	186	P	V
		5350.08	50.89	-3.11	54	40.25	34.5	11.49	35.35	172	186	A	V

802.11a CH 64 5320MHz	*	5320	110.89	-	-	100.3	34.5	11.45	35.36	302	85	P	H
	*	5320	102.39	-	-	91.8	34.5	11.45	35.36	302	85	A	H
		5351.68	60.95	-13.05	74	50.31	34.5	11.49	35.35	302	85	P	H
		5350.08	50.48	-3.52	54	39.84	34.5	11.49	35.35	302	85	A	H
	*	5320	109.49	-	-	98.9	34.5	11.45	35.36	187	184	P	V
	*	5320	101.89	-	-	91.3	34.5	11.45	35.36	187	184	A	V
		5350.08	60.19	-13.81	74	49.55	34.5	11.49	35.35	187	184	P	V
		5350.08	49.61	-4.39	54	38.97	34.5	11.49	35.35	187	184	A	V
Remark	1. No other spurious found. 2. All results are PASS against Peak and Average limit line.												

Band 2 5250~5350MHz

WIFI 802.11a (Harmonic @ 3m)

WIFI Ant. 2	Note	Frequency (MHz)	Level (dBμV/m)	Over Limit (dB)	Limit Line (dBμV/m)	Read Level (dBμV)	Antenna Factor (dB/m)	Path Loss (dB)	Preamp Factor (dB)	Ant Pos (cm)	Table Pos (deg)	Peak Avg. (P/A)	Pol. (H/V)
802.11a CH 52 5260MHz		10520	49.2	-19	68.2	53.07	37.62	17.96	59.45	100	0	P	H
		15780	57.21	-16.79	74	52.42	40.54	21.13	56.88	100	34	P	H
		15780	47.19	-6.81	54	42.4	40.54	21.13	56.88	100	34	A	H
		10520	50.04	-18.16	68.2	53.91	37.62	17.96	59.45	100	0	P	V
		15780	57.75	-16.25	74	52.96	40.54	21.13	56.88	106	357	P	V
		15780	47.93	-6.07	54	43.14	40.54	21.13	56.88	106	357	A	V
802.11a CH 60 5300MHz		10600	49.91	-24.09	74	53.47	37.7	17.99	59.25	100	0	P	H
		15900	55.74	-18.26	74	51	40.6	21.2	57.06	129	35	P	H
		15900	46.26	-7.74	54	41.52	40.6	21.2	57.06	129	35	A	H
		10600	54.34	-19.66	74	57.9	37.7	17.99	59.25	100	332	P	V
		10600	44.01	-9.99	54	47.57	37.7	17.99	59.25	100	332	A	V
		15900	56.63	-17.37	74	51.89	40.6	21.2	57.06	139	329	P	V
		15900	46.97	-7.03	54	42.23	40.6	19.6	57.06	139	329	A	V
802.11a CH 64 5320MHz		10640	49.47	-24.53	74	52.89	37.74	18.01	59.17	100	0	P	H
		15960	49.01	-24.99	74	44.28	40.66	21.24	57.17	100	0	P	H
		10640	48.95	-25.05	74	52.37	37.74	18.01	59.17	100	0	P	V
		15960	49.7	-24.3	74	44.97	40.66	21.24	57.17	100	0	P	V
Remark	1. No other spurious found. 2. All results are PASS against Peak and Average limit line.												

Band 2 5250~5350MHz

WIFI 802.11n HT20 (Band Edge @ 3m)

WIFI Ant. 2	Note	Frequency (MHz)	Level (dBμV/m)	Over Limit (dB)	Limit Line (dBμV/m)	Read Level (dBμV)	Antenna Factor (dB/m)	Path Loss (dB)	Preamp Factor (dB)	Ant Pos (cm)	Table Pos (deg)	Peak Avg. (P/A)	Pol. (H/V)
802.11n HT20 CH 52 5260MHz		5122.85	49.9	-24.1	74	39.84	34.25	11.24	35.43	353	89	P	H
		5108.15	41.7	-12.3	54	31.67	34.22	11.24	35.43	353	89	A	H
	*	5260	113.55	-	-	103.05	34.5	11.38	35.38	353	89	P	H
	*	5260	105.3	-	-	94.8	34.5	11.38	35.38	353	89	A	H
		5357.52	53.16	-20.84	74	42.5	34.52	11.49	35.35	353	89	P	H
		5412	45.02	-8.98	54	34.22	34.6	11.53	35.33	353	89	A	H
		5107.45	49.76	-24.24	74	39.74	34.21	11.24	35.43	183	189	P	V
		5108.5	41.02	-12.98	54	30.99	34.22	11.24	35.43	183	189	A	V
	*	5260	113.4	-	-	102.9	34.5	11.38	35.38	183	189	P	V
	*	5260	105.1	-	-	94.6	34.5	11.38	35.38	183	189	A	V
		5355.12	52	-22	74	41.35	34.51	11.49	35.35	183	189	P	V
		5350.32	43.57	-10.43	54	32.93	34.5	11.49	35.35	183	189	A	V
802.11n HT20 CH 60 5300MHz		5147.7	50.02	-23.98	74	39.85	34.3	11.29	35.42	320	84	P	H
		5148.05	42.38	-11.62	54	32.21	34.3	11.29	35.42	320	84	A	H
	*	5300	114.75	-	-	104.2	34.5	11.42	35.37	320	84	P	H
	*	5300	106.45	-	-	95.9	34.5	11.42	35.37	320	84	A	H
		5350.08	65.43	-8.57	74	54.79	34.5	11.49	35.35	320	84	P	H
		5350.08	52.17	-1.83	54	41.53	34.5	11.49	35.35	320	84	A	H
		5148.4	50.4	-23.6	74	40.23	34.3	11.29	35.42	172	186	P	V
		5148.4	42.15	-11.85	54	31.98	34.3	11.29	35.42	172	186	A	V
	*	5300	114.05	-	-	103.5	34.5	11.42	35.37	172	186	P	V
	*	5300	106.05	-	-	95.5	34.5	11.42	35.37	172	186	A	V
		5350.32	65.46	-8.54	74	54.82	34.5	11.49	35.35	172	186	P	V
		5350.08	52.75	-1.25	54	42.11	34.5	11.49	35.35	172	186	A	V

802.11n HT20 CH 64 5320MHz	*	5320	110.69	-	-	100.1	34.5	11.45	35.36	302	85	P	H
	*	5320	102.29	-	-	91.7	34.5	11.45	35.36	302	85	A	H
		5350.24	65.41	-8.59	74	54.77	34.5	11.49	35.35	302	85	P	H
		5350	52.88	-1.12	54	42.24	34.5	11.49	35.35	302	85	P	H
	*	5320	108.99	-	-	98.4	34.5	11.45	35.36	187	184	P	V
	*	5320	101.44	-	-	90.85	34.5	11.45	35.36	187	184	A	V
		5353.44	61.69	-12.31	74	51.04	34.51	11.49	35.35	187	184	P	V
		5351.04	50.89	-3.11	54	40.25	34.5	11.49	35.35	187	184	A	V
Remark	1. No other spurious found. 2. All results are PASS against Peak and Average limit line.												

Band 2 5250~5350MHz

WIFI 802.11n HT20 (Harmonic @ 3m)

WIFI Ant. 2	Note	Frequency (MHz)	Level (dBμV/m)	Over Limit (dB)	Limit Line (dBμV/m)	Read Level (dBμV)	Antenna Factor (dB/m)	Path Loss (dB)	Preamp Factor (dB)	Ant Pos (cm)	Table Pos (deg)	Peak Avg. (P/A)	Pol. (H/V)
802.11n HT20 CH 52 5260MHz		10520	49.7	-18.5	68.2	53.57	37.62	17.96	59.45	100	0	P	H
		15780	56.85	-17.15	74	52.06	40.54	21.13	56.88	107	33	P	H
		15780	46.85	-7.15	54	42.06	40.54	21.13	56.88	107	33	A	H
		10520	48.9	-19.3	68.2	52.77	37.62	17.96	59.45	100	0	P	V
		15780	57.9	-16.1	74	53.11	40.54	21.13	56.88	100	358	P	V
		15780	47.58	-6.42	54	42.79	40.54	21.13	56.88	100	358	A	V
802.11n HT20 CH 60 5300MHz		10600	49.35	-24.65	74	52.91	37.7	17.99	59.25	100	0	P	H
		15900	54.75	-19.25	74	50.01	40.6	21.2	57.06	130	34	P	H
		15900	45.6	-8.4	54	40.86	40.6	21.2	57.06	130	34	A	H
		10600	53.01	-20.99	74	56.57	37.7	17.99	59.25	100	333	P	V
		10600	43.27	-10.73	54	46.83	37.7	17.99	59.25	100	333	A	V
		15900	56.1	-17.9	74	51.36	40.6	21.2	57.06	124	330	P	V
		15900	46.38	-7.62	54	41.64	40.6	19.6	57.06	124	330	A	V
802.11n HT20 CH 64 5320MHz		10640	49.53	-24.47	74	52.95	37.74	18.01	59.17	100	0	P	H
		15960	49.45	-24.55	74	44.72	40.66	21.24	57.17	100	0	P	H
		10640	49.11	-24.89	74	52.53	37.74	18.01	59.17	100	0	P	V
		15960	49.32	-24.68	74	44.59	40.66	21.24	57.17	100	0	P	V
Remark	1. No other spurious found. 2. All results are PASS against Peak and Average limit line.												

Band 2 5250~5350MHz

WIFI 802.11n HT40 (Band Edge @ 3m)

WIFI Ant. 2	Note	Frequency (MHz)	Level (dBμV/m)	Over Limit (dB)	Limit Line (dBμV/m)	Read Level (dBμV)	Antenna Factor (dB/m)	Path Loss (dB)	Preamp Factor (dB)	Ant Pos (cm)	Table Pos (deg)	Peak Avg. (P/A)	Pol. (H/V)
802.11n HT40 CH 54 5270MHz		5121.1	49.93	-24.07	74	39.88	34.24	11.24	35.43	322	80	P	H
		5122.15	41	-13	54	30.95	34.24	11.24	35.43	322	80	A	H
	*	5270	108.74	-	-	98.2	34.5	11.42	35.38	322	80	P	H
	*	5270	100.76	-	-	90.22	34.5	11.42	35.38	322	80	A	H
		5352	65.08	-8.92	74	54.44	34.5	11.49	35.35	322	80	P	H
		5350.32	52.99	-1.01	54	42.35	34.5	11.49	35.35	322	80	A	H
		5146.65	52.11	-21.89	74	41.95	34.29	11.29	35.42	178	181	P	V
		5120.75	42.37	-11.63	54	32.32	34.24	11.24	35.43	178	181	A	V
	*	5270	109.34	-	-	98.8	34.5	11.42	35.38	178	181	P	V
	*	5270	101.84	-	-	91.3	34.5	11.42	35.38	178	181	A	V
		5357.76	63.1	-10.9	74	52.44	34.52	11.49	35.35	178	181	P	V
		5350.8	50.8	-3.2	54	40.16	34.5	11.49	35.35	178	181	A	V
802.11n HT40 CH 62 5310MHz		5079.45	48.88	-25.12	74	38.9	34.24	11.18	35.44	302	86	P	H
		5135.1	40.44	-13.56	54	30.35	34.27	11.24	35.42	302	86	A	H
	*	5310	101.84	-	-	91.25	34.5	11.45	35.36	302	86	P	H
	*	5310	92.49	-	-	81.9	34.5	11.45	35.36	302	86	A	H
		5350.56	61.12	-12.88	74	50.48	34.5	11.49	35.35	302	86	P	H
		5351.04	52.77	-1.23	54	42.13	34.5	11.49	35.35	302	86	P	H
		5083.3	49.77	-24.23	74	39.8	34.23	11.18	35.44	174	185	P	V
		5114.45	40.37	-13.63	54	30.33	34.23	11.24	35.43	174	185	A	V
	*	5310	100.29	-	-	89.7	34.5	11.45	35.36	174	185	P	V
	*	5310	91.64	-	-	81.05	34.5	11.45	35.36	174	185	A	V
		5350.08	59.84	-14.16	74	49.2	34.5	11.49	35.35	174	185	P	V
		5350.32	50.86	-3.14	54	40.22	34.5	11.49	35.35	174	185	A	V
Remark	1. No other spurious found. 2. All results are PASS against Peak and Average limit line.												

Band 2 5250~5350MHz

WIFI 802.11n HT40 (Harmonic @ 3m)

WIFI Ant. 2	Note	Frequency (MHz)	Level (dBμV/m)	Over Limit (dB)	Limit Line (dBμV/m)	Read Level (dBμV)	Antenna Factor (dB/m)	Path Loss (dB)	Preamp Factor (dB)	Ant Pos (cm)	Table Pos (deg)	Peak Avg. (P/A)	Pol. (H/V)
802.11n HT40 CH 54 5270MHz		10540	48.83	-19.37	68.2	52.64	37.64	17.96	59.41	100	0	P	H
		15810	53.82	-20.18	74	49.01	40.6	21.15	56.94	124	33	P	H
		15810	44.99	-9.01	54	40.18	40.6	21.15	56.94	124	33	A	H
		10540	49.01	-19.19	68.2	52.82	37.64	17.96	59.41	100	0	P	V
		15810	54.68	-19.32	74	49.87	40.6	21.15	56.94	104	330	P	V
		15810	46.13	-7.87	54	41.32	40.6	21.15	56.94	104	330	A	V
802.11n HT40 CH 62 5310MHz		10620	49.17	-24.83	74	52.67	37.72	17.99	59.21	100	0	P	H
		15930	49.62	-24.38	74	44.89	40.63	21.22	57.12	100	0	P	H
		10620	48.73	-25.27	74	52.23	37.72	17.99	59.21	100	0	P	V
		15930	49.67	-24.33	74	44.94	40.63	21.22	57.12	100	0	P	V
Remark	1. No other spurious found. 2. All results are PASS against Peak and Average limit line.												

Band 3 - 5470~5725MHz

WIFI 802.11a (Band Edge @ 3m)

WIFI Ant. 2	Note	Frequency (MHz)	Level (dBμV/m)	Over Limit (dB)	Limit Line (dBμV/m)	Read Level (dBμV)	Antenna Factor (dB/m)	Path Loss (dB)	Preamp Factor (dB)	Ant Pos (cm)	Table Pos (deg)	Peak Avg. (P/A)	Pol. (H/V)
802.11a CH 100 5500MHz		5458.16	56.3	-17.7	74	45.35	34.7	11.56	35.31	346	78	P	H
		5469.36	62.68	-5.52	68.2	51.63	34.77	11.59	35.31	346	78	P	H
		5460	47.22	-6.78	54	36.27	34.7	11.56	35.31	346	78	A	H
	*	5500	112.13	-	-	100.94	34.9	11.59	35.3	346	78	P	H
	*	5500	104.59	-	-	93.4	34.9	11.59	35.3	346	78	A	H
		5459.6	55.15	-18.85	74	44.2	34.7	11.56	35.31	254	125	P	V
		5469.68	57.99	-10.21	68.2	46.94	34.77	11.59	35.31	254	125	P	V
		5459.76	45.28	-8.72	54	34.33	34.7	11.56	35.31	254	125	A	V
	*	5500	108.26	-	-	97.07	34.9	11.59	35.3	254	125	P	V
	*	5500	100.81	-	-	89.62	34.9	11.59	35.3	254	125	A	V
802.11a CH 116 5580MHz		5427.04	53.99	-20.01	74	43.15	34.6	11.56	35.32	290	84	P	H
		5468.56	50.48	-17.72	68.2	39.6	34.6	11.59	35.31	290	84	P	H
		5427.76	45.25	-8.75	54	34.41	34.6	11.56	35.32	290	84	A	H
	*	5580	117.6	-	-	106.5	34.76	11.65	35.31	290	84	P	H
	*	5580	109.3	-	-	98.2	34.76	11.65	35.31	290	84	A	H
		5742.95	52.91	-15.29	68.2	41.58	34.77	11.88	35.32	290	84	P	H
		5413.36	50.36	-23.64	74	39.56	34.6	11.53	35.33	180	62	P	V
		5460.16	49.07	-19.13	68.2	38.19	34.6	11.59	35.31	180	62	P	V
		5427.28	42.34	-11.66	54	31.5	34.6	11.56	35.32	180	62	A	V
	*	5580	112.22	-	-	101.12	34.76	11.65	35.31	180	62	P	V
	*	5580	103.9	-	-	92.8	34.76	11.65	35.31	180	62	A	V
		5732.87	51.49	-16.71	68.2	40.25	34.73	11.83	35.32	180	62	P	V

802.11a CH 140 5700MHz	*	5700	112.32	-	-	101.26	34.6	11.78	35.32	293	84	P	H
	*	5700	103.96	-	-	92.9	34.6	11.78	35.32	293	84	A	H
		5725.72	66.58	-1.62	68.2	55.37	34.7	11.83	35.32	293	84	P	H
	*	5700	106.86	-	-	95.8	34.6	11.78	35.32	191	62	P	V
	*	5700	98.86	-	-	87.8	34.6	11.78	35.32	191	62	A	V
		5729.24	59.96	-8.24	68.2	48.73	34.72	11.83	35.32	191	62	P	V
Remark	1. No other spurious found. 2. All results are PASS against Peak and Average limit line.												

Band 3 - 5470~5725MHz

WIFI 802.11a (Harmonic @ 3m)

WIFI Ant. 2	Note	Frequency (MHz)	Level (dBμV/m)	Over Limit (dB)	Limit Line (dBμV/m)	Read Level (dBμV)	Antenna Factor (dB/m)	Path Loss (dB)	Preamp Factor (dB)	Ant Pos (cm)	Table Pos (deg)	Peak Avg. (P/A)	Pol. (H/V)
802.11a CH 100 5500MHz		11000	51.34	-22.66	74	53.73	37.8	18.13	58.32	291	63	P	H
		11000	42.08	-11.92	54	44.47	37.8	18.13	58.32	291	63	A	H
		16500	57.71	-10.49	68.2	51.23	41.4	21.85	56.77	100	0	P	H
		11000	52.81	-21.19	74	55.2	37.8	18.13	58.32	155	318	P	V
		11000	43.11	-10.89	54	45.5	37.8	18.13	58.32	155	318	A	V
		16500	55.33	-12.87	68.2	48.85	41.4	21.85	56.77	100	0	P	V
802.11a CH 116 5580MHz		11160	53.13	-20.87	74	55.14	37.8	18.21	58.02	280	250	P	H
		11160	42.97	-11.03	54	44.98	37.8	18.21	58.02	280	250	A	H
		16740	61.18	-7.02	68.2	53.56	41.98	22.14	56.5	100	0	P	H
		11160	55.29	-18.71	74	57.3	37.8	18.21	58.02	100	316	P	V
		11160	44.57	-9.43	54	46.58	37.8	18.21	58.02	100	316	A	V
		16740	60.37	-7.83	68.2	52.75	41.98	22.14	56.5	100	0	P	V
802.11a CH 140 5700MHz		11400	49.54	-24.46	74	50.72	38.1	18.33	57.61	100	0	P	H
		17100	54.82	-13.38	68.2	46.81	41.6	22.54	56.13	100	0	P	H
		11400	52.43	-21.57	74	53.61	38.1	18.33	57.61	100	65	P	V
		11400	42.73	-11.27	54	43.91	38.1	18.33	57.61	100	65	A	V
		17100	54.09	-14.11	68.2	46.08	41.6	20.69	56.13	100	0	P	V
Remark	1. No other spurious found. 2. All results are PASS against Peak and Average limit line.												

Band 3 - 5470~5725MHz

WIFI 802.11n HT20 (Band Edge @ 3m)

WIFI Ant. 2	Note	Frequency (MHz)	Level (dBμV/m)	Over Limit (dB)	Limit Line (dBμV/m)	Read Level (dBμV)	Antenna Factor (dB/m)	Path Loss (dB)	Preamp Factor (dB)	Ant Pos (cm)	Table Pos (deg)	Peak Avg. (P/A)	Pol. (H/V)
802.11n HT20 CH 100 5500MHz		5456.08	57.27	-16.73	74	46.32	34.7	11.56	35.31	298	84	P	H
		5467.12	65.23	-2.97	68.2	54.18	34.77	11.59	35.31	298	84	P	H
		5460	49.07	-4.93	54	38.12	34.7	11.56	35.31	298	84	A	H
	*	5500	113.49	-	-	102.3	34.9	11.59	35.3	298	84	P	H
	*	5500	106.15	-	-	94.96	34.9	11.59	35.3	298	84	A	H
		5457.2	54.29	-19.71	74	43.34	34.7	11.56	35.31	255	120	P	V
		5469.52	58.02	-10.18	68.2	46.97	34.77	11.59	35.31	255	120	P	V
		5459.92	46.05	-7.95	54	35.1	34.7	11.56	35.31	255	120	A	V
	*	5500	107.93	-	-	96.74	34.9	11.59	35.3	255	120	P	V
	*	5500	100.91	-	-	89.72	34.9	11.59	35.3	255	120	A	V
802.11n HT20 CH 116 5580MHz		5428.24	53.25	-20.75	74	42.41	34.6	11.56	35.32	290	84	P	H
		5462.56	52.63	-15.57	68.2	41.75	34.6	11.59	35.31	290	84	P	H
		5428.48	45.4	-8.6	54	34.56	34.6	11.56	35.32	290	84	A	H
	*	5580	117.3	-	-	106.2	34.76	11.65	35.31	290	84	P	H
	*	5580	109.15	-	-	98.05	34.76	11.65	35.31	290	84	A	H
		5731.925	55.14	-13.06	68.2	43.9	34.73	11.83	35.32	290	84	P	H
		5456.32	50.38	-23.62	74	39.53	34.6	11.56	35.31	180	62	P	V
		5462.56	50.69	-17.51	68.2	39.81	34.6	11.59	35.31	180	62	P	V
		5427.76	42.46	-11.54	54	31.62	34.6	11.56	35.32	180	62	A	V
	*	5580	112.12	-	-	101.02	34.76	11.65	35.31	180	62	P	V
	*	5580	103.7	-	-	92.6	34.76	11.65	35.31	180	62	A	V
		5741.375	51.62	-16.58	68.2	40.29	34.77	11.88	35.32	180	62	P	V

802.11n HT20 CH 140 5700MHz	*	5704	111.04	-	-	99.56	34.60	11.83	35.32	293	84	P	H
	*	5704	102.73	-	-	91.25	34.60	11.83	35.32	293	84	A	H
		5725.48	66.29	-1.91	68.2	55.08	34.7	11.83	35.32	293	84	P	H
	*	5700	105.96	-	-	94.9	34.6	11.78	35.32	191	62	P	V
	*	5700	97.76	-	-	86.7	34.6	11.78	35.32	191	62	A	V
		5725.16	60.1	-8.1	68.2	48.89	34.7	11.83	35.32	191	62	P	V
Remark	1. No other spurious found. 2. All results are PASS against Peak and Average limit line.												

Band 3 - 5470~5725MHz

WIFI 802.11n HT20 (Harmonic @ 3m)

WIFI Ant. 2	Note	Frequency (MHz)	Level (dBμV/m)	Over Limit (dB)	Limit Line (dBμV/m)	Read Level (dBμV)	Antenna Factor (dB/m)	Path Loss (dB)	Preamp Factor (dB)	Ant Pos (cm)	Table Pos (deg)	Peak Avg. (P/A)	Pol. (H/V)
802.11n HT20 CH 100 5500MHz		11000	49.29	-24.71	74	51.68	37.8	18.13	58.32	100	0	P	H
		16500	54.71	-13.49	68.2	48.23	41.4	21.85	56.77	100	0	P	H
		11000	49.26	-24.74	74	51.65	37.8	18.13	58.32	100	0	P	V
		16500	53.98	-14.22	68.2	47.5	41.4	21.85	56.77	100	0	P	V
802.11n HT20 CH 116 5580MHz		11160	56.79	-17.21	74	58.8	37.8	18.21	58.02	210	151	P	H
		11160	45.9	-8.1	54	47.91	37.8	18.21	58.02	210	151	A	H
		16740	61.69	-6.51	68.2	54.07	41.98	22.14	56.5	100	0	P	H
		11160	55.09	-18.91	74	57.1	37.8	18.21	58.02	100	187	P	V
		11160	44.73	-9.27	54	46.74	37.8	18.21	58.02	100	187	A	V
		16740	58.63	-9.57	68.2	51.01	41.98	22.14	56.5	100	0	P	V
802.11n HT20 CH 140 5700MHz		11400	49.94	-24.06	74	51.12	38.1	18.33	57.61	100	0	P	H
		17100	54.94	-13.26	68.2	46.93	41.6	22.54	56.13	100	0	P	H
		11400	49.99	-24.01	74	51.17	38.1	18.33	57.61	100	0	P	V
		17100	53.44	-14.76	68.2	45.43	41.6	22.54	56.13	100	0	P	V
Remark	1. No other spurious found. 2. All results are PASS against Peak and Average limit line.												

Band 3 - 5470~5725MHz

WIFI 802.11n HT40 (Band Edge @ 3m)

WIFI Ant. 2	Note	Frequency (MHz)	Level (dBμV/m)	Over Limit (dB)	Limit Line (dBμV/m)	Read Level (dBμV)	Antenna Factor (dB/m)	Path Loss (dB)	Preamp Factor (dB)	Ant Pos (cm)	Table Pos (deg)	Peak Avg. (P/A)	Pol. (H/V)
802.11n HT40 CH 102 5510MHz		5457.52	55.55	-18.45	74	44.7	34.6	11.56	35.31	314	82	P	H
		5469.28	64.72	-3.48	68.2	53.84	34.6	11.59	35.31	314	82	P	H
		5459.92	46.82	-7.18	54	35.97	34.6	11.56	35.31	314	82	A	H
	*	5510	104.23	-	-	93.29	34.62	11.62	35.3	314	82	P	H
	*	5510	96.34	-	-	85.4	34.62	11.62	35.3	314	82	A	H
		5759.96	51.75	-16.45	68.2	40.4	34.8	11.88	35.33	314	82	P	H
		5456.32	55.53	-18.47	74	44.68	34.6	11.56	35.31	194	137	P	V
		5468.56	62.67	-5.53	68.2	51.79	34.6	11.59	35.31	194	137	P	V
		5459.68	45.21	-8.79	54	34.36	34.6	11.56	35.31	194	137	A	V
	*	5510	100.94	-	-	90	34.62	11.62	35.3	194	137	P	V
	*	5510	92.34	-	-	81.4	34.62	11.62	35.3	194	137	A	V
		5759.645	51.69	-16.51	68.2	40.34	34.8	11.88	35.33	194	137	P	V
802.11n HT40 CH 110 5550MHz		5449.12	61.31	-12.69	74	50.47	34.6	11.56	35.32	325	81	P	H
		5468.56	66.42	-1.78	68.2	55.54	34.6	11.59	35.31	325	81	P	H
		5458.72	50.42	-3.58	54	39.57	34.6	11.56	35.31	325	81	A	H
	*	5550	113.06	-	-	102.02	34.7	11.65	35.31	325	81	P	H
	*	5550	104.55	-	-	93.51	34.7	11.65	35.31	325	81	A	H
		5759.96	52.62	-15.58	68.2	41.27	34.8	11.88	35.33	325	81	P	H
		5449.12	56.43	-17.57	74	45.59	34.6	11.56	35.32	180	148	P	V
		5470	59.4	-8.8	68.2	48.52	34.6	11.59	35.31	180	148	P	V
		5457.52	45.52	-8.48	54	34.67	34.6	11.56	35.31	180	148	A	V
	*	5550	109.07	-	-	98.03	34.7	11.65	35.31	180	148	P	V
	*	5550	100.55	-	-	89.51	34.7	11.65	35.31	180	148	A	V
		5759.96	53.48	-14.72	68.2	42.13	34.8	11.88	35.33	180	148	P	V

802.11n HT40 CH 134 5670MHz		5389.9	49.93	-24.07	74	39.16	34.58	11.53	35.34	296	96	P	H
		5462	48.63	-19.57	68.2	37.75	34.6	11.59	35.31	296	96	P	H
		5409.85	40.91	-13.09	54	30.11	34.6	11.53	35.33	296	96	A	H
	*	5670	109.72	-	-	98.6	34.66	11.78	35.32	296	96	P	H
	*	5670	101.16	-	-	90.04	34.66	11.78	35.32	296	96	A	H
		5726.15	64.11	-4.09	68.2	52.9	34.7	11.83	35.32	296	96	P	H
		5458.5	48.55	-25.45	74	37.7	34.6	11.56	35.31	139	151	P	V
		5470	48.17	-20.03	68.2	37.29	34.6	11.59	35.31	139	151	P	V
		5446.95	40.87	-13.13	54	30.03	34.6	11.56	35.32	139	151	A	V
	*	5670	105.22	-	-	94.1	34.66	11.78	35.32	139	151	P	V
	*	5670	96.62	-	-	85.5	34.66	11.78	35.32	139	151	A	V
		5725.625	60.82	-7.38	68.2	49.61	34.7	11.83	35.32	139	151	P	V
Remark	1. No other spurious found. 2. All results are PASS against Peak and Average limit line.												

Band 3 - 5470~5725MHz

WIFI 802.11n HT40 (Harmonic @ 3m)

WIFI Ant. 2	Note	Frequency (MHz)	Level (dBμV/m)	Over Limit (dB)	Limit Line (dBμV/m)	Read Level (dBμV)	Antenna Factor (dB/m)	Path Loss (dB)	Preamp Factor (dB)	Ant Pos (cm)	Table Pos (deg)	Peak Avg. (P/A)	Pol. (H/V)
802.11n HT40 CH 102 5510MHz		11020	48.61	-25.39	74	50.97	37.8	18.13	58.29	100	0	P	H
		16530	51.94	-16.26	68.2	45.28	41.49	21.9	56.73	100	0	P	H
		11020	49.38	-24.62	74	51.74	37.8	18.13	58.29	100	0	P	V
		16530	51.37	-16.83	68.2	44.71	41.49	21.9	56.73	100	0	P	V
802.11n HT40 CH 110 5550MHz		11100	52.13	-21.87	74	54.3	37.8	18.17	58.14	220	152	P	H
		11100	41.64	-12.36	54	43.81	37.8	18.17	58.14	220	152	A	H
		16650	59.55	-8.65	68.2	52.32	41.8	22.03	56.6	100	0	P	H
		11100	49.68	-24.32	74	51.85	37.8	18.17	58.14	100	0	P	V
		16650	56.29	-11.91	68.2	49.06	41.8	22.03	56.6	100	0	P	V
802.11n HT40 CH 134 5670MHz		11340	49.15	-24.85	74	50.55	38.04	18.29	57.73	100	0	P	H
		17010	53.84	-14.36	68.2	45.8	41.78	22.46	56.2	100	0	P	H
		11340	49.8	-24.2	74	51.2	38.04	18.29	57.73	100	0	P	V
		17010	52.99	-15.21	68.2	44.95	41.78	22.46	56.2	100	0	P	V
Remark	1. No other spurious found. 2. All results are PASS against Peak and Average limit line.												

Band 3 - Straddle Channel

WIFI 802.11a (Band Edge @ 3m)

WIFI Ant. 2	Note	Frequency (MHz)	Level (dBμV/m)	Over Limit (dB)	Limit Line (dBμV/m)	Read Level (dBμV)	Antenna Factor (dB/m)	Path Loss (dB)	Preamp Factor (dB)	Ant Pos (cm)	Table Pos (deg)	Peak Avg. (P/A)	Pol. (H/V)
802.11a CH 144 5720MHz		5459.98	48.97	-25.03	74	37.8	34.6	11.88	35.31	357	99	P	H
		5463.88	46.54	-21.66	68.2	35.37	34.6	11.88	35.31	357	99	P	H
		5450.23	39.97	-14.03	54	28.82	34.6	11.87	35.32	357	99	A	H
	*	5720	114.33	-	-	102.73	34.68	12.24	35.32	357	99	P	H
	*	5720	105.8	-	-	94.2	34.68	12.24	35.32	357	99	A	H
		5864.25	51.07	-17.13	68.2	39.18	34.83	12.4	35.34	357	99	P	H
		5455.3	47.74	-26.26	74	36.59	34.6	11.87	35.32	191	60	P	V
		5468.56	47.03	-21.17	68.2	35.85	34.6	11.89	35.31	191	60	P	V
		5451.01	39.69	-14.31	54	28.54	34.6	11.87	35.32	191	60	A	V
	*	5720	108.2	-	-	96.6	34.68	12.24	35.32	191	60	P	V
	*	5720	100.7	-	-	89.1	34.68	12.24	35.32	191	60	A	V
		5889.25	50.2	-18	68.2	38.25	34.88	12.41	35.34	191	60	P	V
Remark	1. No other spurious found. 2. All results are PASS against Peak and Average limit line.												

Band 3 - Straddle Channel

WIFI 802.11a (Harmonic @ 3m)

WIFI Ant. 2	Note	Frequency (MHz)	Level (dBμV/m)	Over Limit (dB)	Limit Line (dBμV/m)	Read Level (dBμV)	Antenna Factor (dB/m)	Path Loss (dB)	Preamp Factor (dB)	Ant Pos (cm)	Table Pos (deg)	Peak Avg. (P/A)	Pol. (H/V)
802.11a CH 144 5720MHz		11440	47.5	-26.5	74	48.57	38.13	18.44	57.64	100	0	P	H
		17160	51.93	-16.27	68.2	43.58	41.73	22.91	56.29	100	0	P	H
		11440	49.87	-24.13	74	50.94	38.13	18.44	57.64	100	0	P	V
		17160	51.15	-17.05	68.2	42.8	41.73	22.91	56.29	100	0	P	V
Remark	1. No other spurious found. 2. All results are PASS against Peak and Average limit line.												

Band 3 - Straddle Channel

WIFI 802.11n HT20 (Band Edge @ 3m)

WIFI Ant. 2	Note	Frequency (MHz)	Level (dBμV/m)	Over Limit (dB)	Limit Line (dBμV/m)	Read Level (dBμV)	Antenna Factor (dB/m)	Path Loss (dB)	Preamp Factor (dB)	Ant Pos (cm)	Table Pos (deg)	Peak Avg. (P/A)	Pol. (H/V)
802.11n HT20 CH 144 5720MHz		5422.15	48.09	-25.91	74	36.98	34.6	11.84	35.33	357	99	P	H
		5462.71	47.65	-20.55	68.2	36.48	34.6	11.88	35.31	357	99	P	H
		5455.3	40.12	-13.88	54	28.97	34.6	11.87	35.32	357	99	A	H
	*	5720	114.18	-	-	102.58	34.68	12.24	35.32	357	99	P	H
	*	5720	105.7	-	-	94.1	34.68	12.24	35.32	357	99	A	H
		5859	51.87	-16.33	68.2	39.99	34.82	12.4	35.34	357	99	P	H
		5438.53	47.53	-26.47	74	36.4	34.6	11.85	35.32	191	60	P	V
		5468.95	46.93	-21.27	68.2	35.75	34.6	11.89	35.31	191	60	P	V
		5442.82	39.81	-14.19	54	28.67	34.6	11.86	35.32	191	60	A	V
	*	5720	108.5	-	-	96.9	34.68	12.24	35.32	191	60	P	V
	*	5720	100.5	-	-	88.9	34.68	12.24	35.32	191	60	A	V
		5902	50.51	-17.69	68.2	38.53	34.9	12.42	35.34	191	60	P	V
Remark	1. No other spurious found. 2. All results are PASS against Peak and Average limit line.												

Band 3 - Straddle Channel

WIFI 802.11n HT20 (Harmonic @ 3m)

WIFI Ant. 2	Note	Frequency (MHz)	Level (dBμV/m)	Over Limit (dB)	Limit Line (dBμV/m)	Read Level (dBμV)	Antenna Factor (dB/m)	Path Loss (dB)	Preamp Factor (dB)	Ant Pos (cm)	Table Pos (deg)	Peak Avg. (P/A)	Pol. (H/V)
802.11n HT20 CH 144 5720MHz		11440	48.26	-25.74	74	49.33	38.13	18.44	57.64	100	0	P	H
		17160	52.21	-15.99	68.2	43.86	41.73	22.91	56.29	100	0	P	H
		11440	49.74	-24.26	74	50.81	38.13	18.44	57.64	100	0	P	V
		17160	51.79	-16.41	68.2	43.44	41.73	22.91	56.29	100	0	P	V
Remark	1. No other spurious found. 2. All results are PASS against Peak and Average limit line.												

Band 3 - Straddle Channel

WIFI 802.11n HT40 (Band Edge @ 3m)

WIFI Ant. 2	Note	Frequency (MHz)	Level (dBμV/m)	Over Limit (dB)	Limit Line (dBμV/m)	Read Level (dBμV)	Antenna Factor (dB/m)	Path Loss (dB)	Preamp Factor (dB)	Ant Pos (cm)	Table Pos (deg)	Peak Avg. (P/A)	Pol. (H/V)
802.11n HT40 CH 142 5710MHz		5449.84	47.78	-26.22	74	36.63	34.6	11.87	35.32	342	95	P	H
		5461.54	46.24	-21.96	68.2	35.07	34.6	11.88	35.31	342	95	P	H
		5458.81	40.66	-13.34	54	29.49	34.6	11.88	35.31	342	95	A	H
	*	5710	111.64	-	-	100.1	34.64	12.22	35.32	342	95	P	H
	*	5710	102.69	-	-	91.15	34.64	12.22	35.32	342	95	A	H
		5858.75	51.19	-17.01	68.2	39.31	34.82	12.4	35.34	342	95	P	H
		5378.47	47.61	-26.39	74	36.6	34.56	11.79	35.34	198	59	P	V
		5463.49	47.3	-20.9	68.2	36.13	34.6	11.88	35.31	198	59	P	V
		5454.91	40.63	-13.37	54	29.48	34.6	11.87	35.32	198	59	A	V
	*	5710	105.64	-	-	94.1	34.64	12.22	35.32	198	59	P	V
	*	5710	97.24	-	-	85.7	34.64	12.22	35.32	198	59	A	V
		5927	50.67	-17.53	68.2	38.63	34.95	12.43	35.34	198	59	P	V
Remark	1. No other spurious found. 2. All results are PASS against Peak and Average limit line.												

Band 3 - Straddle Channel

WIFI 802.11n HT40 (Harmonic @ 3m)

WIFI Ant. 2	Note	Frequency (MHz)	Level (dBμV/m)	Over Limit (dB)	Limit Line (dBμV/m)	Read Level (dBμV)	Antenna Factor (dB/m)	Path Loss (dB)	Preamp Factor (dB)	Ant Pos (cm)	Table Pos (deg)	Peak Avg. (P/A)	Pol. (H/V)
802.11n		11420	46.06	-27.94	74	47.21	38.12	18.42	57.69	100	0	P	H
HT40		17130	50.27	-17.93	68.2	41.79	41.87	22.89	56.28	100	0	P	H
CH 142		11420	47.91	-26.09	74	49.06	38.12	18.42	57.69	100	0	P	V
5710MHz		17130	50.13	-18.07	68.2	41.65	41.87	22.89	56.28	100	0	P	V
Remark	1. No other spurious found. 2. All results are PASS against Peak and Average limit line.												

Emission below 1GHz

WIFI 802.11n HT40 (LF @ 3m)

WIFI Ant. 2	Note	Frequency (MHz)	Level (dBμV/m)	Over Limit (dB)	Limit Line (dBμV/m)	Read Level (dBμV)	Antenna Factor (dB/m)	Path Loss (dB)	Preamp Factor (dB)	Ant Pos (cm)	Table Pos (deg)	Peak Avg. (P/A)	Pol. (H/V)
802.11n HT40 LF		30.81	22.45	-17.55	40	27.14	24.09	1.2	29.98	-	-	P	H
		192	24.49	-19.01	43.5	37.27	14.78	2.3	29.86	-	-	P	H
		267.6	26.29	-19.71	46	34.06	19.24	2.78	29.79	-	-	P	H
		400.1	37.23	-8.77	46	42.07	21.71	3.24	29.79	100	0	P	H
		947.5	33.08	-12.92	46	26.37	30.23	5.06	28.58	-	-	P	H
		958.7	33.56	-12.44	46	26.2	30.8	5.06	28.5	-	-	P	H
		30.27	31.47	-8.53	40	35.65	24.6	1.2	29.98	100	0	P	V
		199.56	27.32	-16.18	43.5	39.98	14.91	2.28	29.85	-	-	P	V
		270.57	28.2	-17.8	46	36.09	19.12	2.78	29.79	-	-	P	V
		910.4	33.13	-12.87	46	28.05	28.96	4.98	28.86	-	-	P	V
		934.2	33.21	-12.79	46	27.28	29.62	4.99	28.68	-	-	P	V
		958	33.97	-12.03	46	26.61	30.8	5.06	28.5	-	-	P	V
Remark	1. No other spurious found. 2. All results are PASS against limit line.												

Note symbol

*	**Fundamental Frequency** which can be ignored. However, the level of any unwanted emissions shall not exceed the level of the fundamental frequency.
!	Test result is **over limit** line.
P/A	**P**eak or **A**verage
H/V	**H**orizontal or **V**ertical

A calculation example for radiated spurious emission is shown as below:

WIFI	Note	Frequency	Level	Over	Limit	Read	Antenna	Path	Preamp	Ant	Table	Peak	Pol.
Ant.				Limit	Line	Level	Factor	Loss	Factor	Pos	Pos	Avg.	
2		(MHz)	(dBμV/m)	(dB)	(dBμV/m)	(dBμV)	(dB/m)	(dB)	(dB)	(cm)	(deg)	(P/A)	(H/V)
802.11b CH 01 2412MHz		2390	55.45	-18.55	74	54.51	32.22	4.58	35.86	103	308	P	H
		2390	43.54	-10.46	54	42.6	32.22	4.58	35.86	103	308	A	H

1. Path Loss(dB) = Cable loss(dB) + Filter loss(dB) + Attenuator loss(dB)
2. Level(dBμV/m) = Antenna Factor(dB/m) + Path Loss(dB) + Read Level(dBμV) - Preamp Factor(dB)
3. Over Limit(dB) = Level(dBμV/m) – Limit Line(dBμV/m)

For Peak Limit @ 2390MHz:

1. Level(dBμV/m)

= Antenna Factor(dB/m) + Path Loss(dB) + Read Level(dBμV) - Preamp Factor(dB)

= 32.22(dB/m) + 4.58(dB) + 54.51(dBμV) – 35.86 (dB)

= 55.45 (dBμV/m)

2. Over Limit(dB)

= Level(dBμV/m) – Limit Line(dBμV/m)

= 55.45(dBμV/m) – 74(dBμV/m)

= -18.55(dB)

For Average Limit @ 2390MHz:

1. Level(dBμV/m)

= Antenna Factor(dB/m) + Path Loss(dB) + Read Level(dBμV) - Preamp Factor(dB)

= 32.22(dB/m) + 4.58(dB) + 42.6(dBμV) – 35.86 (dB)

= 43.54 (dBμV/m)

2. Over Limit(dB) = Level(dBμV/m) – Limit Line(dBμV/m)

= 43.54(dBμV/m) – 54(dBμV/m)

= -10.46(dB)

Both peak and average measured complies with the limit line, so test result is "PASS".

Appendix C. Radiated Spurious Emission Plots

Test Engineer :	Jesse Wang, Stan Hsieh and Ken Wu	**Temperature :**	21~24°C
		Relative Humidity :	51~58%

Note symbol

-L	**Low channel location**
-R	**High channel location**

Band 2 - 5250~5350MHz

WIFI 802.11a (Band Edge @ 3m)

WIFI	Band 2 5250~5350MHz Band Edge @ 3m	
ANT	802.11a CH52 5260MHz - L	
1	Horizontal	Fundamental
Peak	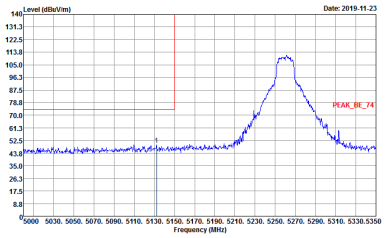 Site : 03CH07-HY Condition : PEAK_BE_74 3m HF_ANT_00075962 HORIZONTAL : RBW:1000.000KHz VBW:3000.000KHz SWT:Auto Detector : Peak Project : 740606-08	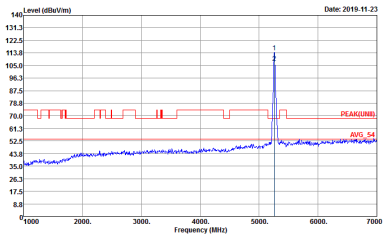 Site : 03CH07-HY Condition : PEAK(UNII) 3m HF_ANT_00075962 HORIZONTAL : RBW:1000.000KHz VBW:3000.000KHz SWT:Auto Detector : Peak Project : 740606-08
Avg.	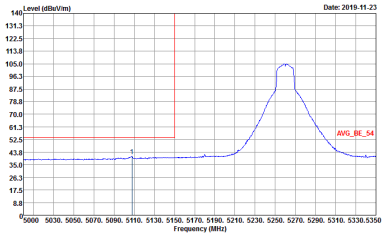 Site : 03CH07-HY Condition : AVG_BE_54 3m HF_ANT_00075962 HORIZONTAL : RBW:1000.000KHz VBW:1.000KHz SWT:Auto Detector : Peak Project : 740606-08	Left blank

WIFI	Band 2 5250~5350MHz Band Edge @ 3m	
ANT	802.11a CH52 5260MHz - R	
1	Horizontal	Fundamental
Peak	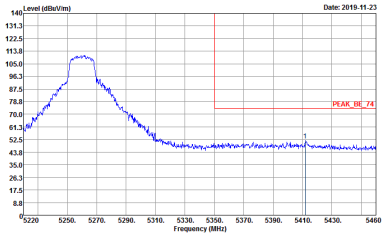	Left blank
Avg.	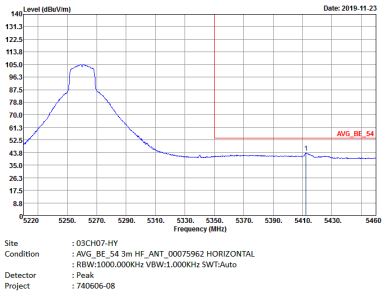	Left blank

WIFI	Band 2 5250~5350MHz Band Edge @ 3m	
ANT	802.11a CH52 5260MHz - L	
1	Vertical	Fundamental
Peak	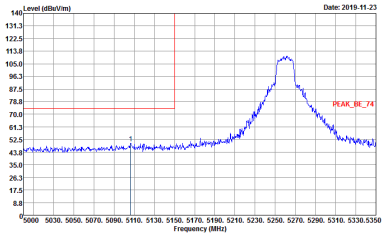 Site : 03CH07-HY Condition : PEAK_BE_74 3m HF_ANT_00075962 VERTICAL : RBW:1000.000KHz VBW:3000.000KHz SWT:Auto Detector : Peak Project : 740606-08	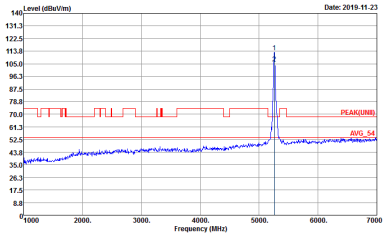 Site : 03CH07-HY Condition : PEAK(UNII) 3m HF_ANT_00075962 VERTICAL : RBW:1000.000KHz VBW:3000.000KHz SWT:Auto Detector : Peak Project : 740606-08
Avg.	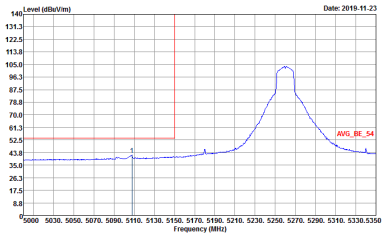 Site : 03CH07-HY Condition : AVG_BE_54 3m HF_ANT_00075962 VERTICAL : RBW:1000.000KHz VBW:1.000KHz SWT:Auto Detector : Peak Project : 740606-08	Left blank

WIFI	Band 2 5250~5350MHz Band Edge @ 3m	
ANT	802.11a CH52 5260MHz - R	
1	Vertical	Fundamental
Peak	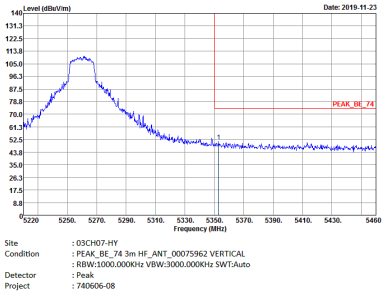	Left blank
Avg.	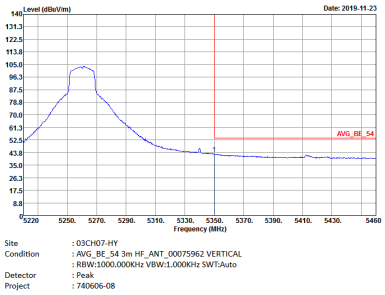	Left blank

WIFI	Band 2 5250~5350MHz Band Edge @ 3m	
ANT	802.11a CH60 5300MHz - L	
1	Horizontal	Fundamental
Peak	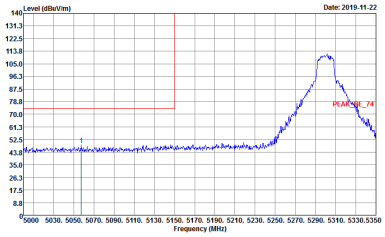 Site : 03CH07-HY Condition : PEAK_BE_74 3m HF_ANT_00075962 HORIZONTAL : RBW:1000.000KHz VBW:3000.000KHz SWT:Auto Detector : Peak Project : 740606-08	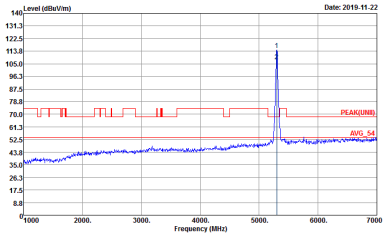 Site : 03CH07-HY Condition : PEAK(UNII) 3m HF_ANT_00075962 HORIZONTAL : RBW:1000.000KHz VBW:3000.000KHz SWT:Auto Detector : Peak Project : 740606-08
Avg.	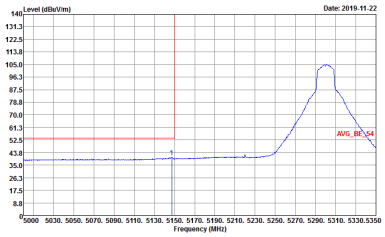 Site : 03CH07-HY Condition : AVG_BE_54 3m HF_ANT_00075962 HORIZONTAL : RBW:1000.000KHz VBW:1.000KHz SWT:Auto Detector : Peak Project : 740606-08	Left blank

WIFI	Band 2 5250~5350MHz Band Edge @ 3m	
ANT	802.11a CH60 5300MHz - R	
1	Horizontal	Fundamental
Peak	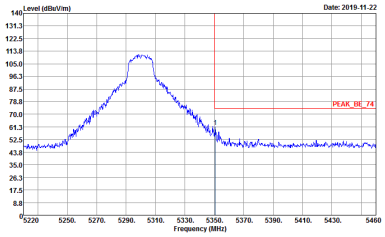	Left blank
Avg.	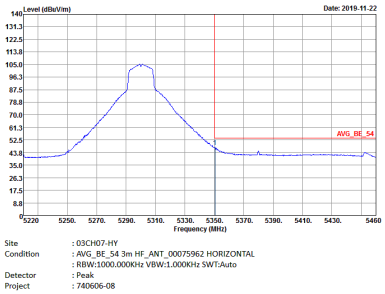	Left blank

WIFI	Band 2 5250~5350MHz Band Edge @ 3m	
ANT	802.11a CH60 5300MHz - L	
1	Vertical	Fundamental
Peak	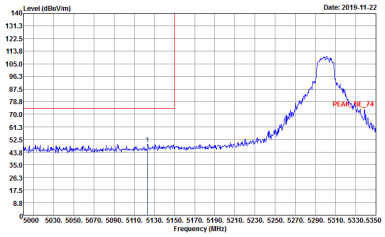 Site : 03CH07-HY Condition : PEAK_BE_74 3m HF_ANT_00075962 VERTICAL : RBW:1000.000KHz VBW:3000.000KHz SWT:Auto Detector : Peak Project : 740606-08	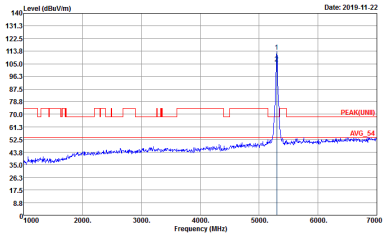 Site : 03CH07-HY Condition : PEAK(UNII) 3m HF_ANT_00075962 VERTICAL : RBW:1000.000KHz VBW:3000.000KHz SWT:Auto Detector : Peak Project : 740606-08
Avg.	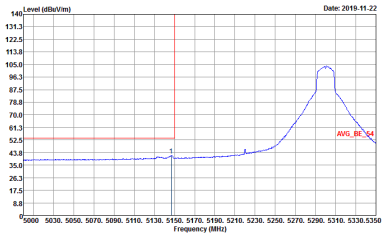 Site : 03CH07-HY Condition : AVG_BE_54 3m HF_ANT_00075962 VERTICAL : RBW:1000.000KHz VBW:1.000KHz SWT:Auto Detector : Peak Project : 740606-08	Left blank

WIFI	Band 2 5250~5350MHz Band Edge @ 3m	
ANT	802.11a CH60 5300MHz - R	
1	Vertical	Fundamental
Peak	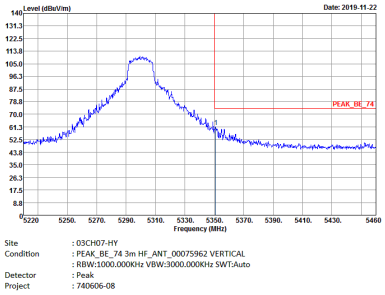	Left blank
Avg.	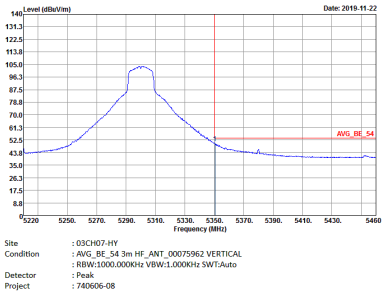	Left blank

WIFI	Band 2 5250~5350MHz Band Edge @ 3m	
ANT	802.11a CH64 5320MHz	
1	Horizontal	Fundamental
Peak	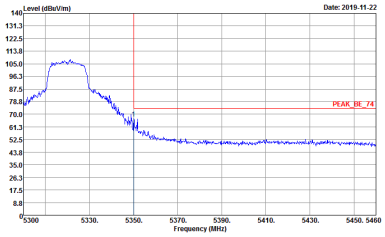	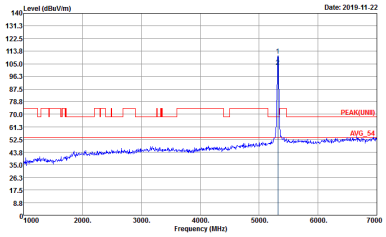
Avg.	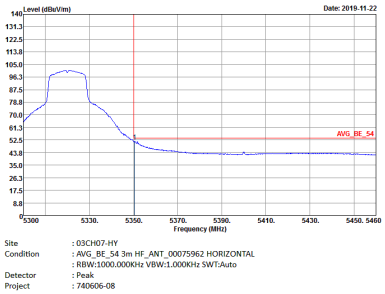	Left blank

WIFI	Band 2 5250~5350MHz Band Edge @ 3m	
ANT	802.11a CH64 5320MHz	
1	Vertical	Fundamental
Peak	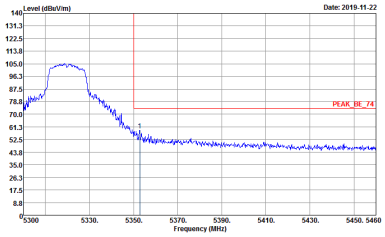	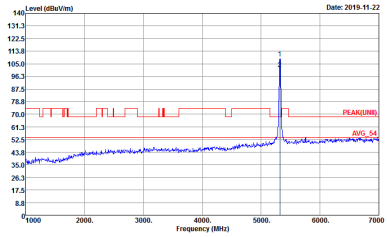
Avg.	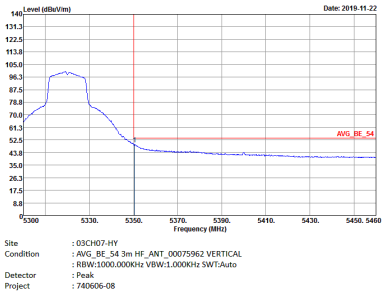	Left blank

Band 2 5250~5350MHz
WIFI 802.11n HT20 (Band Edge @ 3m)

WIFI	Band 2 5250~5350MHz Band Edge @ 3m	
ANT	802.11n HT20 CH52 5260MHz - L	
1	Horizontal	Fundamental
Peak	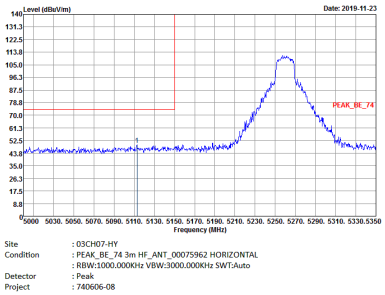	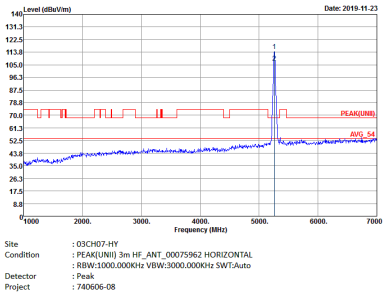
Avg.	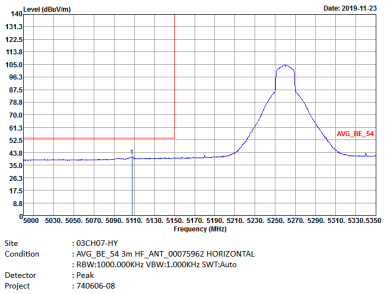	Left blank

WIFI	Band 2 5250~5350MHz Band Edge @ 3m	
ANT	802.11n HT20 CH52 5260MHz - R	
1	Horizontal	Fundamental
Peak	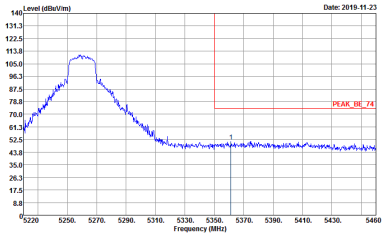	Left blank
Avg.	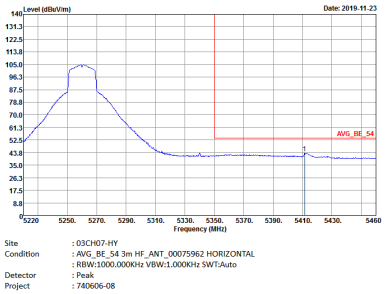	Left blank

WIFI	Band 2 5250~5350MHz Band Edge @ 3m	
ANT	802.11n HT20 CH52 5260MHz - L	
1	Vertical	Fundamental
Peak	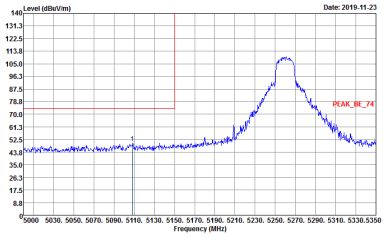 Site : 03CH07-HY Condition : PEAK_BE_74 3m HF_ANT_00075962 VERTICAL : RBW:1000.000KHz VBW:3000.000KHz SWT:Auto Detector : Peak Project : 740606-08	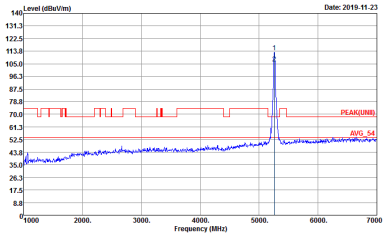 Site : 03CH07-HY Condition : PEAK(UNII) 3m HF_ANT_00075962 VERTICAL : RBW:1000.000KHz VBW:3000.000KHz SWT:Auto Detector : Peak Project : 740606-08
Avg.	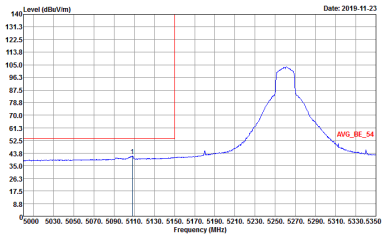 Site : 03CH07-HY Condition : AVG_BE_54 3m HF_ANT_00075962 VERTICAL : RBW:1000.000KHz VBW:1.000KHz SWT:Auto Detector : Peak Project : 740606-08	Left blank

WIFI	Band 2 5250~5350MHz Band Edge @ 3m	
ANT	802.11n HT20 CH52 5260MHz - R	
1	Vertical	Fundamental
Peak	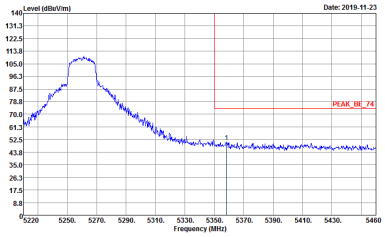	Left blank
Avg.	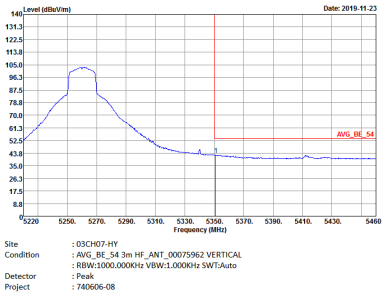	Left blank

WIFI	Band 2 5250~5350MHz Band Edge @ 3m	
ANT	802.11n HT20 CH60 5300MHz - L	
1	Horizontal	Fundamental
Peak	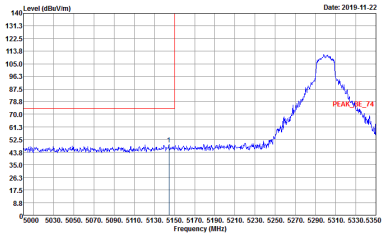 Site : 03CH07-HY Condition : PEAK_BE_74 3m HF_ANT_00075962 HORIZONTAL : RBW:1000.000KHz VBW:3000.000KHz SWT:Auto Detector : Peak Project : 740606-08	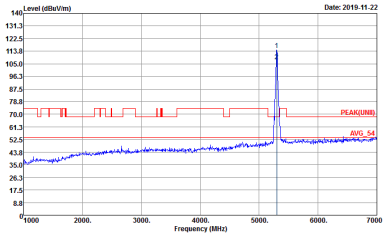 Site : 03CH07-HY Condition : PEAK(UNII) 3m HF_ANT_00075962 HORIZONTAL : RBW:1000.000KHz VBW:3000.000KHz SWT:Auto Detector : Peak Project : 740606-08
Avg.	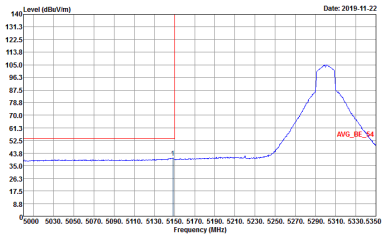 Site : 03CH07-HY Condition : AVG_BE_54 3m HF_ANT_00075962 HORIZONTAL : RBW:1000.000KHz VBW:1.000KHz SWT:Auto Detector : Peak Project : 740606-08	Left blank

WIFI	Band 2 5250~5350MHz Band Edge @ 3m	
ANT	802.11n HT20 CH60 5300MHz - R	
1	Horizontal	Vertical
Peak	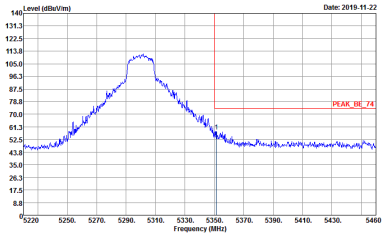	Left blank
Avg.	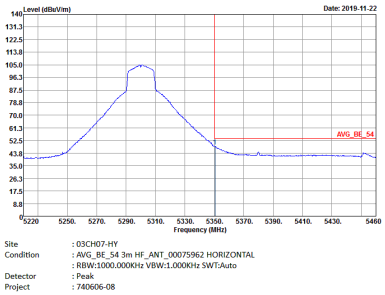	Left blank

WIFI	Band 2 5250~5350MHz Band Edge @ 3m	
ANT	802.11n HT20 CH60 5300MHz - L	
1	Vertical	Fundamental
Peak	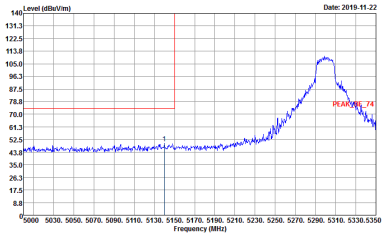 Site : 03CH07-HY Condition : PEAK_BE_74 3m HF_ANT_00075962 VERTICAL : RBW:1000.000KHz VBW:3000.000KHz SWT:Auto Detector : Peak Project : 740606-08	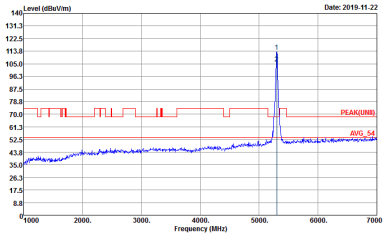 Site : 03CH07-HY Condition : PEAK(UNII) 3m HF_ANT_00075962 VERTICAL : RBW:1000.000KHz VBW:3000.000KHz SWT:Auto Detector : Peak Project : 740606-08
Avg.	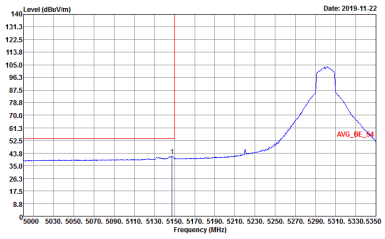 Site : 03CH07-HY Condition : AVG_BE_54 3m HF_ANT_00075962 VERTICAL : RBW:1000.000KHz VBW:1.000KHz SWT:Auto Detector : Peak Project : 740606-08	Left blank

WIFI	Band 2 5250~5350MHz Band Edge @ 3m	
ANT	802.11n HT20 CH60 5300MHz - R	
1	Vertical	Fundamental
Peak	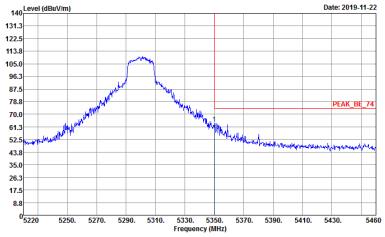	Left blank
Avg.	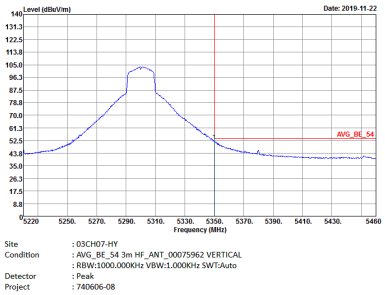	Left blank

WIFI	Band 2 5250~5350MHz Band Edge @ 3m	
ANT	802.11n HT20 CH64 5320MHz	
1	Horizontal	Fundamental
Peak	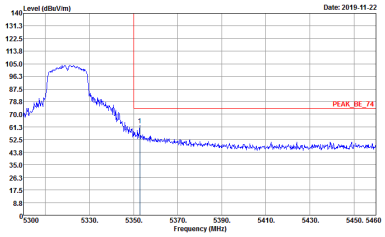 Site : 03CH07-HY Condition : PEAK_BE_74 3m HF_ANT_00075962 HORIZONTAL : RBW:1000.000KHz VBW:3000.000KHz SWT:Auto Detector : Peak Project : 740606-08	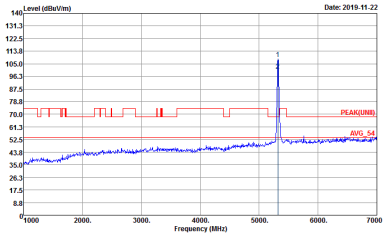 Site : 03CH07-HY Condition : PEAK(UNII) 3m HF_ANT_00075962 HORIZONTAL : RBW:1000.000KHz VBW:3000.000KHz SWT:Auto Detector : Peak Project : 740606-08
Avg.	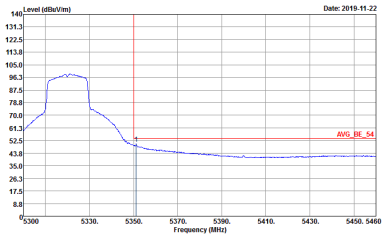 Site : 03CH07-HY Condition : AVG_BE_54 3m HF_ANT_00075962 HORIZONTAL : RBW:1000.000KHz VBW:1.000KHz SWT:Auto Detector : Peak Project : 740606-08	Left blank

WIFI	Band 2 5250~5350MHz Band Edge @ 3m	
ANT	802.11n HT20 CH64 5320MHz	
1	Vertical	Fundamental
Peak	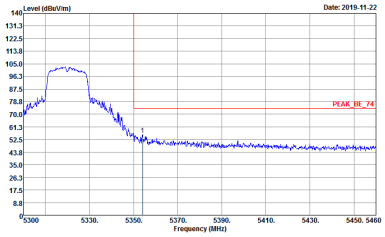	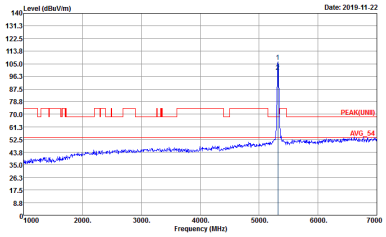
Avg.	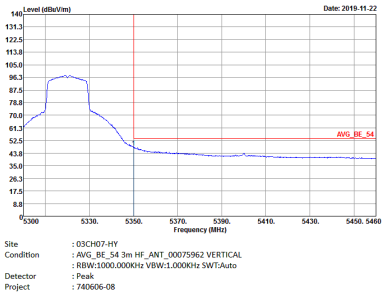	Left blank

Band 2 5250~5350MHz
WIFI 802.11n HT40 (Band Edge @ 3m)

WIFI	Band 2 5250~5350MHz Band Edge @ 3m	
ANT	802.11n HT40 CH54 5270 - L	
1	Horizontal	Fundamental
Peak	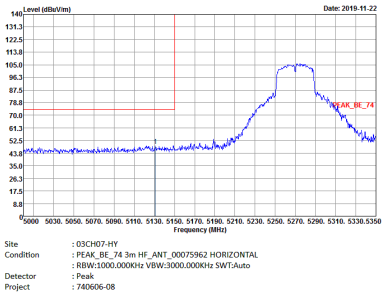	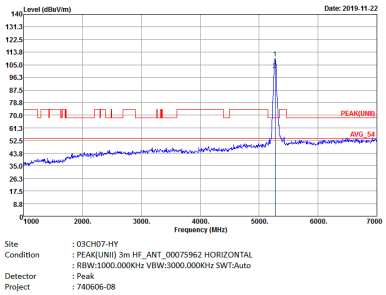
Avg.	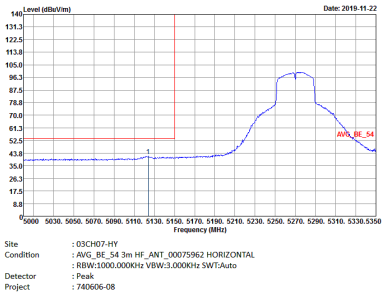	Left blank

WIFI	Band 2 5250~5350MHz Band Edge @ 3m	
ANT	802.11n HT40 CH54 5270 - R	
1	Horizontal	Fundamental
Peak	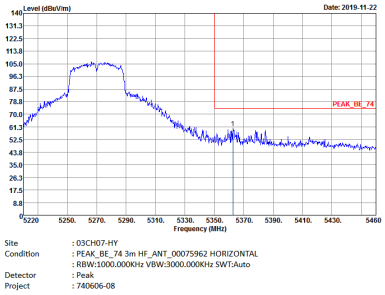	Left blank
Avg.	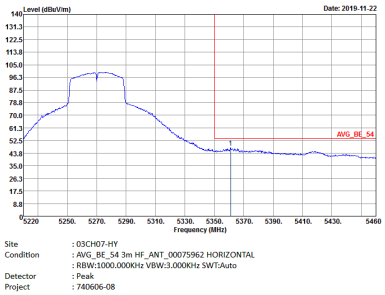	Left blank

WIFI	Band 2 5250~5350MHz Band Edge @ 3m	
ANT	802.11n HT40 CH54 5270 - L	
1	Vertical	Vertical
Peak	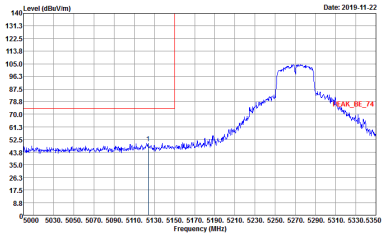 Site : 03CH07-HY Condition : PEAK_BE_74 3m HF_ANT_00075962 VERTICAL : RBW:1000.000KHz VBW:3000.000KHz SWT:Auto Detector : Peak Project : 740606-08	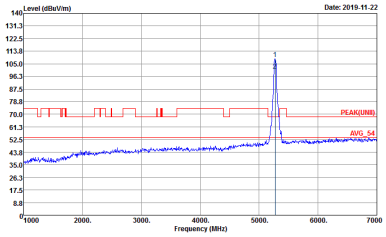 Site : 03CH07-HY Condition : PEAK(UNII) 3m HF_ANT_00075962 VERTICAL : RBW:1000.000KHz VBW:3000.000KHz SWT:Auto Detector : Peak Project : 740606-08
Avg.	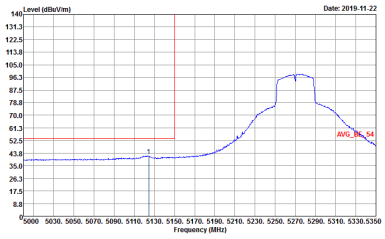 Site : 03CH07-HY Condition : AVG_BE_54 3m HF_ANT_00075962 VERTICAL : RBW:1000.000KHz VBW:3.000KHz SWT:Auto Detector : Peak Project : 740606-08	Left blank

WIFI	Band 2 5250~5350MHz Band Edge @ 3m	
ANT	802.11n HT40 CH54 5270 - R	
1	Vertical	Vertical
Peak	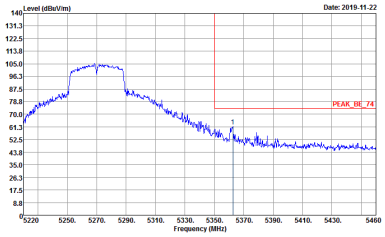	Left blank
Avg.	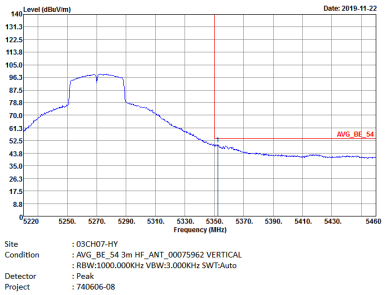	Left blank

WIFI	Band 2 5250~5350MHz Band Edge @ 3m	
ANT	802.11n HT40 CH62 5310 - L	
1	Horizontal	Fundamental
Peak	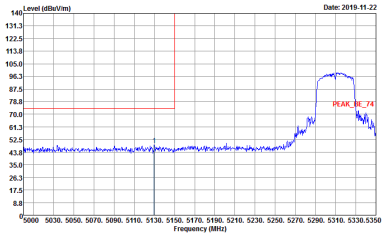 Site : 03CH07-HY Condition : PEAK_BE_74 3m HF_ANT_00075962 HORIZONTAL : RBW:1000.000KHz VBW:3000.000KHz SWT:Auto Detector : Peak Project : 740606-08	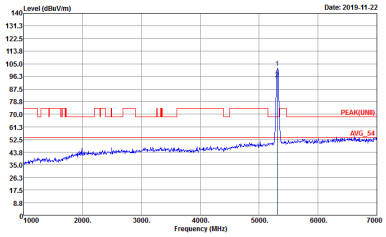 Site : 03CH07-HY Condition : PEAK(UNII) 3m HF_ANT_00075962 HORIZONTAL : RBW:1000.000KHz VBW:3000.000KHz SWT:Auto Detector : Peak Project : 740606-08
Avg.	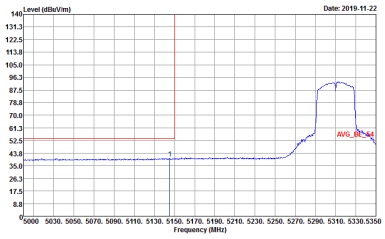 Site : 03CH07-HY Condition : AVG_BE_54 3m HF_ANT_00075962 HORIZONTAL : RBW:1000.000KHz VBW:3.000KHz SWT:Auto Detector : Peak Project : 740606-08	Left blank

WIFI	Band 2 5250~5350MHz Band Edge @ 3m	
ANT	802.11n HT40 CH62 5310 - R	
1	Horizontal	Fundamental
Peak	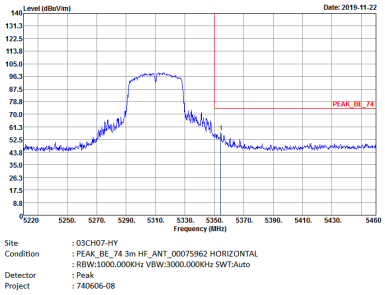	Left blank
Avg.	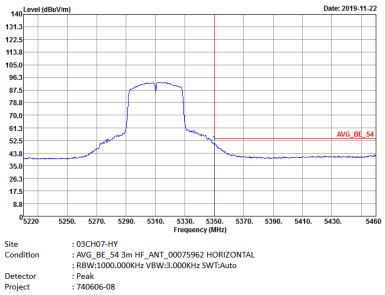	Left blank

WIFI	Band 2 5250~5350MHz Band Edge @ 3m	
ANT	802.11n HT40 CH62 5310 - L	
1	Vertical	Fundamental
Peak	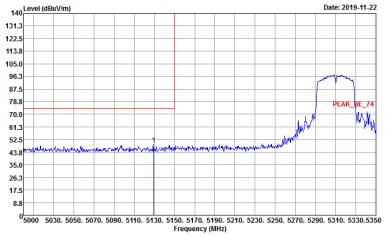	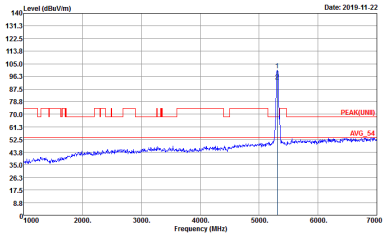
Avg.	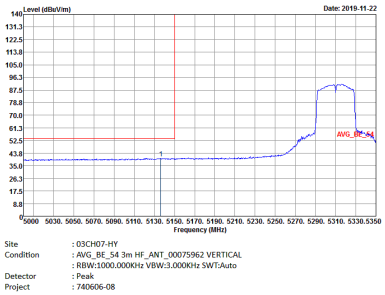	Left blank

WIFI	Band 2 5250~5350MHz Band Edge @ 3m	
ANT	802.11n HT40 CH62 5310 - R	
1	Vertical	Fundamental
Peak	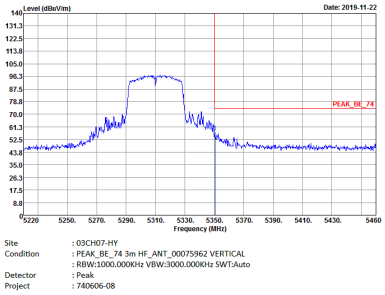	Left blank
Avg.	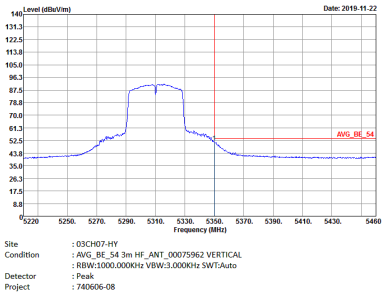	Left blank

Band 2 - 5250~5350MHz

WIFI 802.11a (Harmonic @ 3m)

WIFI	Band 2 5250~5350MHz Harmonic @ 3m	
ANT	802.11a CH52 5260MHz	
1	Horizontal	Vertical
Peak Avg.	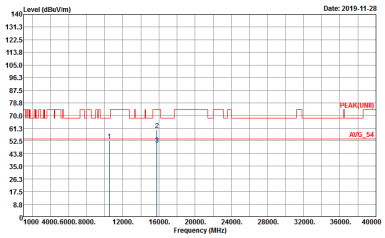 Site : 03CH07-HY Condition : PEAK(UNII) 3m HF_ANT_00075962 HORIZONTAL Detector : Peak Project : 740606-08	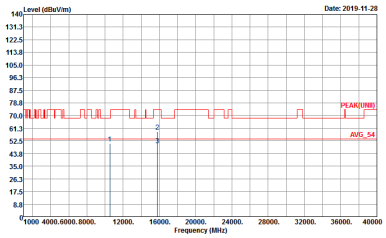 Site : 03CH07-HY Condition : PEAK(UNII) 3m HF_ANT_00075962 VERTICAL Detector : Peak Project : 740606-08

WIFI	Band 2 5250~5350MHz Harmonic @ 3m	
ANT	802.11a CH60 5300MHz	
1	Horizontal	Vertical
Peak Avg.	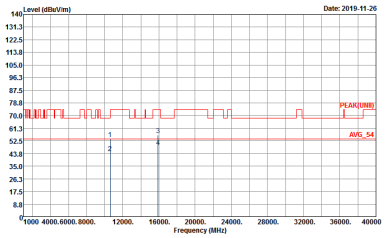 Site : 03CH07-HY Condition : PEAK(UNII) 3m HF_ANT_00075962 HORIZONTAL Detector : Peak Project : 740606-08	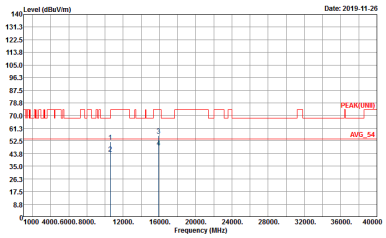 Site : 03CH07-HY Condition : PEAK(UNII) 3m HF_ANT_00075962 VERTICAL Detector : Peak Project : 740606-08

WIFI	Band 2 5250~5350MHz Harmonic @ 3m	
ANT	802.11a CH64 5320MHz	
1	Horizontal	Vertical
Peak Avg.	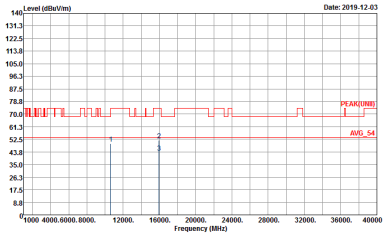 Site : 03CH07-HY Condition : PEAK(UNII) 3m HF_ANT_00066584 HORIZONTAL Detector : Peak Project : 740606-08	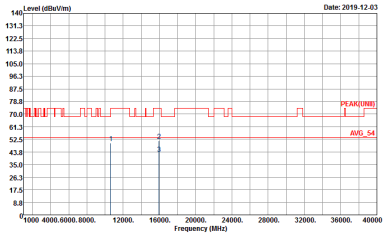 Site : 03CH07-HY Condition : PEAK(UNII) 3m HF_ANT_00066584 VERTICAL Detector : Peak Project : 740606-08

Band 2 5250~5350MHz

WIFI 802.11n HT20 (Harmonic @ 3m)

WIFI	Band 2 5250~5350MHz Harmonic @ 3m	
ANT	802.11n HT20 CH52 5260MHz	
1	Horizontal	Vertical
Peak Avg.	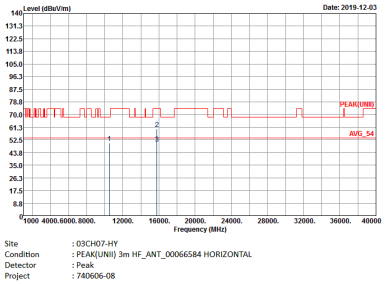	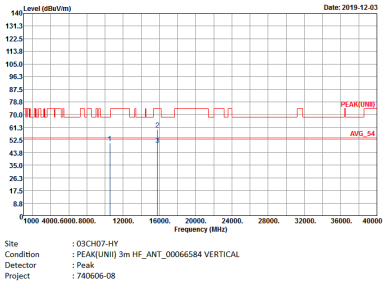

WIFI	Band 2 5250~5350MHz Harmonic @ 3m	
ANT	802.11n HT20 CH60 5300MHz	
1	Horizontal	Vertical
Peak Avg.	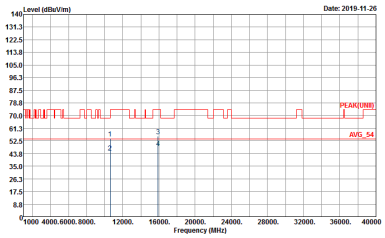 Site : 03CH07-HY Condition : PEAK(UNII) 3m HF_ANT_00075962 HORIZONTAL Detector : Peak Project : 740606-08	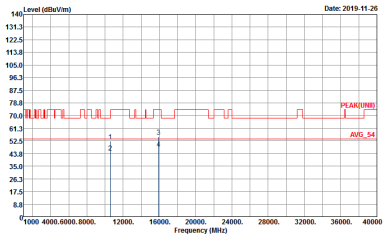 Site : 03CH07-HY Condition : PEAK(UNII) 3m HF_ANT_00075962 VERTICAL Detector : Peak Project : 740606-08

WIFI	Band 2 5250~5350MHz Harmonic @ 3m	
ANT	802.11n HT20 CH64 5320MHz	
1	Horizontal	Vertical
Peak Avg.	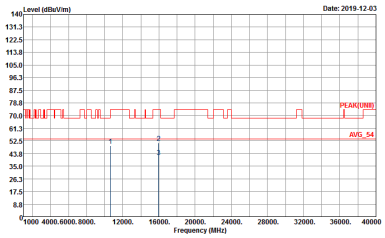 Site : 03CH07-HY Condition : PEAK(UNII) 3m HF_ANT_00066584 HORIZONTAL Detector : Peak Project : 740606-08	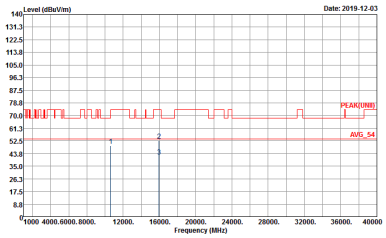 Site : 03CH07-HY Condition : PEAK(UNII) 3m HF_ANT_00066584 VERTICAL Detector : Peak Project : 740606-08

Band 2 5250~5350MHz

WIFI 802.11n HT40 (Harmonic @ 3m)

WIFI	Band 2 5250~5350MHz Harmonic @ 3m	
ANT	802.11n HT40 CH54 5270	
1	Horizontal	Vertical
Peak Avg.	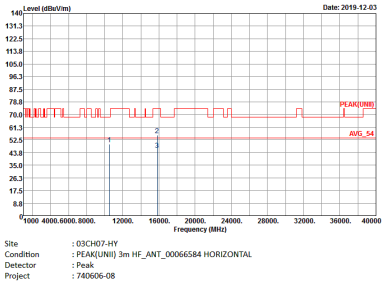 Site : 03CH07-HY Condition : PEAK(UNII) 3m HF_ANT_00066584 HORIZONTAL Detector : Peak Project : 740606-08	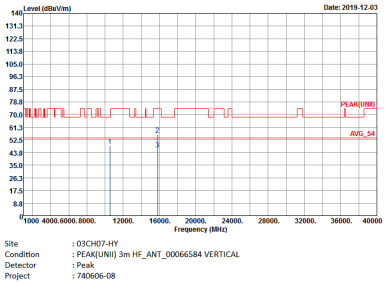 Site : 03CH07-HY Condition : PEAK(UNII) 3m HF_ANT_00066584 VERTICAL Detector : Peak Project : 740606-08

WIFI	Band 2 5250~5350MHz Harmonic @ 3m	
ANT	802.11n HT40 CH62 5310	
1	Horizontal	Vertical
Peak Avg.	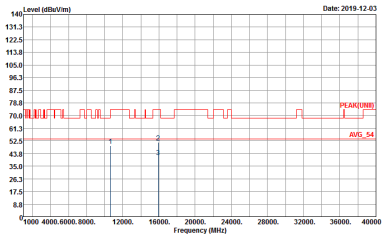 Site : 03CH07-HY Condition : PEAK(UNII) 3m HF_ANT_00066584 HORIZONTAL Detector : Peak Project : 740606-08	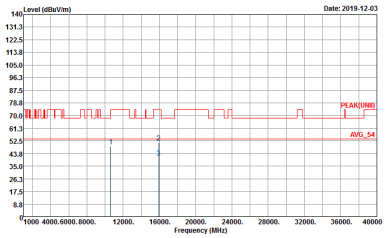 Site : 03CH07-HY Condition : PEAK(UNII) 3m HF_ANT_00066584 VERTICAL Detector : Peak Project : 740606-08

Band 3 - 5470~5725MHz

WIFI 802.11a (Band Edge @ 3m)

WIFI	Band 3 5470~5725MHz Band Edge @ 3m	
ANT	802.11a CH100 5500MHz	
1	Horizontal	Fundamental
Peak	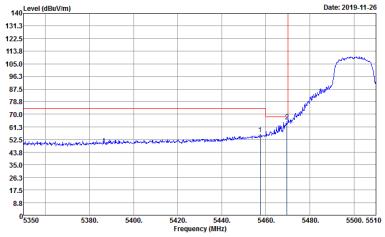 Site : 03CH07-HY Condition : PEAK_BE(UNII)_B3 3m HF_ANT_00075962 HORIZONTAL : RBW:1000.000KHz VBW:3000.000KHz SWT:Auto Detector : Peak Project : 740606-08	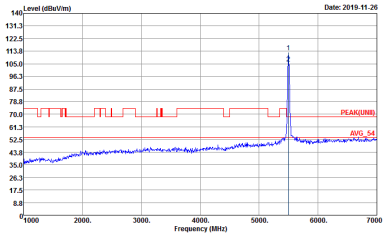 Site : 03CH07-HY Condition : PEAK(UNII) 3m HF_ANT_00075962 HORIZONTAL : RBW:1000.000KHz VBW:3000.000KHz SWT:Auto Detector : Peak Project : 740606-08
Avg.	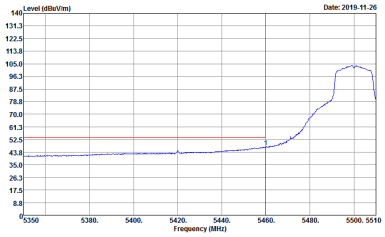 Site : 03CH07-HY Condition : AVG_BE(UNII)_B3 3m HF_ANT_00075962 HORIZONTAL : RBW:1000.000KHz VBW:1.000KHz SWT:Auto Detector : Peak Project : 740606-08	Left blank

WIFI	Band 3 5470~5725MHz Band Edge @ 3m	
ANT	802.11a CH100 5500MHz	
1	Vertical	Fundamental
Peak	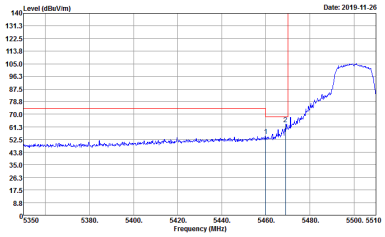	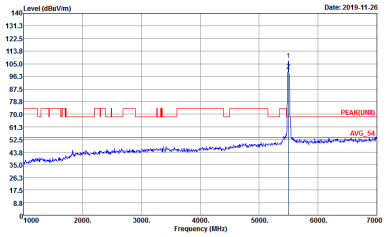
Avg.	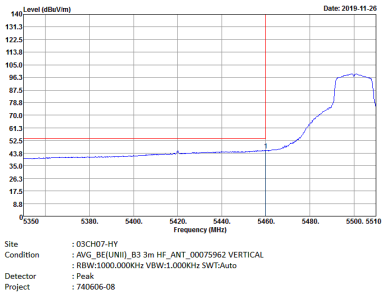	Left blank

WIFI	Band 3 5470~5725MHz Band Edge @ 3m	
ANT	802.11a CH116 5580MHz - L	
1	Horizontal	Fundamental
Peak	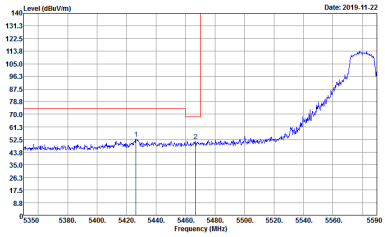 Site : 03CH07-HY Condition : PEAK_BE(UNII)_B3 3m HF_ANT_00075962 HORIZONTAL : RBW:1000.000KHz VBW:3000.000KHz SWT:Auto Detector : Peak Project : 740606-08	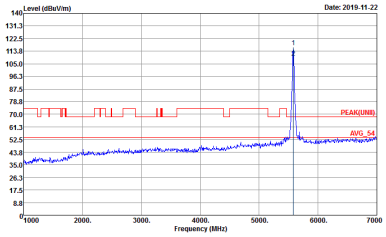 Site : 03CH07-HY Condition : PEAK(UNII) 3m HF_ANT_00075962 HORIZONTAL : RBW:1000.000KHz VBW:3000.000KHz SWT:Auto Detector : Peak Project : 740606-08
Avg.	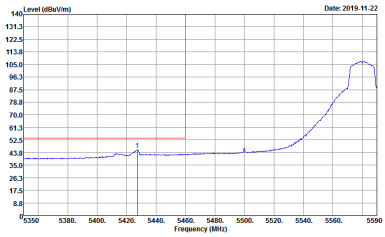 Site : 03CH07-HY Condition : AVG_BE(UNII)_B3 3m HF_ANT_00075962 HORIZONTAL : RBW:1000.000KHz VBW:1.000KHz SWT:Auto Detector : Peak Project : 740606-08	Left blank

WIFI	Band 3 5470~5725MHz Band Edge @ 3m	
ANT	802.11a CH116 5580MHz - R	
1	Horizontal	Fundamental
Peak	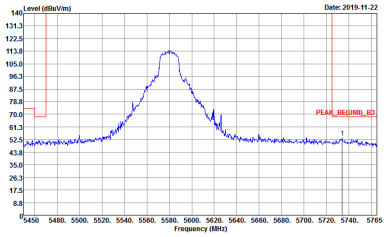 Site : 03CH07-HY Condition : PEAK_BE(UNII)_B3 3m HF_ANT_00075962 HORIZONTAL : RBW:1000.000KHz VBW:3000.000KHz SWT:Auto Detector : Peak Project : 740606-08	Left blank

WIFI	Band 3 5470~5725MHz Band Edge @ 3m	
ANT	802.11a CH116 5580MHz - L	
1	Vertical	Fundamental
Peak	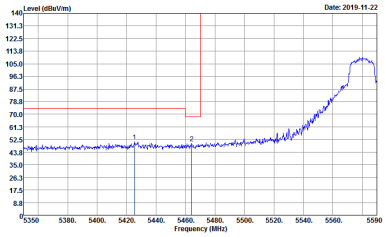 Site : 03CH07-HY Condition : PEAK_BE(UNII)_B3 3m HF_ANT_00075962 VERTICAL : RBW:1000.000KHz VBW:3000.000KHz SWT:Auto Detector : Peak Project : 740606-08	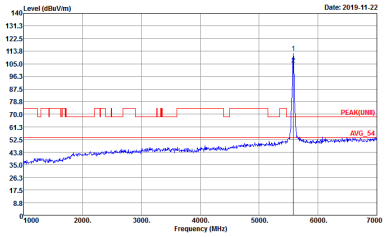 Site : 03CH07-HY Condition : PEAK(UNII) 3m HF_ANT_00075962 VERTICAL : RBW:1000.000KHz VBW:3000.000KHz SWT:Auto Detector : Peak Project : 740606-08
Avg.	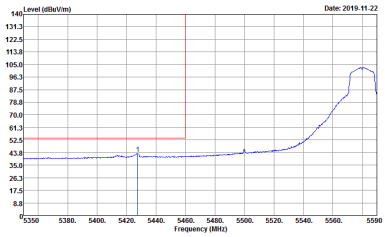 Site : 03CH07-HY Condition : AVG_BE(UNII)_B3 3m HF_ANT_00075962 VERTICAL : RBW:1000.000KHz VBW:1.000KHz SWT:Auto Detector : Peak Project : 740606-08	Left blank

WIFI	Band 3 5470~5725MHz Band Edge @ 3m	
ANT	802.11a CH116 5580MHz - R	
1	Vertical	Fundamental
Peak	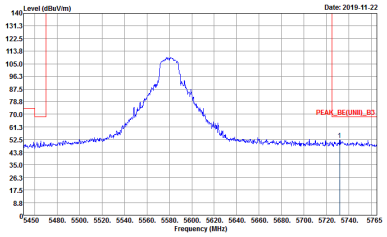 Site : 03CH07-HY Condition : PEAK_BE(UNII)_B3 3m HF_ANT_00075962 VERTICAL : RBW:1000.000KHz VBW:3000.000KHz SWT:Auto Detector : Peak Project : 740606-08	Left blank

WIFI	Band 3 5470~5725MHz Band Edge @ 3m	
ANT	802.11a CH140 5700MHz	
1	Horizontal	Fundamental
Peak	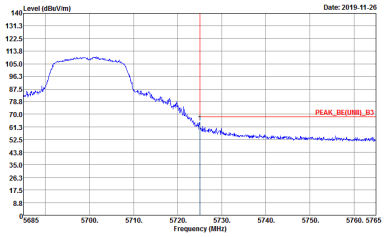	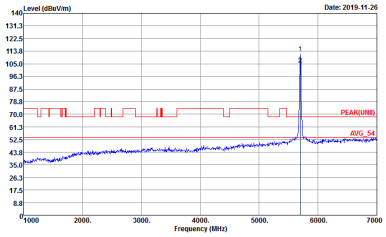

WIFI	Band 3 5470~5725MHz Band Edge @ 3m	
ANT	802.11a CH140 5700MHz	
1	Vertical	Fundamental
Peak	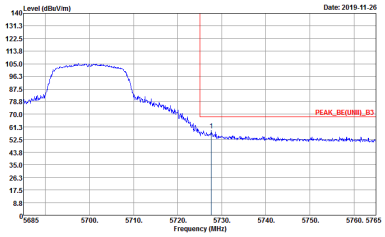 Site : 03CH07-HY Condition : PEAK_BE(UNII)_B3 3m HF_ANT_00075962 VERTICAL : RBW:1000.000KHz VBW:3000.000KHz SWT:Auto Detector : Peak Project : 740606-08	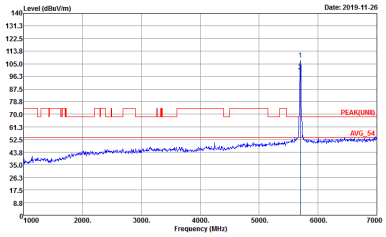 Site : 03CH07-HY Condition : PEAK(UNII) 3m HF_ANT_00075962 VERTICAL : RBW:1000.000KHz VBW:3000.000KHz SWT:Auto Detector : Peak Project : 740606-08

Band 3 5470~5725MHz
WIFI 802.11n HT20 (Band Edge @ 3m)

WIFI	Band 3 5470~5725MHz Band Edge @ 3m	
ANT	802.11n HT20 CH100 5500MHz	
1	Horizontal	Fundamental
Peak	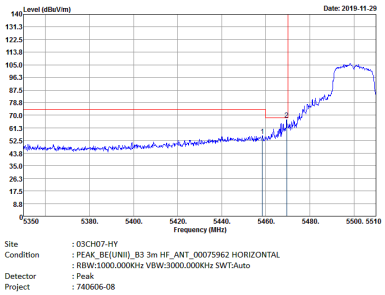	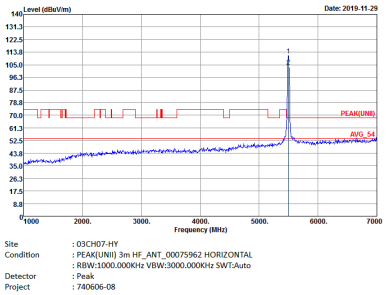
Avg.	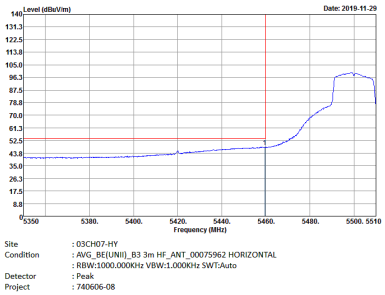	Left blank

WIFI	Band 3 5470~5725MHz Band Edge @ 3m	
ANT	802.11n HT20 CH100 5500MHz	
1	Vertical	Fundamental
Peak	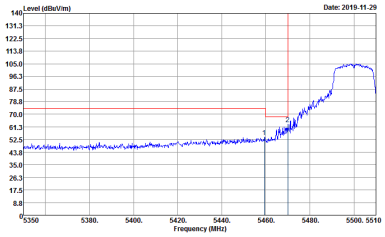 Site : 03CH07-HY Condition : PEAK_BE(UNII)_B3 3m HF_ANT_00075962 VERTICAL : RBW:1000.000KHz VBW:3000.000KHz SWT:Auto Detector : Peak Project : 740606-08	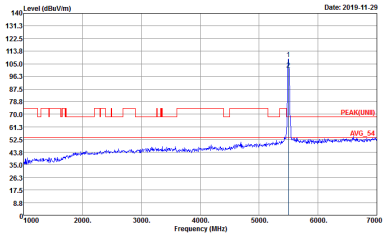 Site : 03CH07-HY Condition : PEAK(UNII) 3m HF_ANT_00075962 VERTICAL : RBW:1000.000KHz VBW:3000.000KHz SWT:Auto Detector : Peak Project : 740606-08
Avg.	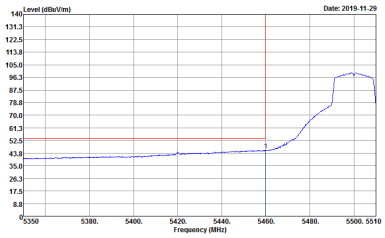 Site : 03CH07-HY Condition : AVG_BE(UNII)_B3 3m HF_ANT_00075962 VERTICAL : RBW:1000.000KHz VBW:1.000KHz SWT:Auto Detector : Peak Project : 740606-08	Left blank

WIFI	Band 3 5470~5725MHz Band Edge @ 3m	
ANT	802.11n HT20 CH116 5580MHz - L	
1	Horizontal	Fundamental
Peak	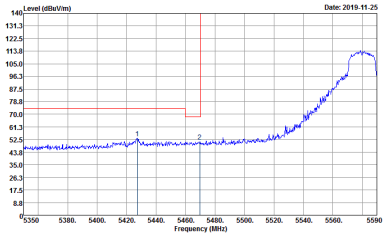	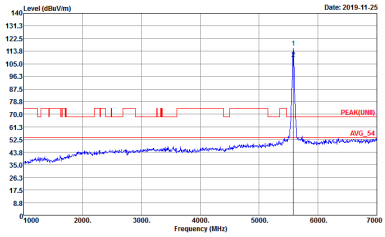
Avg.	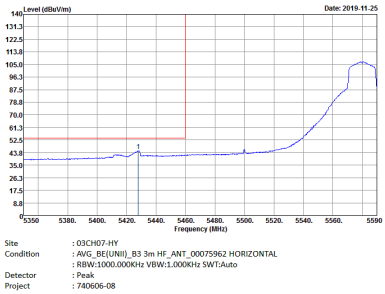	Left blank

WIFI	Band 3 5470~5725MHz Band Edge @ 3m	
ANT	802.11n HT20 CH116 5580MHz - R	
1	Horizontal	Fundamental
Peak	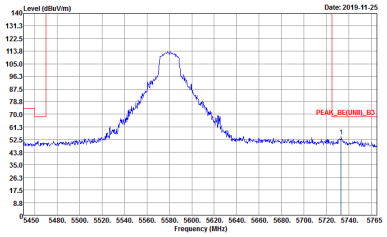 Site : 03CH07-HY Condition : PEAK_BE(UNII)_B3 3m HF_ANT_00075962 HORIZONTAL : RBW:1000.000KHz VBW:3000.000KHz SWT:Auto Detector : Peak Project : 740606-08	Left blank

WIFI	Band 3 5470~5725MHz Band Edge @ 3m	
ANT	802.11n HT20 CH116 5580MHz - L	
1	Vertical	Fundamental
Peak	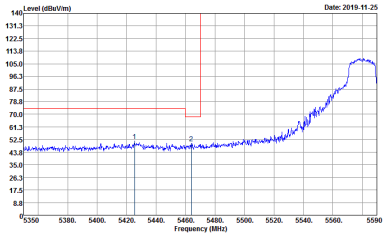	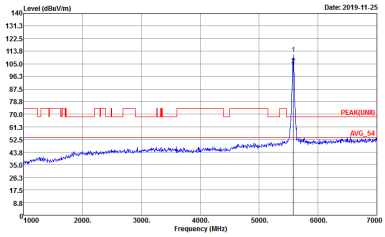
Avg.	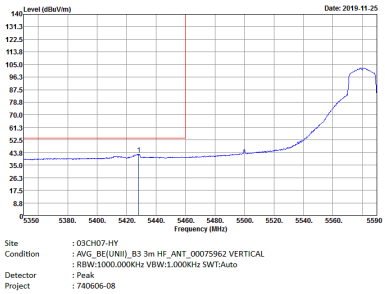	Left blank

WIFI	Band 3 5470~5725MHz Band Edge @ 3m	
ANT	802.11n HT20 CH116 5580MHz - R	
1	Vertical	Fundamental
Peak	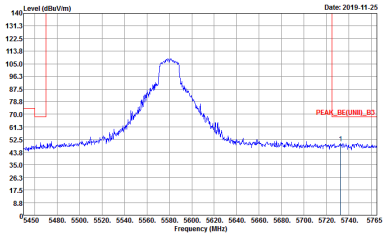 Site : 03CH07-HY Condition : PEAK_BE(UNII)_B3 3m HF_ANT_00075962 VERTICAL : RBW:1000.000KHz VBW:3000.000KHz SWT:Auto Detector : Peak Project : 740606-08	Left blank

WIFI	Band 3 5470~5725MHz Band Edge @ 3m	
ANT	802.11n HT20 CH140 5700MHz	
1	Horizontal	Fundamental
Peak	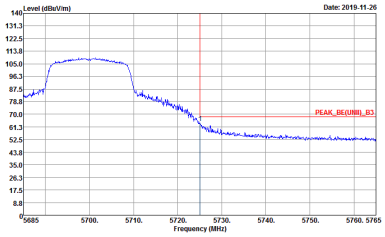 Site : 03CH07-HY Condition : PEAK_BE(UNII)_B3 3m HF_ANT_00075962 HORIZONTAL : RBW:1000.000KHz VBW:3000.000KHz SWT:Auto Detector : Peak Project : 740606-08	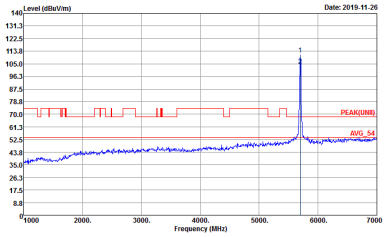 Site : 03CH07-HY Condition : PEAK(UNII) 3m HF_ANT_00075962 HORIZONTAL : RBW:1000.000KHz VBW:3000.000KHz SWT:Auto Detector : Peak Project : 740606-08

WIFI	Band 3 5470~5725MHz Band Edge @ 3m	
ANT	802.11n HT20 CH140 5700MHz	
1	Vertical	Fundamental
Peak.	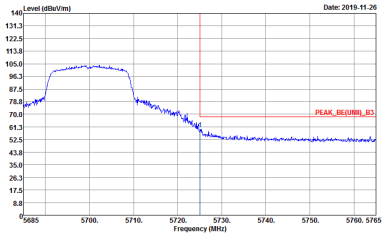 Site : 03CH07-HY Condition : PEAK_BE(UNII)_B3 3m HF_ANT_00075962 VERTICAL : RBW:1000.000KHz VBW:3000.000KHz SWT:Auto Detector : Peak Project : 740606-08	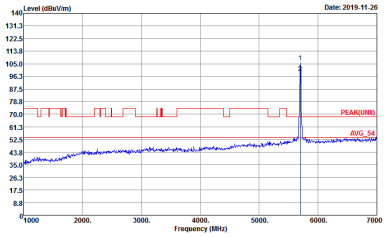 Site : 03CH07-HY Condition : PEAK(UNII) 3m HF_ANT_00075962 VERTICAL : RBW:1000.000KHz VBW:3000.000KHz SWT:Auto Detector : Peak Project : 740606-08

Band 3 5470~5725MHz
WIFI 802.11n HT40 (Band Edge @ 3m)

WIFI	Band 3 5470~5725MHz Band Edge @ 3m	
ANT	802.11n HT40 CH102 5510MHz - L	
1	Horizontal	Fundamental
Peak	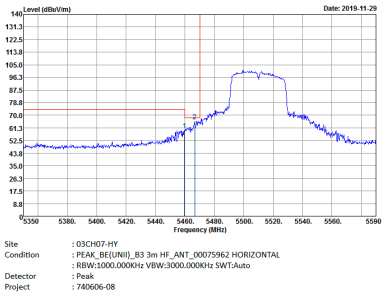	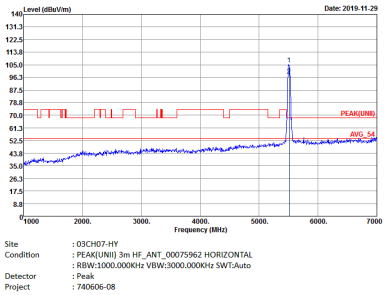
Avg.	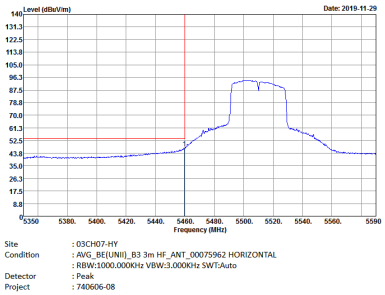	Left blank

WIFI	Band 3 5470~5725MHz Band Edge @ 3m	
ANT	802.11n HT40 CH102 5510MHz - R	
1	Horizontal	Fundamental
Peak	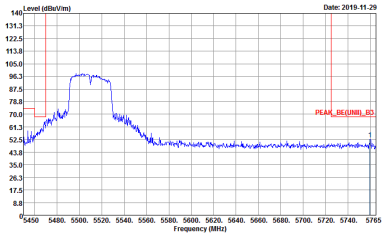 Site : 03CH07-HY Condition : PEAK_BE(UNII)_B3 3m HF_ANT_00075962 HORIZONTAL : RBW:1000.000KHz VBW:3000.000KHz SWT:Auto Detector : Peak Project : 740606-08	Left blank

WIFI	Band 3 5470~5725MHz Band Edge @ 3m	
ANT	802.11n HT40 CH102 5510MHz - L	
1	Vertical	Fundamental
Peak	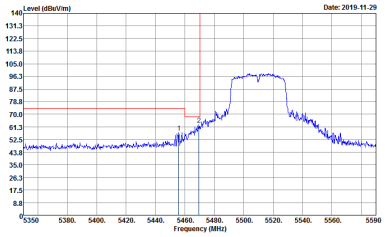 Site : 03CH07-HY Condition : PEAK_BE(UNII)_B3 3m HF_ANT_00075962 VERTICAL : RBW:1000.000KHz VBW:3000.000KHz SWT:Auto Detector : Peak Project : 740606-08	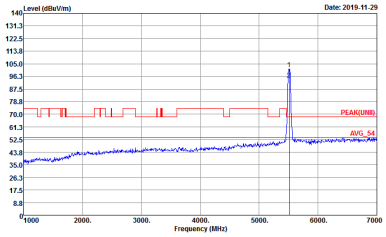 Site : 03CH07-HY Condition : PEAK(UNII) 3m HF_ANT_00075962 VERTICAL : RBW:1000.000KHz VBW:3000.000KHz SWT:Auto Detector : Peak Project : 740606-08
Avg.	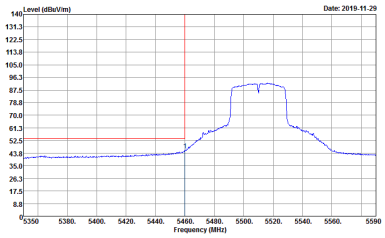 Site : 03CH07-HY Condition : AVG_BE(UNII)_B3 3m HF_ANT_00075962 VERTICAL : RBW:1000.000KHz VBW:3.000KHz SWT:Auto Detector : Peak Project : 740606-08	Left blank

WIFI	Band 3 5470~5725MHz Band Edge @ 3m	
ANT	802.11n HT40 CH102 5510MHz - R	
1	Vertical	Fundamental
Peak	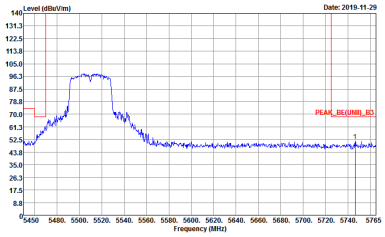 Site : 03CH07-HY Condition : PEAK_BE(UNII)_B3 3m HF_ANT_00075962 VERTICAL : RBW:1000.000KHz VBW:3000.000KHz SWT:Auto Detector : Peak Project : 740606-08	Left blank

WIFI	Band 3 5470~5725MHz Band Edge @ 3m	
ANT	802.11n HT40 CH110 5550MHz - L	
1	Horizontal	Fundamental
Peak	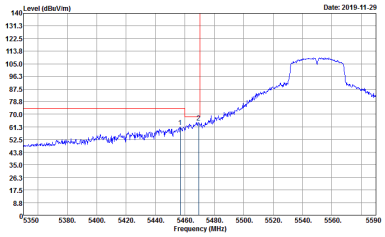 Site : 03CH07-HY Condition : PEAK_BE(UNII)_B3 3m HF_ANT_00075962 HORIZONTAL : RBW:1000.000KHz VBW:3000.000KHz SWT:Auto Detector : Peak Project : 740606-08	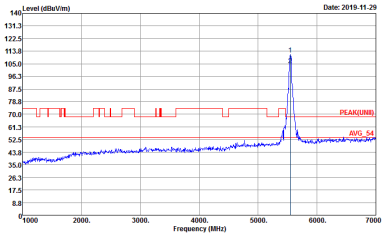 Site : 03CH07-HY Condition : PEAK(UNII) 3m HF_ANT_00075962 HORIZONTAL : RBW:1000.000KHz VBW:3000.000KHz SWT:Auto Detector : Peak Project : 740606-08
Avg.	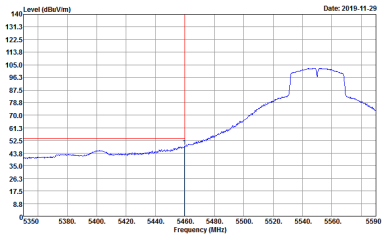 Site : 03CH07-HY Condition : AVG_BE(UNII)_B3 3m HF_ANT_00075962 HORIZONTAL : RBW:1000.000KHz VBW:3.000KHz SWT:Auto Detector : Peak Project : 740606-08	Left blank

WIFI	Band 3 5470~5725MHz Band Edge @ 3m	
ANT	802.11n HT40 CH110 5550MHz - R	
1	Horizontal	Fundamental
Peak	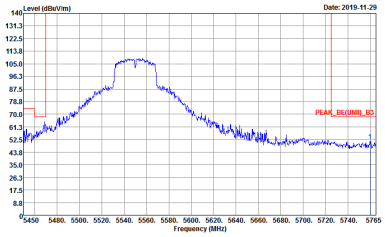 Site : 03CH07-HY Condition : PEAK_BE(UNII)_B3 3m HF_ANT_00075962 HORIZONTAL : RBW:1000.000KHz VBW:3000.000KHz SWT:Auto Detector : Peak Project : 740606-08	Left blank

WIFI	Band 3 5470~5725MHz Band Edge @ 3m	
ANT	802.11n HT40 CH110 5550MHz - L	
1	Vertical	Fundamental
Peak	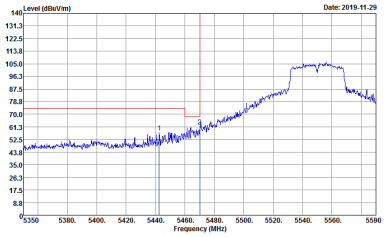 Site : 03CH07-HY Condition : PEAK_BE(UNII)_B3 3m HF_ANT_00075962 VERTICAL : RBW:1000.000KHz VBW:3000.000KHz SWT:Auto Detector : Peak Project : 740606-08	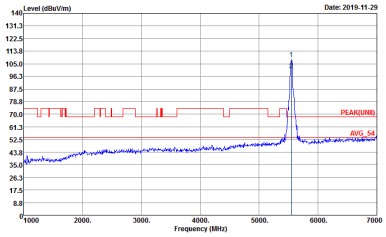 Site : 03CH07-HY Condition : PEAK(UNII) 3m HF_ANT_00075962 VERTICAL : RBW:1000.000KHz VBW:3000.000KHz SWT:Auto Detector : Peak Project : 740606-08
Avg.	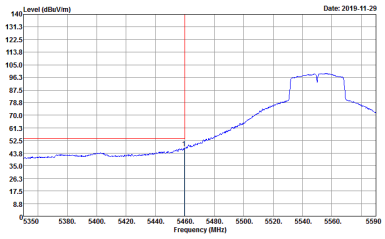 Site : 03CH07-HY Condition : AVG_BE(UNII)_B3 3m HF_ANT_00075962 VERTICAL : RBW:1000.000KHz VBW:3.000KHz SWT:Auto Detector : Peak Project : 740606-08	Left blank

WIFI	Band 3 5470~5725MHz Band Edge @ 3m	
ANT	802.11n HT40 CH110 5550MHz - R	
1	Vertical	Fundamental
Peak	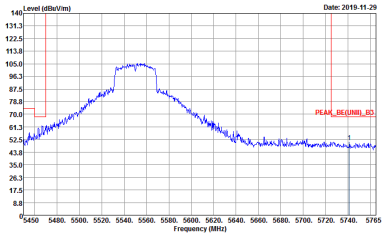 Site : 03CH07-HY Condition : PEAK_BE(UNII)_B3 3m HF_ANT_00075962 VERTICAL : RBW:1000.000KHz VBW:3000.000KHz SWT:Auto Detector : Peak Project : 740606-08	Left blank

WIFI	Band 3 5470~5725MHz Band Edge @ 3m	
ANT	802.11n HT40 CH134 5670MHz - L	
1	Horizontal	Fundamental
Peak	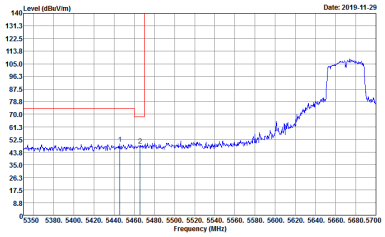 Site : 03CH07-HY Condition : PEAK_BE(UNII)_B3 3m HF_ANT_00075962 HORIZONTAL : RBW:1000.000KHz VBW:3000.000KHz SWT:Auto Detector : Peak Project : 740606-08	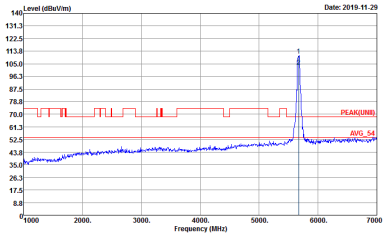 Site : 03CH07-HY Condition : PEAK(UNII) 3m HF_ANT_00075962 HORIZONTAL : RBW:1000.000KHz VBW:3000.000KHz SWT:Auto Detector : Peak Project : 740606-08
Avg.	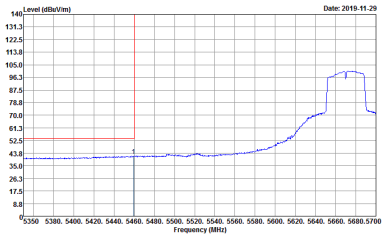 Site : 03CH07-HY Condition : AVG_BE(UNII)_B3 3m HF_ANT_00075962 HORIZONTAL : RBW:1000.000KHz VBW:3.000KHz SWT:Auto Detector : Peak Project : 740606-08	Left blank

WIFI	Band 3 5470~5725MHz Band Edge @ 3m	
ANT	802.11n HT40 CH134 5670MHz - R	
1	Horizontal	Fundamental
Peak	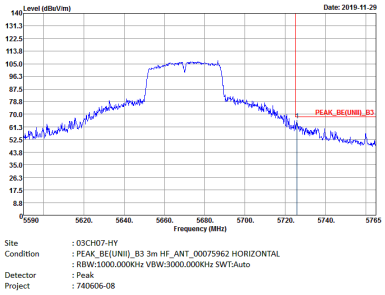	Left blank

WIFI	Band 3 5470~5725MHz Band Edge @ 3m	
ANT	802.11n HT40 CH134 5670MHz - L	
1	Vertical	Fundamental
Peak	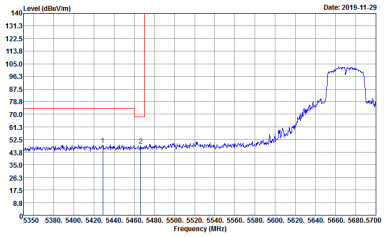 Site : 03CH07-HY Condition : PEAK_BE(UNII)_B3 3m HF_ANT_00075962 VERTICAL : RBW:1000.000KHz VBW:3000.000KHz SWT:Auto Detector : Peak Project : 740606-08	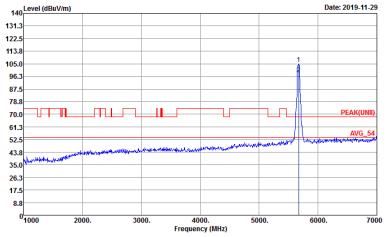 Site : 03CH07-HY Condition : PEAK(UNII) 3m HF_ANT_00075962 VERTICAL : RBW:1000.000KHz VBW:3000.000KHz SWT:Auto Detector : Peak Project : 740606-08
Avg.	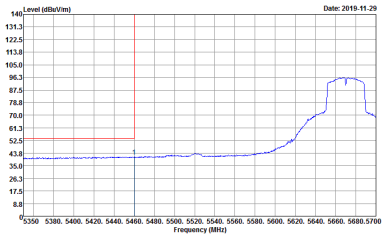 Site : 03CH07-HY Condition : AVG_BE(UNII)_B3 3m HF_ANT_00075962 VERTICAL : RBW:1000.000KHz VBW:3.000KHz SWT:Auto Detector : Peak Project : 740606-08	Left blank

WIFI	Band 3 5470~5725MHz Band Edge @ 3m	
ANT	802.11n HT40 CH134 5670MHz - R	
1	Vertical	Fundamental
Peak	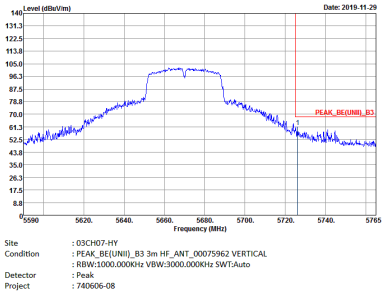	Left blank

Band 3 - 5470~5725MHz

WIFI 802.11a (Harmonic @ 3m)

WIFI	Band 3 5470~5725MHz Harmonic @ 3m	
ANT	802.11a CH100 5500MHz	
1	Horizontal	Vertical
Peak Avg.	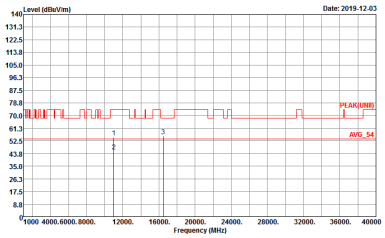 Site : 03CH07-HY Condition : PEAK(UNII) 3m HF_ANT_00066584 HORIZONTAL Detector : Peak Project : 740606-08	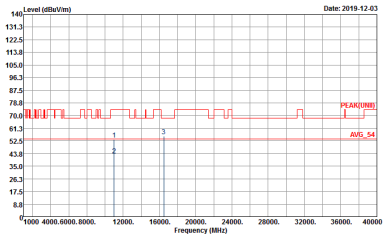 Site : 03CH07-HY Condition : PEAK(UNII) 3m HF_ANT_00066584 VERTICAL Detector : Peak Project : 740606-08

WIFI	Band 3 5470~5725MHz Harmonic @ 3m	
ANT	802.11a CH116 5580MHz	
1	Horizontal	Vertical
Peak Avg.	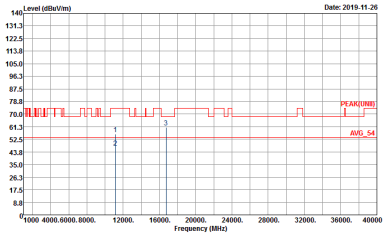 Site : 03CH07-HY Condition : PEAK(UNII) 3m HF_ANT_00075962 HORIZONTAL Detector : Peak Project : 740606-08	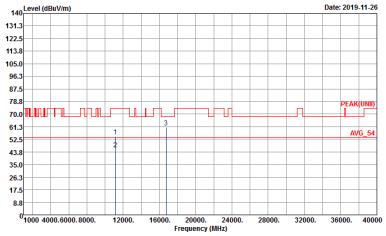 Site : 03CH07-HY Condition : PEAK(UNII) 3m HF_ANT_00075962 VERTICAL Detector : Peak Project : 740606-08

WIFI	Band 3 5470~5725MHz Harmonic @ 3m	
ANT	802.11a CH140 5700MHz	
1	Horizontal	Vertical
Peak Avg.	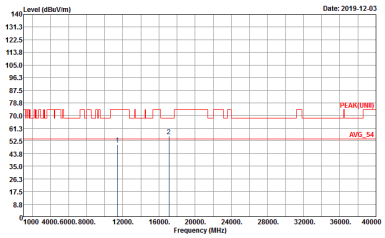 Site : 03CH07-HY Condition : PEAK(UNII) 3m HF_ANT_00066584 HORIZONTAL Detector : Peak Project : 740606-08	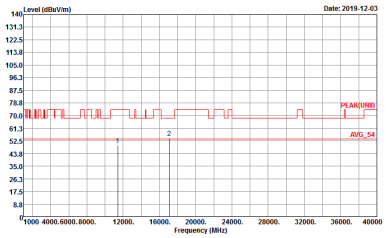 Site : 03CH07-HY Condition : PEAK(UNII) 3m HF_ANT_00066584 VERTICAL Detector : Peak Project : 740606-08

Band 3 5470~5725MHz
WIFI 802.11n HT20 (Harmonic @ 3m)

WIFI	Band 3 5470~5725MHz Harmonic @ 3m	
ANT	802.11n HT20 CH100 5500MHz	
1	Horizontal	Vertical
Peak Avg.	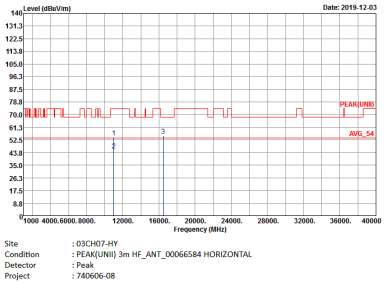	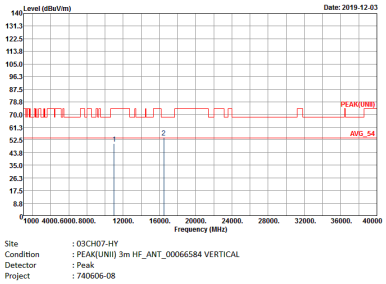

WIFI	Band 3 5470~5725MHz Harmonic @ 3m	
ANT	802.11n HT20 CH116 5580MHz	
1	Horizontal	Vertical
Peak Avg.	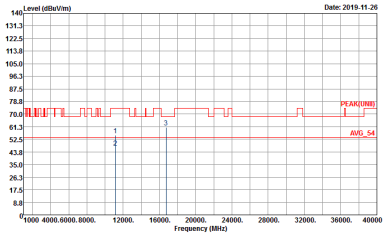 Site : 03CH07-HY Condition : PEAK(UNII) 3m HF_ANT_00075962 HORIZONTAL Detector : Peak Project : 740606-08	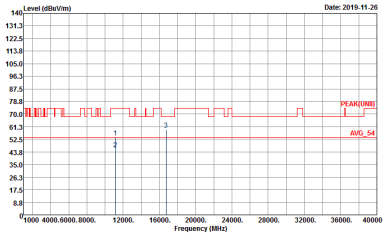 Site : 03CH07-HY Condition : PEAK(UNII) 3m HF_ANT_00075962 VERTICAL Detector : Peak Project : 740606-08

WIFI	Band 3 5470~5725MHz Harmonic @ 3m	
ANT	802.11n HT20 CH140 5700MHz	
1	Horizontal	Vertical
Peak Avg.	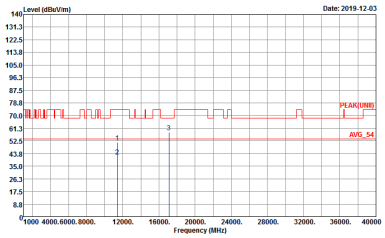 Site : 03CH07-HY Condition : PEAK(UNII) 3m HF_ANT_00066584 HORIZONTAL Detector : Peak Project : 740606-08	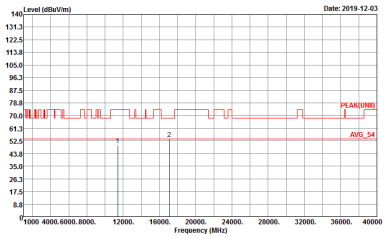 Site : 03CH07-HY Condition : PEAK(UNII) 3m HF_ANT_00066584 VERTICAL Detector : Peak Project : 740606-08

Band 3 5470~5725MHz
WIFI 802.11n HT40 (Harmonic @ 3m)

WIFI	Band 3 5470~5725MHz Harmonic @ 3m	
ANT	802.11n HT40 CH102 5510MHz	
1	Horizontal	Vertical
Peak Avg.	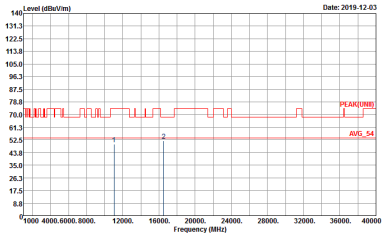 Site : 03CH07-HY Condition : PEAK(UNII) 3m HF_ANT_00066584 HORIZONTAL Detector : Peak Project : 740606-08	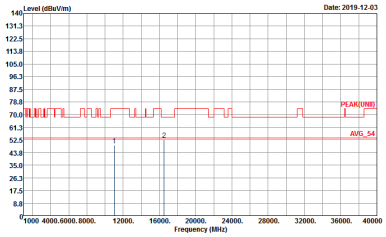 Site : 03CH07-HY Condition : PEAK(UNII) 3m HF_ANT_00066584 VERTICAL Detector : Peak Project : 740606-08

WIFI	Band 3 5470~5725MHz Harmonic @ 3m	
ANT	802.11n HT40 CH110 5550MHz	
1	Horizontal	Vertical
Peak Avg.	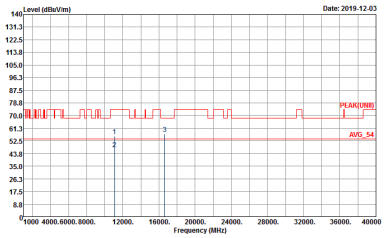 Site : 03CH07-HY Condition : PEAK(UNII) 3m HF_ANT_00066584 HORIZONTAL Detector : Peak Project : 740606-08	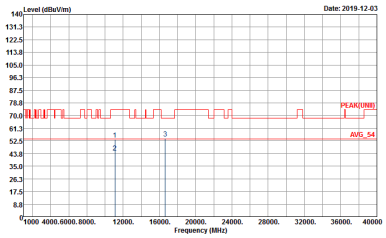 Site : 03CH07-HY Condition : PEAK(UNII) 3m HF_ANT_00066584 VERTICAL Detector : Peak Project : 740606-08

WIFI	Band 3 5470~5725MHz Harmonic @ 3m	
ANT	802.11n HT40 CH134 5670MHz	
1	Horizontal	Vertical
Peak Avg.	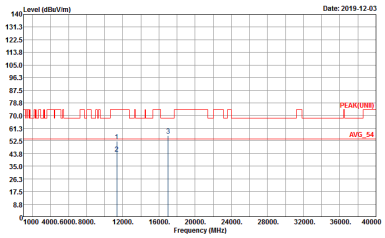 Site : 03CH07-HY Condition : PEAK(UNII) 3m HF_ANT_00066584 HORIZONTAL Detector : Peak Project : 740606-08	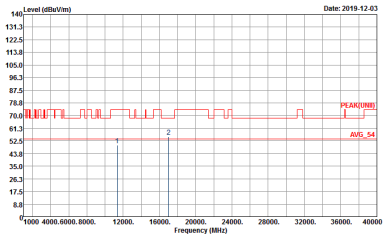 Site : 03CH07-HY Condition : PEAK(UNII) 3m HF_ANT_00066584 VERTICAL Detector : Peak Project : 740606-08

Band 3 - Straddle Channel

WIFI 802.11a (Band Edge @ 3m)

WIFI	Band 3 Straddle Channel Band Edge @ 3m	
ANT	802.11a CH144 5720MHz - L	
1	Horizontal	Fundamental
Peak	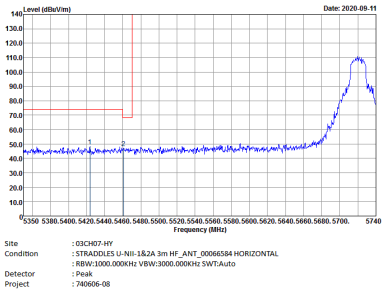	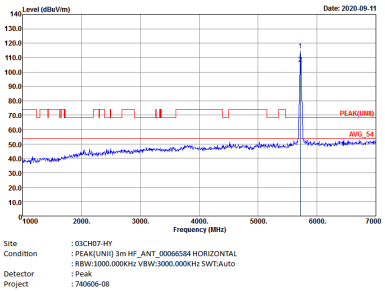
Avg.	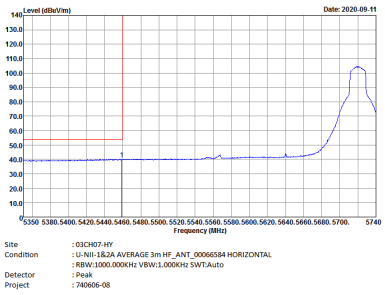	Left blank

WIFI	Band 3 Straddle Channel Band Edge @ 3m	
ANT	802.11a CH144 5720MHz – R	
1	Horizontal	Fundamental
Peak	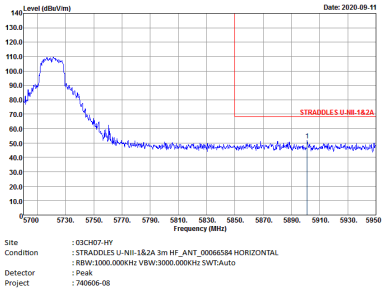	Left blank

WIFI	Band 3 Straddle Channel Band Edge @ 3m	
ANT	802.11a CH144 5720MHz - L	
1	Vertical	Fundamental
Peak	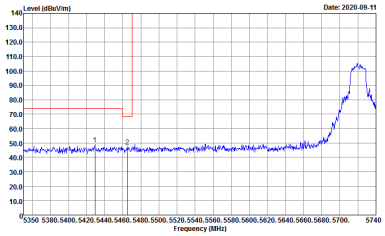	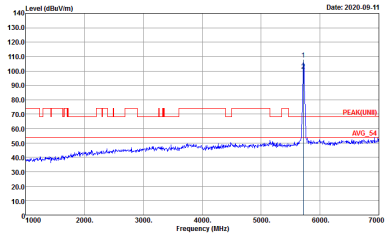
Avg.	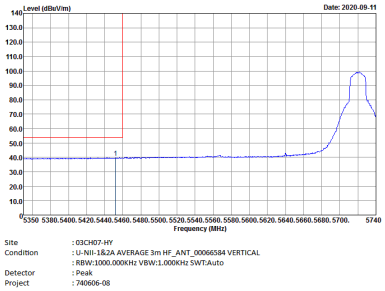	Left blank

WIFI	Band 3 Straddle Channel Band Edge @ 3m	
ANT	802.11a CH144 5720MHz - R	
1	Vertical	Fundamental
Peak	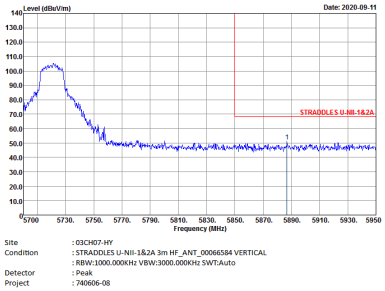	Left blank

Band 3 – Straddle Channel
WIFI 802.11n HT20 (Band Edge @ 3m)

WIFI	Band 3 Straddle Channel Band Edge @ 3m	
ANT	802.11n CH144 5720MHz - L	
1	Horizontal	Fundamental
Peak	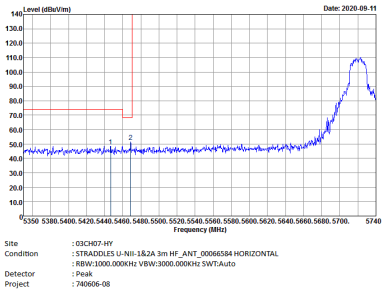	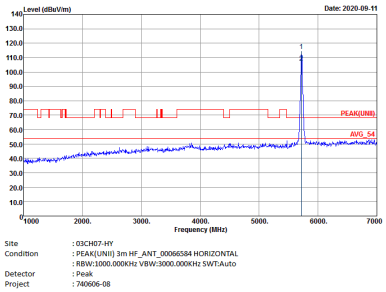
Avg.	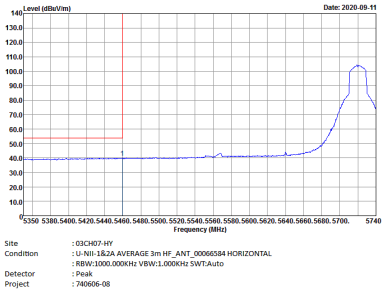	Left blank

WIFI	Band 3 Straddle Channel Band Edge @ 3m	
ANT	802.11n CH144 5720MHz - R	
1	Horizontal	Fundamental
Peak	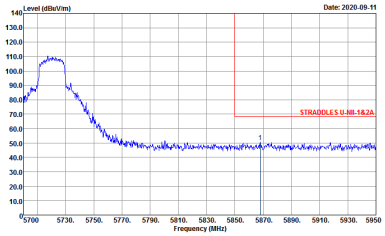	Left blank

WIFI	Band 3 Straddle Channel Band Edge @ 3m	
ANT	802.11n CH144 5720MHz - L	
1	Vertical	Fundamental
Peak	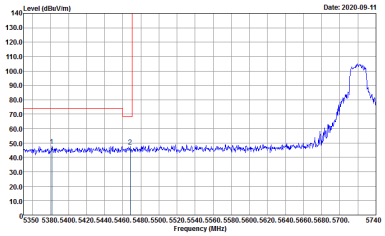	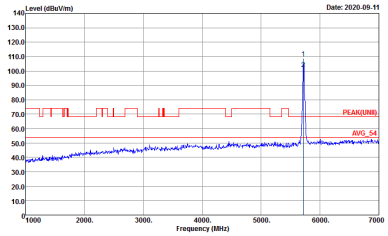
Avg.	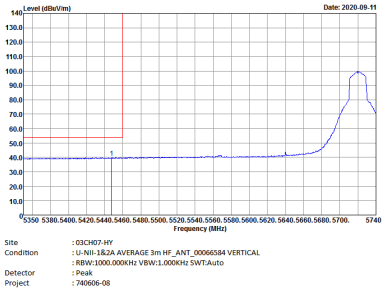	Left blank

WIFI	Band 3 Straddle Channel Band Edge @ 3m	
ANT	802.11n CH144 5720MHz - R	
1	Vertical	Fundamental
Peak	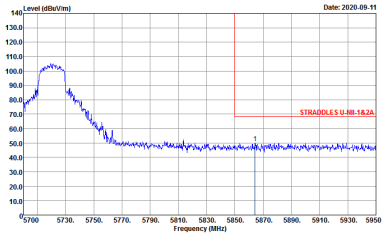	Left blank

Band 3 – Straddle Channel
WIFI 802.11n HT40 (Band Edge @ 3m)

WIFI	Band 3 Straddle Channel Band Edge @ 3m	
ANT	802.11n CH142 5710MHz - L	
1	Horizontal	Fundamental
Peak	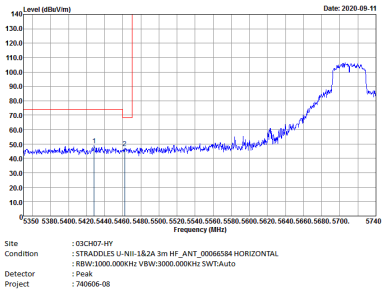	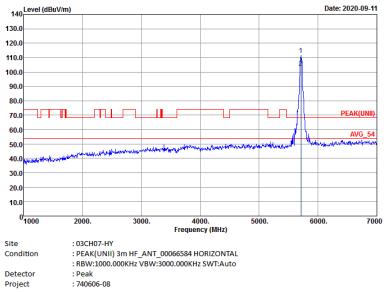
Avg.	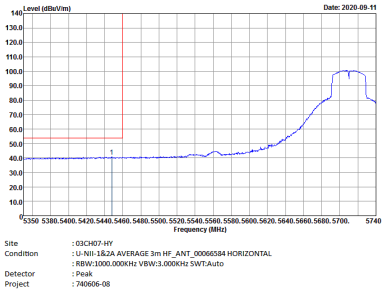	Left blank

WIFI	Band 3 Straddle Channel Band Edge @ 3m	
ANT	802.11n CH142 5710MHz - R	
1	Horizontal	Fundamental
Peak	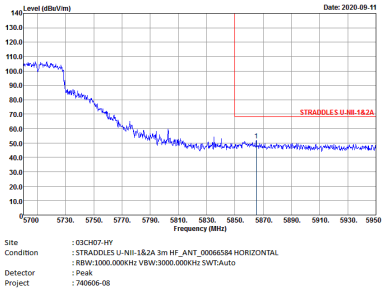	Left blank

WIFI	Band 3 Straddle Channel Band Edge @ 3m	
ANT	802.11n CH142 5710MHz - L	
1	Vertical	Fundamental
Peak	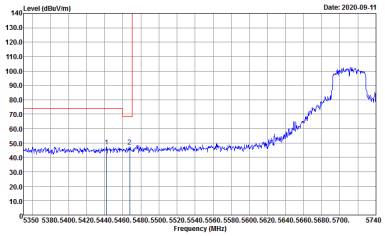	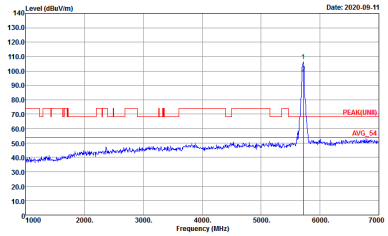
Avg.	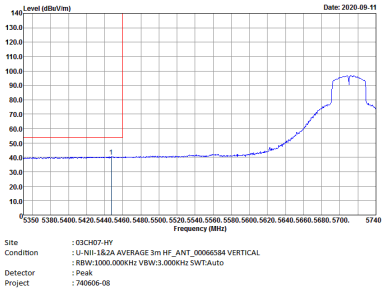	Left blank

WIFI	Band 3 Straddle Channel Band Edge @ 3m	
ANT	802.11n CH142 5710MHz - R	
1	Vertical	Fundamental
Peak	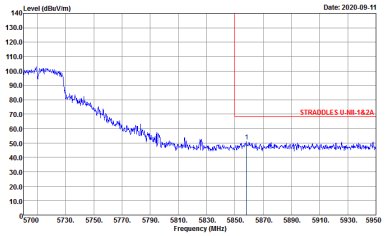	Left blank

Band 3 - Straddle Channel

WIFI 802.11a (Harmonic @ 3m)

WIFI	Band 3 Straddle Channel Harmonic @ 3m	
ANT	802.11a CH144 5720MHz	
1	Horizontal	Vertical
Peak Avg.	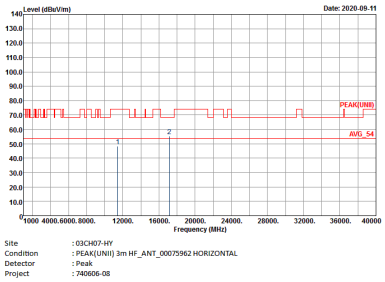	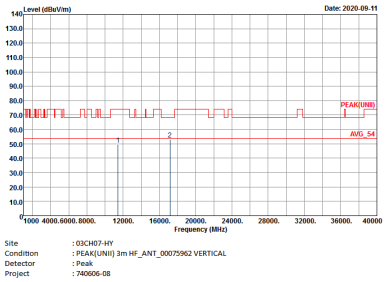

Band 3 – Straddle Channel

WIFI 802.11n HT20 (Harmonic @ 3m)

WIFI	Band 3 Straddle Channel Harmonic @ 3m	
ANT	802.11n HT20 CH144 5720MHz	
1	Horizontal	Vertical
Peak Avg.	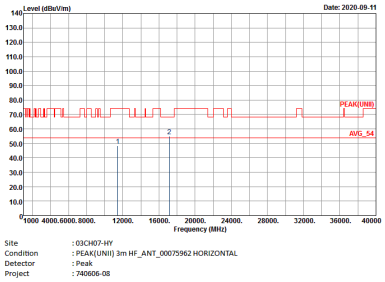	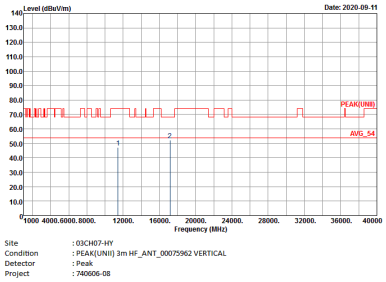

Band 3 – Straddle Channel
WIFI 802.11n HT40 (Harmonic @ 3m)

WIFI	Band 3 Straddle Channel Harmonic @ 3m	
ANT	802.11n HT40 CH142 5710MHz	
1	Horizontal	Vertical
Peak Avg.	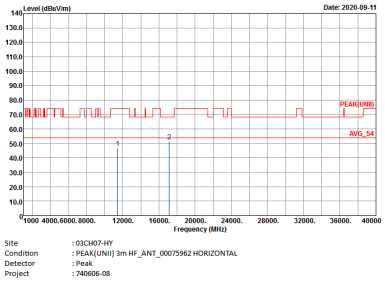	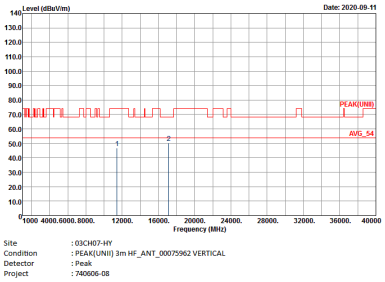

Emission below 1GHz

5GHz WIFI 802.11n HT20 (LF)

WIFI	5GHz WIFI	
ANT	802.11n HT20 LF	
1	Horizontal	Vertical
QP / Peak	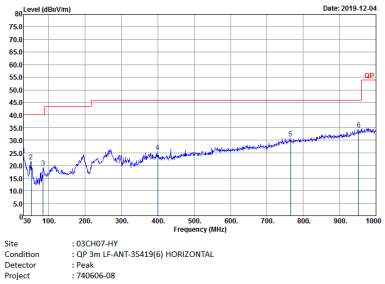	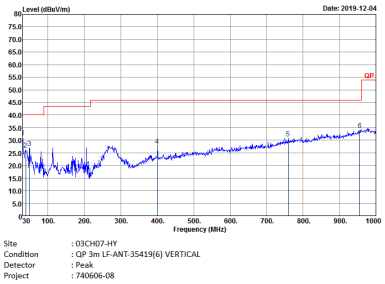

Band 2 - 5250~5350MHz

WIFI 802.11a (Band Edge @ 3m)

WIFI	Band 2 5250~5350MHz Band Edge @ 3m	
ANT	802.11a CH52 5260MHz - L	
2	Horizontal	Fundamental
Peak	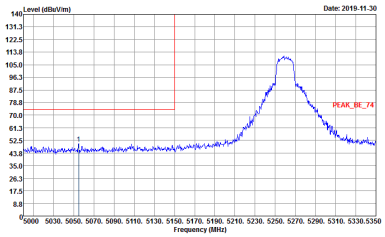 Site : 03CH07-HY Condition : PEAK_BE_74 3m HF_ANT_00066584 HORIZONTAL : RBW:1000.000KHz VBW:3000.000KHz SWT:Auto Detector : Peak Project : 740606-08	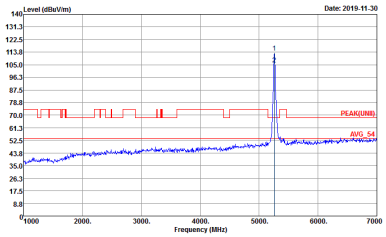 Site : 03CH07-HY Condition : PEAK(UNII) 3m HF_ANT_00066584 HORIZONTAL : RBW:1000.000KHz VBW:3000.000KHz SWT:Auto Detector : Peak Project : 740606-08
Avg.	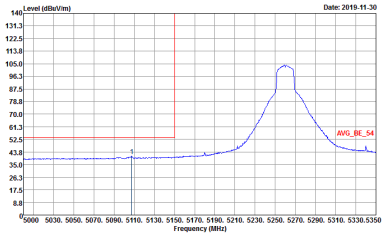 Site : 03CH07-HY Condition : AVG_BE_54 3m HF_ANT_00066584 HORIZONTAL : RBW:1000.000KHz VBW:1.000KHz SWT:Auto Detector : Peak Project : 740606-08	Left blank

WIFI	Band 2 5250~5350MHz Band Edge @ 3m	
ANT	802.11a CH52 5260MHz - R	
2	Horizontal	Fundamental
Peak	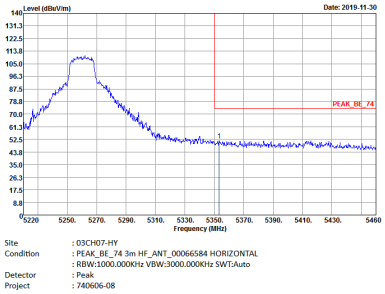	Left blank
Avg.	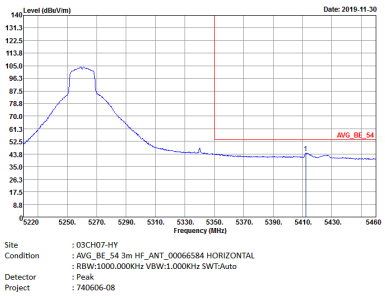	Left blank

WIFI	Band 2 5250~5350MHz Band Edge @ 3m	
ANT	802.11a CH52 5260MHz - L	
2	Vertical	Fundamental
Peak	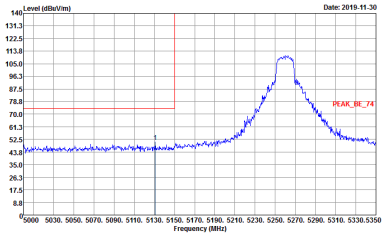 Site : 03CH07-HY Condition : PEAK_BE_74 3m HF_ANT_00066584 VERTICAL : RBW:1000.000KHz VBW:3000.000KHz SWT:Auto Detector : Peak Project : 740606-08	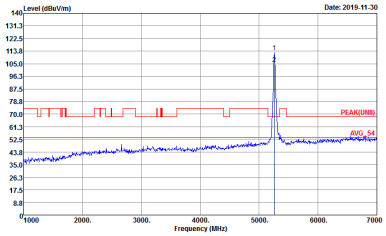 Site : 03CH07-HY Condition : PEAK(UNII) 3m HF_ANT_00066584 VERTICAL : RBW:1000.000KHz VBW:3000.000KHz SWT:Auto Detector : Peak Project : 740606-08
Avg.	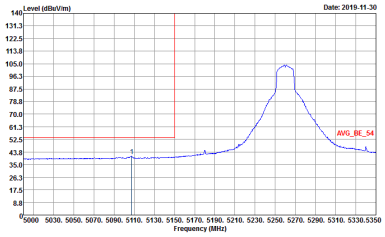 Site : 03CH07-HY Condition : AVG_BE_54 3m HF_ANT_00066584 VERTICAL : RBW:1000.000KHz VBW:1.000KHz SWT:Auto Detector : Peak Project : 740606-08	Left blank

WIFI	Band 2 5250~5350MHz Band Edge @ 3m	
ANT	802.11a CH52 5260MHz - R	
2	Vertical	Fundamental
Peak	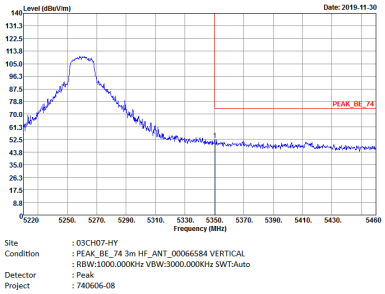	Left blank
Avg.	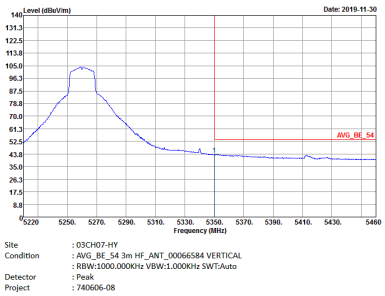	Left blank

WIFI	Band 2 5250~5350MHz Band Edge @ 3m	
ANT	802.11a CH60 5300MHz - L	
2	Horizontal	Fundamental
Peak	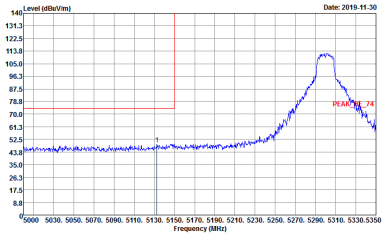 Site : 03CH07-HY Condition : PEAK_BE_74 3m HF_ANT_00066584 HORIZONTAL : RBW:1000.000KHz VBW:3000.000KHz SWT:Auto Detector : Peak Project : 740606-08	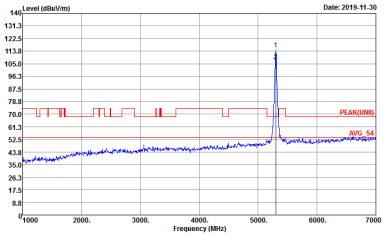 Site : 03CH07-HY Condition : PEAK(UNII) 3m HF_ANT_00066584 HORIZONTAL : RBW:1000.000KHz VBW:3000.000KHz SWT:Auto Detector : Peak Project : 740606-08
Avg.	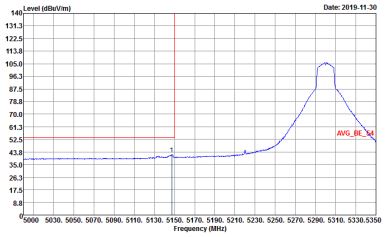 Site : 03CH07-HY Condition : AVG_BE_54 3m HF_ANT_00066584 HORIZONTAL : RBW:1000.000KHz VBW:1.000KHz SWT:Auto Detector : Peak Project : 740606-08	Left blank

WIFI	Band 2 5250~5350MHz Band Edge @ 3m	
ANT	802.11a CH60 5300MHz - R	
2	Horizontal	Fundamental
Peak	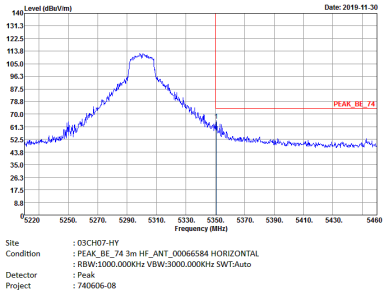	Left blank
Avg.	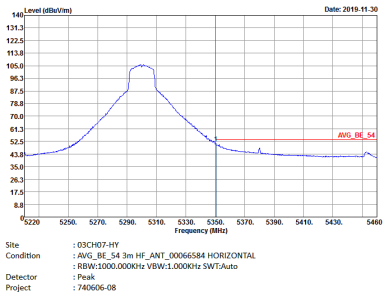	Left blank

WIFI	Band 2 5250~5350MHz Band Edge @ 3m	
ANT	802.11a CH60 5300MHz - L	
2	Vertical	Fundamental
Peak	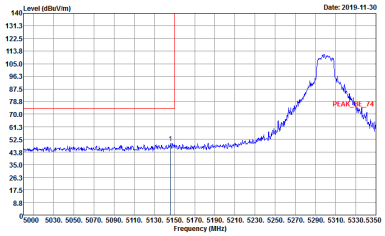 Site : 03CH07-HY Condition : PEAK_BE_74 3m HF_ANT_00066584 VERTICAL : RBW:1000.000KHz VBW:3000.000KHz SWT:Auto Detector : Peak Project : 740606-08	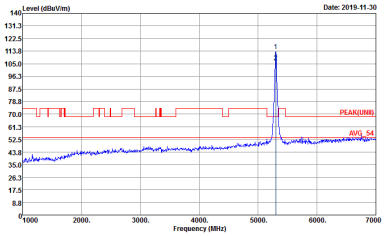 Site : 03CH07-HY Condition : PEAK(UNII) 3m HF_ANT_00066584 VERTICAL : RBW:1000.000KHz VBW:3000.000KHz SWT:Auto Detector : Peak Project : 740606-08
Avg.	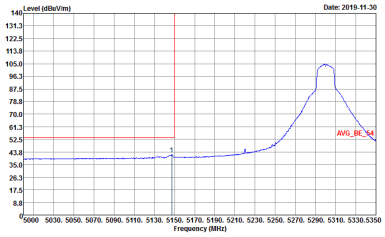 Site : 03CH07-HY Condition : AVG_BE_54 3m HF_ANT_00066584 VERTICAL : RBW:1000.000KHz VBW:1.000KHz SWT:Auto Detector : Peak Project : 740606-08	Left blank

WIFI	Band 2 5250~5350MHz Band Edge @ 3m	
ANT	802.11a CH60 5300MHz - R	
2	Vertical	Fundamental
Peak	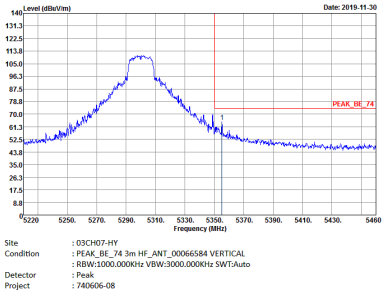	Left blank
Avg.	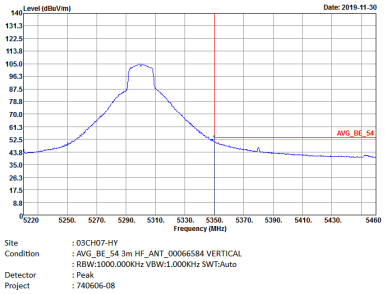	Left blank

WIFI	Band 2 5250~5350MHz Band Edge @ 3m	
ANT	802.11a CH64 5320MHz	
2	Horizontal	Fundamental
Peak	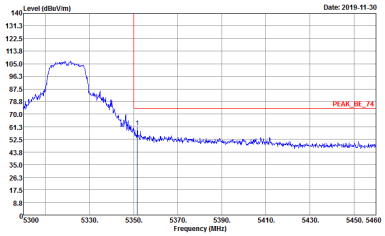 Site : 03CH07-HY Condition : PEAK_BE_74 3m HF_ANT_00066584 HORIZONTAL : RBW:1000.000KHz VBW:3000.000KHz SWT:Auto Detector : Peak Project : 740606-08	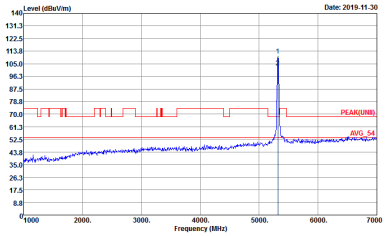 Site : 03CH07-HY Condition : PEAK(UNII) 3m HF_ANT_00066584 HORIZONTAL : RBW:1000.000KHz VBW:3000.000KHz SWT:Auto Detector : Peak Project : 740606-08
Avg.	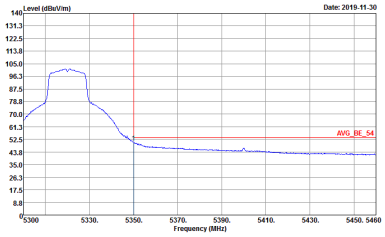 Site : 03CH07-HY Condition : AVG_BE_54 3m HF_ANT_00066584 HORIZONTAL : RBW:1000.000KHz VBW:1.000KHz SWT:Auto Detector : Peak Project : 740606-08	Left blank

WIFI	Band 2 5250~5350MHz Band Edge @ 3m	
ANT	802.11a CH64 5320MHz	
2	Vertical	Fundamental
Peak	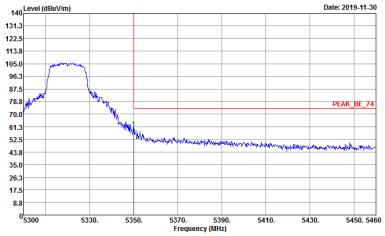 Site : 03CH07-HY Condition : PEAK_BE_74 3m HF_ANT_00066584 VERTICAL : RBW:1000.000KHz VBW:3000.000KHz SWT:Auto Detector : Peak Project : 740606-08	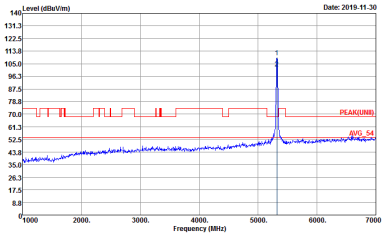 Site : 03CH07-HY Condition : PEAK(UNII) 3m HF_ANT_00066584 VERTICAL : RBW:1000.000KHz VBW:3000.000KHz SWT:Auto Detector : Peak Project : 740606-08
Avg.	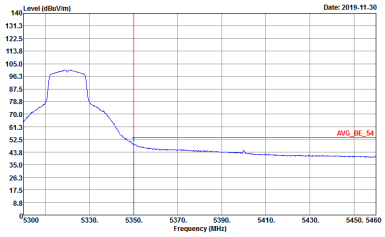 Site : 03CH07-HY Condition : AVG_BE_54 3m HF_ANT_00066584 VERTICAL : RBW:1000.000KHz VBW:1.000KHz SWT:Auto Detector : Peak Project : 740606-08	Left blank

Band 2 5250~5350MHz
WIFI 802.11n HT20 (Band Edge @ 3m)

WIFI	Band 2 5250~5350MHz Band Edge @ 3m	
ANT	802.11n HT20 CH52 5260MHz - L	
2	Horizontal	Fundamental
Peak	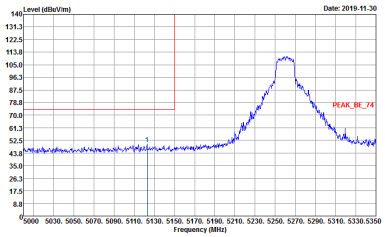	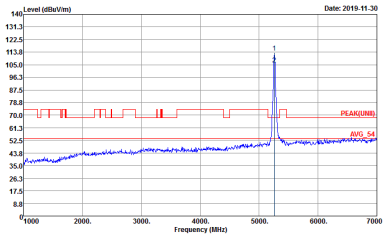
Avg.	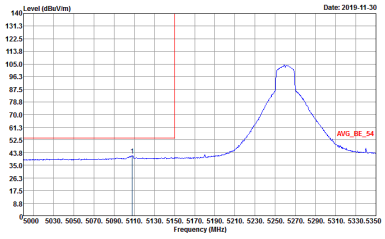	Left blank

WIFI	Band 2 5250~5350MHz Band Edge @ 3m	
ANT	802.11n HT20 CH52 5260MHz - R	
2	Horizontal	Fundamental
Peak	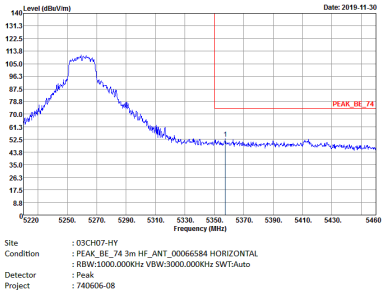	Left blank
Avg.	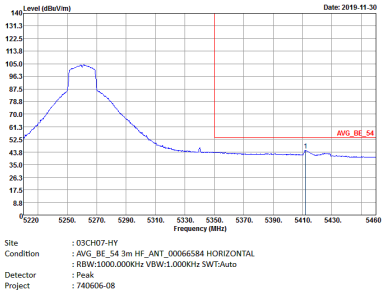	Left blank

WIFI	Band 2 5250~5350MHz Band Edge @ 3m	
ANT	802.11n HT20 CH52 5260MHz - L	
2	Vertical	Fundamental
Peak	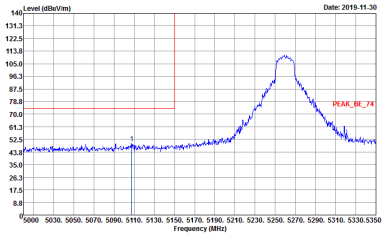 Site : 03CH07-HY Condition : PEAK_BE_74 3m HF_ANT_00066584 VERTICAL : RBW:1000.000KHz VBW:3000.000KHz SWT:Auto Detector : Peak Project : 740606-08	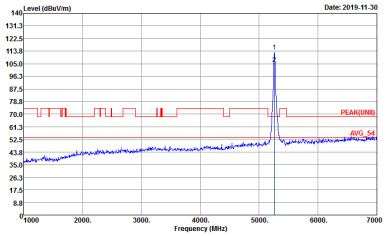 Site : 03CH07-HY Condition : PEAK(UNII) 3m HF_ANT_00066584 VERTICAL : RBW:1000.000KHz VBW:3000.000KHz SWT:Auto Detector : Peak Project : 740606-08
Avg.	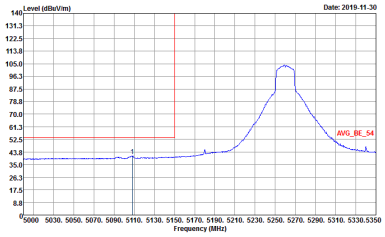 Site : 03CH07-HY Condition : AVG_BE_54 3m HF_ANT_00066584 VERTICAL : RBW:1000.000KHz VBW:1.000KHz SWT:Auto Detector : Peak Project : 740606-08	Left blank

WIFI	Band 2 5250~5350MHz Band Edge @ 3m	
ANT	802.11n HT20 CH52 5260MHz - R	
2	Vertical	Fundamental
Peak	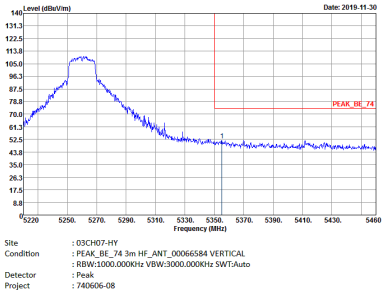	Left blank
Avg.	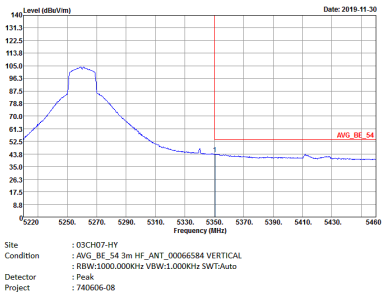	Left blank

WIFI	Band 2 5250~5350MHz Band Edge @ 3m	
ANT	802.11n HT20 CH60 5300MHz - L	
2	Horizontal	Fundamental
Peak	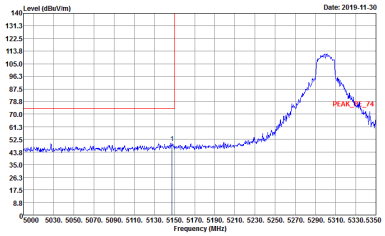 Site : 03CH07-HY Condition : PEAK_BE_74 3m HF_ANT_00066584 HORIZONTAL : RBW:1000.000KHz VBW:3000.000KHz SWT:Auto Detector : Peak Project : 740606-08	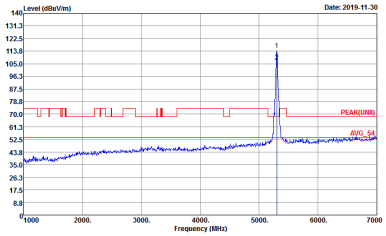 Site : 03CH07-HY Condition : PEAK(UNII) 3m HF_ANT_00066584 HORIZONTAL : RBW:1000.000KHz VBW:3000.000KHz SWT:Auto Detector : Peak Project : 740606-08
Avg.	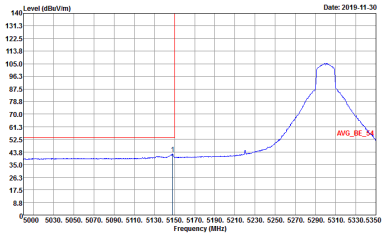 Site : 03CH07-HY Condition : AVG_BE_54 3m HF_ANT_00066584 HORIZONTAL : RBW:1000.000KHz VBW:1.000KHz SWT:Auto Detector : Peak Project : 740606-08	Left blank

WIFI	Band 2 5250~5350MHz Band Edge @ 3m	
ANT	802.11n HT20 CH60 5300MHz - R	
2	Horizontal	Vertical
Peak	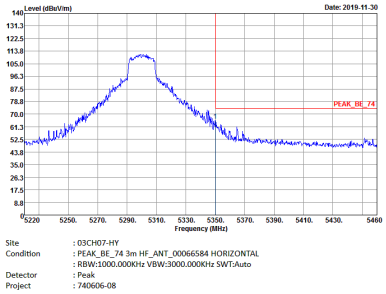	Left blank
Avg.	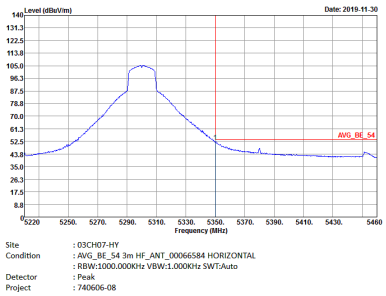	Left blank

WIFI	Band 2 5250~5350MHz Band Edge @ 3m	
ANT	802.11n HT20 CH60 5300MHz - L	
2	Vertical	Fundamental
Peak	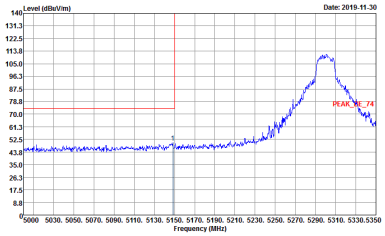 Site : 03CH07-HY Condition : PEAK_BE_74 3m HF_ANT_00066584 VERTICAL : RBW:1000.000KHz VBW:3000.000KHz SWT:Auto Detector : Peak Project : 740606-08	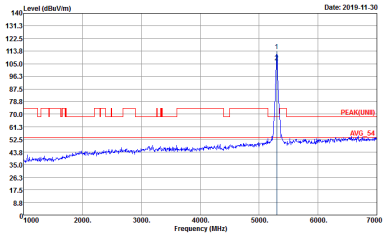 Site : 03CH07-HY Condition : PEAK(UNII) 3m HF_ANT_00066584 VERTICAL : RBW:1000.000KHz VBW:3000.000KHz SWT:Auto Detector : Peak Project : 740606-08
Avg.	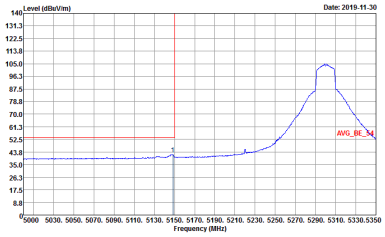 Site : 03CH07-HY Condition : AVG_BE_54 3m HF_ANT_00066584 VERTICAL : RBW:1000.000KHz VBW:1.000KHz SWT:Auto Detector : Peak Project : 740606-08	Left blank

WIFI	Band 2 5250~5350MHz Band Edge @ 3m	
ANT	802.11n HT20 CH60 5300MHz - R	
2	Vertical	Fundamental
Peak	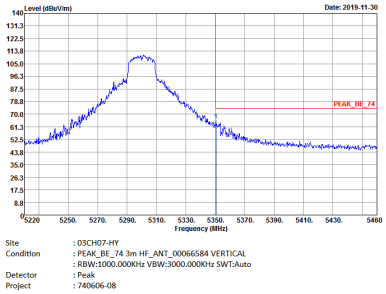	Left blank
Avg.	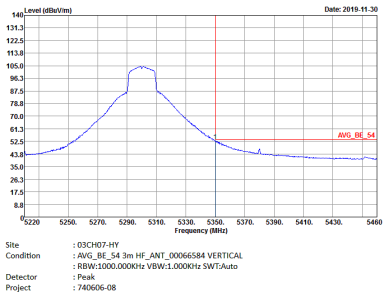	Left blank

WIFI	Band 2 5250~5350MHz Band Edge @ 3m	
ANT	802.11n HT20 CH64 5320MHz	
2	Horizontal	Fundamental
Peak	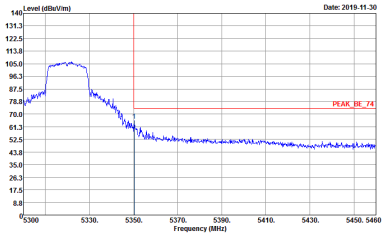 Site : 03CH07-HY Condition : PEAK_BE_74 3m HF_ANT_00066584 HORIZONTAL : RBW:1000.000KHz VBW:3000.000KHz SWT:Auto Detector : Peak Project : 740606-08	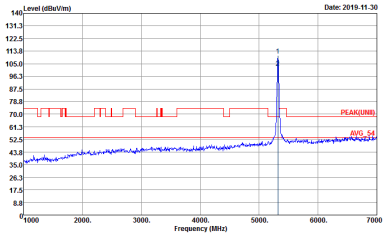 Site : 03CH07-HY Condition : PEAK(UNII) 3m HF_ANT_00066584 HORIZONTAL : RBW:1000.000KHz VBW:3000.000KHz SWT:Auto Detector : Peak Project : 740606-08
Avg.	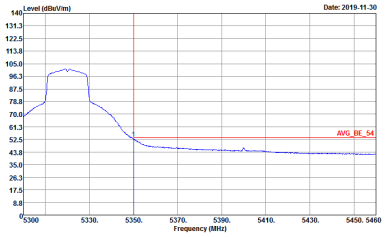 Site : 03CH07-HY Condition : AVG_BE_54 3m HF_ANT_00066584 HORIZONTAL : RBW:1000.000KHz VBW:1.000KHz SWT:Auto Detector : Peak Project : 740606-08	Left blank

WIFI	Band 2 5250~5350MHz Band Edge @ 3m	
ANT	802.11n HT20 CH64 5320MHz	
2	Vertical	Fundamental
Peak	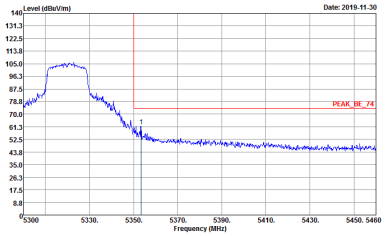 Site : 03CH07-HY Condition : PEAK_BE_74 3m HF_ANT_00066584 VERTICAL : RBW:1000.000KHz VBW:3000.000KHz SWT:Auto Detector : Peak Project : 740606-08	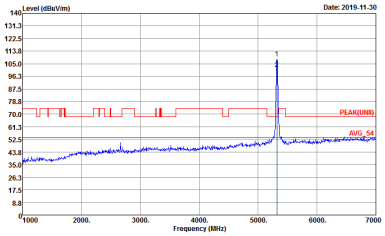 Site : 03CH07-HY Condition : PEAK(UNII) 3m HF_ANT_00066584 VERTICAL : RBW:1000.000KHz VBW:3000.000KHz SWT:Auto Detector : Peak Project : 740606-08
Avg.	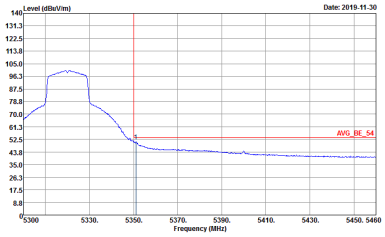 Site : 03CH07-HY Condition : AVG_BE_54 3m HF_ANT_00066584 VERTICAL : RBW:1000.000KHz VBW:1.000KHz SWT:Auto Detector : Peak Project : 740606-08	Left blank

Band 2 5250~5350MHz
WIFI 802.11n HT40 (Band Edge @ 3m)

WIFI	Band 2 5250~5350MHz Band Edge @ 3m	
ANT	802.11n HT40 CH54 5270 - L	
2	Horizontal	Fundamental
Peak	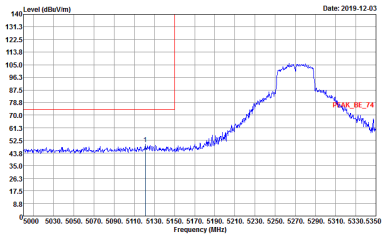	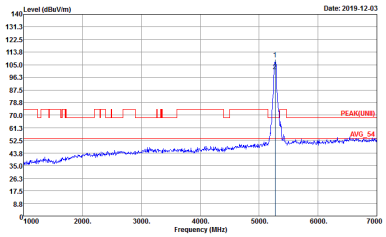
Avg.	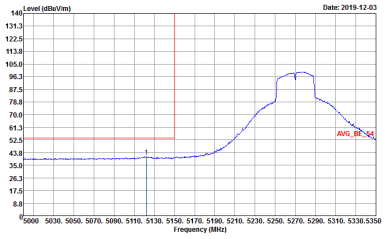	Left blank

WIFI	Band 2 5250~5350MHz Band Edge @ 3m	
ANT	802.11n HT40 CH54 5270 - R	
2	Horizontal	Fundamental
Peak	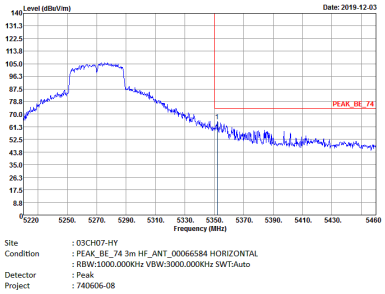	Left blank
Avg.	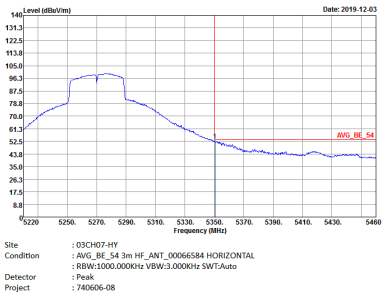	Left blank

WIFI	Band 2 5250~5350MHz Band Edge @ 3m	
ANT	802.11n HT40 CH54 5270 - L	
2	Vertical	Vertical
Peak	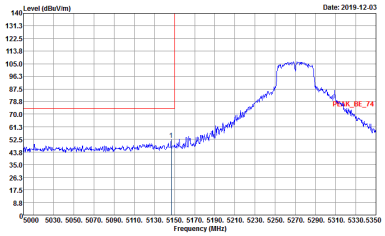 Site : 03CH07-HY Condition : PEAK_BE_74 3m HF_ANT_00066584 VERTICAL : RBW:1000.000KHz VBW:3000.000KHz SWT:Auto Detector : Peak Project : 740606-08	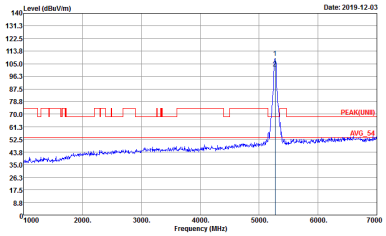 Site : 03CH07-HY Condition : PEAK(UNII) 3m HF_ANT_00066584 VERTICAL : RBW:1000.000KHz VBW:3000.000KHz SWT:Auto Detector : Peak Project : 740606-08
Avg.	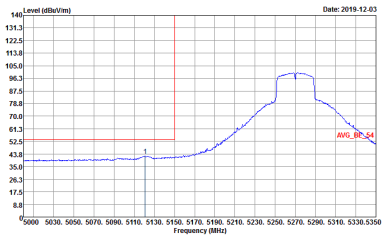 Site : 03CH07-HY Condition : AVG_BE_54 3m HF_ANT_00066584 VERTICAL : RBW:1000.000KHz VBW:3.000KHz SWT:Auto Detector : Peak Project : 740606-08	Left blank

WIFI	Band 2 5250~5350MHz Band Edge @ 3m	
ANT	802.11n HT40 CH54 5270 - R	
2	Vertical	Vertical
Peak	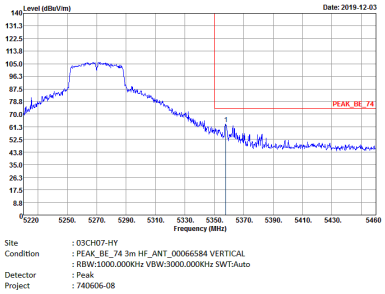	Left blank
Avg.	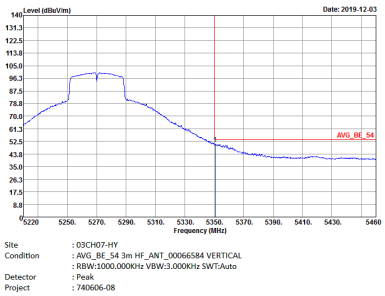	Left blank

WIFI	Band 2 5250~5350MHz Band Edge @ 3m	
ANT	802.11n HT40 CH62 5310 - L	
2	Horizontal	Fundamental
Peak	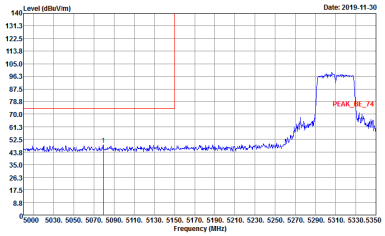 Site : 03CH07-HY Condition : PEAK_BE_74 3m HF_ANT_00066584 HORIZONTAL : RBW:1000.000KHz VBW:3000.000KHz SWT:Auto Detector : Peak Project : 740606-08	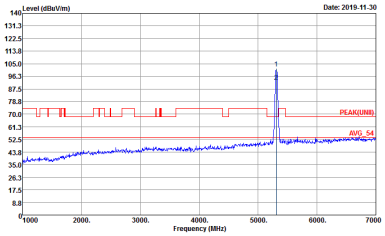 Site : 03CH07-HY Condition : PEAK(UNII) 3m HF_ANT_00066584 HORIZONTAL : RBW:1000.000KHz VBW:3000.000KHz SWT:Auto Detector : Peak Project : 740606-08
Avg.	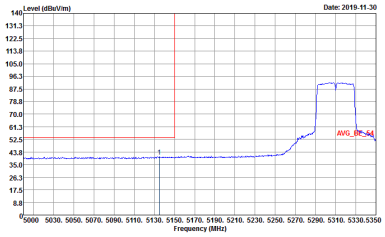 Site : 03CH07-HY Condition : AVG_BE_54 3m HF_ANT_00066584 HORIZONTAL : RBW:1000.000KHz VBW:3.000KHz SWT:Auto Detector : Peak Project : 740606-08	Left blank

WIFI	Band 2 5250~5350MHz Band Edge @ 3m	
ANT	802.11n HT40 CH62 5310 - R	
2	Horizontal	Fundamental
Peak	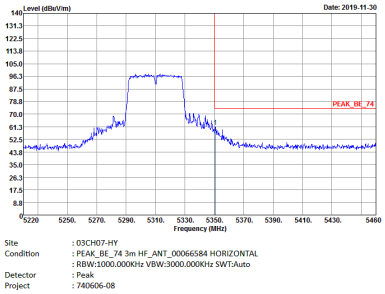	Left blank
Avg.	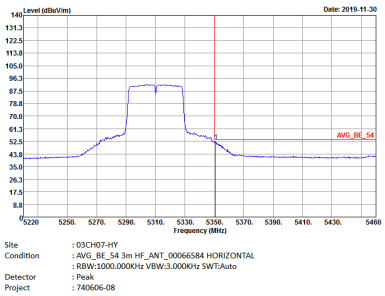	Left blank

WIFI	Band 2 5250~5350MHz Band Edge @ 3m	
ANT	802.11n HT40 CH62 5310 - L	
2	Vertical	Fundamental
Peak	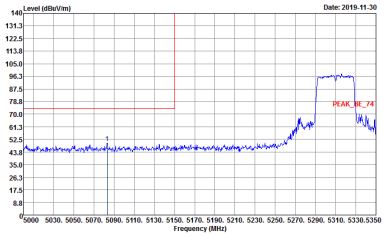 Site : 03CH07-HY Condition : PEAK_BE_74 3m HF_ANT_00066584 VERTICAL : RBW:1000.000KHz VBW:3000.000KHz SWT:Auto Detector : Peak Project : 740606-08	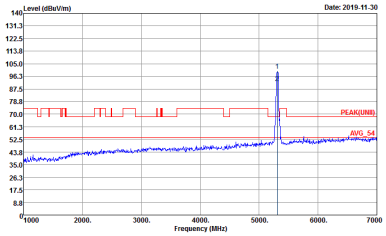 Site : 03CH07-HY Condition : PEAK(UNII) 3m HF_ANT_00066584 VERTICAL : RBW:1000.000KHz VBW:3000.000KHz SWT:Auto Detector : Peak Project : 740606-08
Avg.	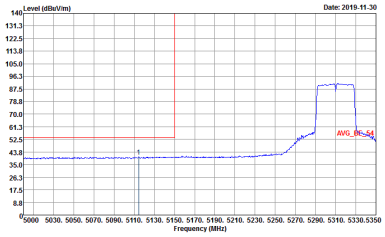 Site : 03CH07-HY Condition : AVG_BE_54 3m HF_ANT_00066584 VERTICAL : RBW:1000.000KHz VBW:3.000KHz SWT:Auto Detector : Peak Project : 740606-08	Left blank

WIFI	Band 2 5250~5350MHz Band Edge @ 3m	
ANT	802.11n HT40 CH62 5310 - R	
2	Vertical	Fundamental
Peak	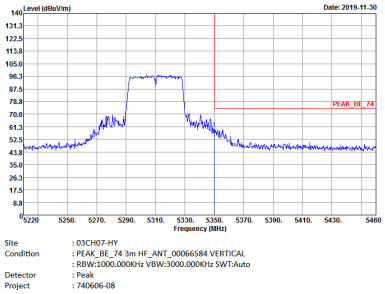	Left blank
Avg.	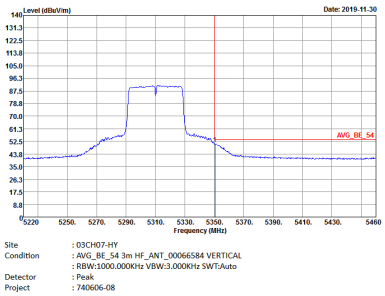	Left blank

Band 2 - 5250~5350MHz

WIFI 802.11a (Harmonic @ 3m)

WIFI	Band 2 5250~5350MHz Harmonic @ 3m	
ANT	802.11a CH52 5260MHz	
2	Horizontal	Vertical
Peak Avg.	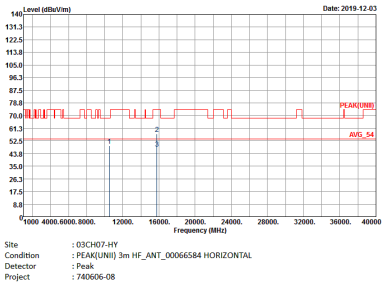 Site : 03CH07-HY Condition : PEAK(UNII) 3m HF_ANT_00066584 HORIZONTAL Detector : Peak Project : 740606-08	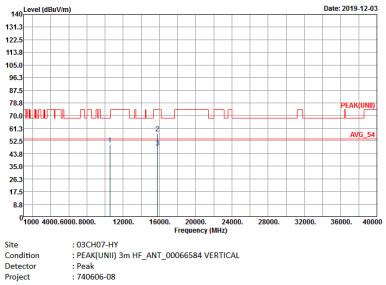 Site : 03CH07-HY Condition : PEAK(UNII) 3m HF_ANT_00066584 VERTICAL Detector : Peak Project : 740606-08

WIFI	Band 2 5250~5350MHz Harmonic @ 3m	
ANT	802.11a CH60 5300MHz	
2	Horizontal	Vertical
Peak Avg.	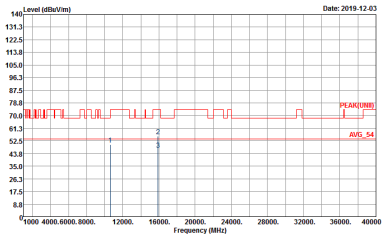 Site : 03CH07-HY Condition : PEAK(UNII) 3m HF_ANT_00066584 HORIZONTAL Detector : Peak Project : 740606-08	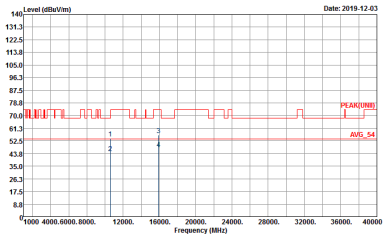 Site : 03CH07-HY Condition : PEAK(UNII) 3m HF_ANT_00066584 VERTICAL Detector : Peak Project : 740606-08

WIFI	Band 2 5250~5350MHz Harmonic @ 3m	
ANT	802.11a CH64 5320MHz	
2	Horizontal	Vertical
Peak Avg.	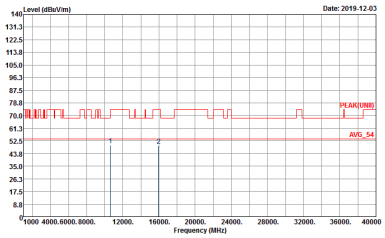 Site : 03CH07-HY Condition : PEAK(UNII) 3m HF_ANT_00066584 HORIZONTAL Detector : Peak Project : 740606-08	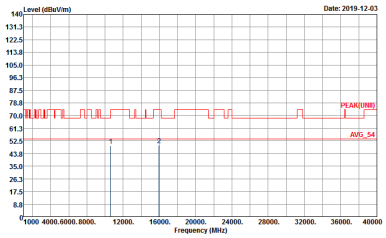 Site : 03CH07-HY Condition : PEAK(UNII) 3m HF_ANT_00066584 VERTICAL Detector : Peak Project : 740606-08

Band 2 5250~5350MHz
WIFI 802.11n HT20 (Harmonic @ 3m)

WIFI	Band 2 5250~5350MHz Harmonic @ 3m	
ANT	802.11n HT20 CH52 5260MHz	
2	Horizontal	Vertical
Peak Avg.	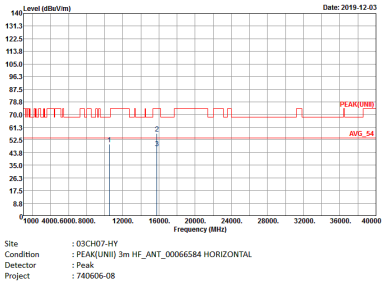	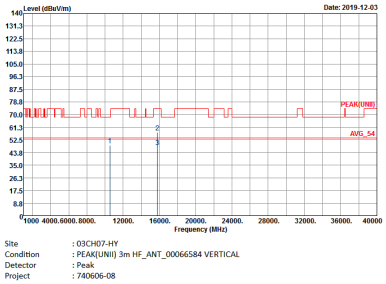

WIFI	Band 2 5250~5350MHz Harmonic @ 3m	
ANT	802.11n HT20 CH60 5300MHz	
2	Horizontal	Vertical
Peak Avg.	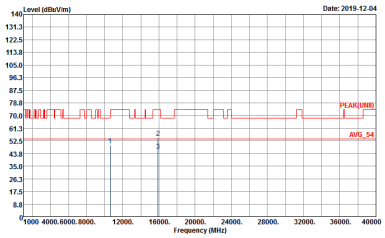 Site : 03CH07-HY Condition : PEAK(UNII) 3m HF_ANT_00066584 HORIZONTAL Detector : Peak Project : 740606-08	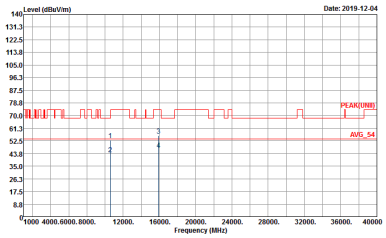 Site : 03CH07-HY Condition : PEAK(UNII) 3m HF_ANT_00066584 VERTICAL Detector : Peak Project : 740606-08

WIFI	Band 2 5250~5350MHz Harmonic @ 3m	
ANT	802.11n HT20 CH64 5320MHz	
2	Horizontal	Vertical
Peak Avg.	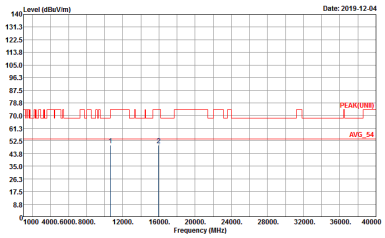 Site : 03CH07-HY Condition : PEAK(UNII) 3m HF_ANT_00066584 HORIZONTAL Detector : Peak Project : 740606-08	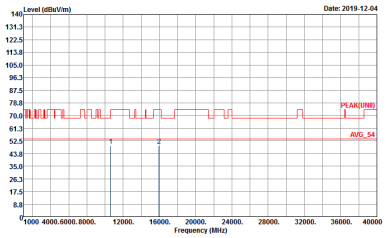 Site : 03CH07-HY Condition : PEAK(UNII) 3m HF_ANT_00066584 VERTICAL Detector : Peak Project : 740606-08

Band 2 5250~5350MHz

WIFI 802.11n HT40 (Harmonic @ 3m)

WIFI	Band 2 5250~5350MHz Harmonic @ 3m	
ANT	802.11n HT40 CH54 5270	
2	Horizontal	Vertical
Peak Avg.	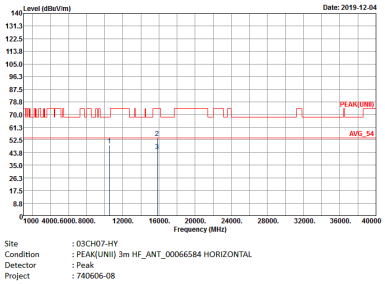	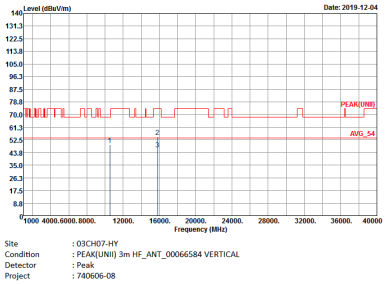

WIFI	Band 2 5250~5350MHz Harmonic @ 3m	
ANT	802.11n HT40 CH62 5310	
2	Horizontal	Vertical
Peak Avg.	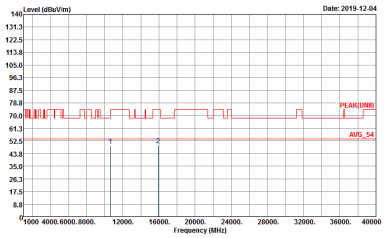 Site : 03CH07-HY Condition : PEAK(UNII) 3m HF_ANT_00066584 HORIZONTAL Detector : Peak Project : 740606-08	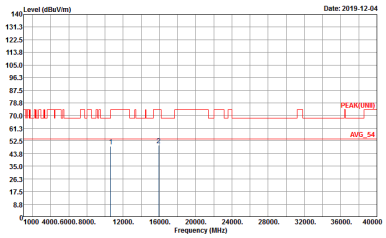 Site : 03CH07-HY Condition : PEAK(UNII) 3m HF_ANT_00066584 VERTICAL Detector : Peak Project : 740606-08

Band 3 - 5470~5725MHz

WIFI 802.11a (Band Edge @ 3m)

WIFI	Band 3 5470~5725MHz Band Edge @ 3m	
ANT	802.11a CH100 5500MHz	
2	Horizontal	Fundamental
Peak	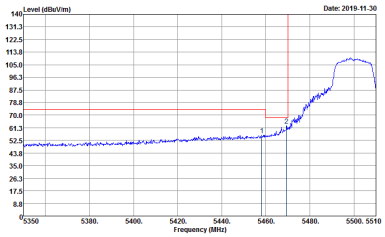 Site : 03CH07-HY Condition : PEAK_BE(UNII)_B3 3m HF_ANT_00075962 HORIZONTAL : RBW:1000.000KHz VBW:3000.000KHz SWT:Auto Detector : Peak Project : 740606-08	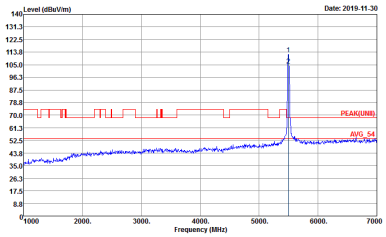 Site : 03CH07-HY Condition : PEAK(UNII) 3m HF_ANT_00075962 HORIZONTAL : RBW:1000.000KHz VBW:3000.000KHz SWT:Auto Detector : Peak Project : 740606-08
Avg.	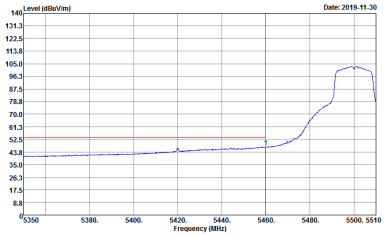 Site : 03CH07-HY Condition : AVG_BE(UNII)_B3 3m HF_ANT_00075962 HORIZONTAL : RBW:1000.000KHz VBW:1.000KHz SWT:Auto Detector : Peak Project : 740606-08	Left blank

WIFI	Band 3 5470~5725MHz Band Edge @ 3m	
ANT	802.11a CH100 5500MHz	
2	Vertical	Fundamental
Peak	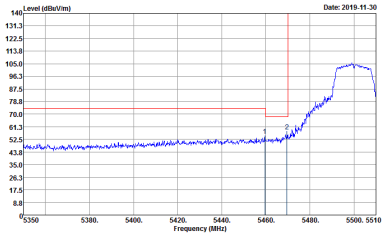 Site : 03CH07-HY Condition : PEAK_BE(UNII)_B3 3m HF_ANT_00075962 VERTICAL : RBW:1000.000KHz VBW:3000.000KHz SWT:Auto Detector : Peak Project : 740606-08	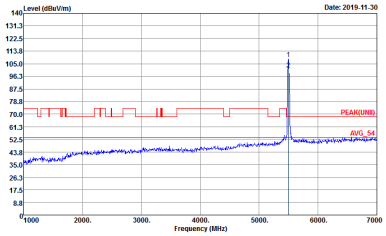 Site : 03CH07-HY Condition : PEAK(UNII) 3m HF_ANT_00075962 VERTICAL : RBW:1000.000KHz VBW:3000.000KHz SWT:Auto Detector : Peak Project : 740606-08
Avg.	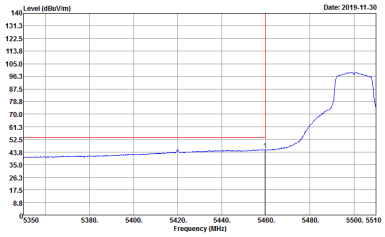 Site : 03CH07-HY Condition : AVG_BE(UNII)_B3 3m HF_ANT_00075962 VERTICAL : RBW:1000.000KHz VBW:1.000KHz SWT:Auto Detector : Peak Project : 740606-08	Left blank

WIFI	Band 3 5470~5725MHz Band Edge @ 3m	
ANT	802.11a CH116 5580MHz - L	
2	Horizontal	Fundamental
Peak	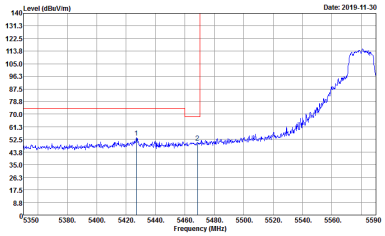 Site : 03CH07-HY Condition : PEAK_BE(UNII)_B3 3m HF_ANT_00066584 HORIZONTAL : RBW:1000.000KHz VBW:3000.000KHz SWT:Auto Detector : Peak Project : 740606-08	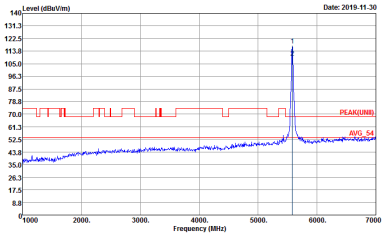 Site : 03CH07-HY Condition : PEAK(UNII) 3m HF_ANT_00066584 HORIZONTAL : RBW:1000.000KHz VBW:3000.000KHz SWT:Auto Detector : Peak Project : 740606-08
Avg.	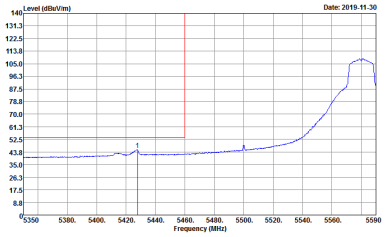 Site : 03CH07-HY Condition : AVG_BE(UNII)_B3 3m HF_ANT_00066584 HORIZONTAL : RBW:1000.000KHz VBW:1.000KHz SWT:Auto Detector : Peak Project : 740606-08	Left blank

WIFI	Band 3 5470~5725MHz Band Edge @ 3m	
ANT	802.11a CH116 5580MHz - R	
2	Horizontal	Fundamental
Peak	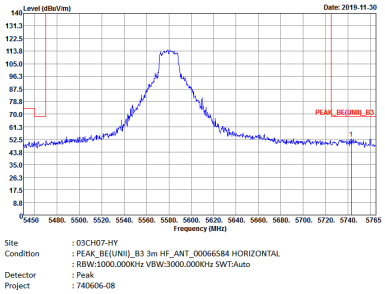	Left blank

WIFI	Band 3 5470~5725MHz Band Edge @ 3m	
ANT	802.11a CH116 5580MHz - L	
2	Vertical	Fundamental
Peak	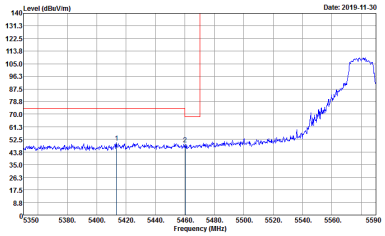 Site : 03CH07-HY Condition : PEAK_BE(UNII)_B3 3m HF_ANT_00066584 VERTICAL : RBW:1000.000KHz VBW:3000.000KHz SWT:Auto Detector : Peak Project : 740606-08	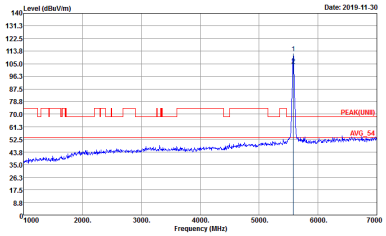 Site : 03CH07-HY Condition : PEAK(UNII) 3m HF_ANT_00066584 VERTICAL : RBW:1000.000KHz VBW:3000.000KHz SWT:Auto Detector : Peak Project : 740606-08
Avg.	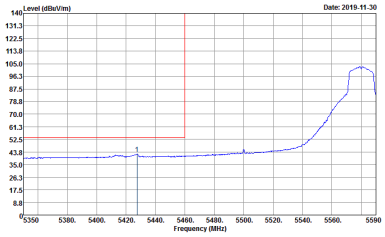 Site : 03CH07-HY Condition : AVG_BE(UNII)_B3 3m HF_ANT_00066584 VERTICAL : RBW:1000.000KHz VBW:1.000KHz SWT:Auto Detector : Peak Project : 740606-08	Left blank

WIFI	Band 3 5470~5725MHz Band Edge @ 3m	
ANT	802.11a CH116 5580MHz - R	
2	Vertical	Fundamental
Peak	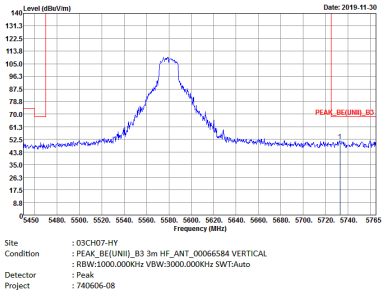	Left blank

WIFI	Band 3 5470~5725MHz Band Edge @ 3m	
ANT	802.11a CH140 5700MHz	
2	Horizontal	Fundamental
Peak	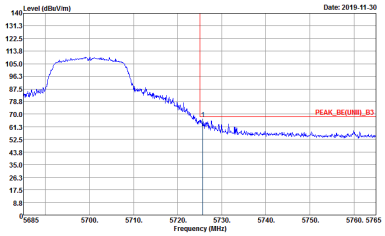 Site : 03CH07-HY Condition : PEAK_BE(UNII)_B3 3m HF_ANT_00066584 HORIZONTAL : RBW:1000.000KHz VBW:3000.000KHz SWT:Auto Detector : Peak Project : 740606-08	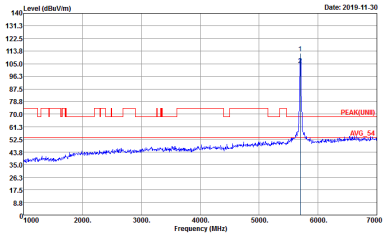 Site : 03CH07-HY Condition : PEAK(UNII) 3m HF_ANT_00066584 HORIZONTAL : RBW:1000.000KHz VBW:3000.000KHz SWT:Auto Detector : Peak Project : 740606-08

WIFI	Band 3 5470~5725MHz Band Edge @ 3m	
ANT	802.11a CH140 5700MHz	
2	Vertical	Fundamental
Peak	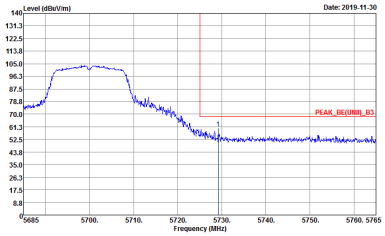	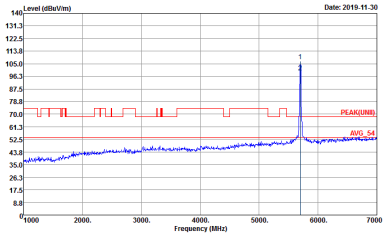

Band 3 5470~5725MHz
WIFI 802.11n HT20 (Band Edge @ 3m)

WIFI	Band 3 5470~5725MHz Band Edge @ 3m	
ANT	802.11n HT20 CH100 5500MHz	
2	Horizontal	Fundamental
Peak	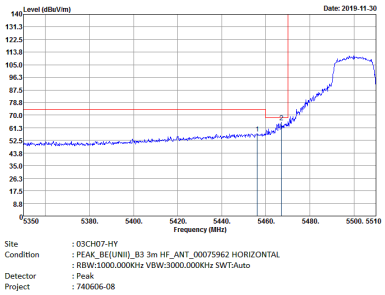	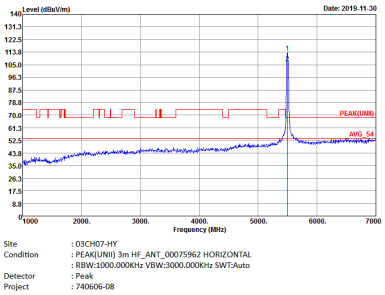
Avg.	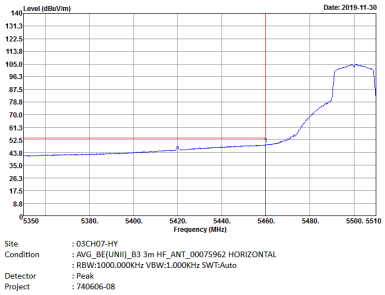	Left blank

WIFI	Band 3 5470~5725MHz Band Edge @ 3m	
ANT	802.11n HT20 CH100 5500MHz	
2	Vertical	Fundamental
Peak	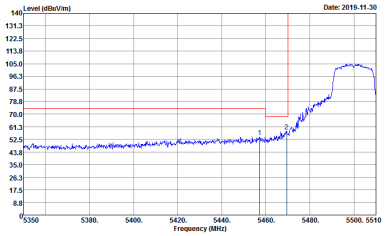 Site : 03CH07-HY Condition : PEAK_BE(UNII)_B3 3m HF_ANT_00075962 VERTICAL : RBW:1000.000KHz VBW:3000.000KHz SWT:Auto Detector : Peak Project : 740606-08	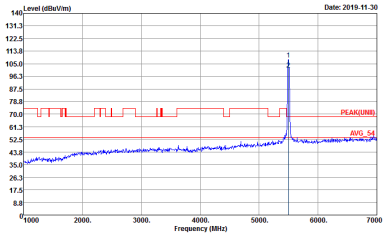 Site : 03CH07-HY Condition : PEAK(UNII) 3m HF_ANT_00075962 VERTICAL : RBW:1000.000KHz VBW:3000.000KHz SWT:Auto Detector : Peak Project : 740606-08
Avg.	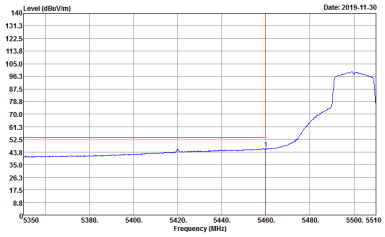 Site : 03CH07-HY Condition : AVG_BE(UNII)_B3 3m HF_ANT_00075962 VERTICAL : RBW:1000.000KHz VBW:1.000KHz SWT:Auto Detector : Peak Project : 740606-08	Left blank

WIFI	Band 3 5470~5725MHz Band Edge @ 3m	
ANT	802.11n HT20 CH116 5580MHz - L	
2	Horizontal	Fundamental
Peak	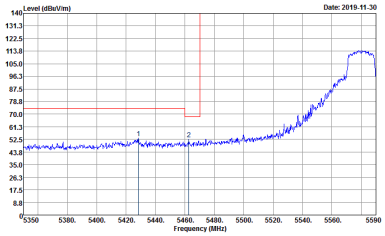 Site : 03CH07-HY Condition : PEAK_BE(UNII)_B3 3m HF_ANT_00066584 HORIZONTAL : RBW:1000.000KHz VBW:3000.000KHz SWT:Auto Detector : Peak Project : 740606-08	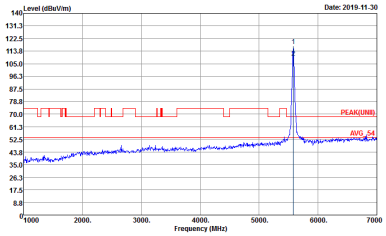 Site : 03CH07-HY Condition : PEAK(UNII) 3m HF_ANT_00066584 HORIZONTAL : RBW:1000.000KHz VBW:3000.000KHz SWT:Auto Detector : Peak Project : 740606-08
Avg.	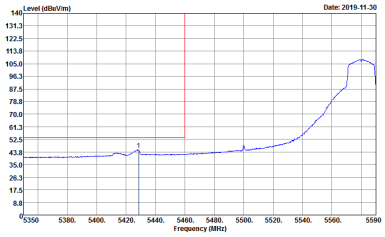 Site : 03CH07-HY Condition : AVG_BE(UNII)_B3 3m HF_ANT_00066584 HORIZONTAL : RBW:1000.000KHz VBW:1.000KHz SWT:Auto Detector : Peak Project : 740606-08	Left blank

WIFI	Band 3 5470~5725MHz Band Edge @ 3m	
ANT	802.11n HT20 CH116 5580MHz - R	
2	Horizontal	Fundamental
Peak	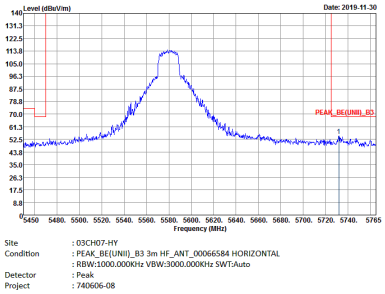	Left blank

WIFI	Band 3 5470~5725MHz Band Edge @ 3m	
ANT	802.11n HT20 CH116 5580MHz - L	
2	Vertical	Fundamental
Peak	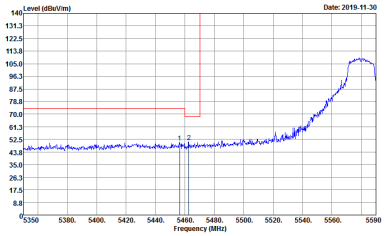 Site : 03CH07-HY Condition : PEAK_BE(UNII)_B3 3m HF_ANT_00066584 VERTICAL : RBW:1000.000KHz VBW:3000.000KHz SWT:Auto Detector : Peak Project : 740606-08	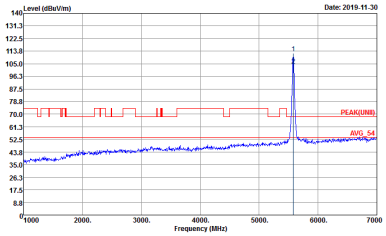 Site : 03CH07-HY Condition : PEAK(UNII) 3m HF_ANT_00066584 VERTICAL : RBW:1000.000KHz VBW:3000.000KHz SWT:Auto Detector : Peak Project : 740606-08
Avg.	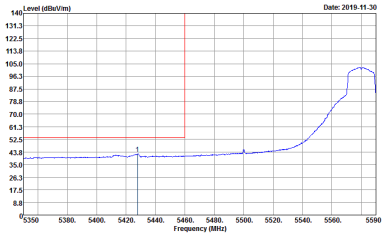 Site : 03CH07-HY Condition : AVG_BE(UNII)_B3 3m HF_ANT_00066584 VERTICAL : RBW:1000.000KHz VBW:1.000KHz SWT:Auto Detector : Peak Project : 740606-08	Left blank

WIFI	Band 3 5470~5725MHz Band Edge @ 3m	
ANT	802.11n HT20 CH116 5580MHz - R	
2	Vertical	Fundamental
Peak	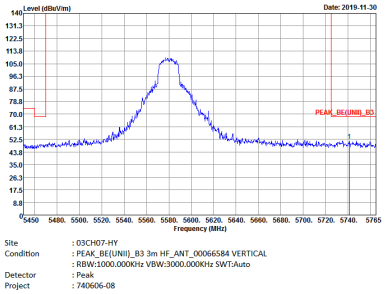	Left blank

WIFI	Band 3 5470~5725MHz Band Edge @ 3m	
ANT	802.11n HT20 CH140 5700MHz	
2	Horizontal	Fundamental
Peak	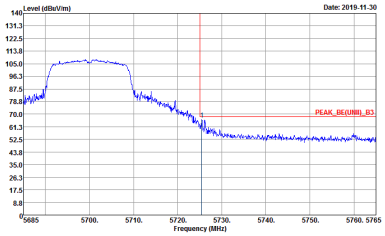 Site : 03CH07-HY Condition : PEAK_BE(UNII)_B3 3m HF_ANT_00066584 HORIZONTAL : RBW:1000.000KHz VBW:3000.000KHz SWT:Auto Detector : Peak Project : 740606-08	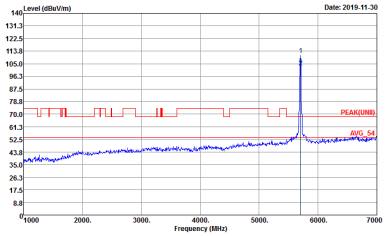 Site : 03CH07-HY Condition : PEAK(UNII) 3m HF_ANT_00066584 HORIZONTAL : RBW:1000.000KHz VBW:3000.000KHz SWT:Auto Detector : Peak Project : 740606-08

WIFI	Band 3 5470~5725MHz Band Edge @ 3m	
ANT	802.11n HT20 CH140 5700MHz	
2	Vertical	Fundamental
Peak.	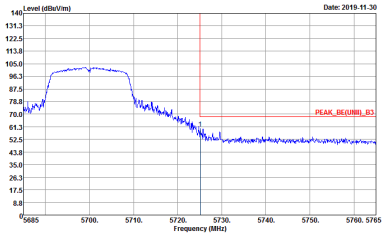 Site : 03CH07-HY Condition : PEAK_BE(UNII)_B3 3m HF_ANT_00066584 VERTICAL : RBW:1000.000KHz VBW:3000.000KHz SWT:Auto Detector : Peak Project : 740606-08	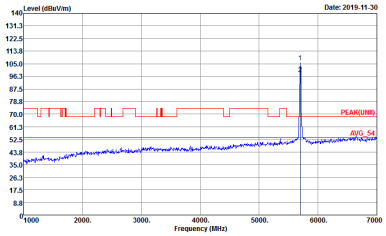 Site : 03CH07-HY Condition : PEAK(UNII) 3m HF_ANT_00066584 VERTICAL : RBW:1000.000KHz VBW:3000.000KHz SWT:Auto Detector : Peak Project : 740606-08

Band 3 5470~5725MHz
WIFI 802.11n HT40 (Band Edge @ 3m)

WIFI	Band 3 5470~5725MHz Band Edge @ 3m	
ANT	802.11n HT40 CH102 5510MHz - L	
2	Horizontal	Fundamental
Peak	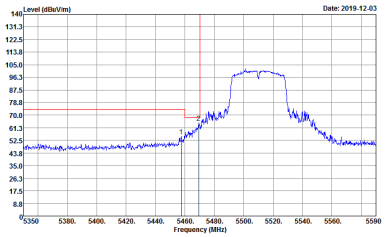	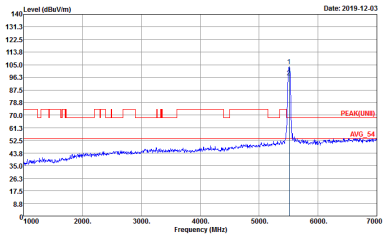
Avg.	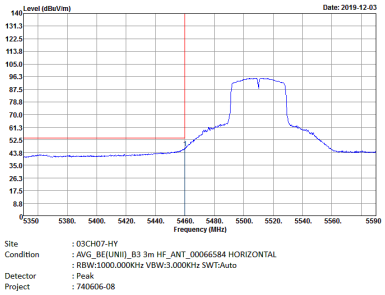	Left blank

WIFI	Band 3 5470~5725MHz Band Edge @ 3m	
ANT	802.11n HT40 CH102 5510MHz - R	
2	Horizontal	Fundamental
Peak	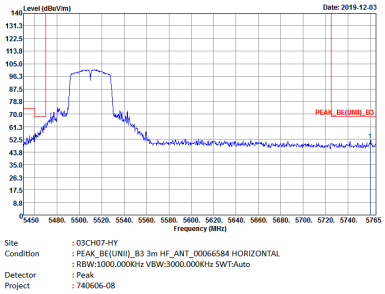	Left blank

WIFI	Band 3 5470~5725MHz Band Edge @ 3m	
ANT	802.11n HT40 CH102 5510MHz - L	
2	Vertical	Fundamental
Peak	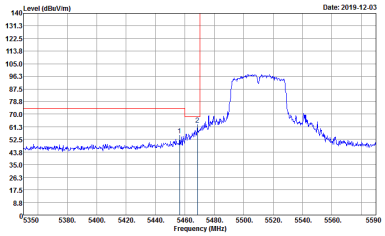	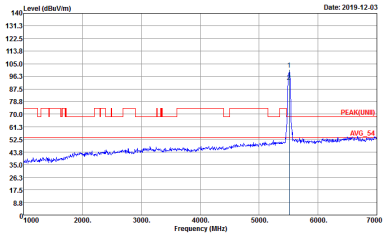
Avg.	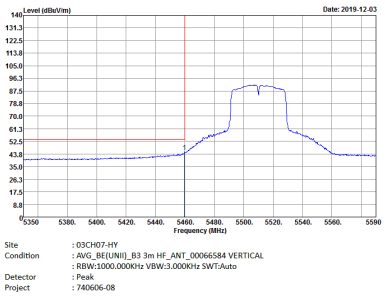	Left blank