Table of Contents

1. 26dB Bandwidth and 99% Bandwidth 2
1.1 Test Datas 2
1.2 Test Graphs 4
2. 6dB Bandwidth 43
2.1 Test Datas 43
2.2 Test Graphs 44
3. Maximum output power 50
4. Power Spectral Density 52
4.1 Test Datas 52
5. Dynamic Frequency Selection (DFS) 55
6. Transmitter Spurious Emissions 65
6.1 Transmitter Spurious Emissions, Below 1GHz 65
6.2 Transmitter Spurious Emissions, 1GHz-18GHz 69
7. Bandedge 191
7.1 Bandedge (U-NII-1 Band) 191
7.2 Bandedge (U-NII-2A Band) 203
7.3 Bandedge (U-NII-2C Band) 215
7.4 Bandedge (U-NII-3 Band) 237
8. Frequency Stability 259
9. Conducted Emissions 261

1. 26dB Bandwidth and 99% Bandwidth

1.1 Test Datas

Channel (mode)	Channel Frequency (MHz)	Emission Bandwidth	
		26dB Bandwidth (MHz)	99% Bandwidth (MHz)
36 (802.11a)	5180	20.700	16.800
40 (802.11a)	5220	20.800	16.700
48 (802.11a)	5240	23.000	17.000
52 (802.11a)	5260	21.500	16.800
56 (802.11a)	5300	22.900	17.000
64 (802.11a)	5320	24.700	17.100
100 (802.11a)	5500	26.200	17.100
120 (802.11a)	5600	21.000	16.900
140 (802.11a)	5700	21.700	16.800
144 (802.11a)	5720	25.800 18.150 for U-NII 2C 7.650 or U-NII 3	16.900 13.450 for U-NII 2C 3.450 for U-NII 3
149 (802.11a)	5745	--	16.800
157 (802.11a)	5785	--	16.800
165 (802.11a)	5825	--	16.800

Channel (mode)	Channel Frequency (MHz)	Emission Bandwidth	
		26dB Bandwidth (MHz)	99% Bandwidth (MHz)
36 (802.11n-HT20)	5180	20.900	17.800
40 (802.11n-HT20)	5220	20.800	17.800
48 (802.11n-HT20)	5240	20.800	17.700
52 (802.11n-HT20)	5260	22.800	17.900
56 (802.11n-HT20)	5300	20.900	17.700
64 (802.11n-HT20)	5320	22.100	17.800
100 (802.11n-HT20)	5500	25.500	17.800
120 (802.11n-HT20)	5600	20.700	17.700
140 (802.11n-HT20)	5700	20.900	17.800
144 (802.11n-HT20)	5720	21.300 15.550 for U-NII 2C 5.750 or U-NII 3	17.800 13.950 for U-NII 2C 3.850 for U-NII 3
149 (802.11n-HT20)	5745	--	17.700
157 (802.11n-HT20)	5785	--	17.600
165 (802.11n-HT20)	5825	--	17.800

Channel (mode)	Channel Frequency (MHz)	Emission Bandwidth	
		26dB Bandwidth (MHz)	99% Bandwidth (MHz)
36 (802.11ac20)	5180	20.800	17.700
40 (802.11ac20)	5220	20.900	17.700
48 (802.11ac20)	5240	21.000	17.700
52 (802.11ac20)	5260	21.000	17.700
56 (802.11ac20)	5300	20.900	17.700
64 (802.11ac20)	5320	22.400	17.900
100 (802.11ac20)	5500	23.000	17.800
120 (802.11ac20)	5600	20.900	17.700
140 (802.11ac20)	5700	20.700	17.700
144 (802.11ac20)	5720	21.800 16.050 for U-NII 2C 5.750 for U-NII 3	17.800 13.950 for U-NII 2C 3.850 for U-NII 3
149 (802.11ac20)	5745	--	17.800

157 (802.11ac20)	5785	--	17.700
165 (802.11ac20)	5825	--	17.800

Channel (mode)	Channel Frequency (MHz)	Emission Bandwidth	
		26dB Bandwidth (MHz)	99% Bandwidth (MHz)
38 (802.11n-HT40)	5190	40.675	36.250
46 (802.11n-HT40)	5230	41.426	36.500
54 (802.11n-HT40)	5270	40.826	36.250
62 (802.11n-HT40)	5310	41.726	36.750
102 (802.11n-HT40)	5510	40.826	36.250
118 (802.11n-HT40)	5590	41.276	36.500
134 (802.11n-HT40)	5670	41.576	36.250
142 (802.11n-HT40)	5710	41.276 35.563 for U-NII 2C 5.713 for UNII 3	36.250 33.120 for U-NII 2C 3.125 for U-NII 3
151 (802.11n-HT40)	5755	--	36.250
159 (802.11n-HT40)	5795	--	36.250

Channel (mode)	Channel Frequency (MHz)	Emission Bandwidth	
		26dB Bandwidth (MHz)	99% Bandwidth (MHz)
38 (802.11ac40)	5190	40.675	36.250
46 (802.11ac40)	5230	41.426	36.500
54 (802.11ac40)	5270	41.426	36.250
62 (802.11ac40)	5310	41.126	36.250
102 (802.11ac40)	5510	40.826	36.250
118 (802.11ac40)	5590	41.726	36.500
134 (802.11ac40)	5670	41.726	36.750
142 (802.11ac40)	5710	41.426 35.713 for U-NII 2C 5.713 for U-NII 3	36.250 33.125 for U-NII 2C 3.125 for U0NII 3
151 (802.11ac40)	5755	--	36.250
159 (802.11ac40)	5795	--	36.250

Channel (mode)	Channel Frequency (MHz)	Emission Bandwidth	
		26dB Bandwidth (MHz)	99% Bandwidth (MHz)
42 (802.11ac80)	5210	82.500	75.500
58 (802.11ac80)	5290	83.000	75.500
106 (802.11ac80)	5530	82.500	75.500
122 (802.11ac80)	5610	83.000	75.500
138 (802.11ac80)	5690	82.500 76.250 for U-NII 2C 6.250 for U-NII 3	75.500 72.750 for U-NII 2C 2.750 for U-NII 3
155 (802.11ac80)	5775	--	75.500

1.2 Test Graphs

802.11a

26 dB Bandwidth

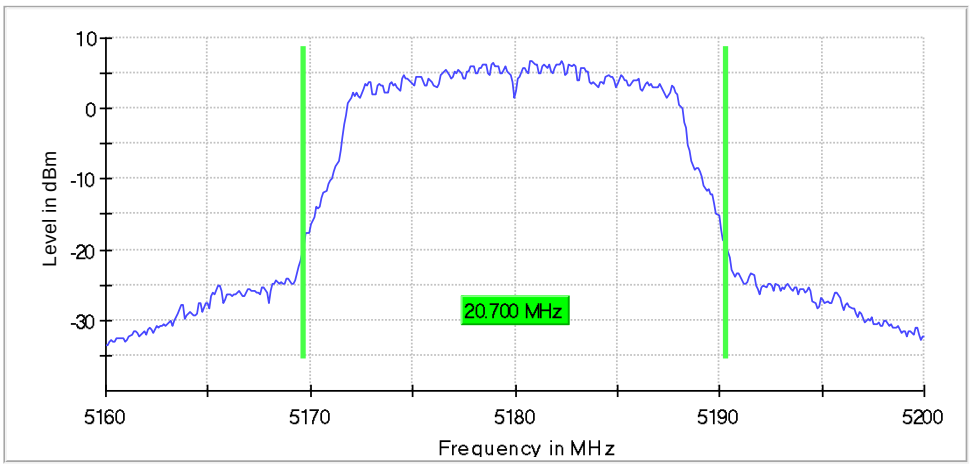

99 %Bandwidth

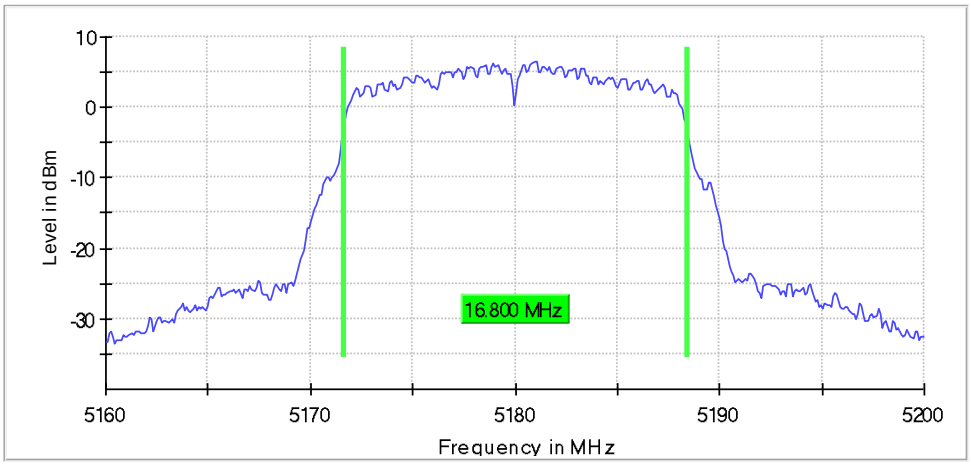

26 dB Bandwidth

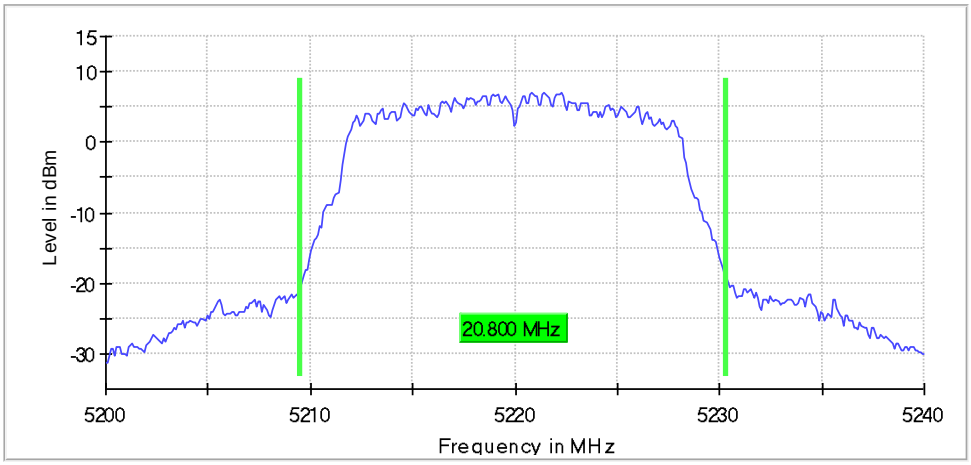

99 %Bandwidth

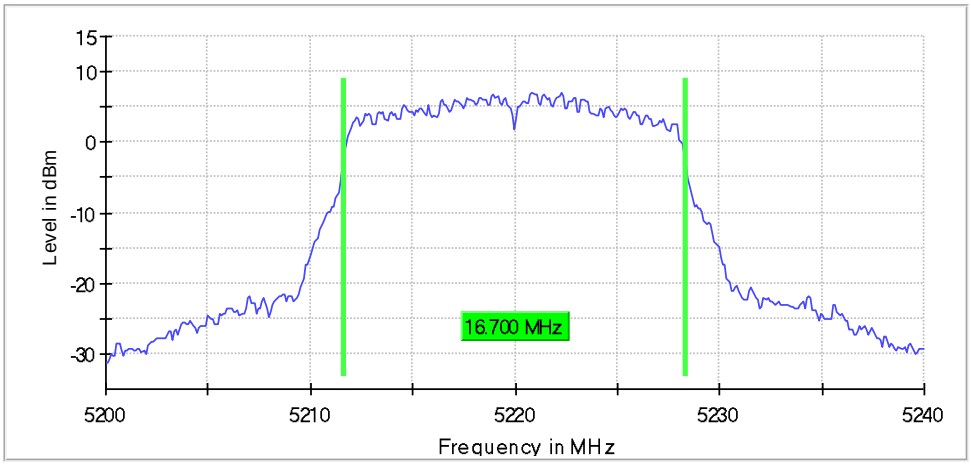

26 dB Bandwidth

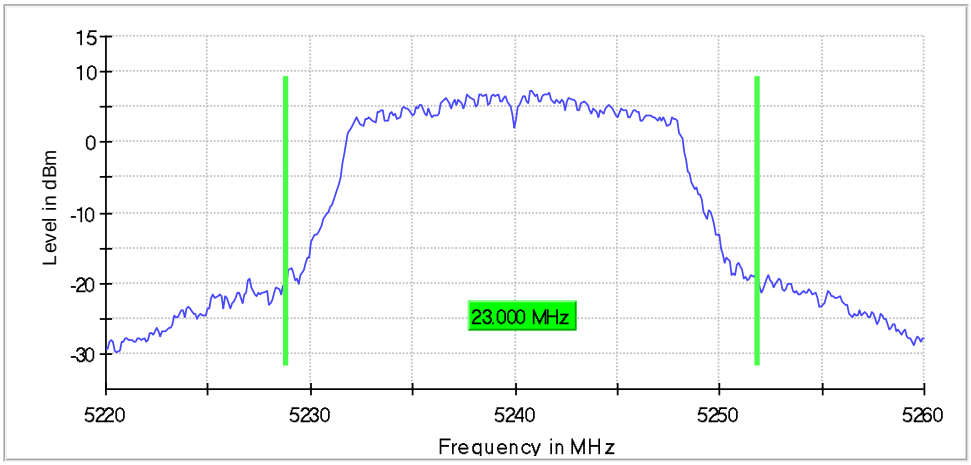

99 %Bandwidth

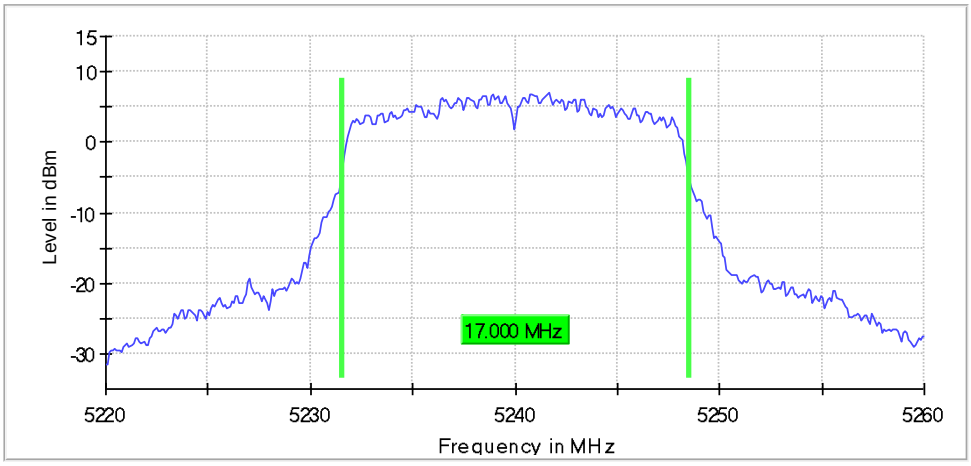

26 dB Bandwidth

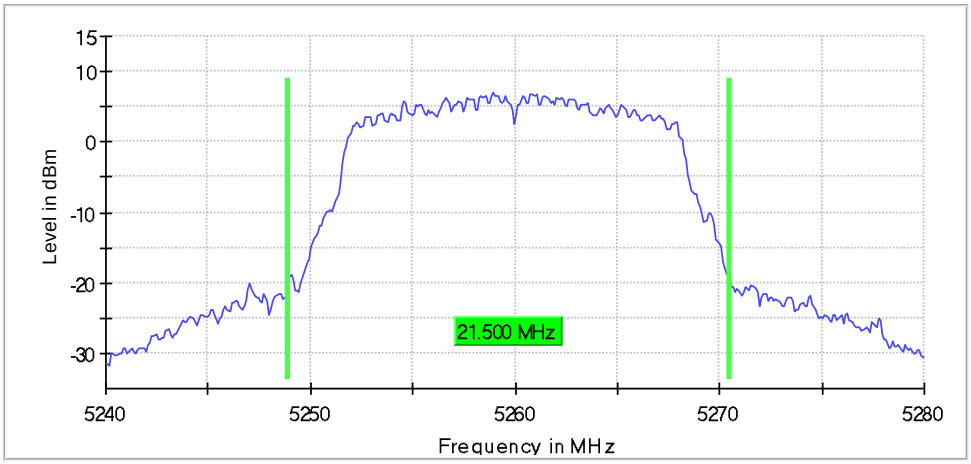

99 %Bandwidth

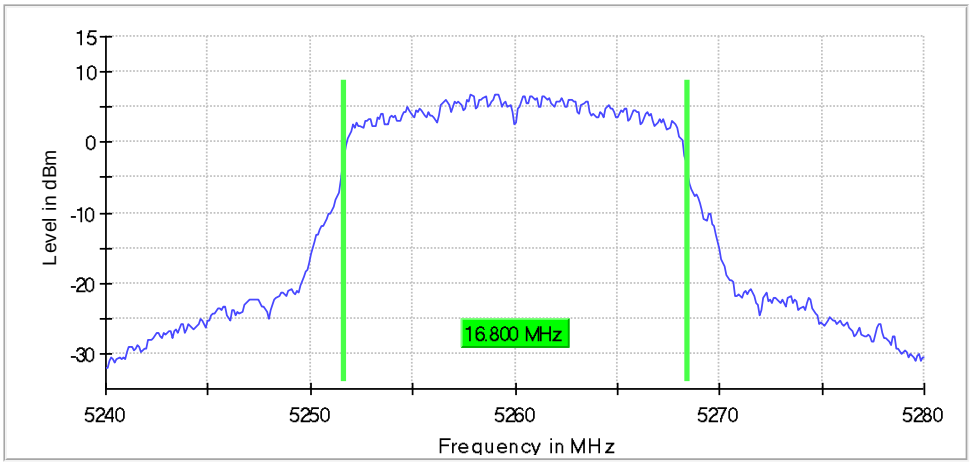

26 dB Bandwidth

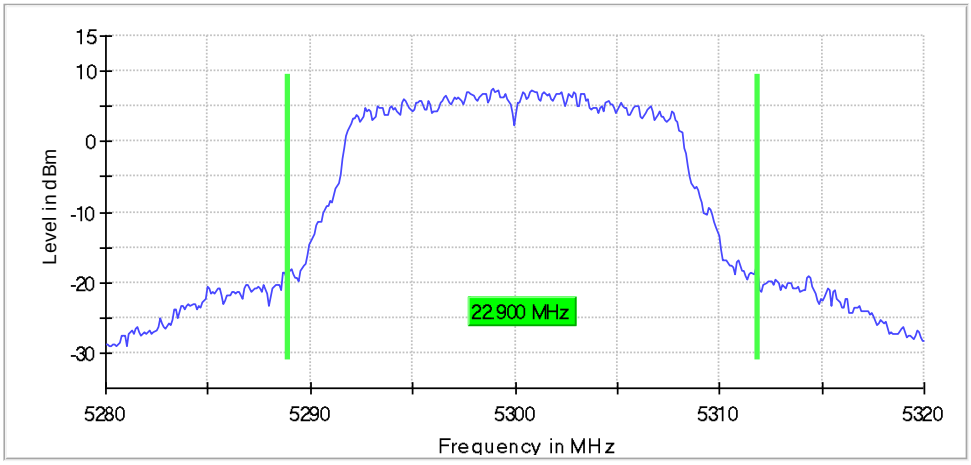

99 %Bandwidth

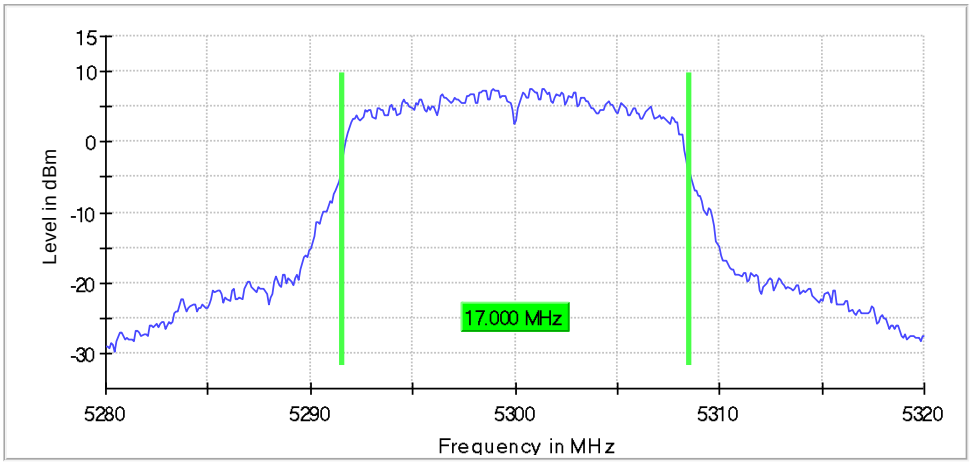

26 dB Bandwidth

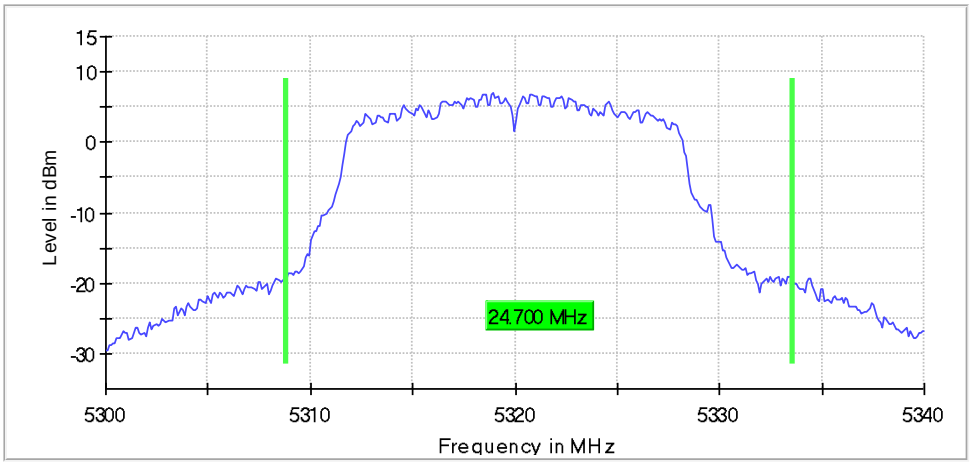

99 %Bandwidth

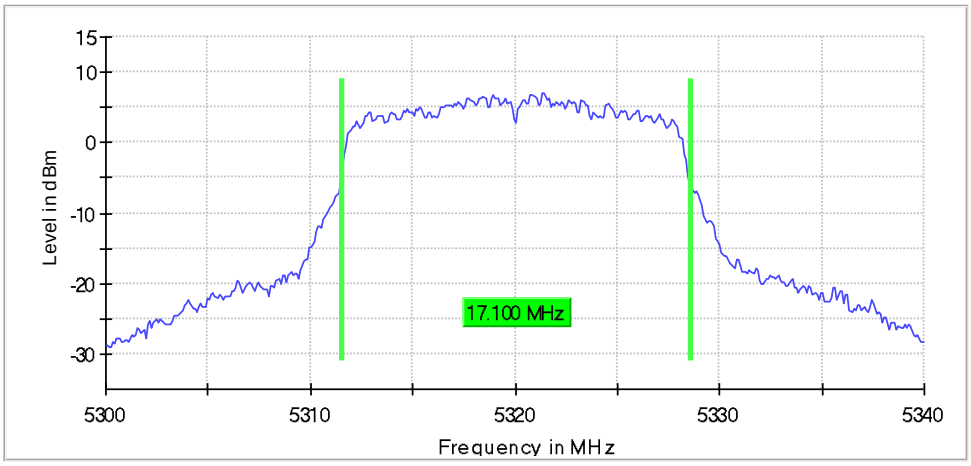

26 dB Bandwidth

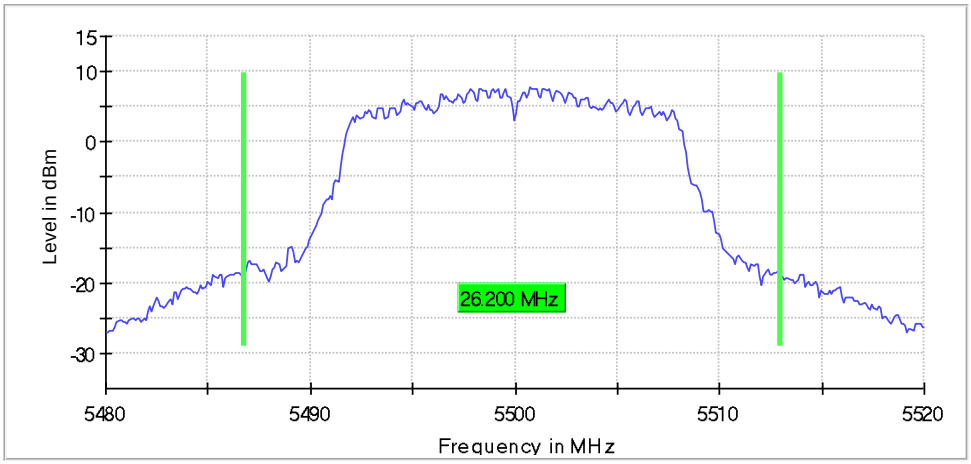

99 %Bandwidth

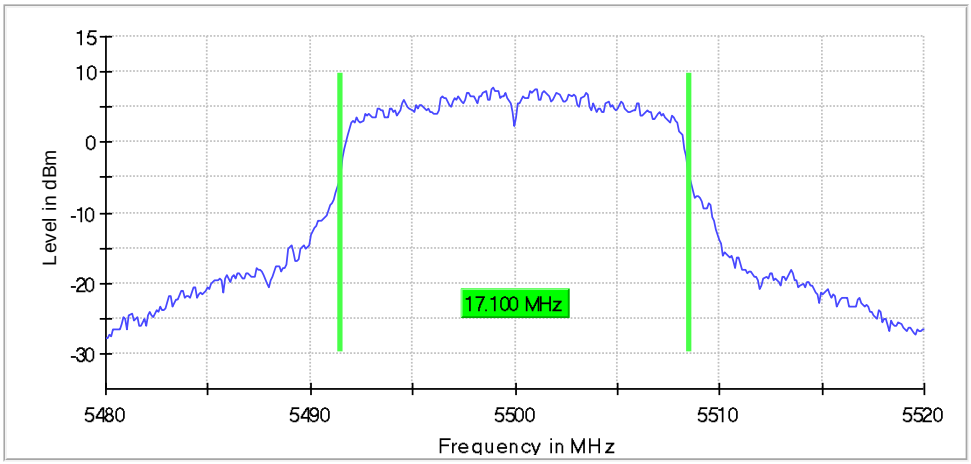

26 dB Bandwidth

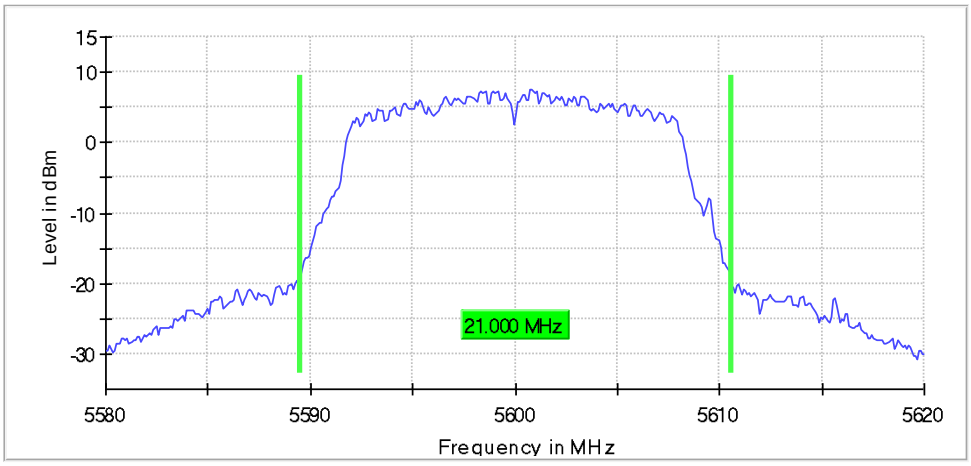

99 %Bandwidth

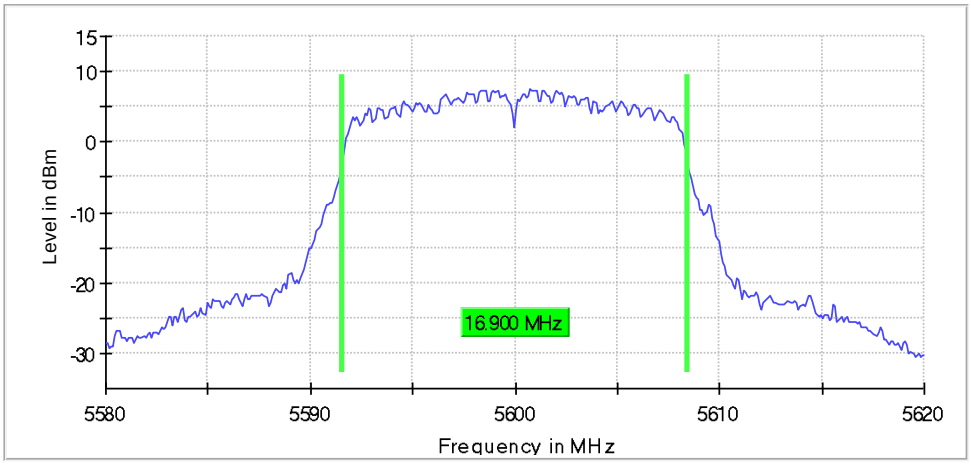

26 dB Bandwidth

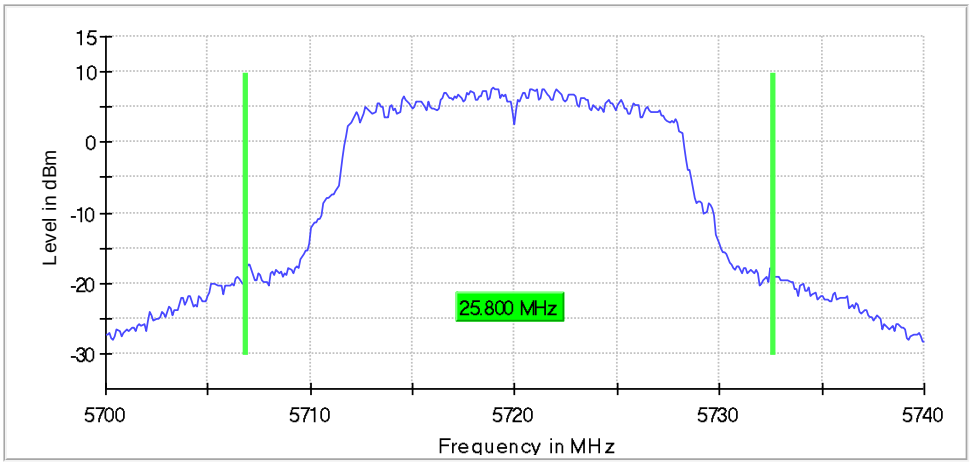

99 %Bandwidth

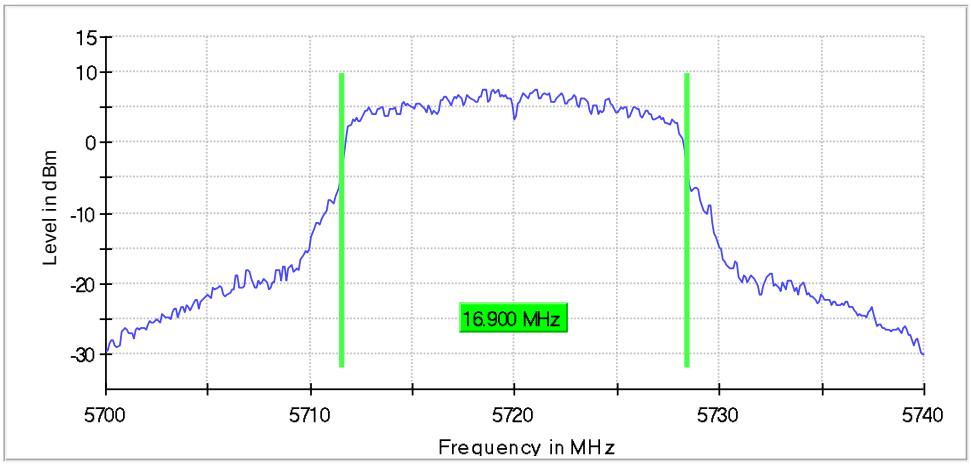

99 %Bandwidth

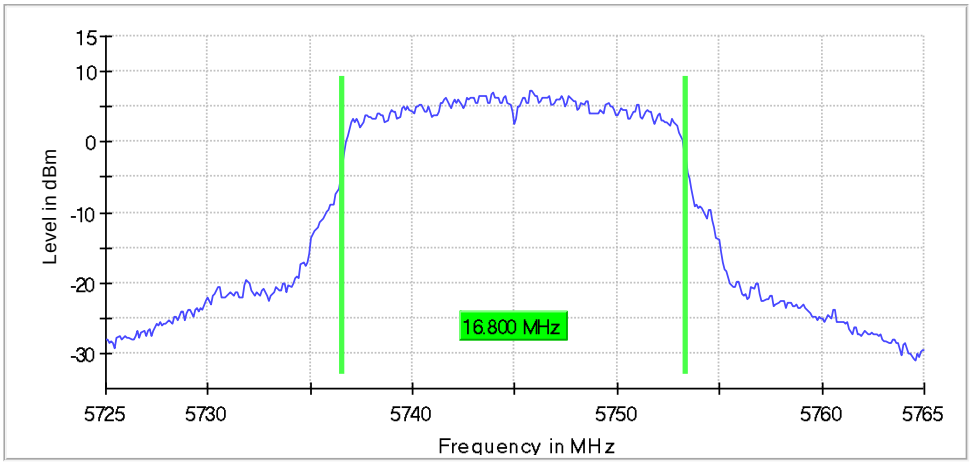

99 %Bandwidth

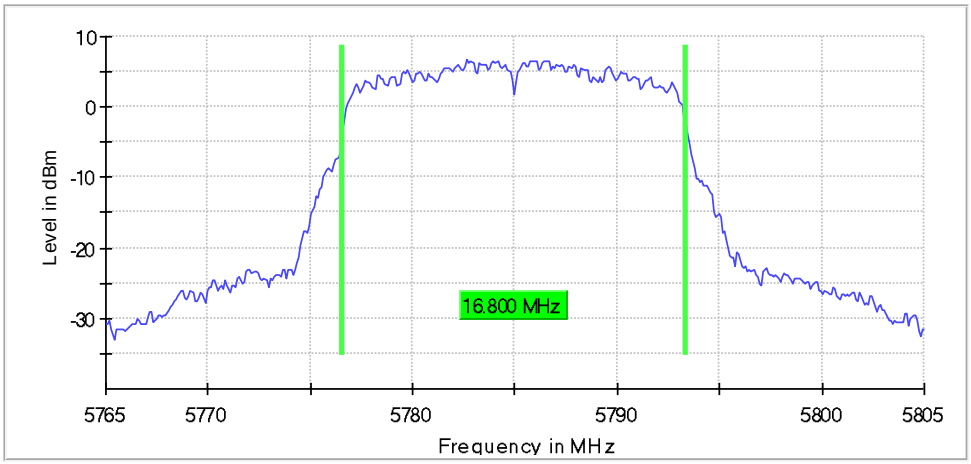

99 %Bandwidth

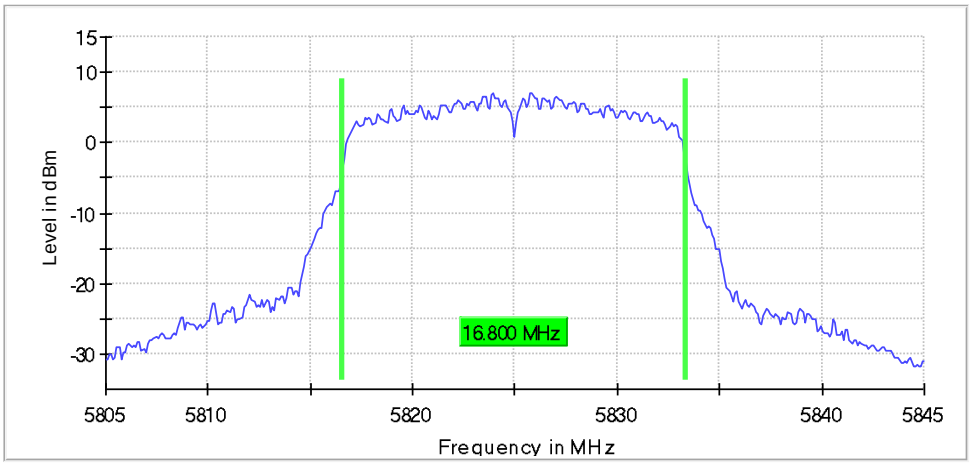

802.11n-HT20

26 dB Bandwidth

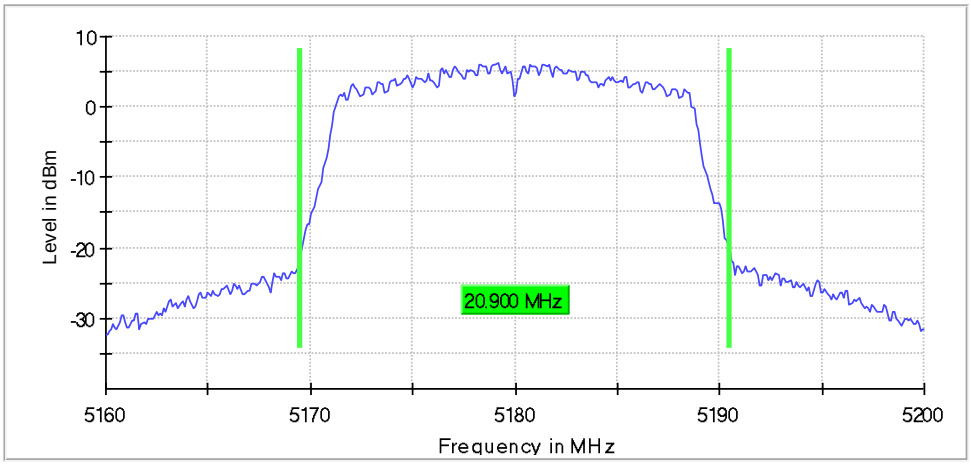

99 %Bandwidth

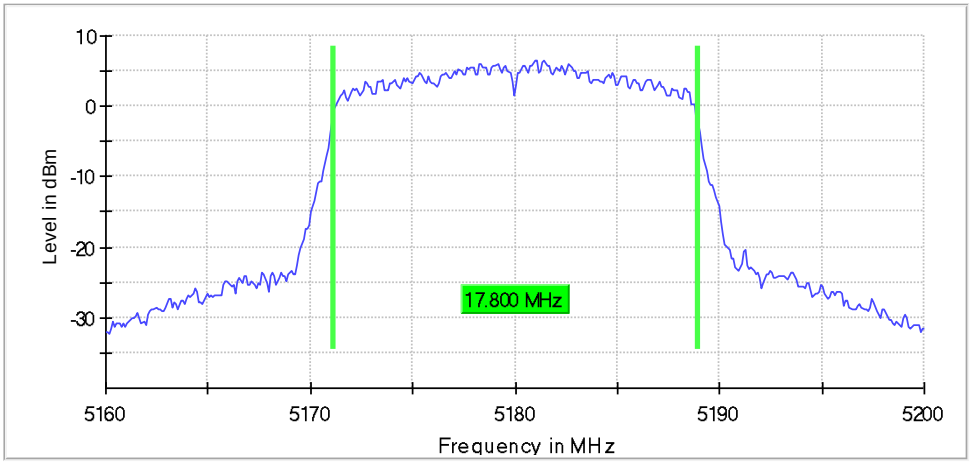

26 dB Bandwidth

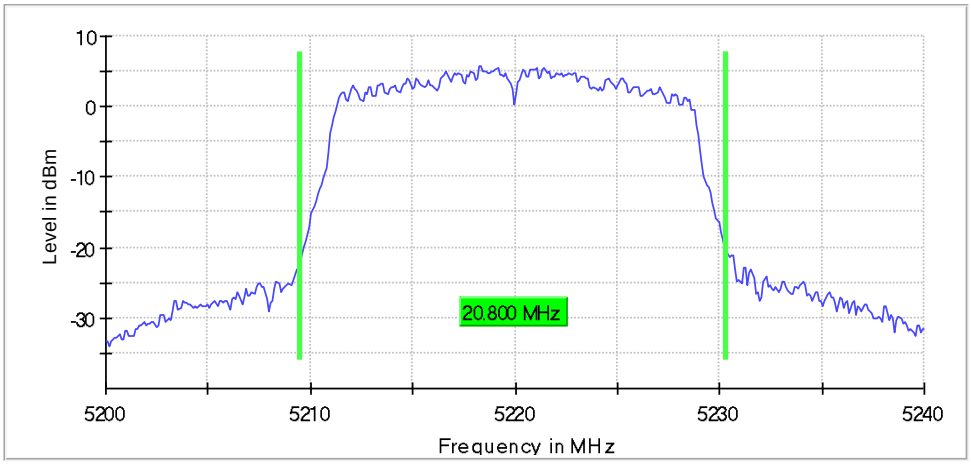

99 %Bandwidth

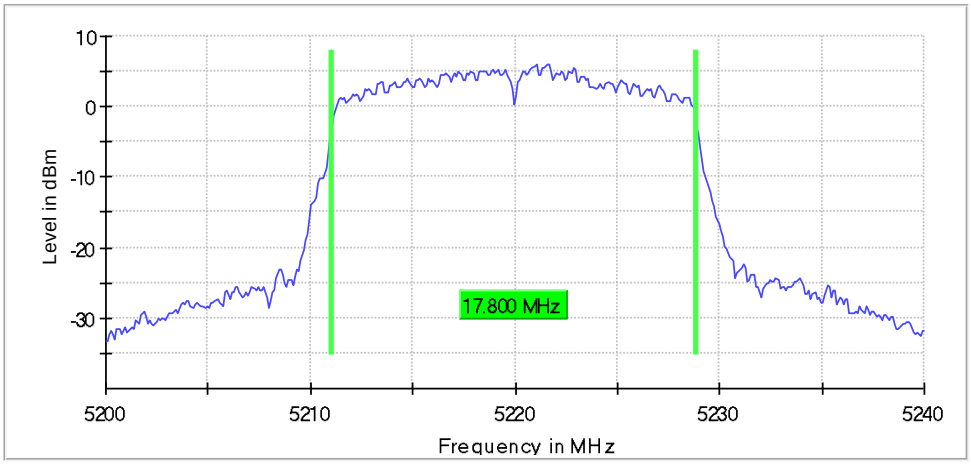

26 dB Bandwidth

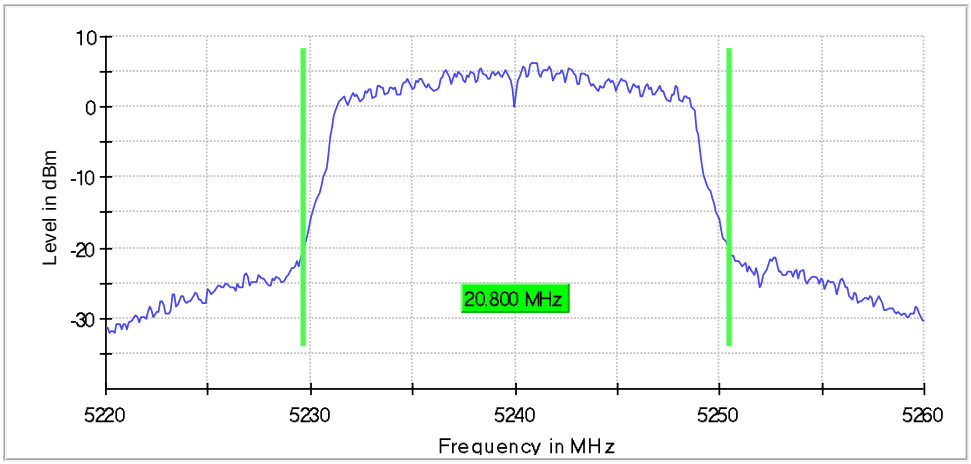

99 %Bandwidth

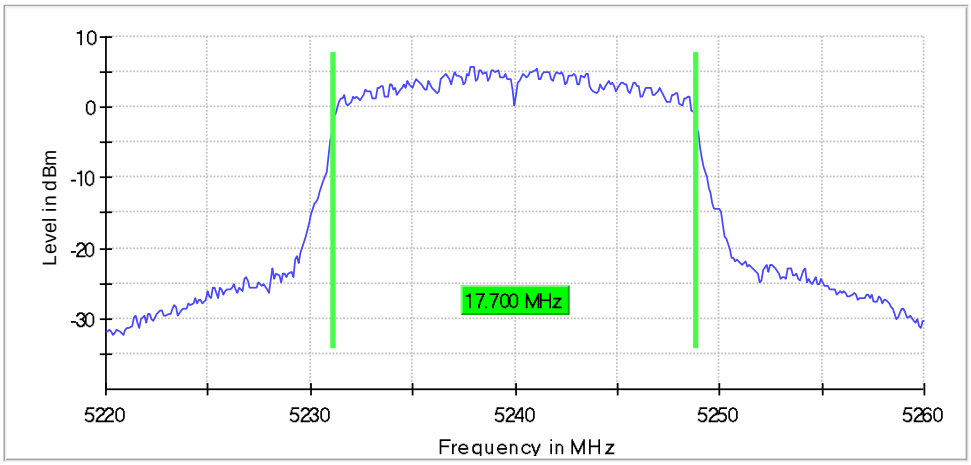

26 dB Bandwidth

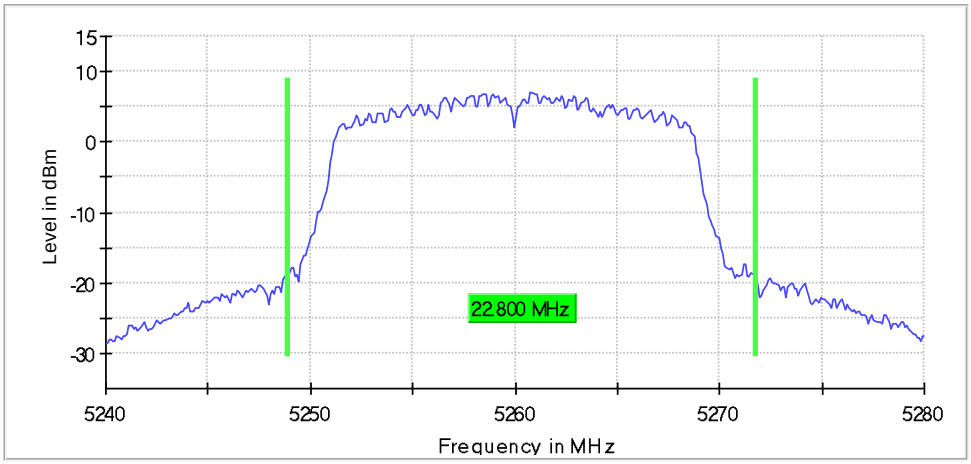

99 %Bandwidth

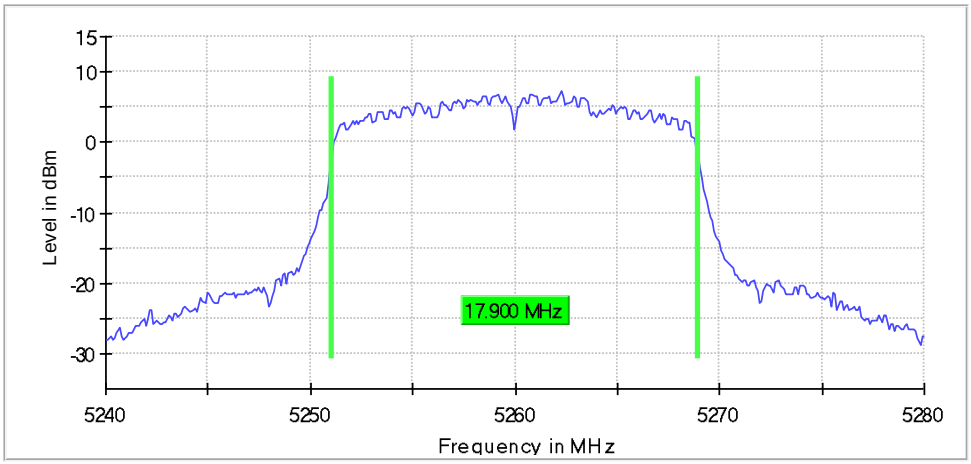

26 dB Bandwidth

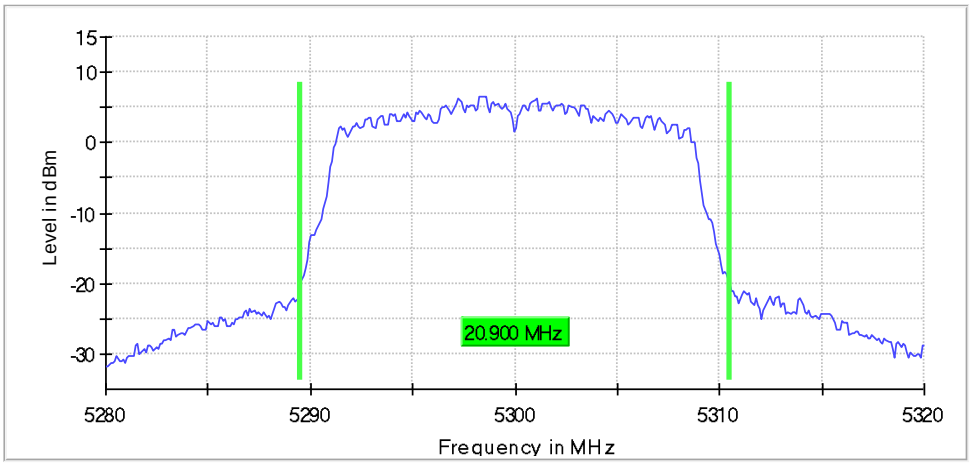

99 %Bandwidth

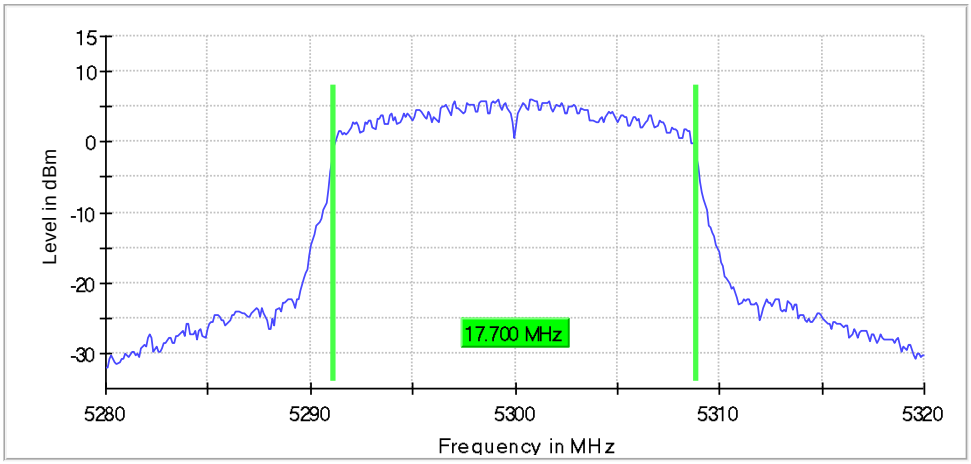

26 dB Bandwidth

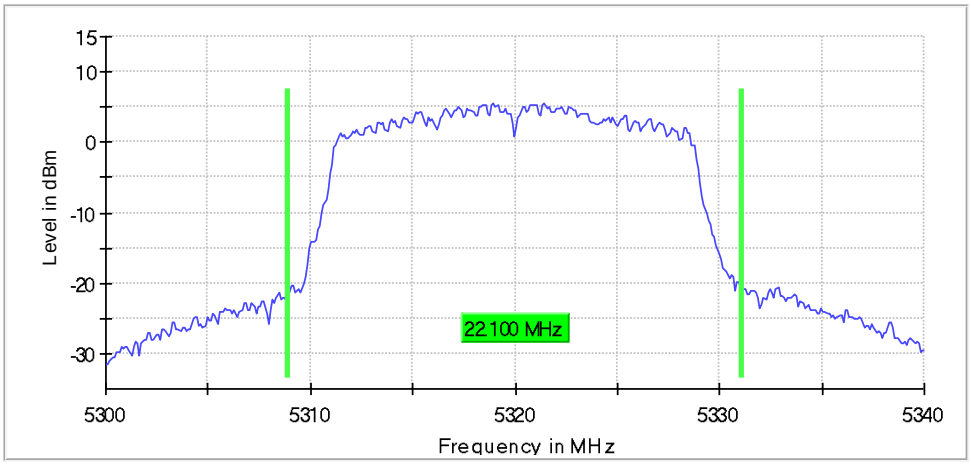

99 %Bandwidth

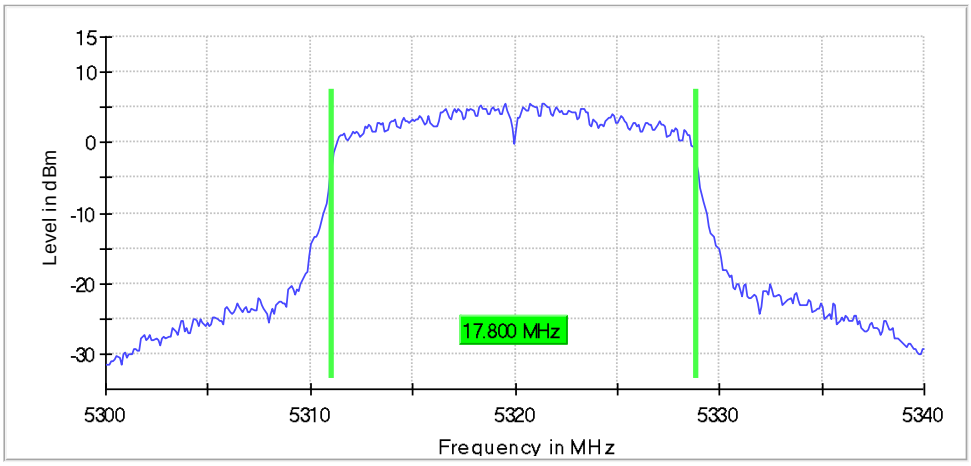

26 dB Bandwidth

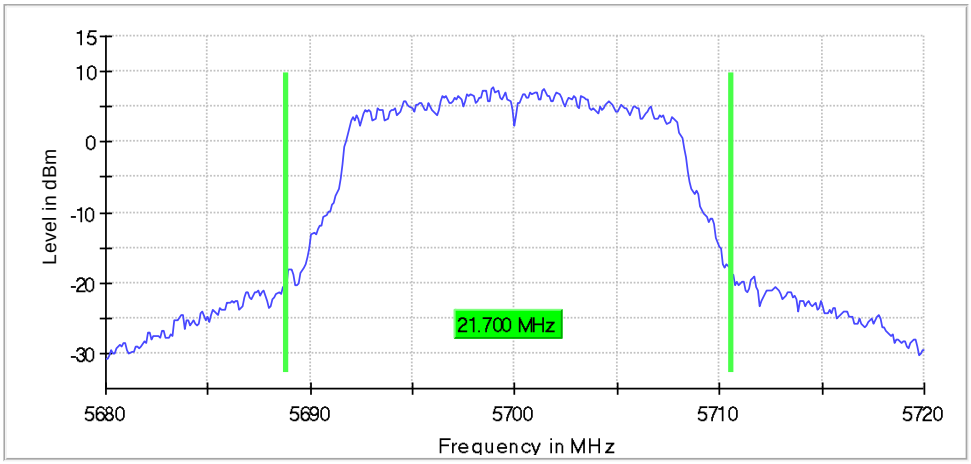

99 %Bandwidth

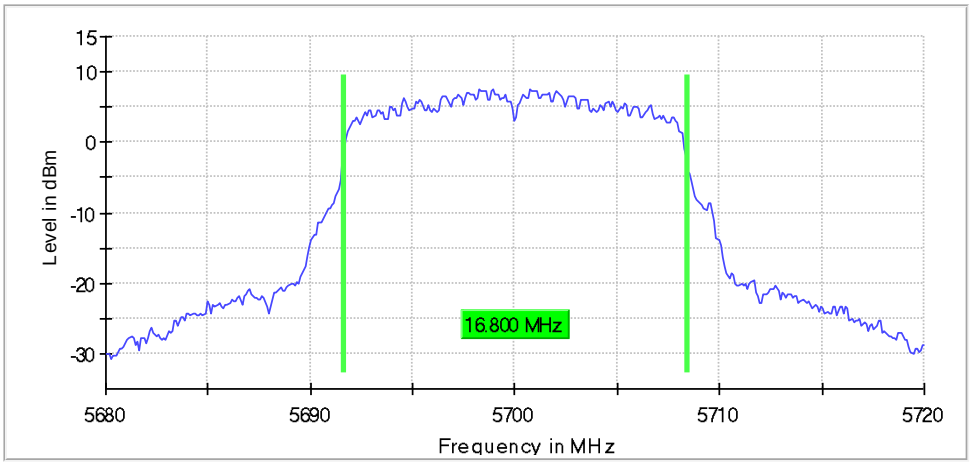

26 dB Bandwidth

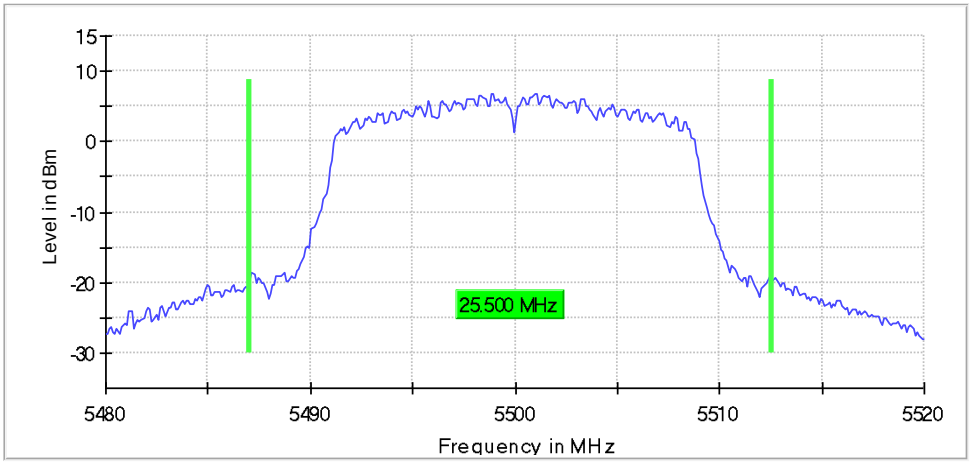

99 %Bandwidth

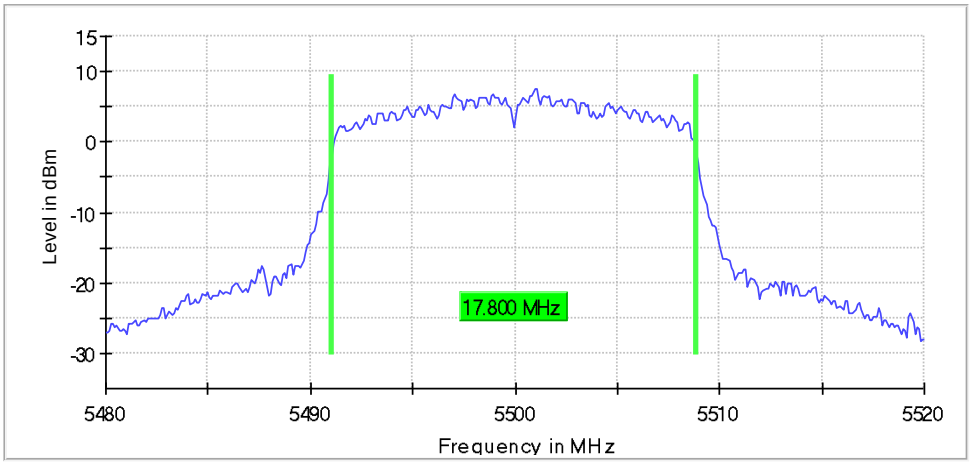

26 dB Bandwidth

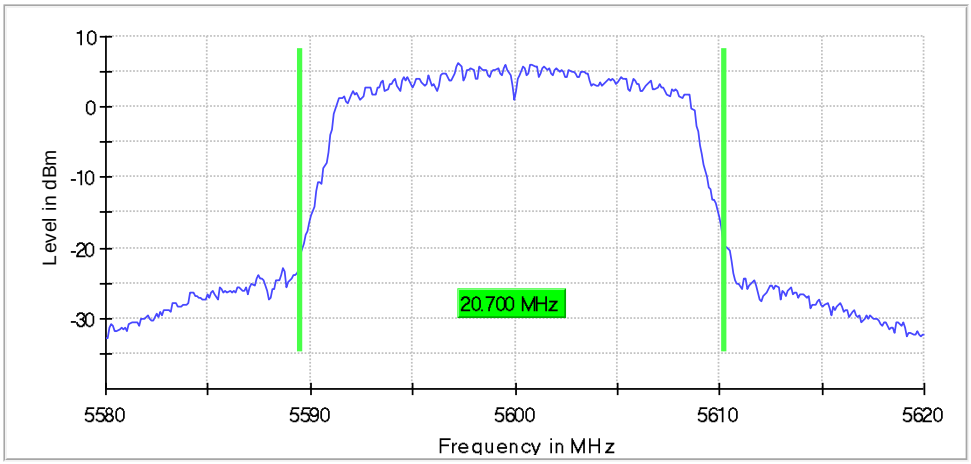

99 %Bandwidth

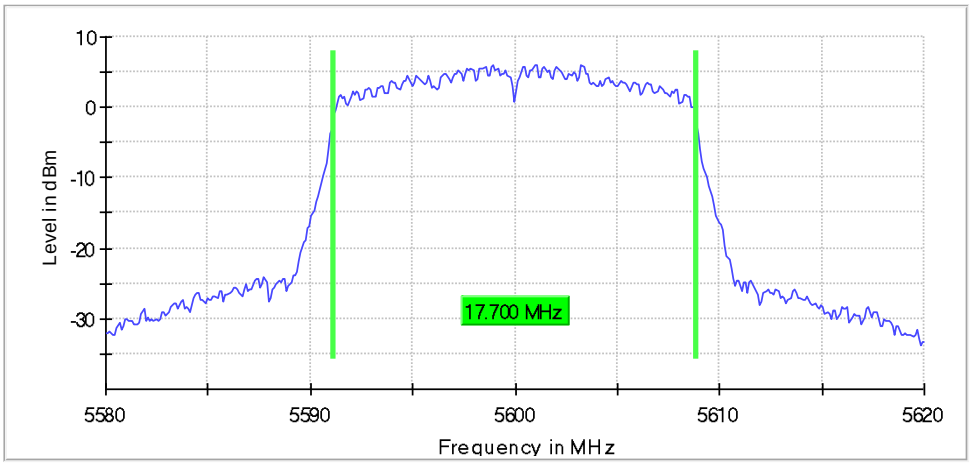

26 dB Bandwidth

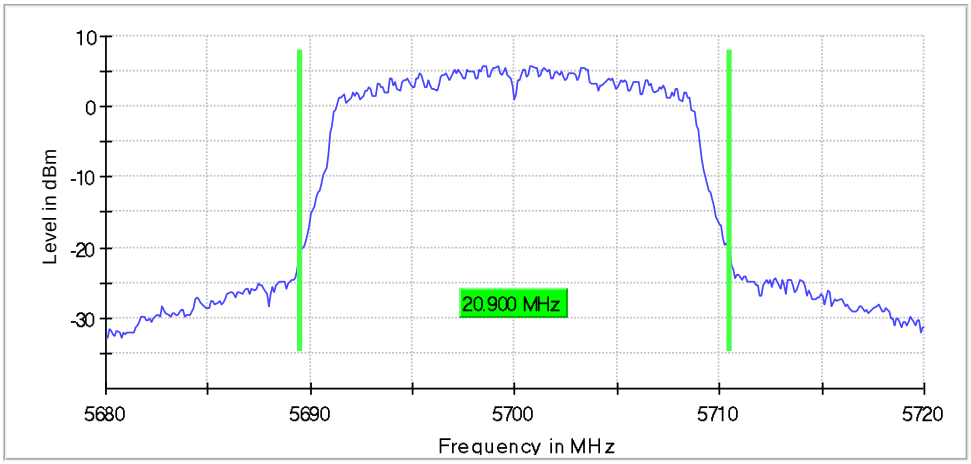

99 %Bandwidth

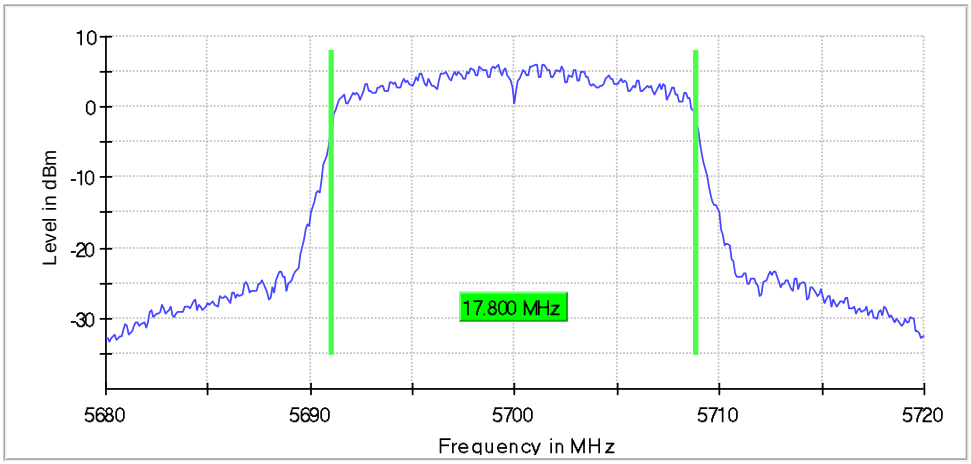

26 dB Bandwidth

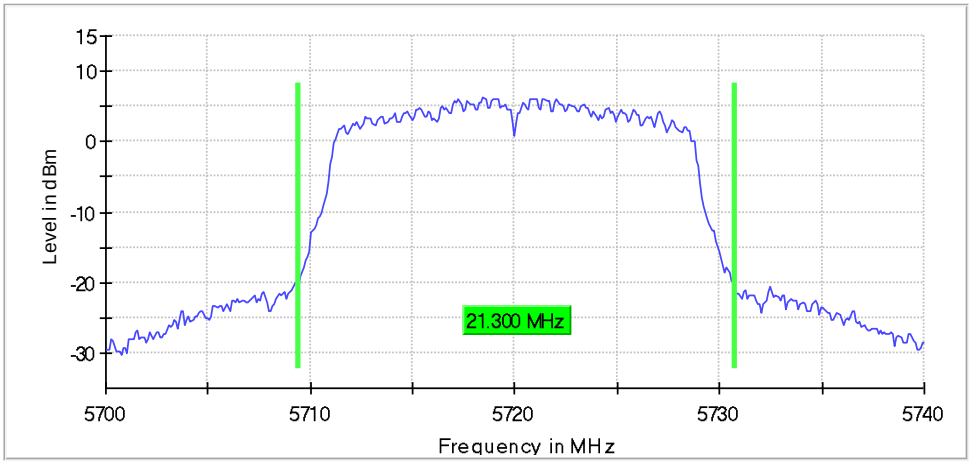

99 %Bandwidth

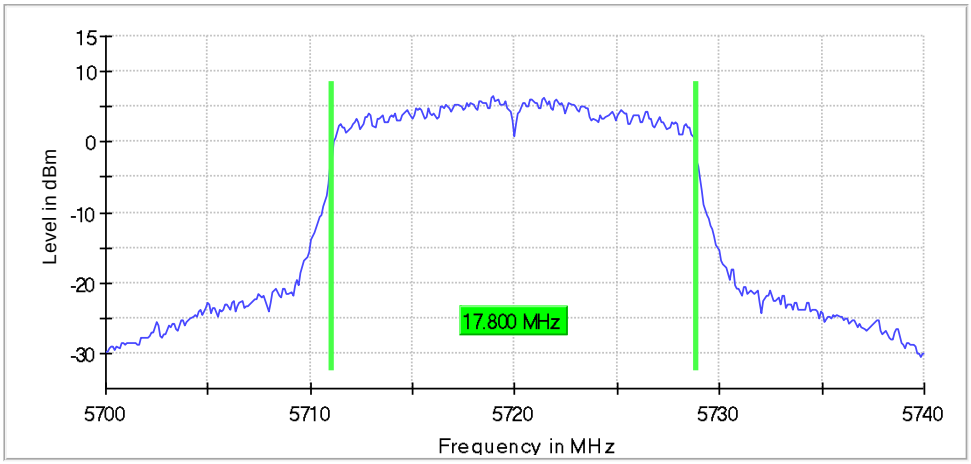

99 %Bandwidth

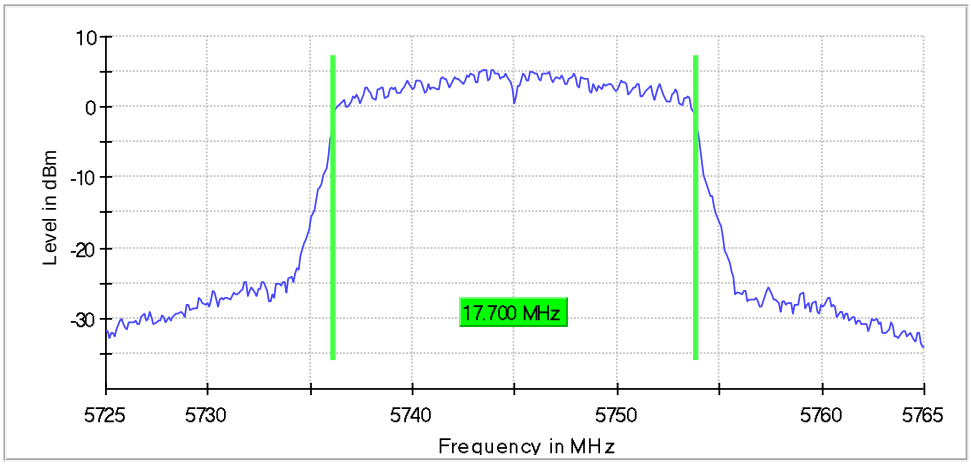

99 %Bandwidth

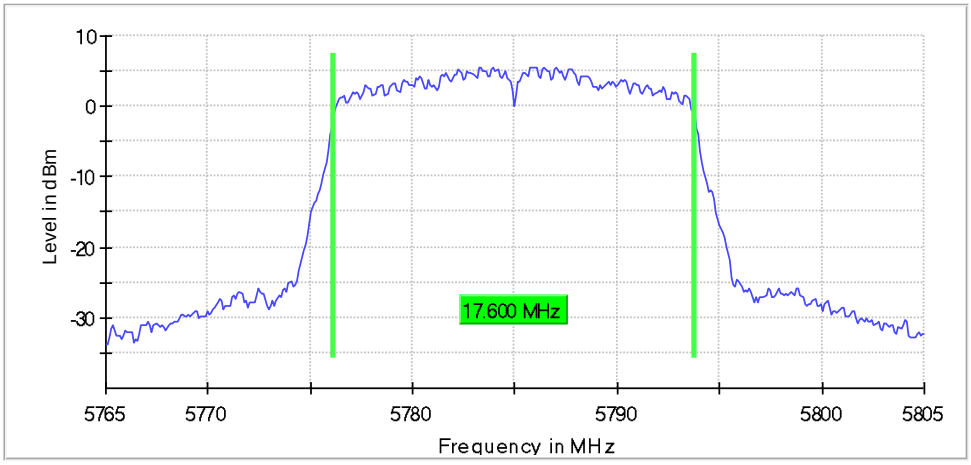

99 %Bandwidth

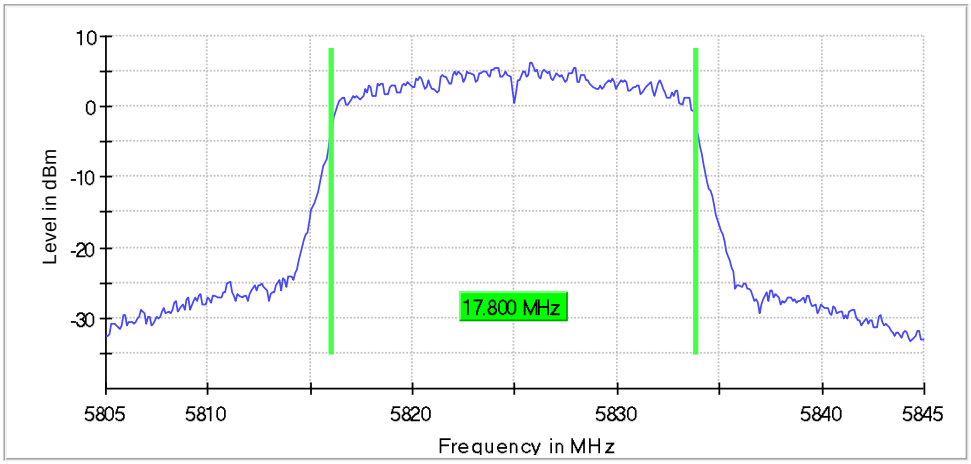

802.11ac20

26 dB Bandwidth

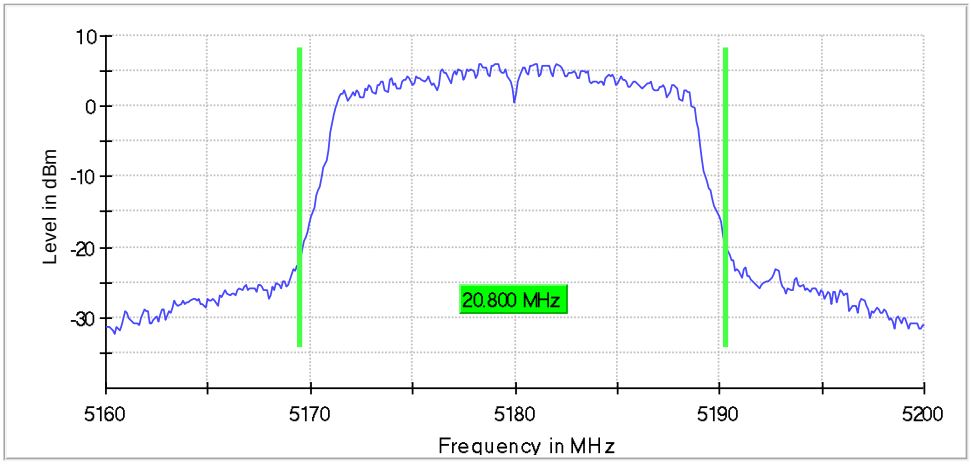

99 %Bandwidth

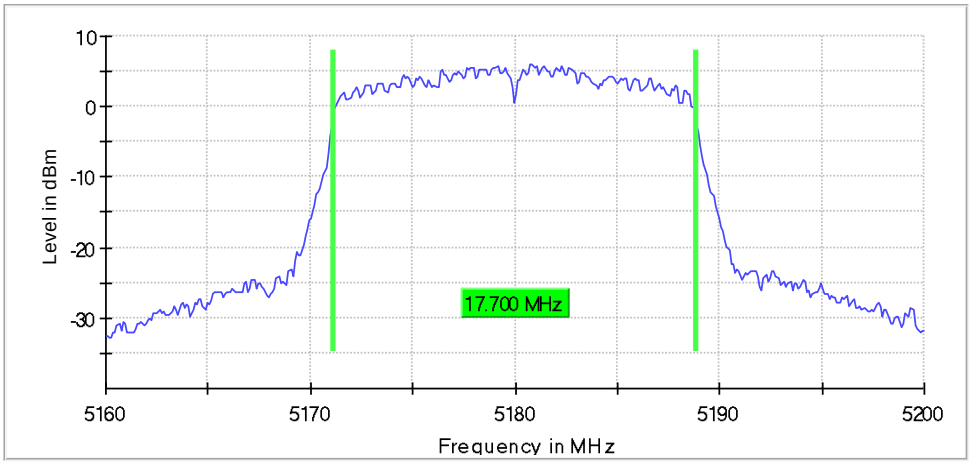

26 dB Bandwidth

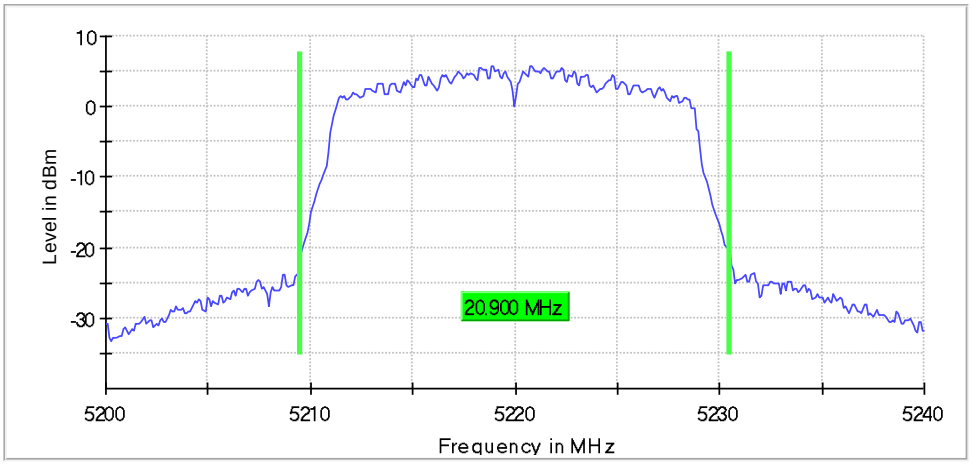

99 %Bandwidth

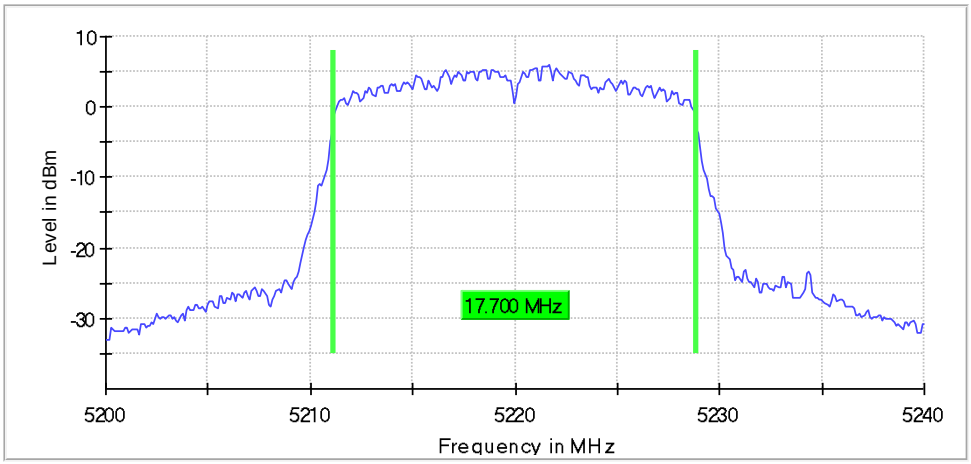

26 dB Bandwidth

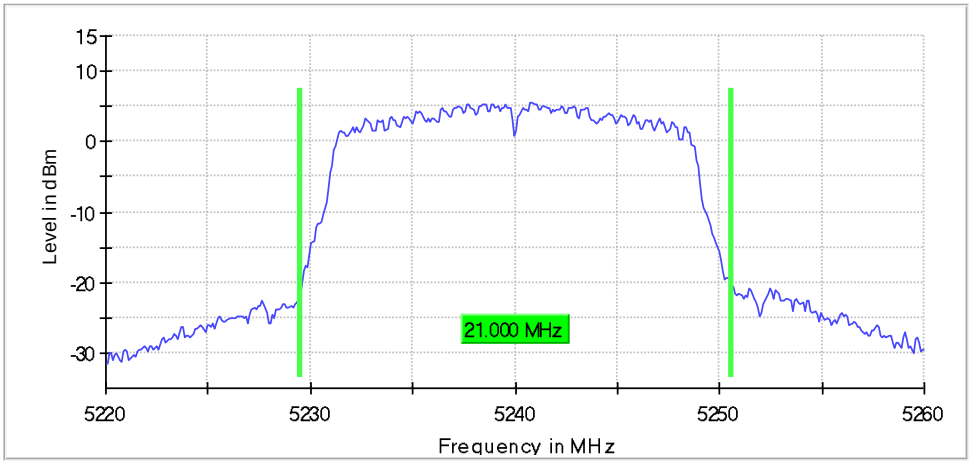

99 %Bandwidth

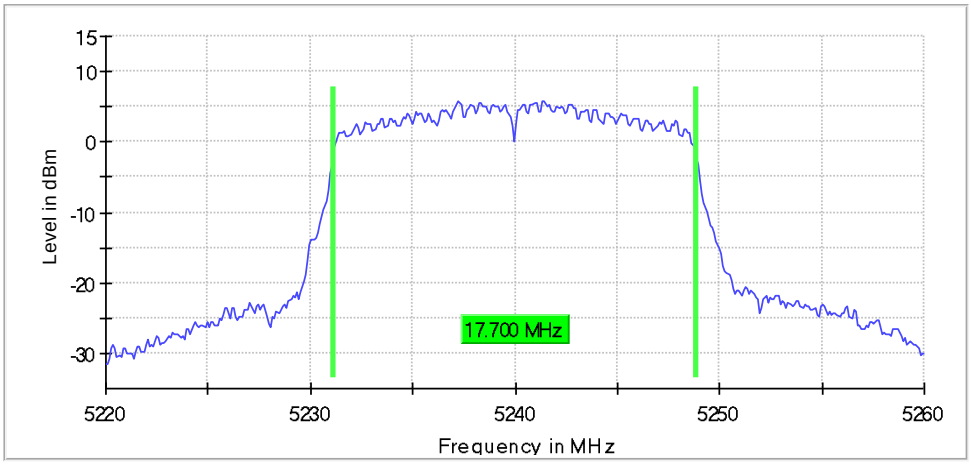

26 dB Bandwidth

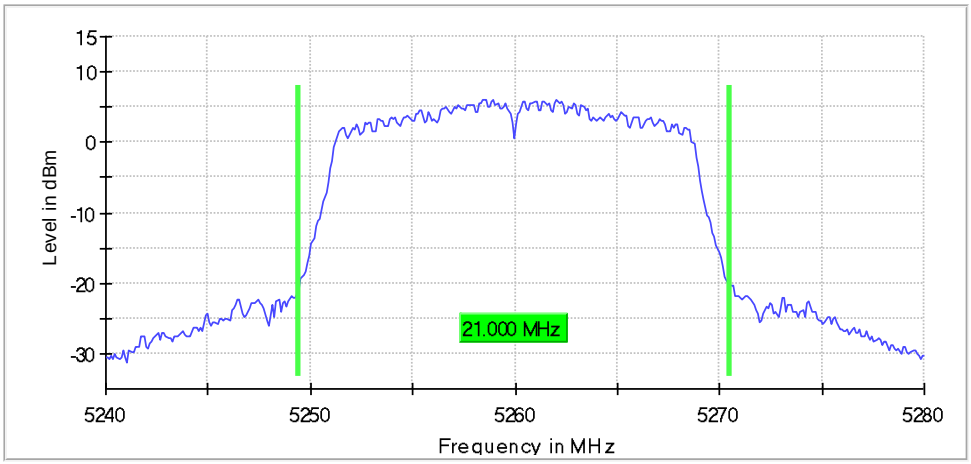

99 %Bandwidth

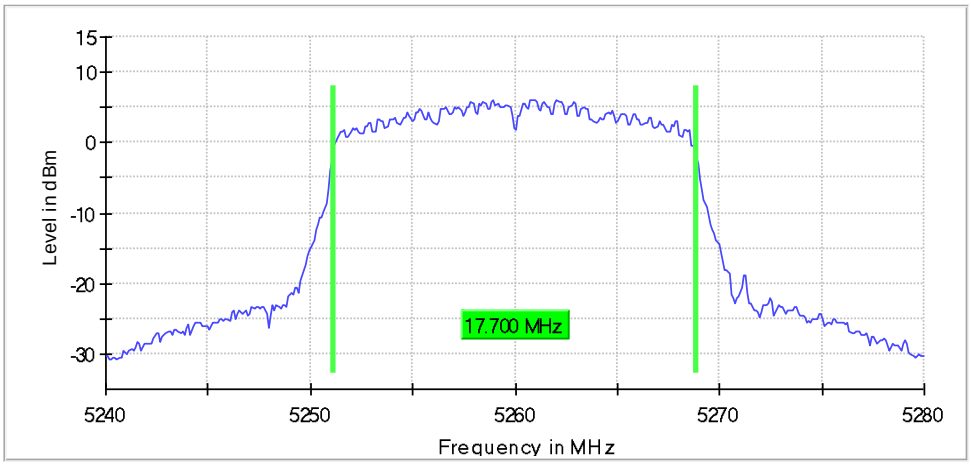

26 dB Bandwidth

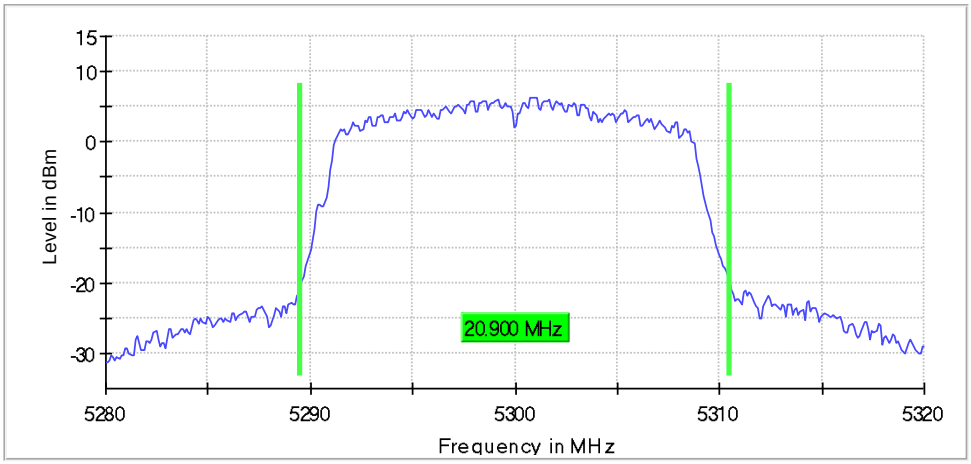

99 %Bandwidth

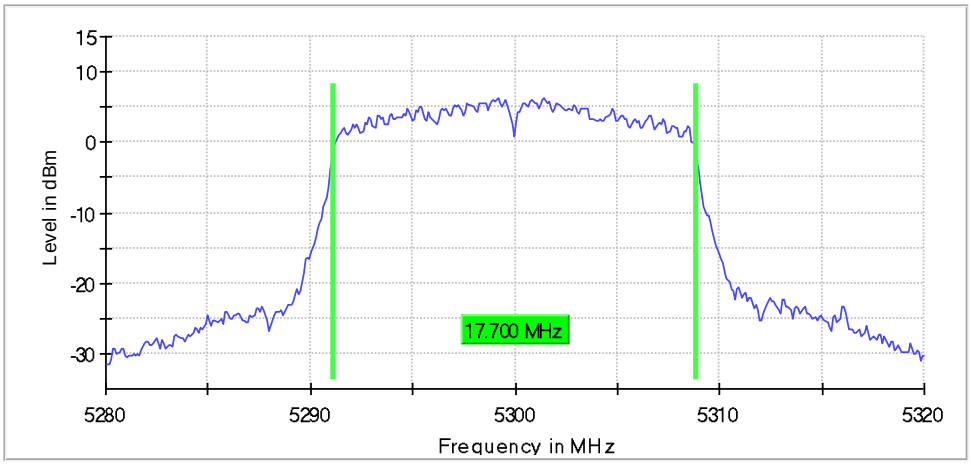

26 dB Bandwidth

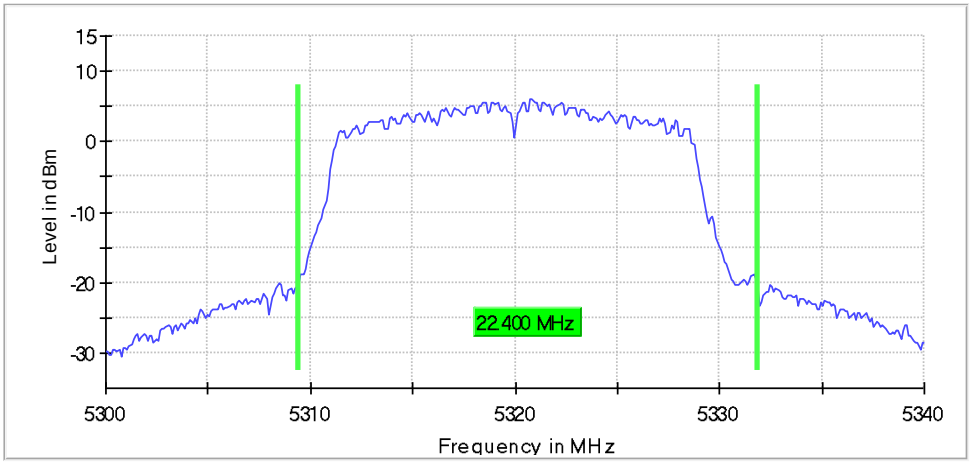

99 %Bandwidth

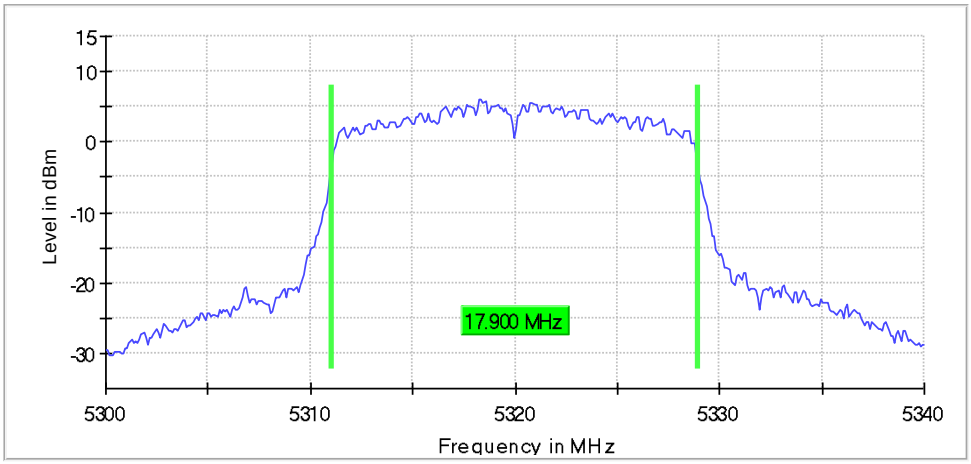

99 %Bandwidth

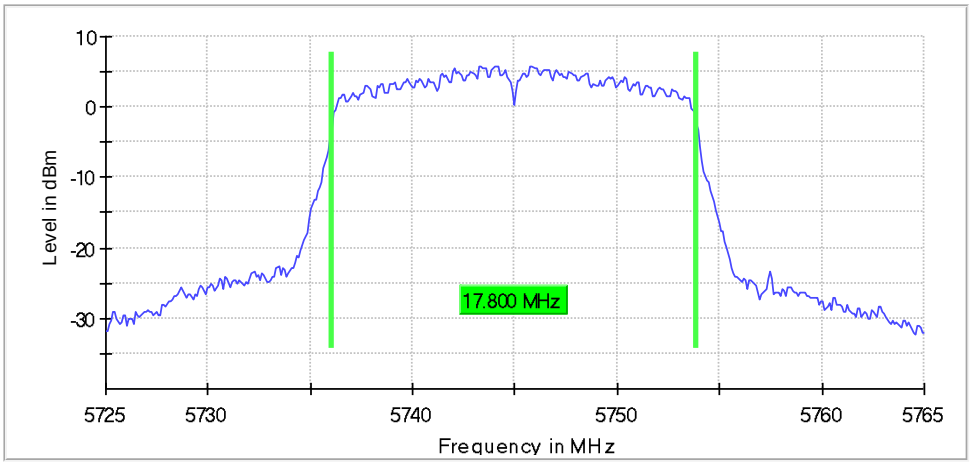

99 %Bandwidth

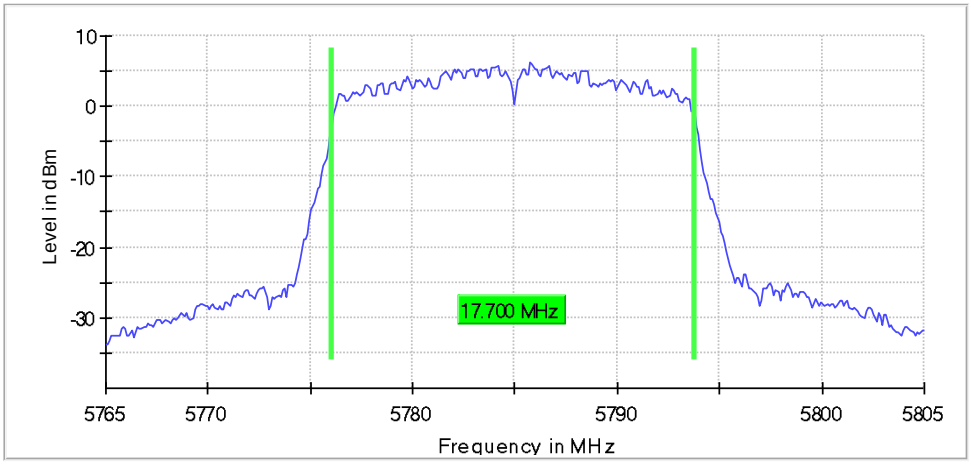

99 %Bandwidth

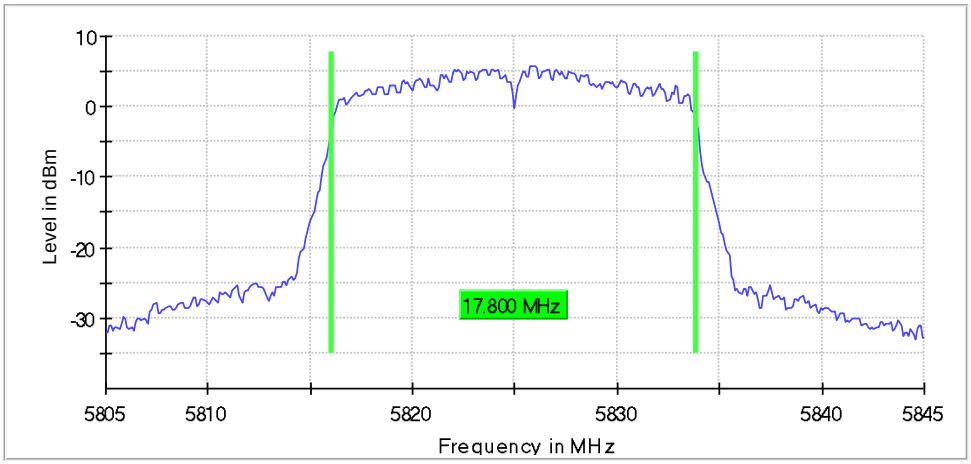

802.11n-HT40

26 dB Bandwidth

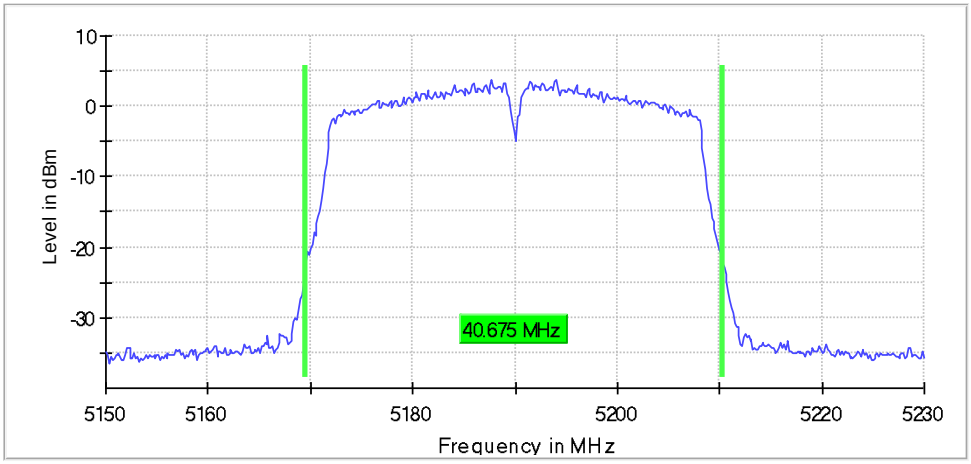

99 %Bandwidth

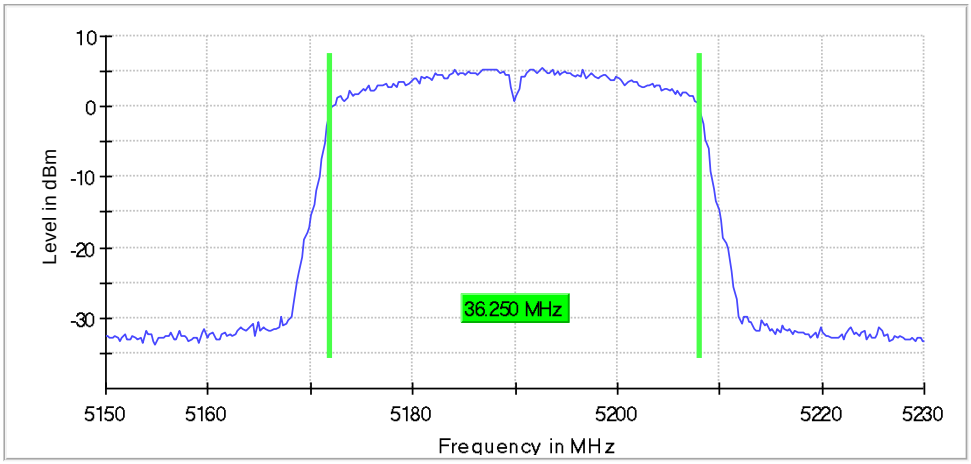

26 dB Bandwidth

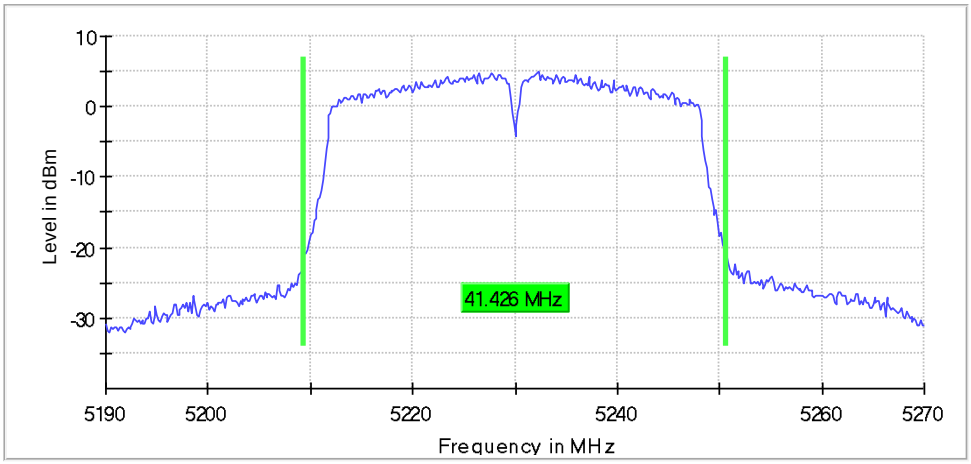

99 %Bandwidth

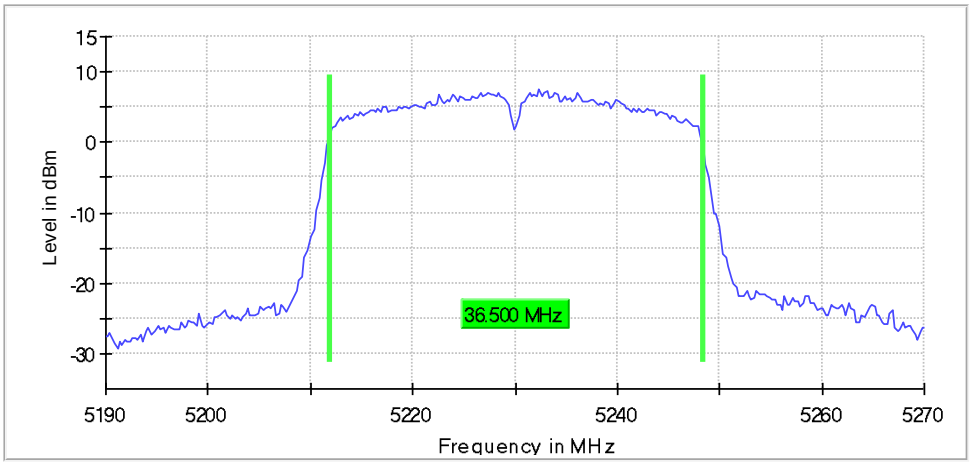

26 dB Bandwidth

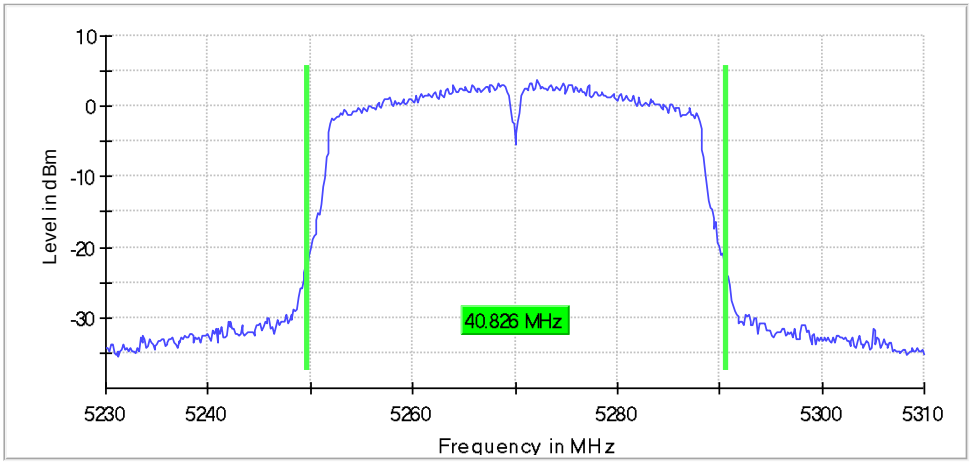

99 %Bandwidth

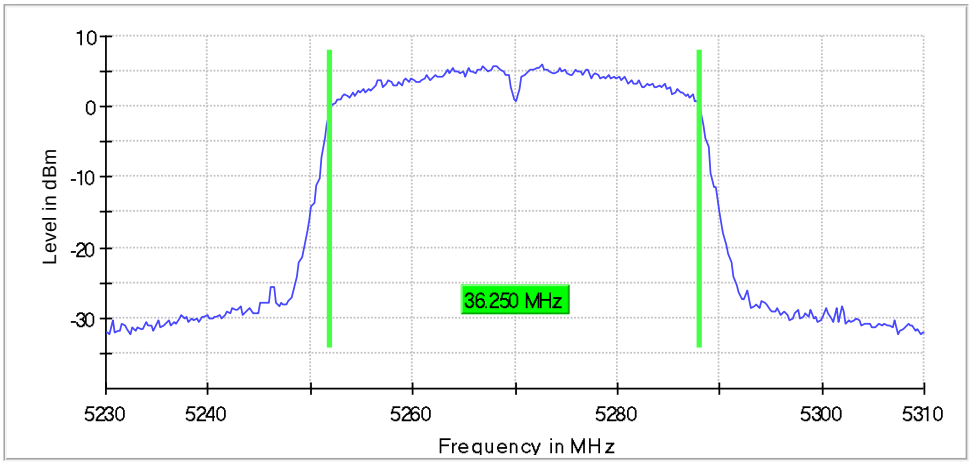

26 dB Bandwidth

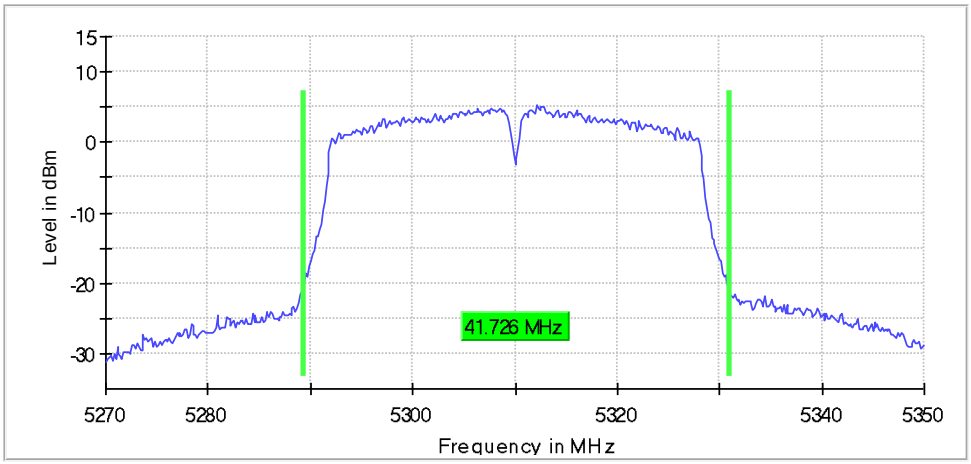

99 %Bandwidth

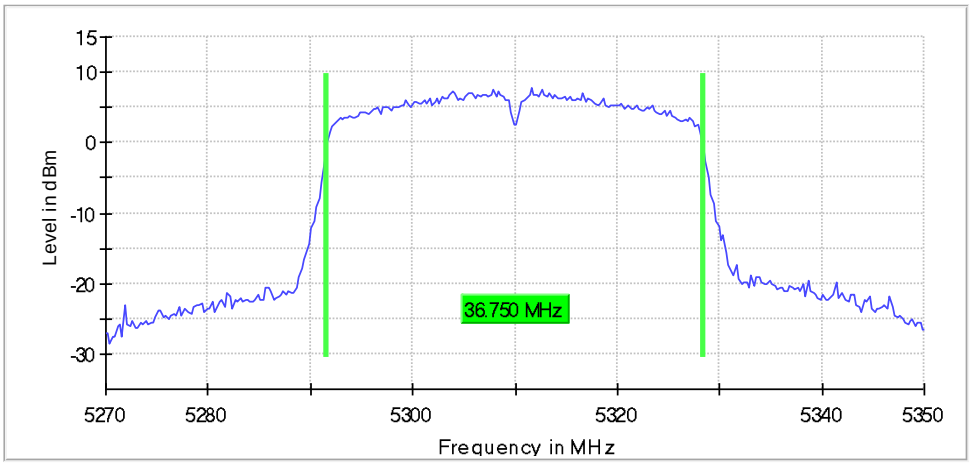

26 dB Bandwidth

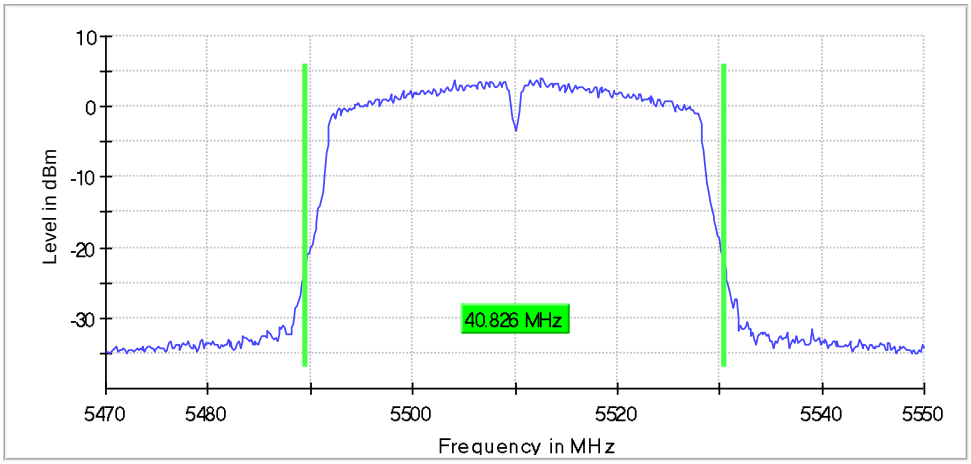

99 %Bandwidth

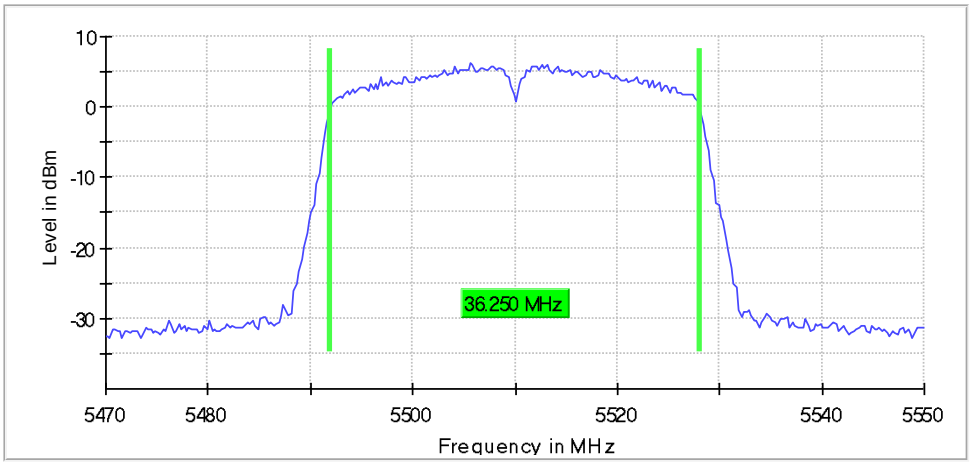

26 dB Bandwidth

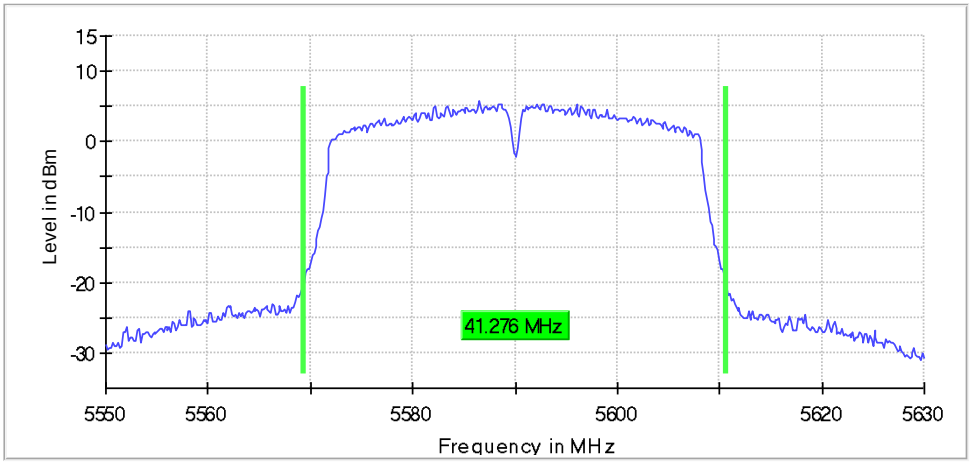

99 %Bandwidth

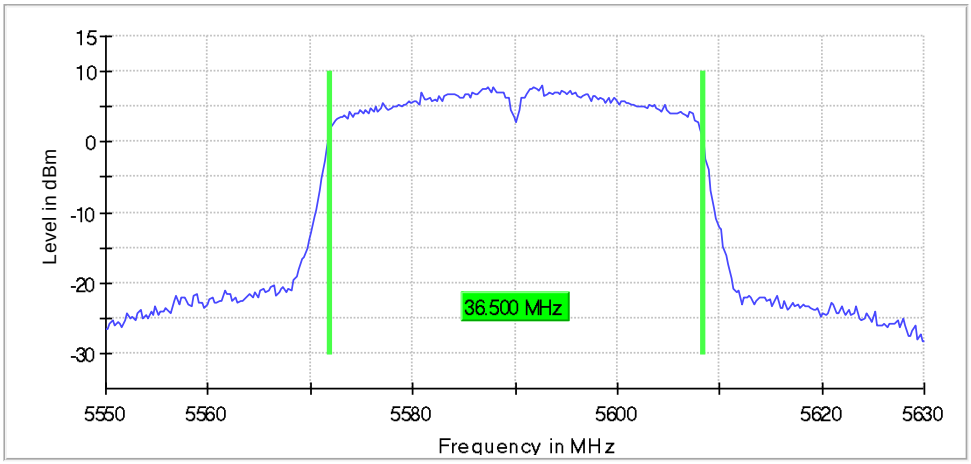

26 dB Bandwidth

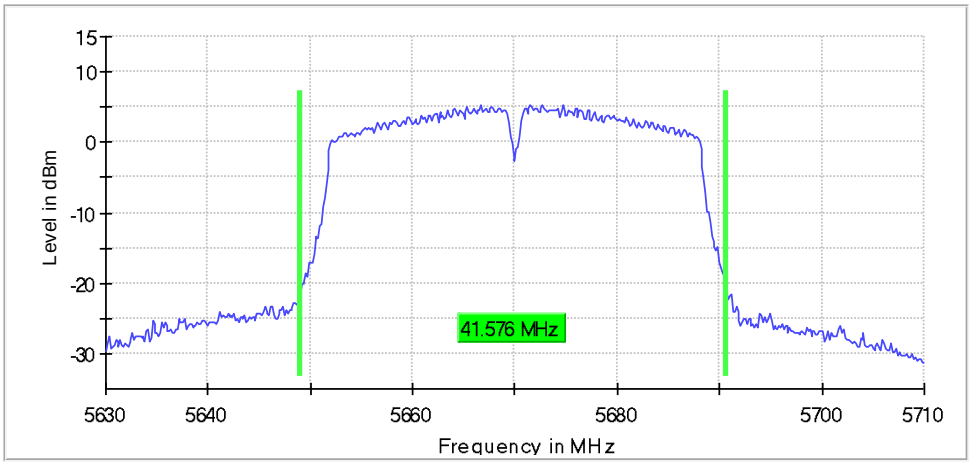

99 %Bandwidth

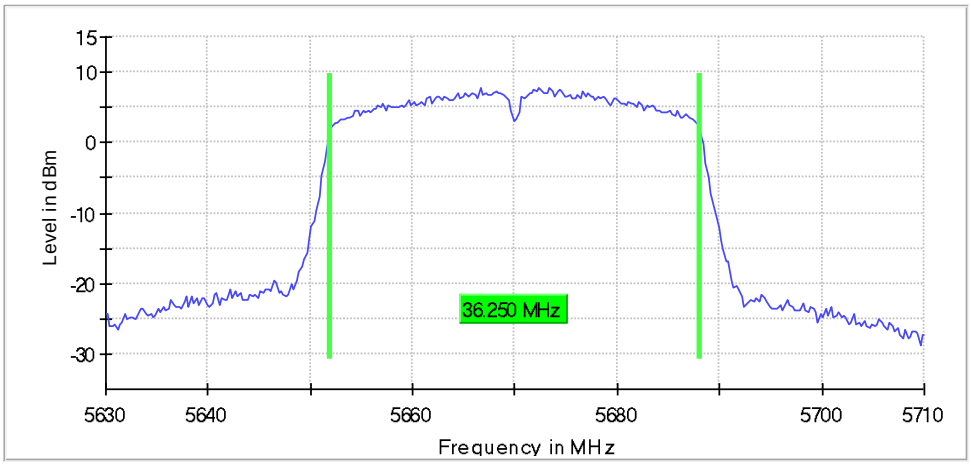

26 dB Bandwidth

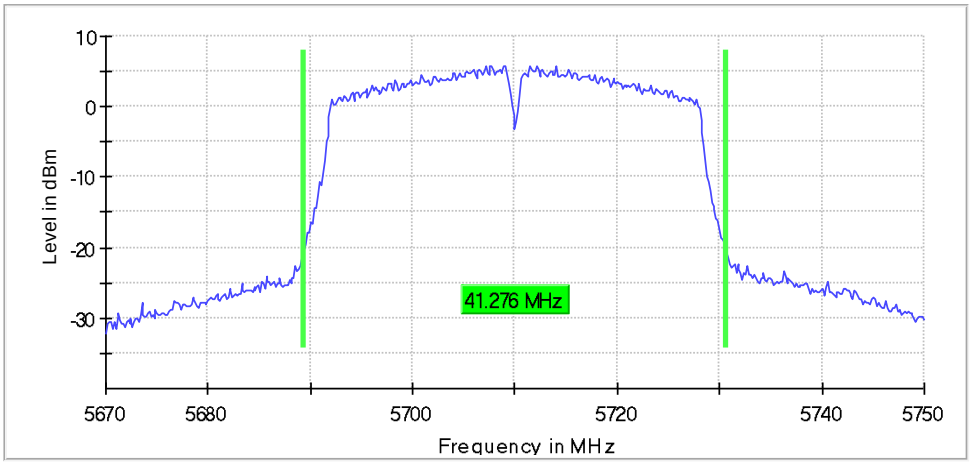

99 %Bandwidth

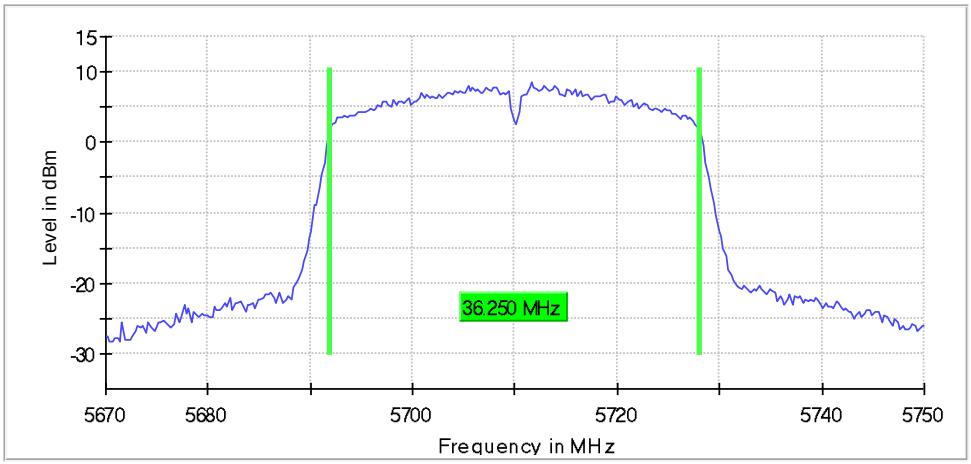

26 dB Bandwidth

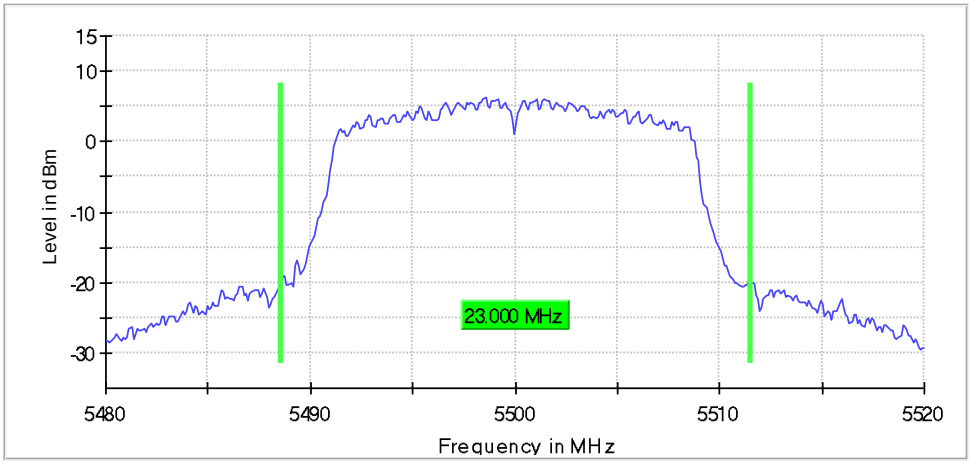

99 %Bandwidth

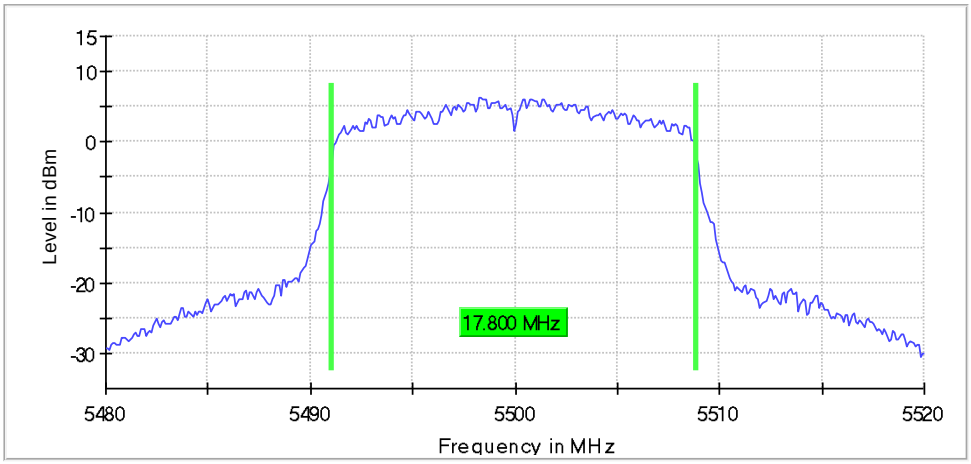

26 dB Bandwidth

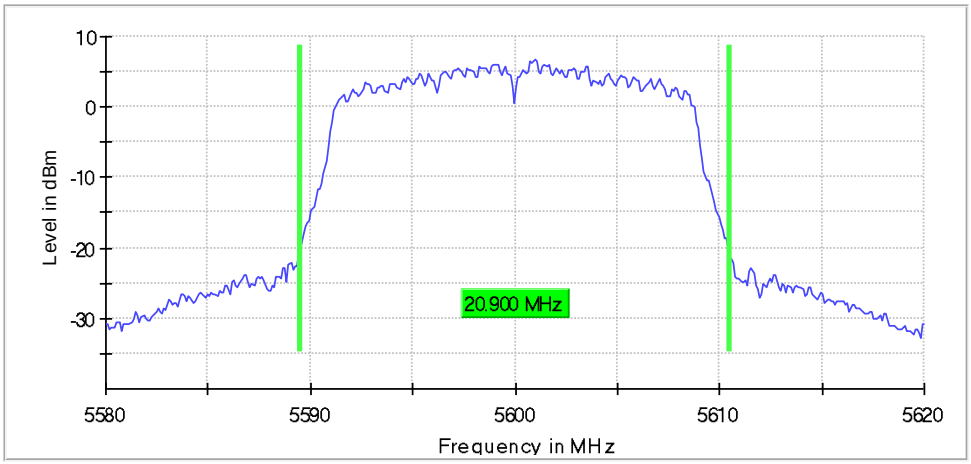

99 %Bandwidth

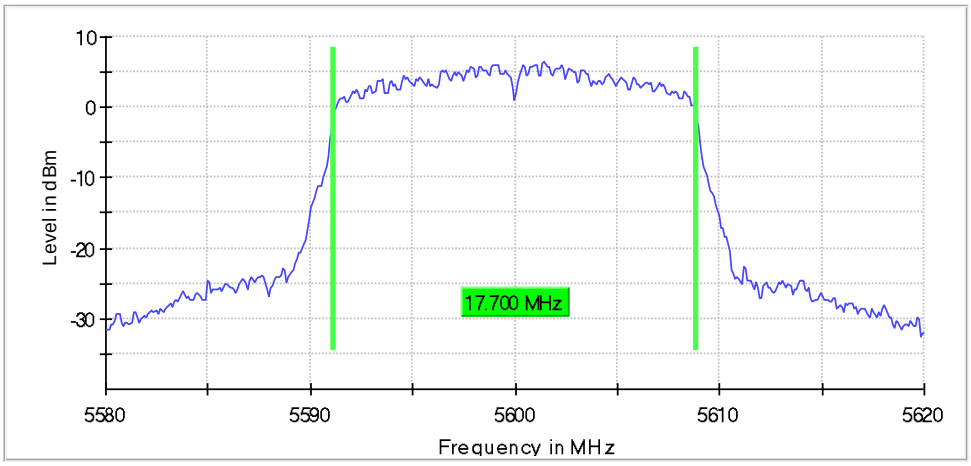

26 dB Bandwidth

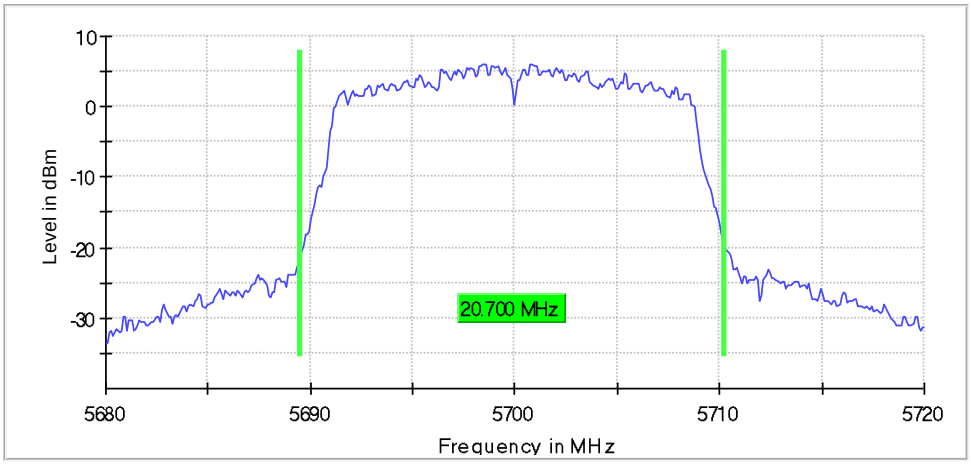

99 %Bandwidth

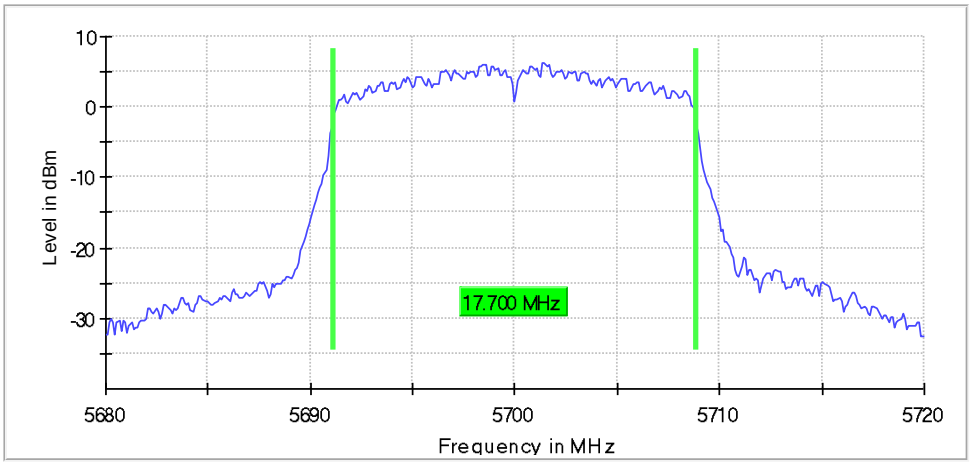

26 dB Bandwidth

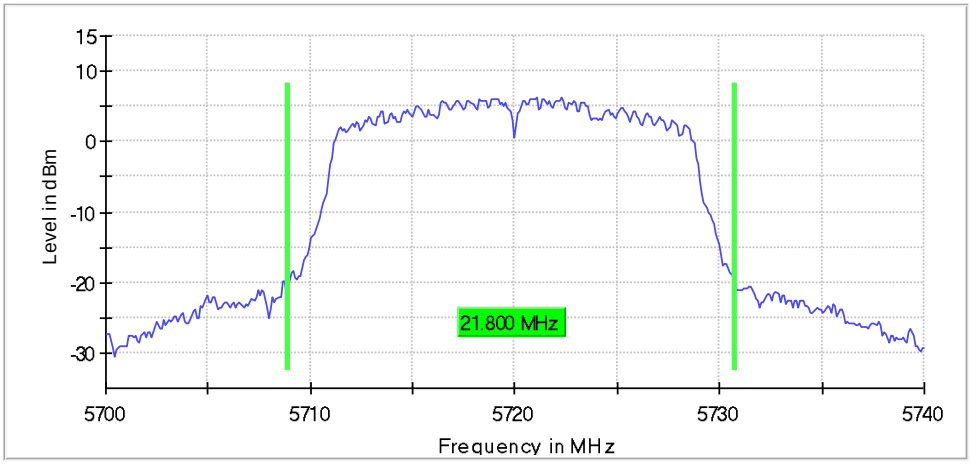

99 %Bandwidth

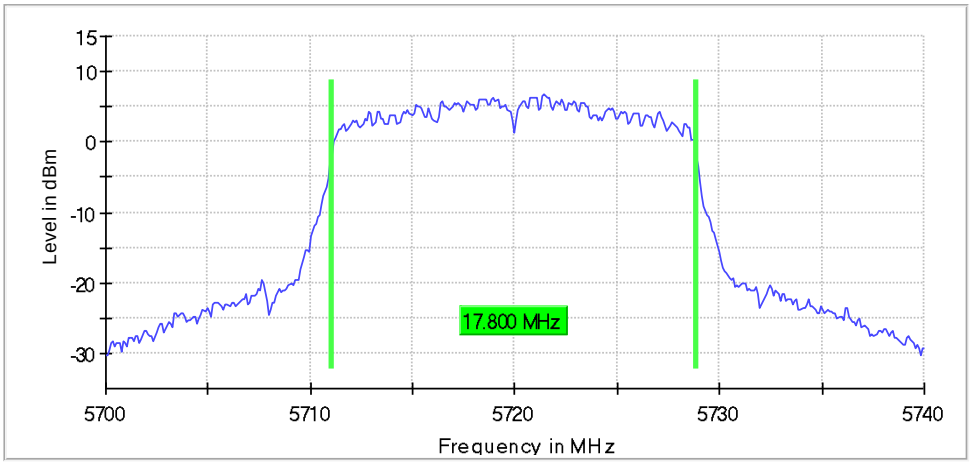

99 %Bandwidth

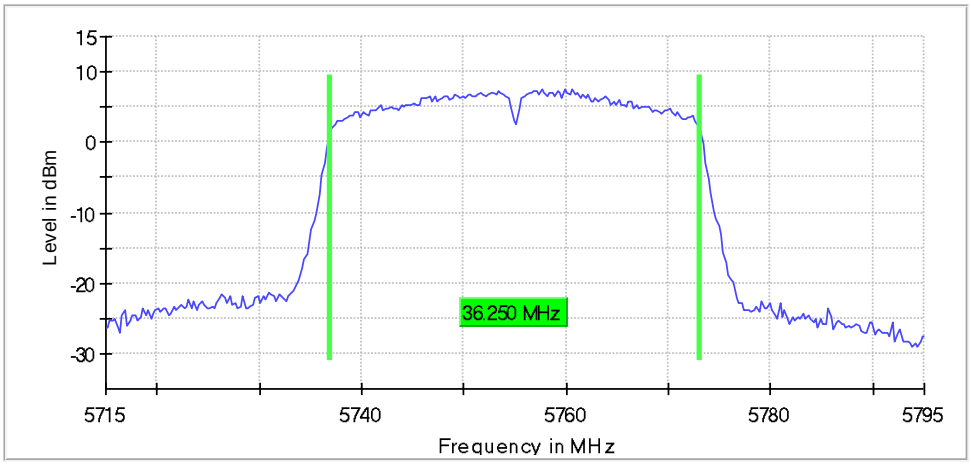

99 %Bandwidth

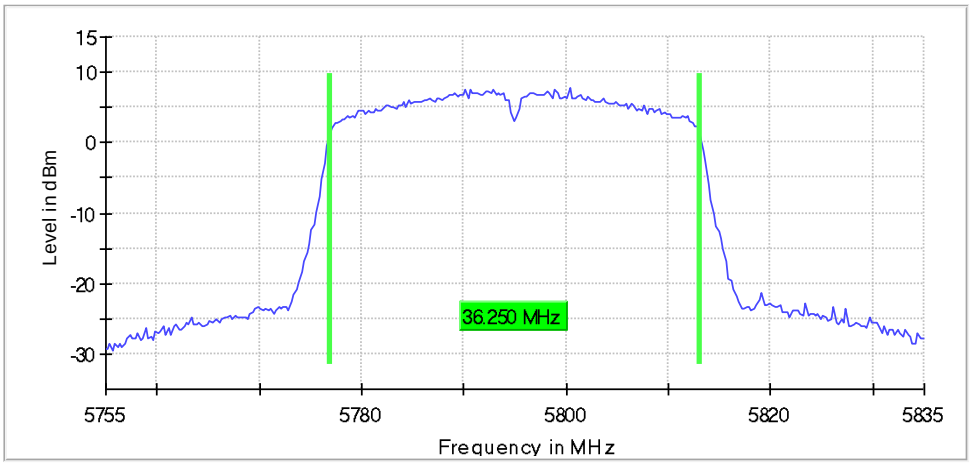

802.11ac40

26 dB Bandwidth

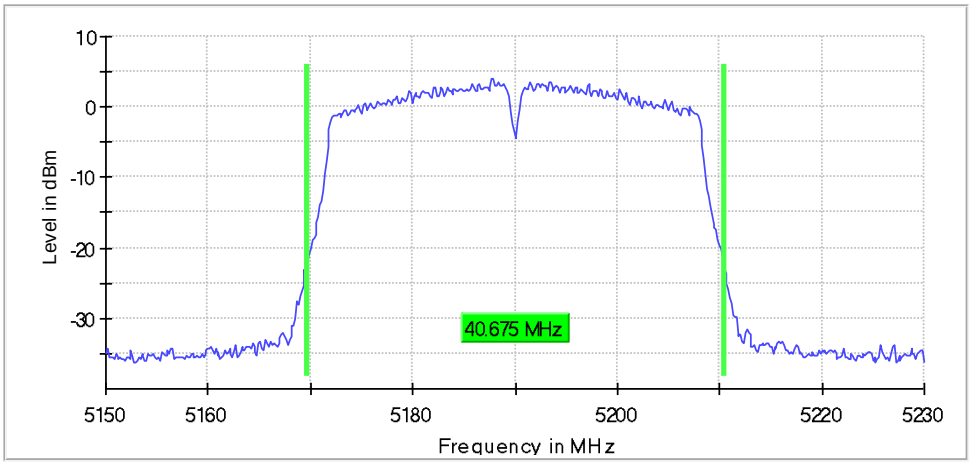

99 %Bandwidth

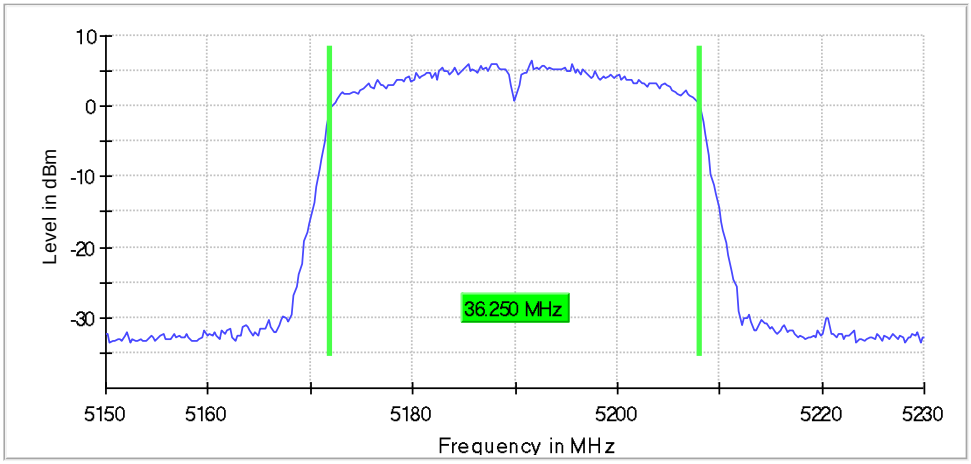

26 dB Bandwidth

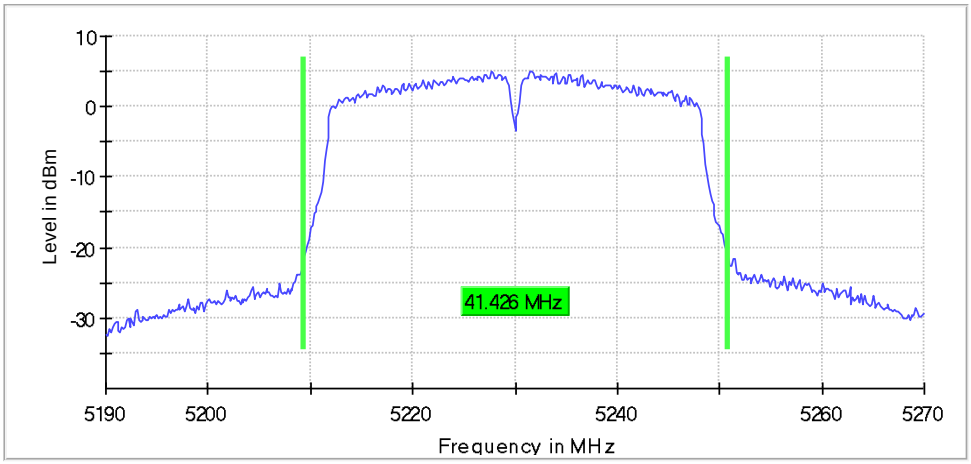

99 %Bandwidth

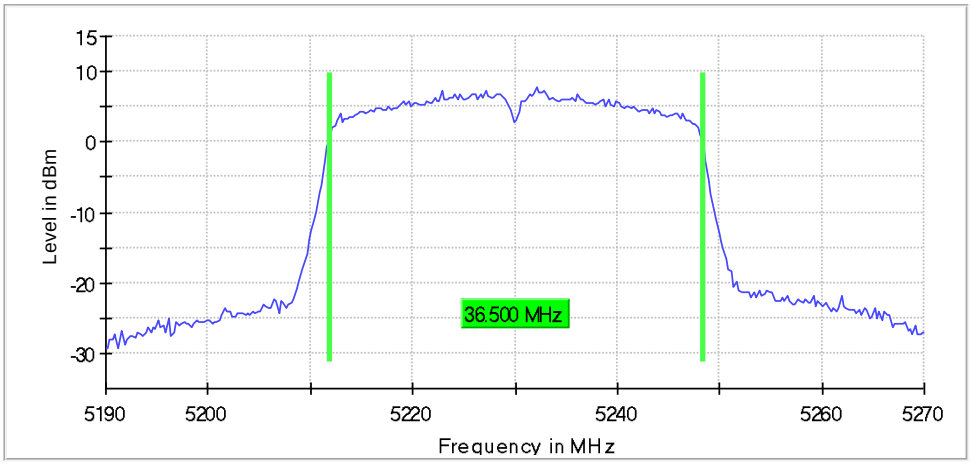

26 dB Bandwidth

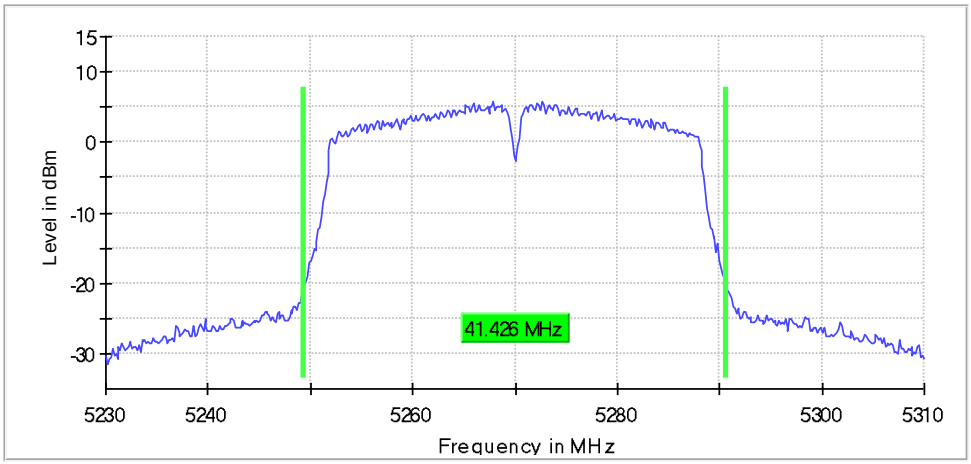

99 %Bandwidth

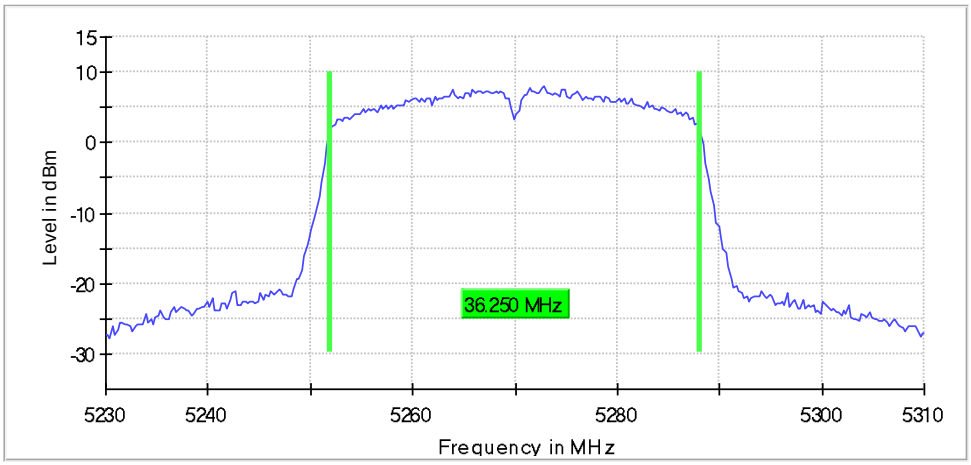

26 dB Bandwidth

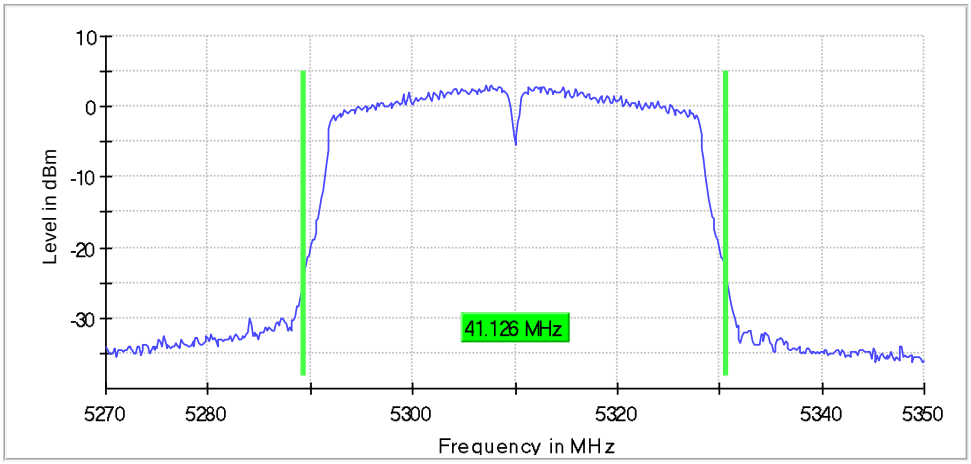

99 %Bandwidth

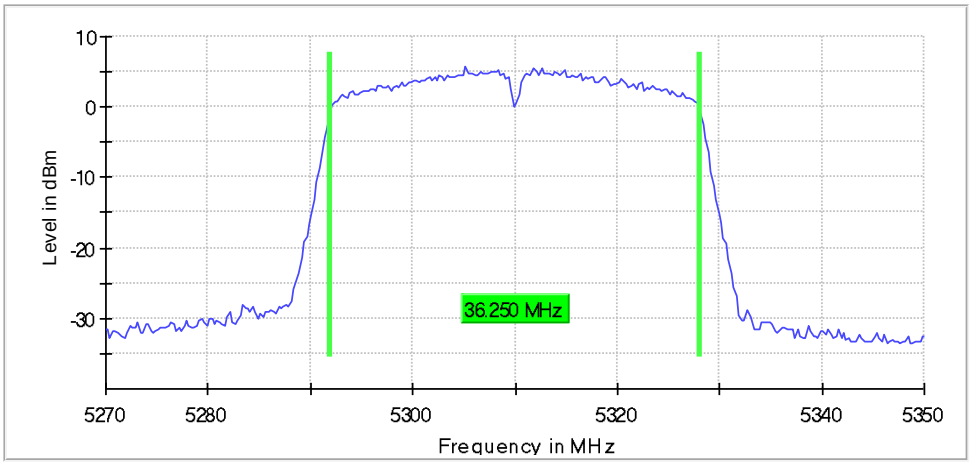

26 dB Bandwidth

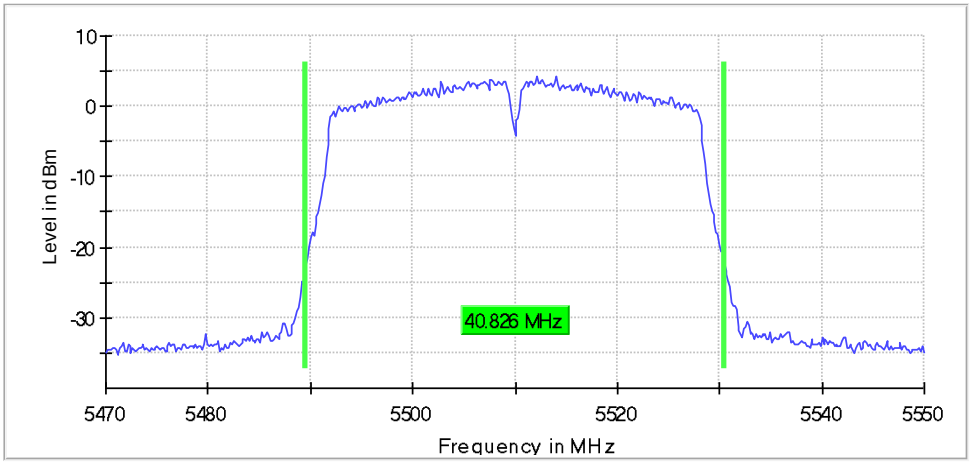

99 %Bandwidth

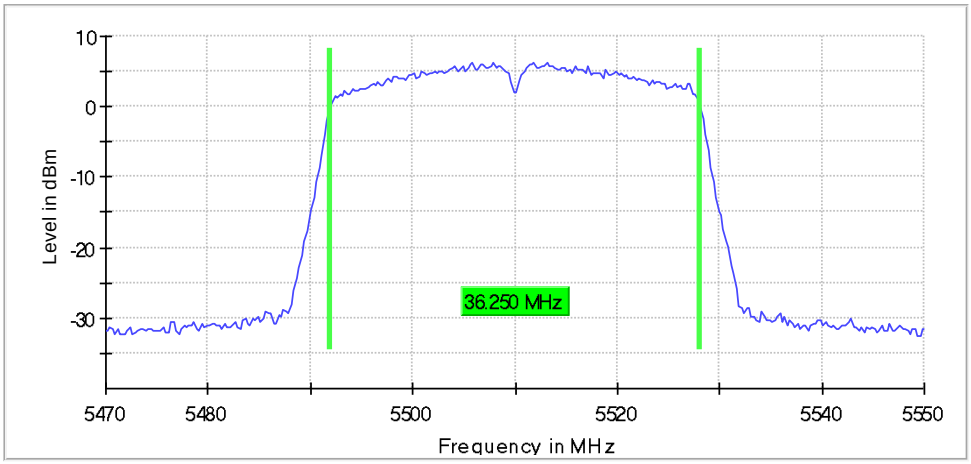

26 dB Bandwidth

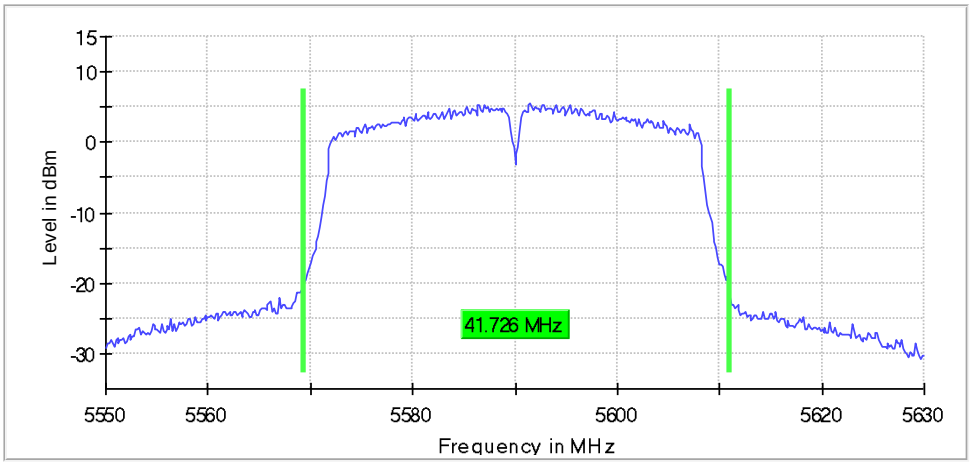

99 %Bandwidth

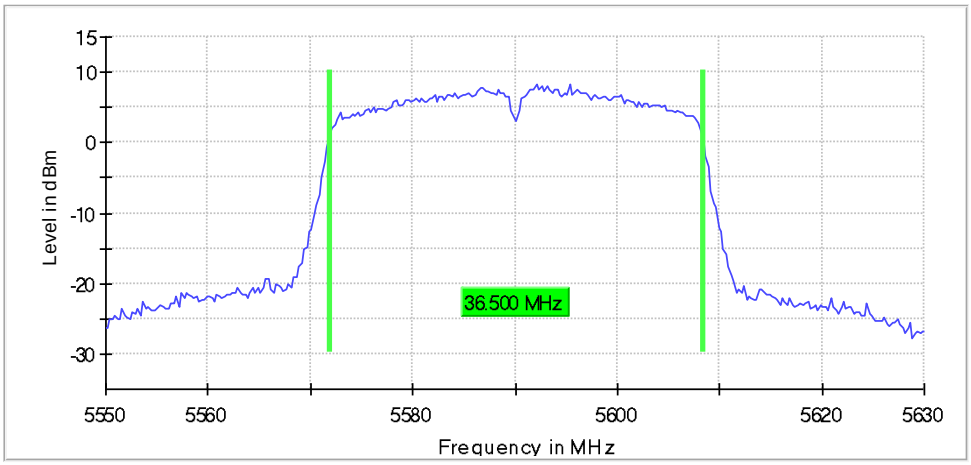

26 dB Bandwidth

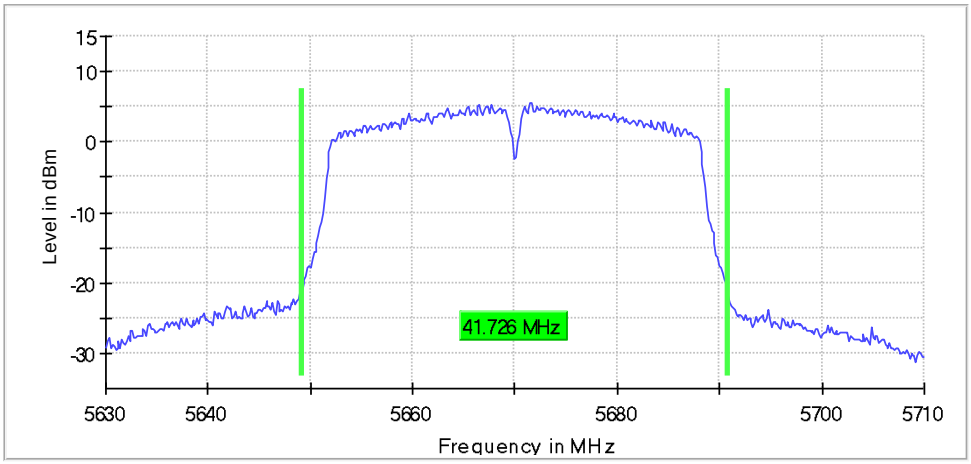

99 %Bandwidth

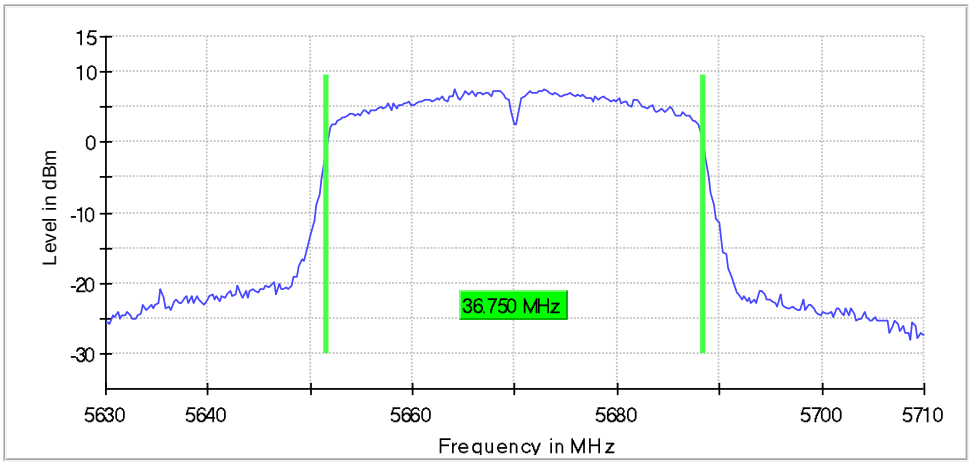

26 dB Bandwidth

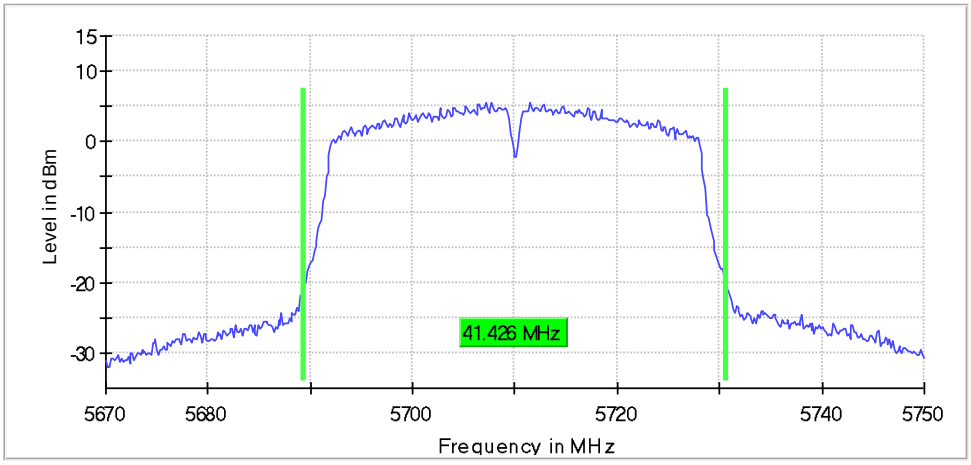

99 %Bandwidth

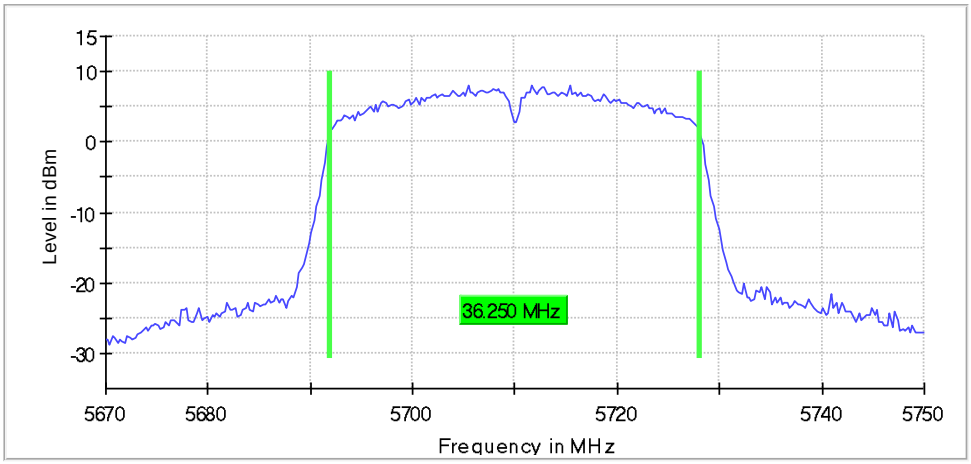

99 %Bandwidth

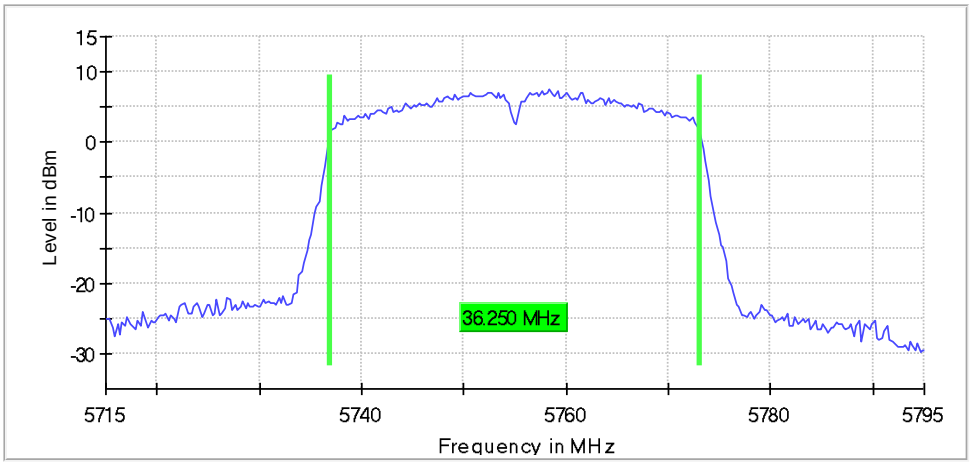

99 %Bandwidth

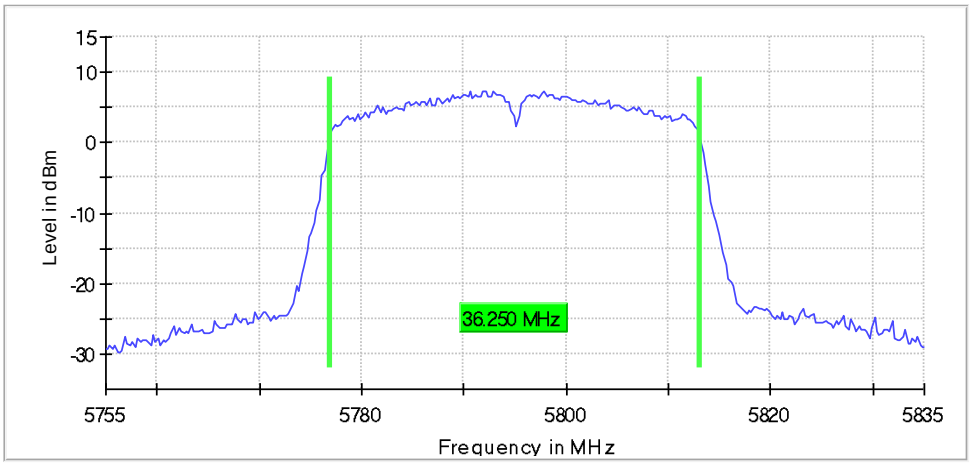

802.11ac80

26 dB Bandwidth

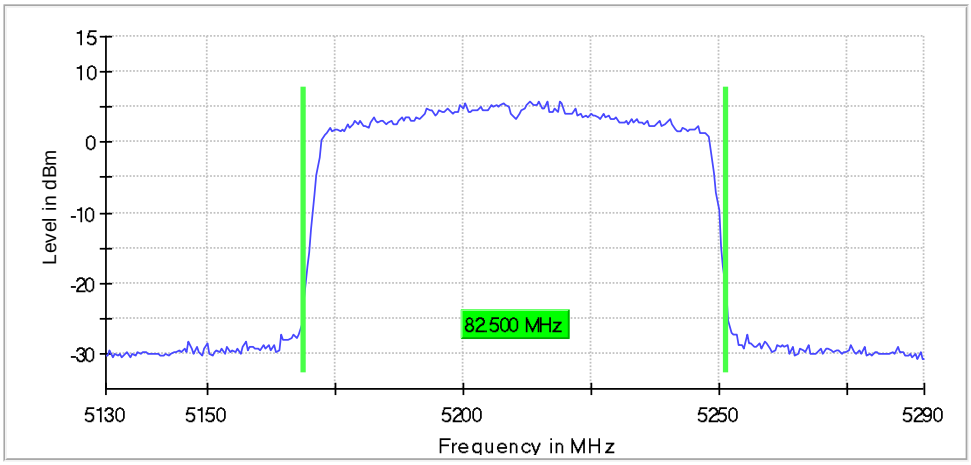

99 %Bandwidth

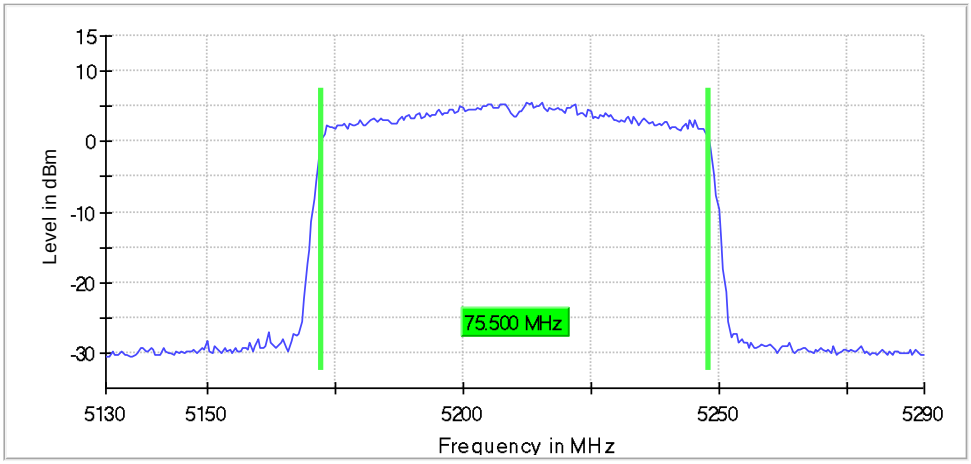

26 dB Bandwidth

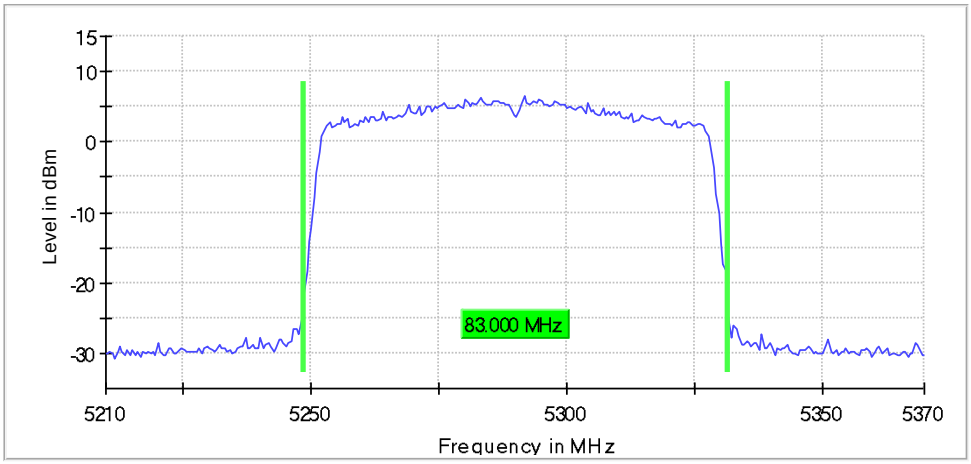

99 %Bandwidth

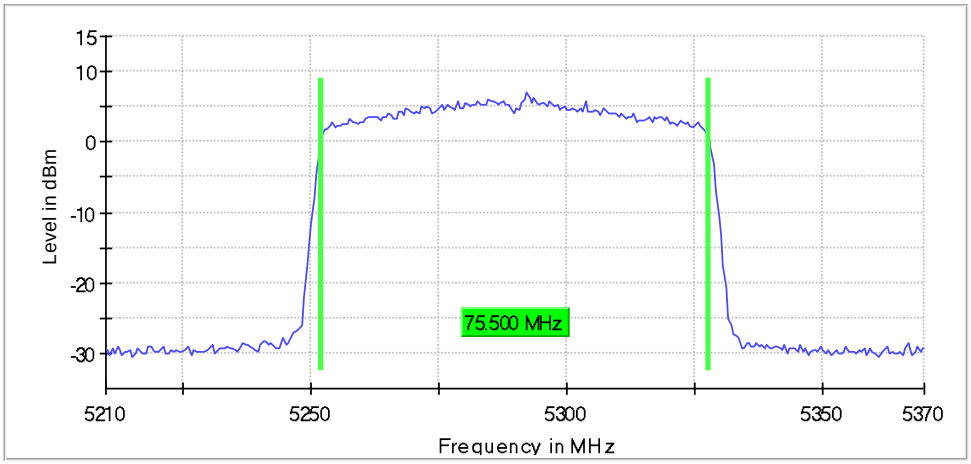

26 dB Bandwidth

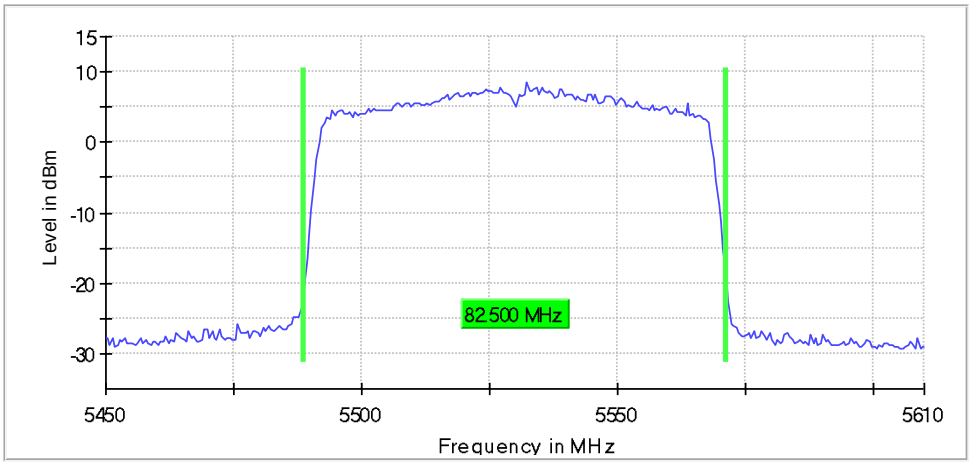

99 %Bandwidth

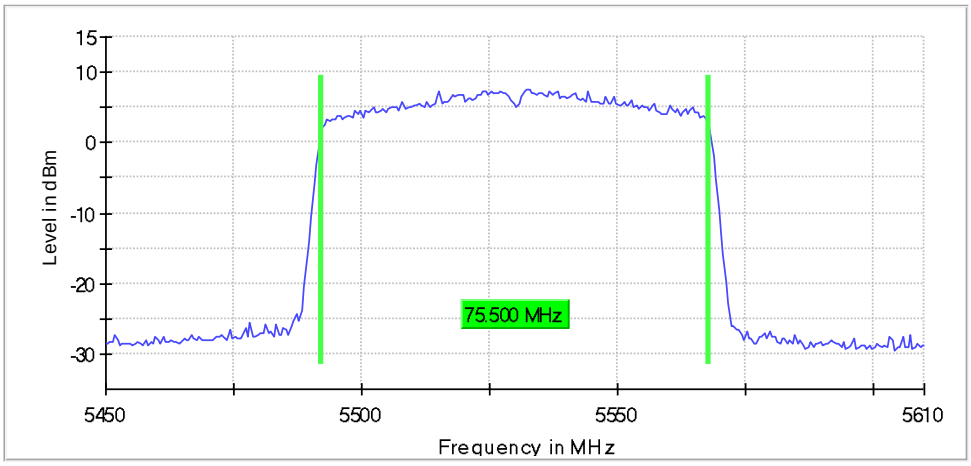

26 dB Bandwidth

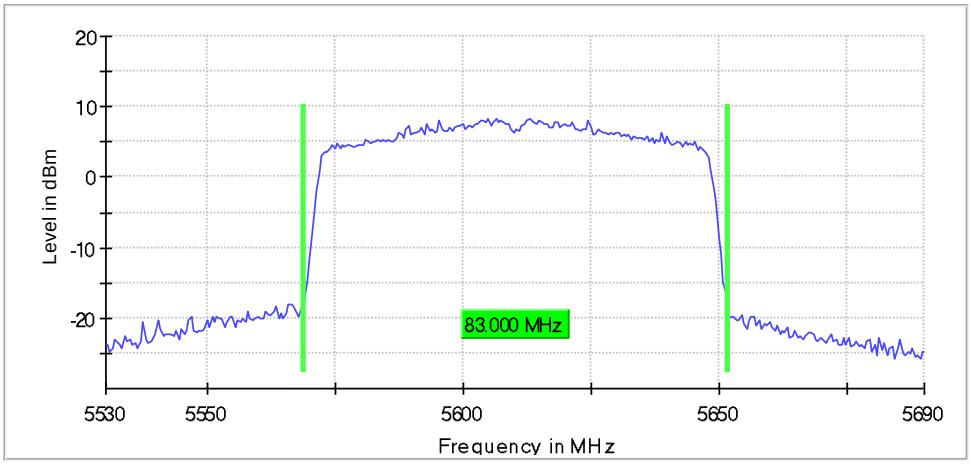

99 %Bandwidth

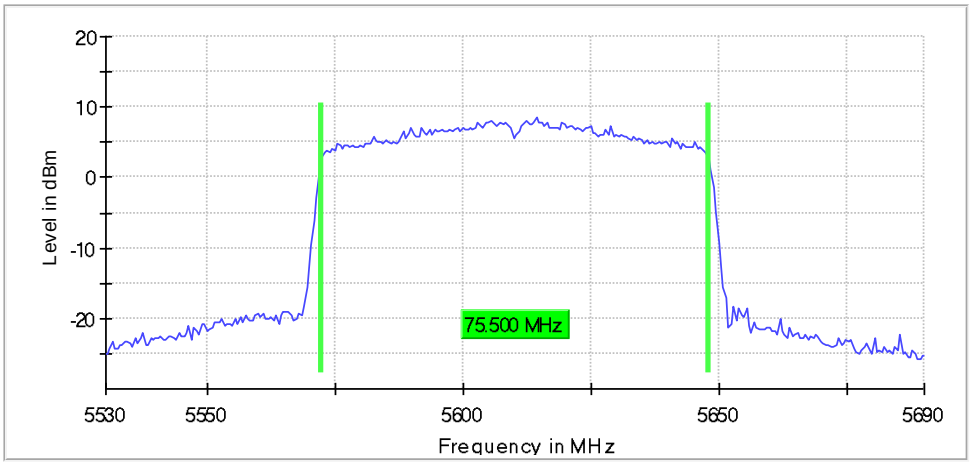

26 dB Bandwidth

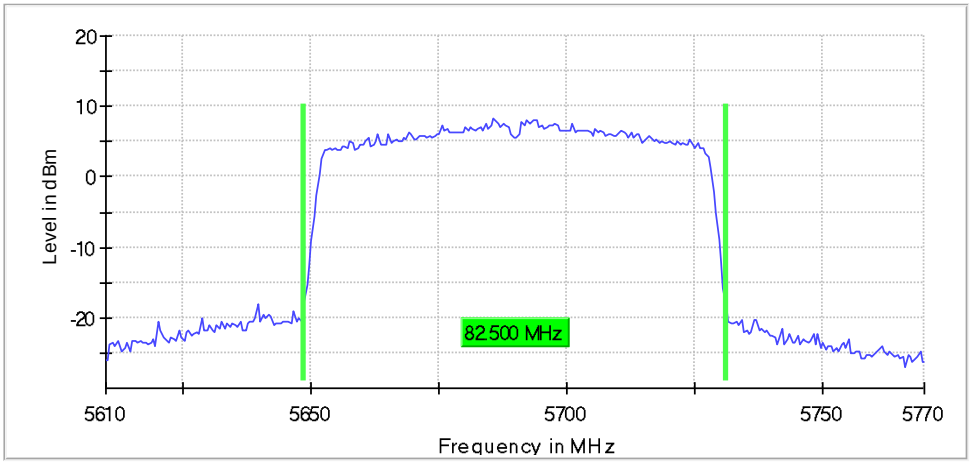

99 %Bandwidth

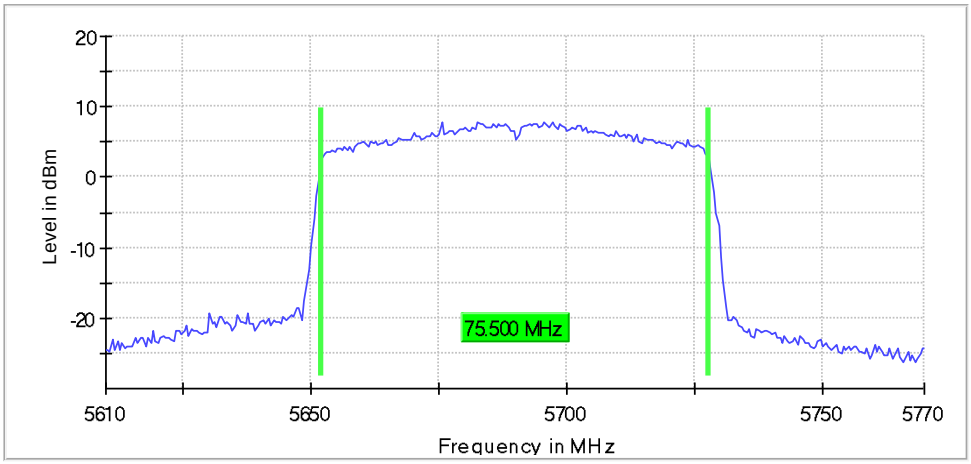

99 %Bandwidth

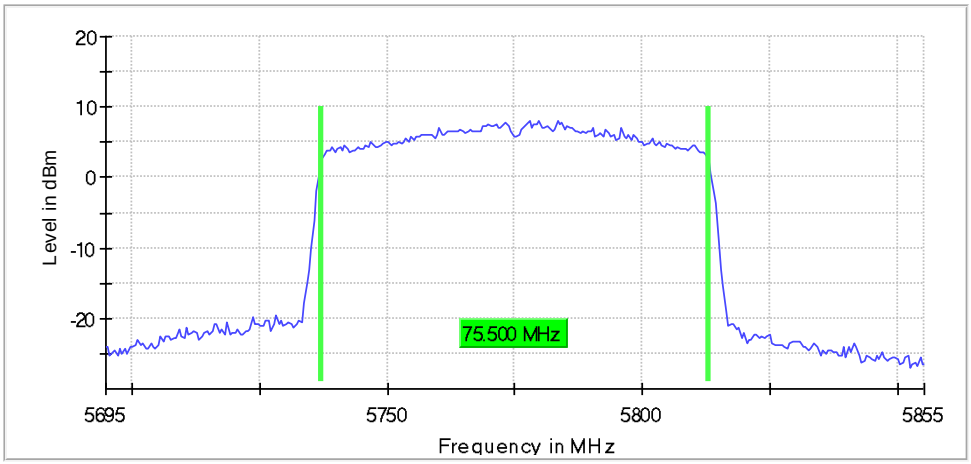

2. 6dB Bandwidth

2.1 Test Datas

Channel (mode)	Channel Frequency (MHz)	Emissions bandwidth 6dB Bandwidth (MHz)
149 (802.11a)	5745	16.450
157 (802.11a)	5785	16.400
165 (802.11a)	5825	16.450

Channel (mode)	Channel Frequency (MHz)	Emissions bandwidth 6dB Bandwidth (MHz)
149 (802.11n-HT20)	5745	17.700
157 (802.11n-HT20)	5785	17.650
165 (802.11n-HT20)	5825	17.700

Channel (mode)	Channel Frequency (MHz)	Emissions bandwidth 6dB Bandwidth (MHz)
149 (802.11ac20)	5745	17.650
157 (802.11ac20)	5785	17.650
165 (802.11ac20)	5825	17.650

Channel (mode)	Channel Frequency (MHz)	Emissions bandwidth 6dB Bandwidth (MHz)
151 (802.11n-HT40)	5755	36.400
159 (802.11n-HT40)	5795	36.400

Channel (mode)	Channel Frequency (MHz)	Emissions bandwidth 6dB Bandwidth (MHz)
151 (802.11ac40)	5755	36.400
159 (802.11ac40)	5795	36.300

Channel (mode)	Channel Frequency (MHz)	Emissions bandwidth 6dB Bandwidth (MHz)
155 (802.11ac80)	5775	76.350

2.2 Test Graphs

802.11a

6 dB Bandwidth

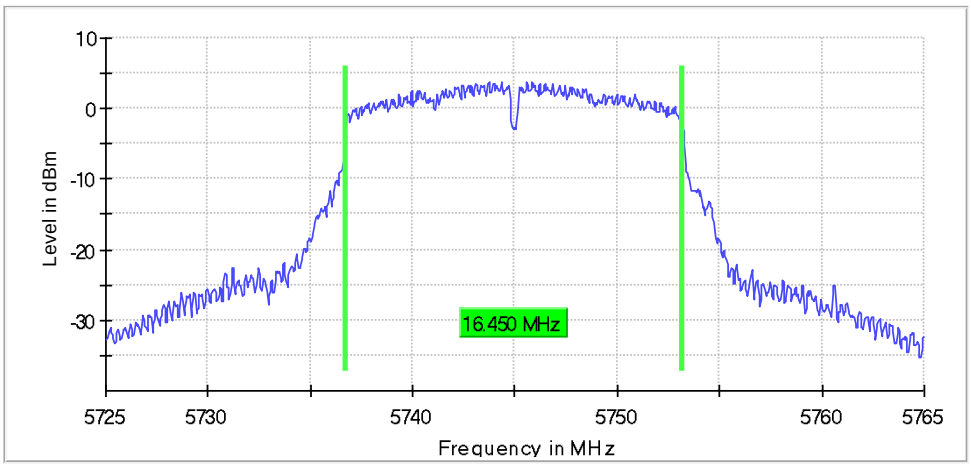

6 dB Bandwidth

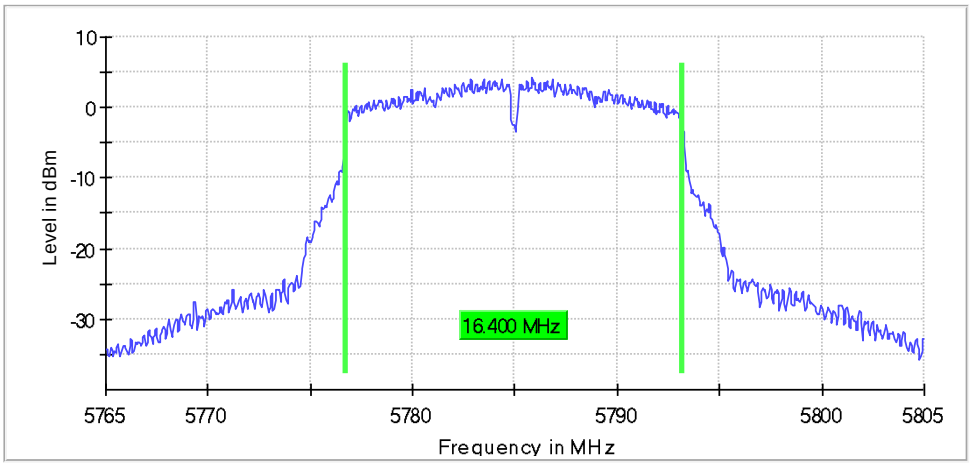

6 dB Bandwidth

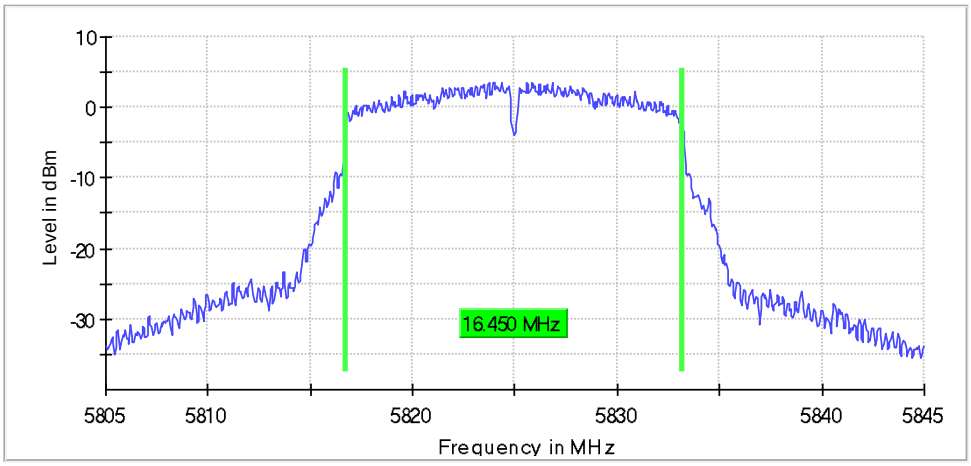

802.11n-HT20

6 dB Bandwidth

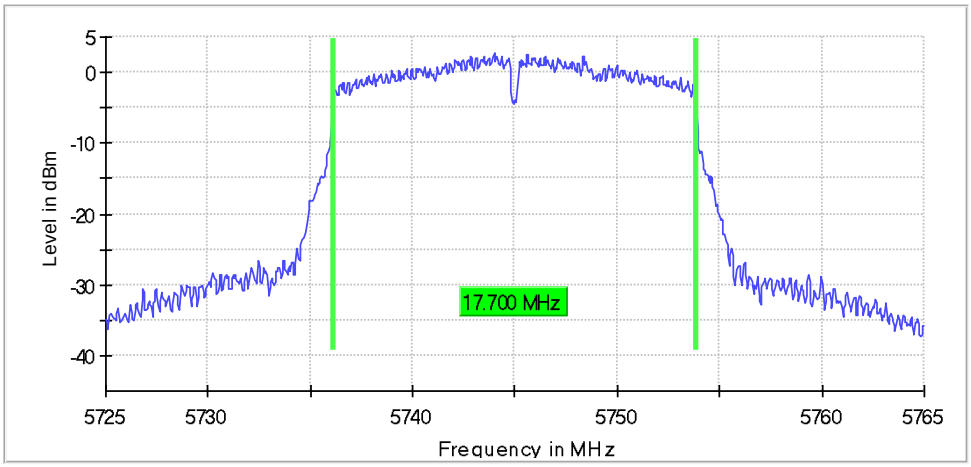

6 dB Bandwidth

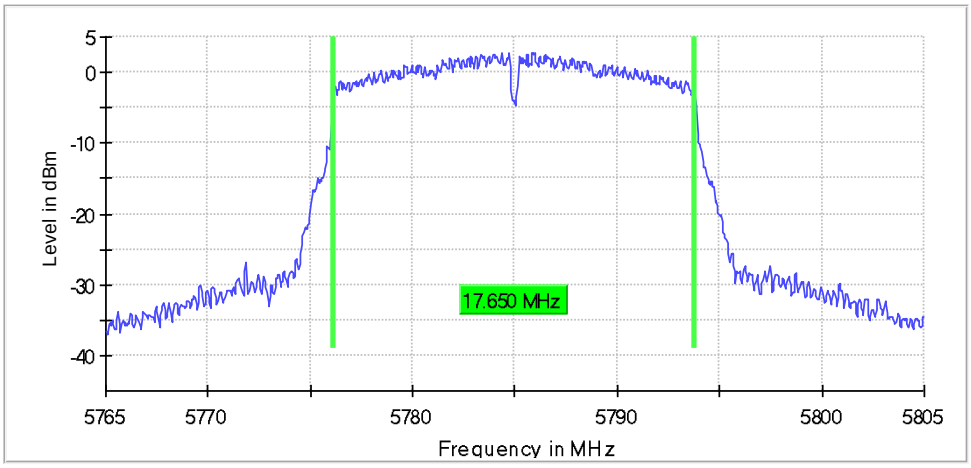

6 dB Bandwidth

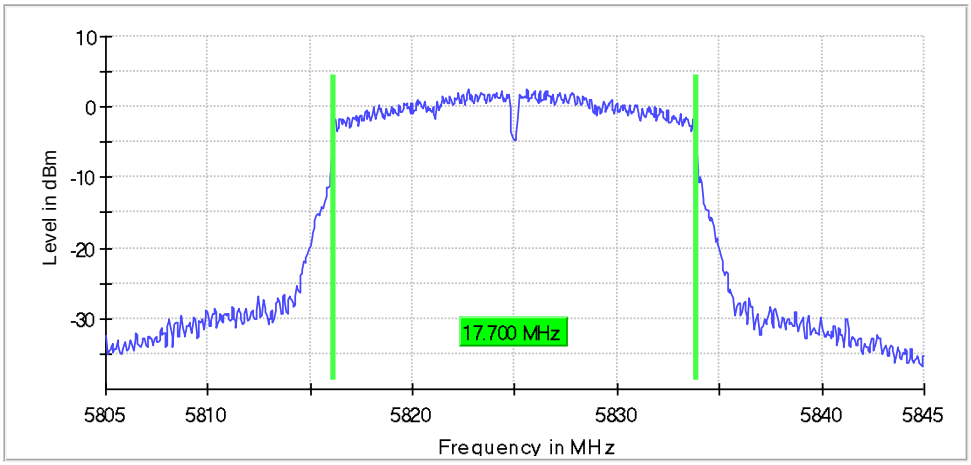

802.11ac20

6 dB Bandwidth

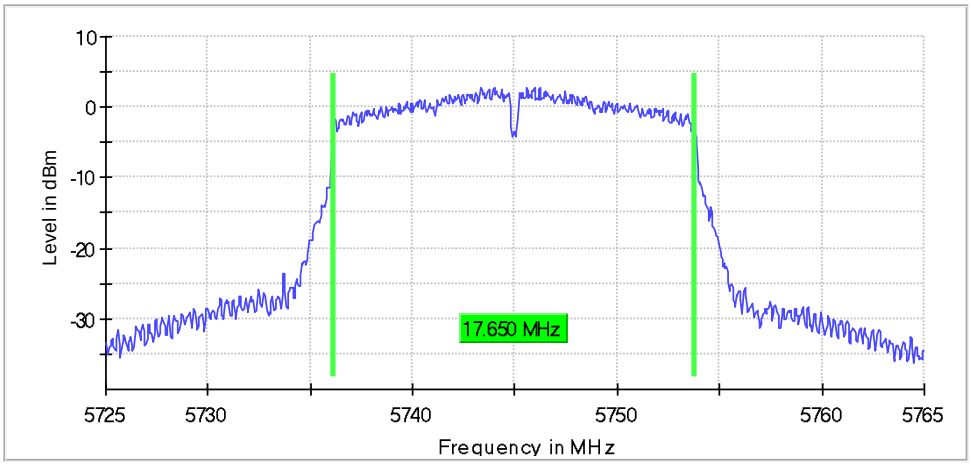

6 dB Bandwidth

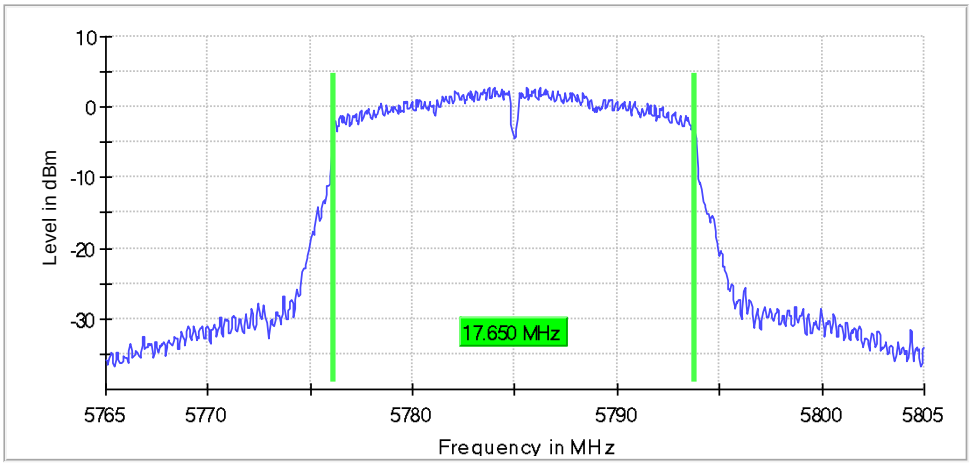

6 dB Bandwidth

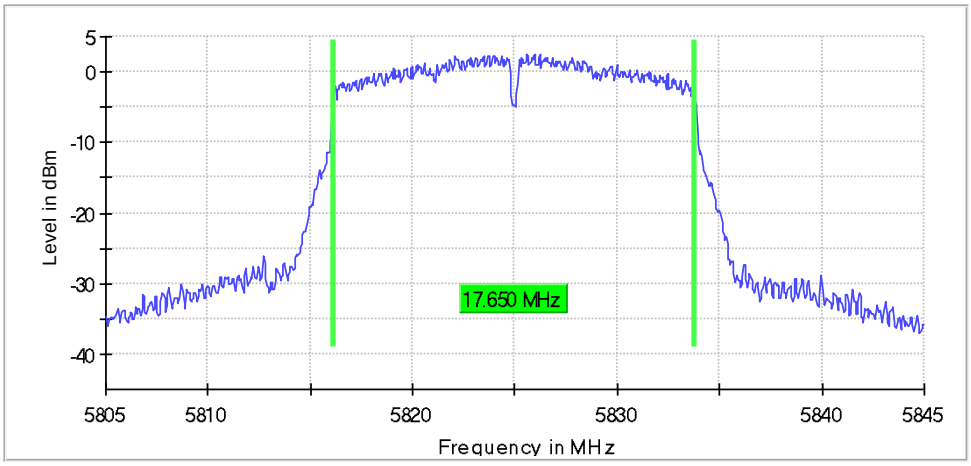

802.11n-HT40

6 dB Bandwidth

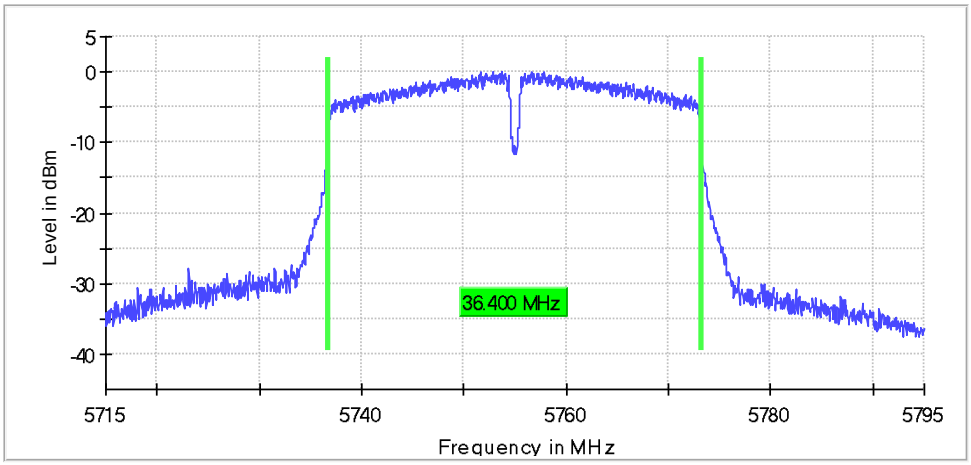

6 dB Bandwidth

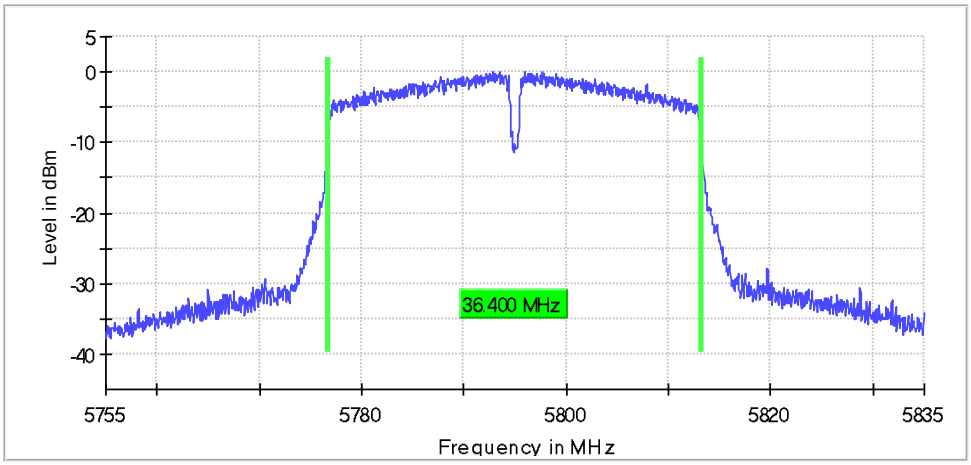

802.11ac40

6 dB Bandwidth

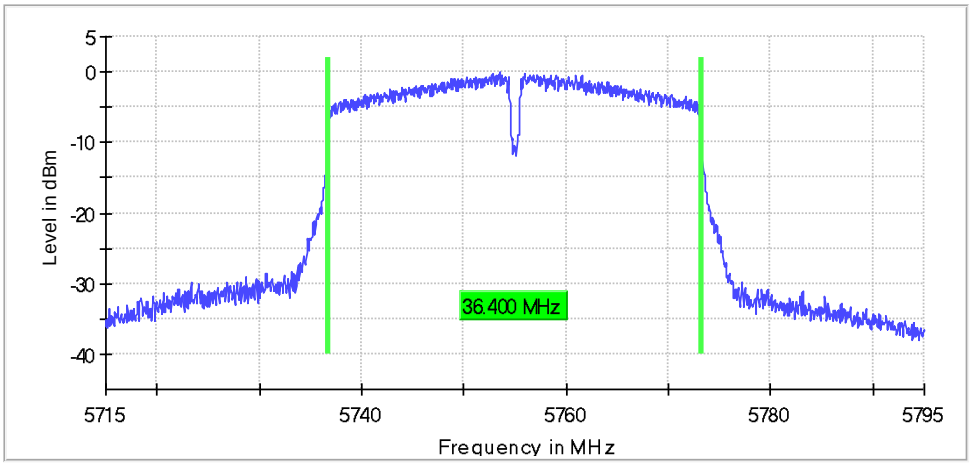

6 dB Bandwidth

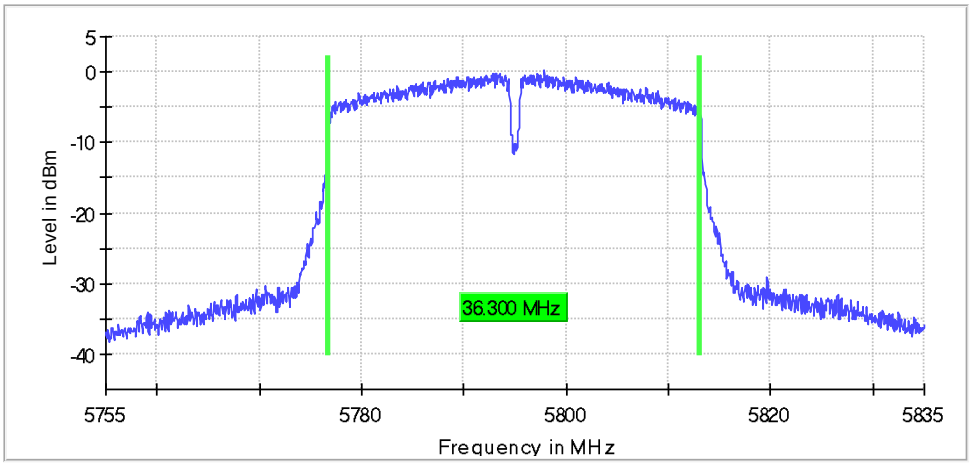

802.11ac80

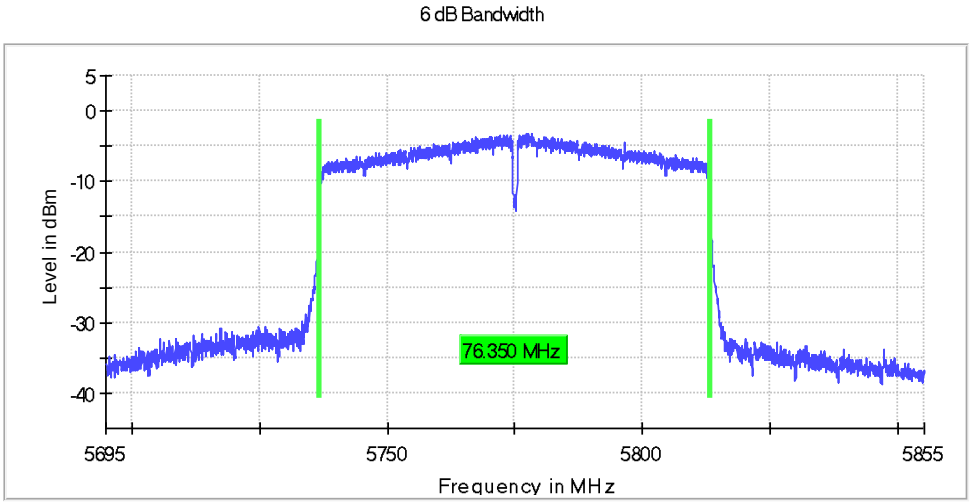
6 dB Bandwidth
5
0
-10
-20
-30
-40
Level in dBm
76.350 MHz
5695
5750
5800
5855
Frequency in MHz

3. Maximum output power

Note: 23.98dBm=250mW, 30dBm=1000mW.

Channel (mode)	Channel Frequency (MHz)	RF Output Power (dBm)		E.I.R.P. for IC (dBm)	FCC Limit (dBm)	IC E.I.R.P. Limit (dBm)	Result
		FCC	IC				
36 (802.11a)	5180	17.51	14.83	20.83	23.98	22.25	Pass
44 (802.11a)	5220	17.18	14.26	20.26	23.98	22.22	Pass
48 (802.11a)	5240	17.00	14.23	20.23	23.98	22.30	Pass
52 (802.11a)	5260	17.50	17.50	23.50	23.98	30	Pass
56 (802.11a)	5280	17.35	17.35	23.35	23.98	30	Pass
64 (802.11a)	5320	17.01	17.01	23.01	23.98	30	Pass
100 (802.11a)	5500	17.25	17.25	23.25	23.98	30	Pass
120 (802.11a)	5600	17.40	--	--	23.98	--	Pass
140 (802.11a)	5700	17.77	17.77	23.77	23.98	30	Pass
144 (802.11a)	5720	17.30	17.30	23.30	23.98	30	Pass
149 (802.11a)	5745	17.26	17.26	23.26	30	36	Pass
157 (802.11a)	5785	17.93	17.93	23.93	30	36	Pass
165 (802.11a)	5825	17.51	17.51	23.51	30	36	Pass

Channel (mode)	Channel Frequency (MHz)	RF Output Power (dBm)		E.I.R.P. of IC (dBm)	FCC Limit (dBm)	IC Limit (dBm)	Result
		FCC	IC				
36 (802.11n-HT20)	5180	16.68	14.60	20.60	23.98	22.50	Pass
44 (802.11n-HT20)	5220	16.35	14.11	20.11	23.98	22.50	Pass
48 (802.11n-HT20)	5240	16.10	14.16	20.16	23.98	22.50	Pass
52 (802.11n-HT20)	5260	16.58	16.58	22.58	23.98	30	Pass
56 (802.11n-HT20)	5280	16.20	16.20	22.20	23.98	30	Pass
64 (802.11n-HT20)	5320	16.15	16.15	22.15	23.98	30	Pass
100 (802.11n-HT20)	5500	16.51	16.51	22.51	23.98	30	Pass
120 (802.11n-HT20)	5600	16.35	--	--	23.98	--	Pass
140 (802.11n-HT20)	5700	16.66	16.66	22.66	23.98	30	Pass
144 (802.11n-HT20)	5720	16.65	16.65	22.65	23.98	30	Pass
149 (802.11n-HT20)	5745	16.37	16.37	22.37	30	36	Pass
157 (802.11n-HT20)	5785	16.84	16.84	22.84	30	36	Pass
165 (802.11n-HT20)	5825	16.52	16.52	22.52	30	36	Pass

Channel (mode)	Channel Frequency (MHz)	RF Output Power (dBm)		E.I.R.P. of IC (dBm)	FCC Limit (dBm)	IC Limit (dBm)	Result
		FCC	IC				
36 (802.11ac20)	5180	16.65	14.69	20.69	23.98	22.47	Pass
44 (802.11ac20)	5220	16.19	14.06	20.05	23.98	22.47	Pass
48 (802.11ac20)	5240	16.16	14.21	20.21	23.98	22.47	Pass
52 (802.11ac20)	5260	16.56	16.56	22.56	23.98	30	Pass
56 (802.11ac20)	5280	16.33	16.33	22.33	23.98	30	Pass
64 (802.11ac20)	5320	16.23	16.23	22.23	23.98	30	Pass
100 (802.11ac20)	5500	16.46	16.46	22.46	23.98	30	Pass
120 (802.11ac20)	5600	16.30	--	--	23.98	--	Pass
140 (802.11ac20)	5700	16.58	16.58	22.58	23.98	30	Pass
142 (802.11ac20)	5720	16.70	16.70	22.70	23.98	30	Pass
149 (802.11ac20)	5745	16.35	16.35	22.35	30	36	Pass
157 (802.11ac20)	5785	16.93	16.93	22.93	30	36	Pass
165 (802.11ac20)	5825	16.54	16.54	22.54	30	36	Pass

Channel (mode)	Channel Frequency (MHz)	RF Output Power (dBm)		E.I.R.P. of IC (dBm)	FCC Limit (dBm)	IC Limit (dBm)	Result
		FCC	IC				
38 (802.11n-HT40)	5190	15.06	15.06	21.06	23.98	23.00	Pass
46 (802.11n-HT40)	5230	16.63	16.63	22.63	23.98	23.00	Pass
54 (802.11n-HT40)	5270	16.69	16.69	22.69	23.98	30	Pass
62 (802.11n-HT40)	5310	15.86	15.86	21.86	23.98	30	Pass
102 (802.11n-HT40)	5510	14.69	14.69	20.69	23.98	30	Pass
118 (802.11n-HT40)	5590	16.31	--		23.98	--	Pass
134 (802.11n-HT40)	5670	16.39	16.39	22.39	23.98	30	Pass
142 (802.11n-HT40)	5710	16.58	16.58	22.58	23.98	30	Pass
151 (802.11n-HT40)	5755	16.68	16.68	22.68	30	36	Pass
159 (802.11n-HT40)	5795	16.96	16.96	22.96	30	36	Pass

Channel (mode)	Channel Frequency (MHz)	RF Output Power (dBm)		E.I.R.P. of IC (dBm)	FCC Limit (dBm)	IC Limit (dBm)	Result
		FCC	IC				
38 (802.11ac40)	5190	14.67	14.67	20.67	23.98	23.00	Pass
46 (802.11ac40)	5230	16.18	16.18	22.18	23.98	23.00	Pass
54 (802.11ac40)	5270	16.57	16.57	22.57	23.98	30	Pass
62 (802.11ac40)	5310	14.36	14.36	20.36	23.98	30	Pass
102 (802.11ac40)	5510	14.82	14.82	20.82	23.98	30	Pass
118 (802.11ac40)	5590	16.09	--	--	23.98	--	Pass
134 (802.11ac40)	5670	16.38	16.38	22.38	23.98	30	Pass
142 (802.11ac40)	5710	16.63	16.63	22.63	23.98	30	Pass
151 (802.11ac40)	5755	16.59	16.59	22.59	30	36	Pass
159 (802.11ac40)	5795	16.87	16.87	22.87	30	36	Pass

Channel (mode)	Channel Frequency (MHz)	RF Output Power (dBm)		E.I.R.P. of IC (dBm)	FCC Limit (dBm)	IC Limit (dBm)	Result
		FCC	IC				
42 (802.11ac80)	5210	13.97	13.97	19.97	23.98	23.00	Pass
58 (802.11ac80)	5290	14.45	14.45	20.45	23.98	30	Pass
106 (802.11ac80)	5530	15.45	15.45	21.45	23.98	30	Pass
122 (802.11ac80)	5610	16.08	--	--	23.98	--	Pass
138 (802.11ac80)	5690	16.19	16.19	22.19	23.98	30	Pass
155 (802.11ac80)	5775	16.20	16.20	22.20	30	36	Pass

4. Power Spectral Density

4.1 Test Datas

Channel (mode)	Channel Frequency (MHz)	Power Spectral Density (dBm/MHz)		FCC Limit (dBm/MHz)	IC Limit (dBm/MHz**)	Result
		FCC	IC*			
36 (802.11a)	5180	6.03	9.90	11	10	Pass
44 (802.11a)	5220	6.00	9.55	11	10	Pass
48 (802.11a)	5240	5.73	9.33	11	10	Pass
52 (802.11a)	5260	6.49	6.49	11	11	Pass
60 (802.11a)	5300	6.50	6.50	11	11	Pass
64 (802.11a)	5320	6.14	6.14	11	11	Pass
100 (802.11a)	5500	6.19	6.19	11	11	Pass
120 (802.11a)	5600	6.71	--	11	--	Pass
140 (802.11a)	5700	6.71	6.71	11	11	Pass
142 (802.11a)	5720	6.36	6.36	11	11	Pass

*The measurement power spectral density for U-NII-1 band is the e.i.r.p. spectral density, for U-NII-2A/2C/3 is the conducted spectral density.
**For U-NII-1 band the limit is the e.i.r.p. spectral density, for U-NII-2A/2C/3 is the conducted spectral density.

Channel (mode)	Channel Frequency (MHz)	Power Spectral Density	Limit (dBm/500KHz)	Result
		dBm/500KHz		
149 (802.11a)	5745	3.49	30	Pass
157 (802.11a)	5785	4.04	30	Pass
165 (802.11a)	5825	3.70	30	Pass

Channel (mode)	Channel Frequency (MHz)	Power Spectral Density (dBm/MHz)		FCC Limit (dBm/MHz)	IC Limit (dBm/MHz**)	Result
		FCC	IC*			
36 (802.11n-HT20)	5180	5.43	9.44	11	10	Pass
44 (802.11n-HT20)	5220	5.22	9.25	11	10	Pass
48 (802.11n-HT20)	5240	4.85	9.12	11	10	Pass
52 (802.11n-HT20)	5260	5.54	5.54	11	11	Pass
60 (802.11n-HT20)	5300	5.21	5.21	11	11	Pass
64 (802.11n-HT20)	5320	5.18	5.18	11	11	Pass
100 (802.11n-HT20)	5500	5.48	5.48	11	11	Pass
120 (802.11n-HT20)	5600	5.48	--	11	--	Pass
140 (802.11n-HT20)	5700	5.43	5.43	11	11	Pass
142 (802.11n-HT20)	5720	5.60	5.60	11	11	Pass

*The measurement power spectral density for U-NII-1 band is the e.i.r.p. spectral density, for U-NII-2A/2C/3 is the conducted spectral density.
**For U-NII-1 band the limit is the e.i.r.p. spectral density, for U-NII-2A/2C/3 is the conducted spectral density.

Channel (mode)	Channel Frequency (MHz)	Power Spectral Density dBm/500KHz	Limit (dBm/500KHz)	Result
149 (802.11n-HT20)	5745	2.68	30	Pass
157 (802.11n-HT20)	5785	2.78	30	Pass
165 (802.11n-HT20)	5825	2.57	30	Pass

Channel (mode)	Channel Frequency (MHz)	Power Spectral Density (dBm/MHz)		FCC Limit (dBm/MHz)	IC Limit (dBm/MHz**)	Result
		FCC	IC*			
36 (802.11ac20)	5180	5.32	9.53	11	10	Pass
44 (802.11ac20)	5220	4.95	9.16	11	10	Pass
48 (802.11ac20)	5240	4.80	9.17	11	10	Pass
52 (802.11ac20)	5260	5.50	5.50	11	11	Pass
60 (802.11ac20)	5300	5.38	5.38	11	11	Pass
64 (802.11ac20)	5320	5.23	5.23	11	11	Pass
100 (802.11ac20)	5500	5.45	5.45	11	11	Pass
120 (802.11ac20)	5600	5.71	--	11	--	Pass
140 (802.11ac20)	5700	5.52	5.52	11	11	Pass
142 (802.11ac20)	5720	5.64	5.64	11	11	Pass

*The measurement power spectral density for U-NII-1 band is the e.i.r.p. spectral density, for U-NII-2A/2C/3 is the conducted spectral density.
**For U-NII-1 band the limit is the e.i.r.p. spectral density, for U-NII-2A/2C/3 is the conducted spectral density.

Channel (mode)	Channel Frequency (MHz)	Power Spectral Density dBm/500KHz	Limit (dBm/500KHz)	Result
149 (802.11ac20)	5745	2.61	30	Pass
157 (802.11ac20)	5785	2.92	30	Pass
165 (802.11ac20)	5825	2.64	30	Pass

Channel (mode)	Channel Frequency (MHz)	Power Spectral Density (dBm/MHz)		FCC Limit (dBm/MHz)	IC Limit (dBm/MHz**)	Result
		FCC	IC*			
38 (802.11n-HT40)	5190	0.66	6.66	11	10	Pass
46 (802.11n-HT40)	5230	2.13	8.13	11	10	Pass
54 (802.11n-HT40)	5270	2.84	2.84	11	10	Pass
62 (802.11n-HT40)	5310	2.10	2.10	11	11	Pass
102 (802.11n-HT40)	5510	0.74	0.74	11	11	Pass
118 (802.11n-HT40)	5590	2.81	--	11	--	Pass
134 (802.11n-HT40)	5670	2.67	2.67	11	11	Pass
142 (802.11n-HT40)	5710	2.56	2.56	11	11	Pass

*The measurement power spectral density for U-NII-1 band is the e.i.r.p. spectral density, for U-NII-2A/2C/3 is the conducted spectral density.
**For U-NII-1 band the limit is the e.i.r.p. spectral density, for U-NII-2A/2C/3 is the conducted spectral density.

Channel (mode)	Channel Frequency (MHz)	Power Spectral Density dBm/500KHz	Limit (dBm/500KHz)	Result
151 (802.11n-HT40)	5755	-0.08	30	Pass
159 (802.11n-HT40)	5795	0.08	30	Pass

Channel (mode)	Channel Frequency (MHz)	Power Spectral Density (dBm/MHz)		FCC Limit (dBm/MHz)	IC Limit (dBm/MHz**)	Result
		FCC	IC*			
38 (802.11ac40)	5190	0.54	6.54	11	10	Pass
46 (802.11ac40)	5230	2.14	8.14	11	10	Pass
54 (802.11ac40)	5270	2.66	2.66	11	10	Pass
62 (802.11ac40)	5310	0.48	0.48	11	11	Pass
102 (802.11ac40)	5510	0.89	0.89	11	11	Pass
118 (802.11ac40)	5590	2.42	--	11	--	Pass
134 (802.11ac40)	5670	2.48	2.48	11	11	Pass
142 (802.11ac40)	5710	2.53	2.53	11	11	Pass

*The measurement power spectral density for U-NII-1 band is the e.i.r.p. spectral density, for U-NII-2A/2C/3 is the conducted spectral density.
**For U-NII-1 band the limit is the e.i.r.p. spectral density, for U-NII-2A/2C/3 is the conducted spectral density.

Channel (mode)	Channel Frequency (MHz)	Power Spectral Density dBm/500KHz	Limit (dBm/500KHz)	Result
151 (802.11ac40)	5755	-0.17	30	Pass
159 (802.11ac40)	5795	-0.50	30	Pass

Channel (mode)	Channel Frequency (MHz)	Power Spectral Density (dBm/MHz)		FCC Limit (dBm/MHz)	IC Limit (dBm/MHz**)	Result
		FCC	IC*			
42 (802.11ac80)	5210	0.09	6.09	11	10	Pass
58 (802.11ac80)	5290	-2.36	-2.36	11	10	Pass
106 (802.11ac80)	5530	-1.46	-1.46	11	10	Pass
122 (802.11ac80)	5610	-0.54	--	11	--	Pass

*The measurement power spectral density for U-NII-1 band is the e.i.r.p. spectral density, for U-NII-2A/2C/3 is the conducted spectral density.
**For U-NII-1 band the limit is the e.i.r.p. spectral density, for U-NII-2A/2C/3 is the conducted spectral density.

Channel (mode)	Channel Frequency (MHz)	Power Spectral Density dBm/500KHz	Limit (dBm/500KHz)	Result
155 (802.11ac80)	5775	-3.33	30	Pass

5. Dynamic Frequency Selection (DFS)

DFS In-Service Monitoring (5290 MHz; 15.400 dBm; 80 MHz)

Test according to FCC title 47 part 15 §15.407(h), KDB 905462 D02 U-NII DFS Compliance Procedures New Rules v02

Measurement Summary

DUT Frequency (MHz)	Radar Type No.	Type of Measurement value	Overall Result
5290.000000	0	First of all Transmitt Test	---
5290.000000	0	Channel Move Time	PASS
5290.000000	0	Channel Closing Transmission Time	PASS
5290.000000	0	Non-occupancy period	PASS

(continuation of the "Measurement Summary" table from column 4 ...)

DUT Frequency (MHz)	Overall Comment
5290.000000	not performed / not finished
5290.000000	
5290.000000	
5290.000000	

Channel Move Time Detailed Results

DUT Frequency (MHz)	Radar Type No.	CMT Tx Time (s)	CMT Limit (s)	CMT Result
5290.000000	0	2.933	10.000	PASS

(continuation of the "Channel Move Time Detailed Results" table from column 5 ...)

DUT Frequency (MHz)	CMT Comment
5290.000000	Tx Time value is last trailing edge found within sweep. See Note 1.

Channel Closing Transmission Time Detailed Results

DUT Frequency (MHz)	Radar Type No.	CCTT Type of Value	CCTT No. of Pulses found	CCTT Tx Time (ms)
5290.000000	0	first 200 ms	75	8.556
5290.000000	0	remaining 10.0 second(s) period	325	34.352

(continuation of the "Channel Closing Transmission Time Detailed Results" table from column 5 ...)

DUT Frequency (MHz)	CCTT Tx Time Limit (ms)	CCTT Result	CCTT Comment
5290.000000	200.000	PASS	See Note 1.
5290.000000	60.000	PASS	See Note 1.

Non-occupancy period Detailed Results

DUT Frequency (MHz)	Radar Type No.	NOP No. of Pulses found	NOP No. of Pulses Limit	NOP Tx Time (s)	NOP Tx Time Limit (s)
5290.000000	0	0	0	0.000	0.000

(continuation of the "Non-occupancy period Detailed Results" table from column 6 ...)

DUT Frequency (MHz)	NOP Result
5290.000000	PASS

Transmitting Test Detailed Results

DUT Frequency (MHz)	Tx-Test Result	Tx-Test Comment
5290.000000	---	not performed / not finished

Radar level verification

Description / Formula	Value	Unit
IF(({DFS Mode(0/1/2)}=0)or({DFS Mode(0/1/2)}=1) , IF((dBm2W({Nominal Power[dBm]})>0.2) , -64 , IF(({Configured PSD[dBm]}<10) , -62 , -64))+ {Attenuation Vector Generator to DUT[dB]} , -50+ {Attenuation Vector Generator to COMP[dB]})+ {Radar Signal Level Offset[dB]}	Given setting / formula to calculate Vector Generator level	--
Configured DUT EIRP:	34.67	mW
Configured DUT PSD:	-1.50	dBm/MHz
Requirement of the Detection threshold value for this given values acc. to FCC clause 5.2 / Table 3	-62	dBm
Vector Generator level setting	-3.29	dBm
Configured overall pathloss from Vector Generator RF out to DUT connector of 'DUT to OSP'-cable	35.53	dB
Given additional level added to the amplitude of the waveform to account for variations in measurement equipment acc. to FCC clause 5.2 / Table 3 / Note 2	1.00	dB
This results in the following radar signal level at the DUT	-38.82	dBm

Additional Information

Note	Description
Note 1:	**Because of the radar pulse event at the beginning, the investigation of the trace begins with an offset of 28.7 ms conforming to the end of the Radar burst.**
Note 2:	**Channel move time (CMT) / channel closing transmission time (CCTT) measurement was made with hi resolution video sweep using OSP DAQ channel**
Note 3:	**Because of the substantially higher sampling rate of the video signal the results for CCTT and CMT are more accurate than in the graphics visible. Reached timing accuracy of the video trace: approx 4 µs**
Note 4:	**The Non-Occupancy Period trace starts at the end of the Channel move time trace (20.000 secs.) Labeling of the x-axis (time) is relative to its beginning (0 secs.)**

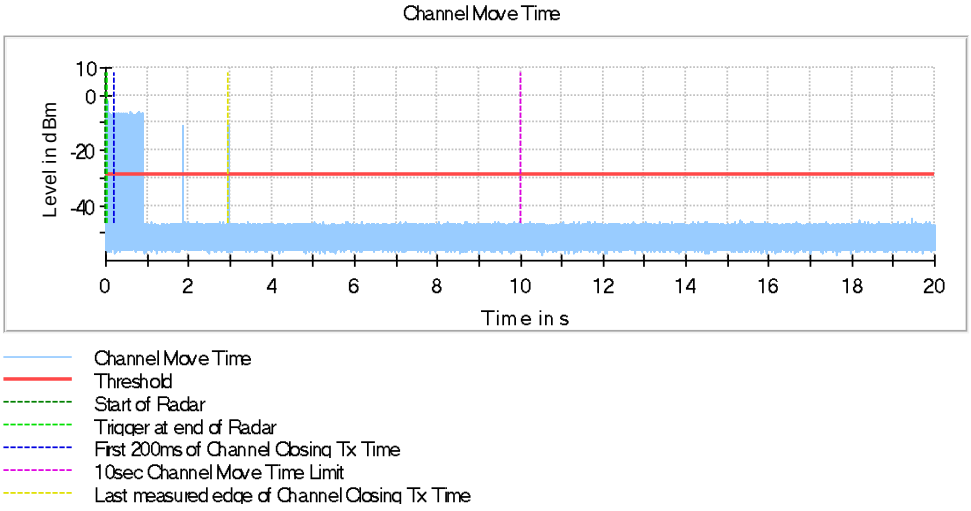

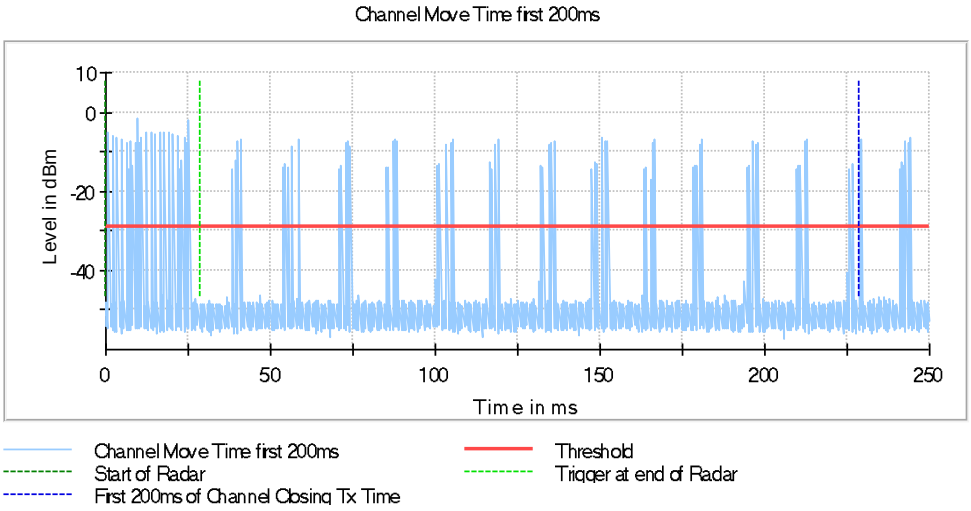

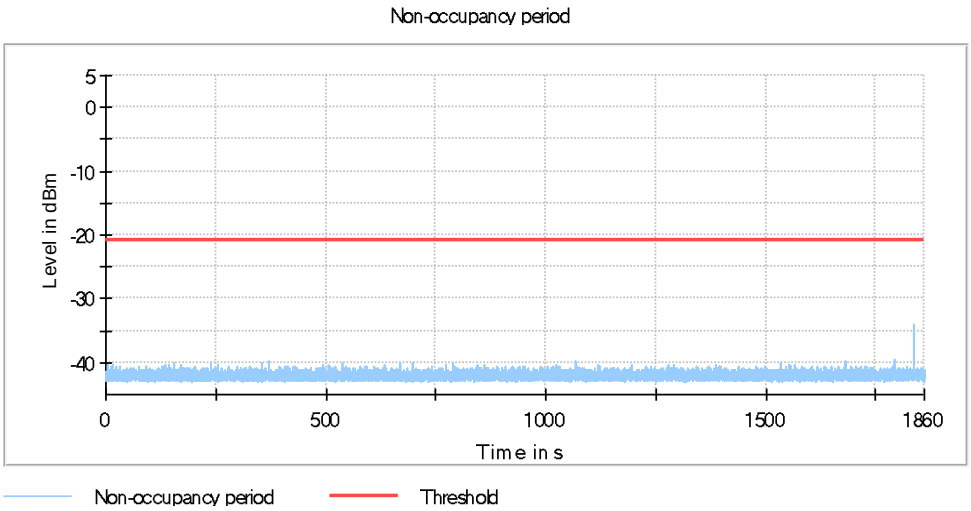

Channel Move Time

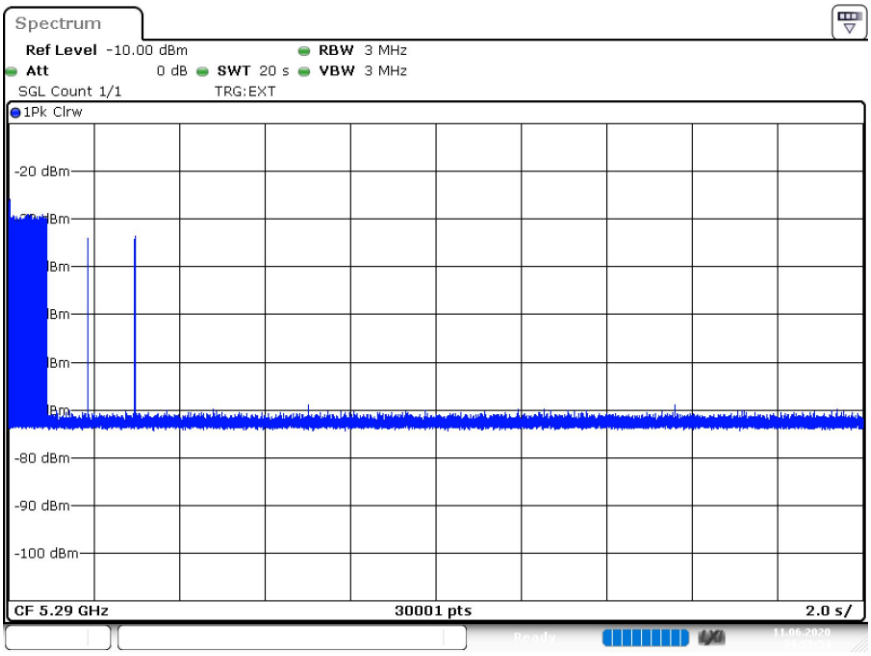

Date: 11.JUN.2020 04:55:55

Non-occupancy period

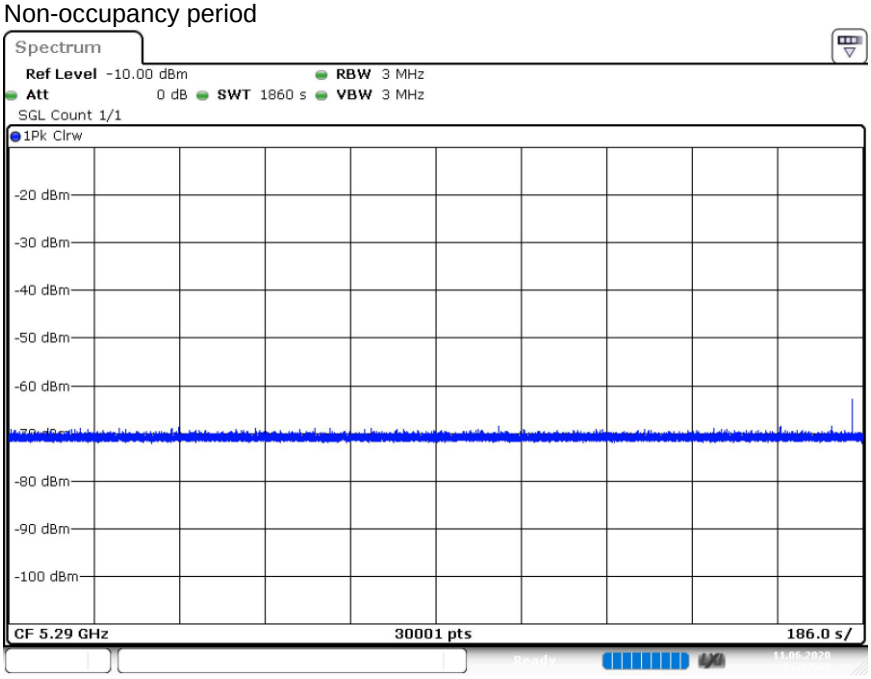

Date: 11.JUN.2020 05:27:04

DFS In-Service Monitoring (5530 MHz; 15.400 dBm; 80 MHz)

Test according to FCC title 47 part 15 §15.407(h), KDB 905462 D02 U-NII DFS Compliance Procedures New Rules v02

Measurement Summary

DUT Frequency (MHz)	Radar Type No.	Type of Measurement value	Overall Result
5530.000000	0	First of all Transmitt Test	---
5530.000000	0	Channel Move Time	PASS
5530.000000	0	Channel Closing Transmission Time	PASS
5530.000000	0	Non-occupancy period	PASS

(continuation of the "Measurement Summary" table from column 4 ...)

DUT Frequency (MHz)	Overall Comment
5530.000000	not performed / not finished
5530.000000	
5530.000000	
5530.000000	

Channel Move Time Detailed Results

DUT Frequency (MHz)	Radar Type No.	CMT Tx Time (s)	CMT Limit (s)	CMT Result
5530.000000	0	3.156	10.000	PASS

(continuation of the "Channel Move Time Detailed Results" table from column 5 ...)

DUT Frequency (MHz)	CMT Comment
5530.000000	Tx Time value is last trailing edge found within sweep. See Note 1.

Channel Closing Transmission Time Detailed Results

DUT Frequency (MHz)	Radar Type No.	CCTT Type of Value	CCTT No. of Pulses found	CCTT Tx Time (ms)
5530.000000	0	first 200 ms	86	6.908
5530.000000	0	remaining 10.0 second(s) period	398	31.976

(continuation of the "Channel Closing Transmission Time Detailed Results" table from column 5 ...)

DUT Frequency (MHz)	CCTT Tx Time Limit (ms)	CCTT Result	CCTT Comment
5530.000000	200.000	PASS	See Note 1.
5530.000000	60.000	PASS	See Note 1.

Non-occupancy period Detailed Results

DUT Frequency (MHz)	Radar Type No.	NOP No. of Pulses found	NOP No. of Pulses Limit	NOP Tx Time (s)	NOP Tx Time Limit (s)
5530.000000	0	0	0	0.000	0.000

(continuation of the "Non-occupancy period Detailed Results" table from column 6 ...)

DUT Frequency (MHz)	NOP Result
5530.000000	PASS

Transmitting Test Detailed Results

DUT Frequency (MHz)	Tx-Test Result	Tx-Test Comment
5530.000000	---	not performed / not finished

Radar level verification

Description / Formula	Value	Unit
IF(({DFS Mode(0/1/2)}=0)or({DFS Mode(0/1/2)}=1) , IF((dBm2W({Nominal Power[dBm]})>0.2) , -64 , IF(({Configured PSD[dBm]}<10) , -62 , -64))+ {Attenuation Vector Generator to DUT[dB]} , -50+ {Attenuation Vector Generator to COMP[dB]})+ {Radar Signal Level Offset[dB]}	Given setting / formula to calculate Vector Generator level	--
Configured DUT EIRP:	34.67	mW
Configured DUT PSD:	-1.50	dBm/MHz
Requirement of the Detection threshold value for this given values acc. to FCC clause 5.2 / Table 3	-62	dBm
Vector Generator level setting	-1.56	dBm
Configured overall pathloss from Vector Generator RF out to DUT connector of 'DUT to OSP'-cable	36.65	dB
Given additional level added to the amplitude of the waveform to account for variations in measurement equipment acc. to FCC clause 5.2 / Table 3 / Note 2	1.00	dB
This results in the following radar signal level at the DUT	-38.21	dBm

Additional Information

Note	Description
Note 1:	**Because of the radar pulse event at the beginning, the investigation of the trace begins with an offset of 28.7 ms conforming to the end of the Radar burst.**
Note 2:	**Channel move time (CMT) / channel closing transmission time (CCTT) measurement was made with hi resolution video sweep using OSP DAQ channel**
Note 3:	**Because of the substantially higher sampling rate of the video signal the results for CCTT and CMT are more accurate than in the graphics visible. Reached timing accuracy of the video trace: approx 4 µs**
Note 4:	**The Non-Occupancy Period trace starts at the end of the Channel move time trace (20.000 secs.) Labeling of the x-axis (time) is relative to its beginning (0 secs.)**

Channel Move Time

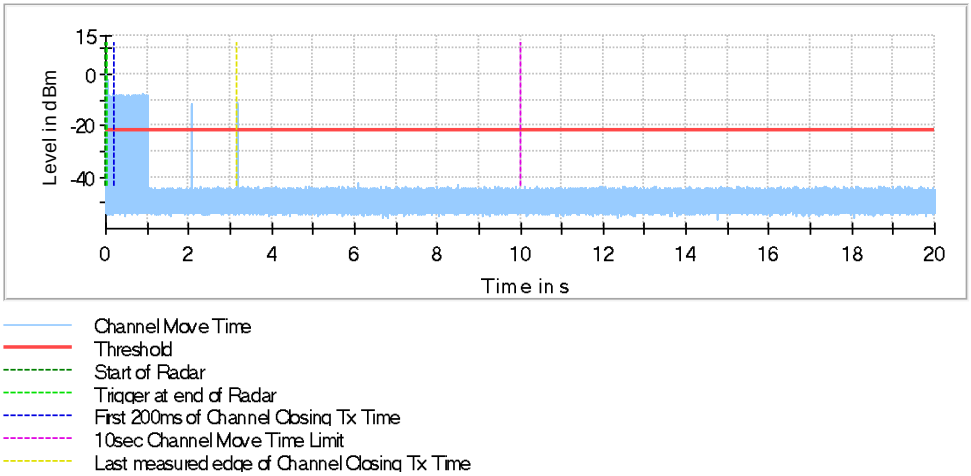

Channel Move Time first 200ms

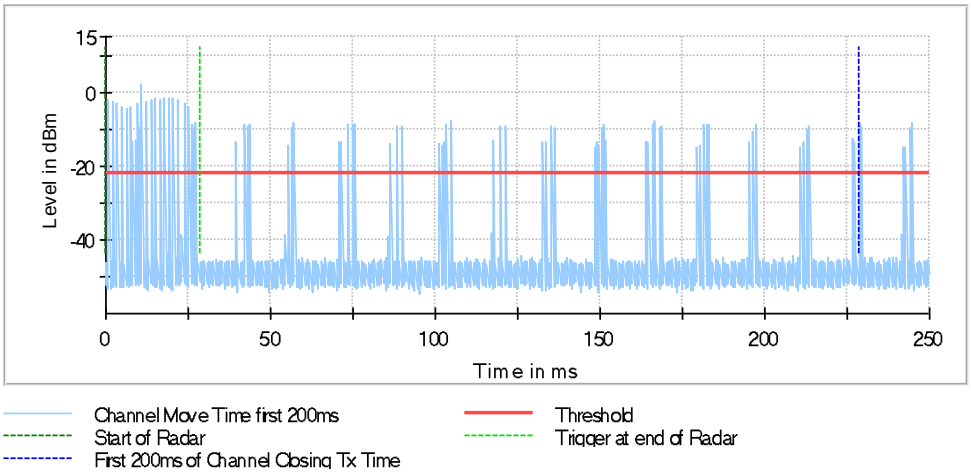

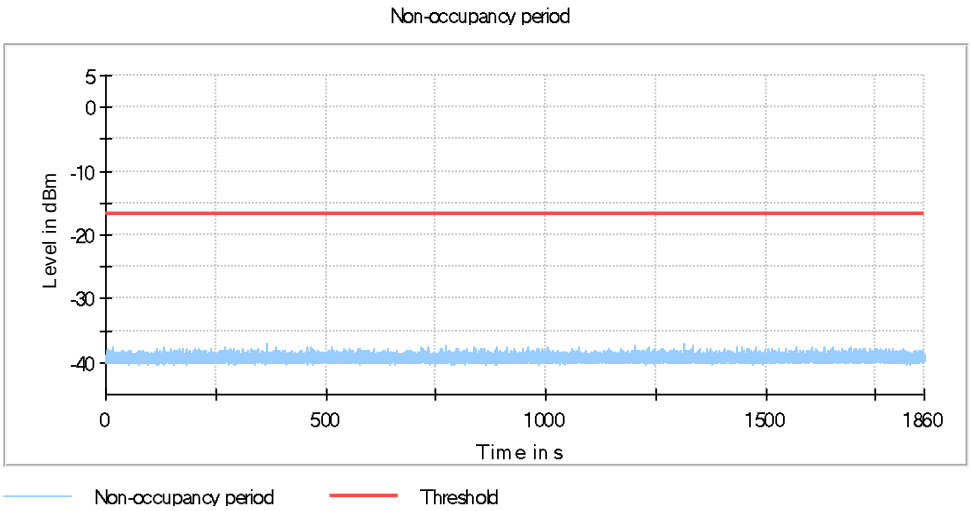

Channel Move Time

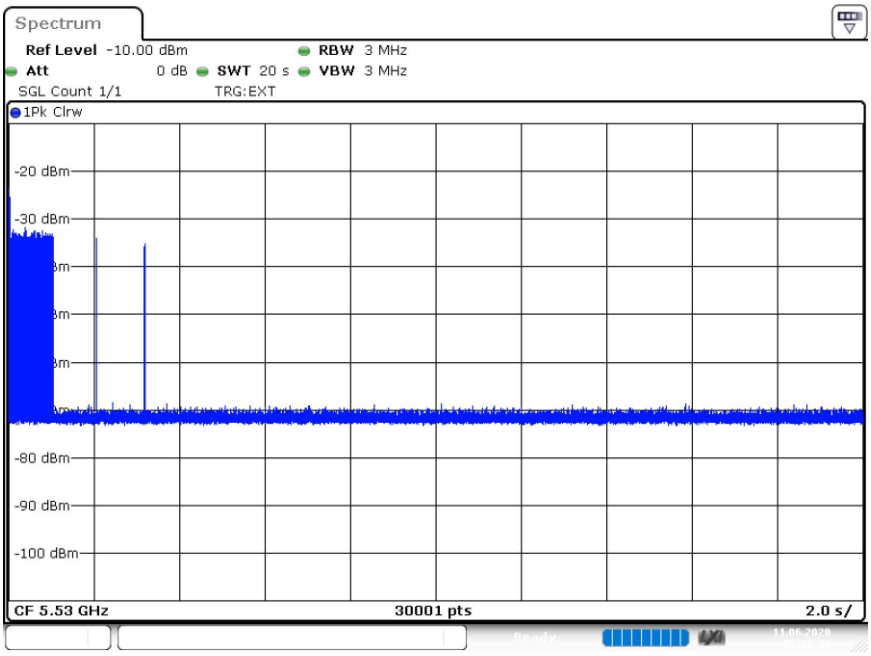

Date: 11.JUN.2020 05:35:34

Non-occupancy period

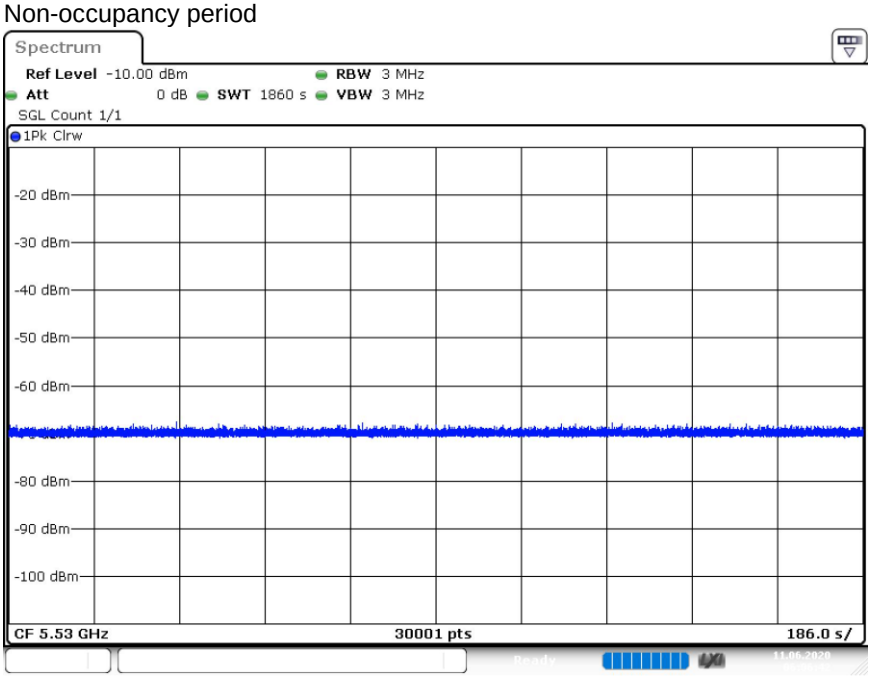

Date: 11.JUN.2020 06:06:43

6. Transmitter Spurious Emissions

Note:1, Testing is carried out with frequency rang 9kHz to the tenth harmonics.
2, The margin is greater than 20 dB are not shown in this Appendix.

6.1 Transmitter Spurious Emissions, Below 1GHz

EUT Information

EUT Name:	Digital media receiver
Model:	B7W64E
Test Mode:	Wi-Fi 5G_Low Ch
Test Voltage::	AC 120V/60Hz
Remark:	Temp 23 Humi:42%
Test Standard:	FCC 15.247
Tested By:	Kei Zhang
Reviewed By:	Terry Yin

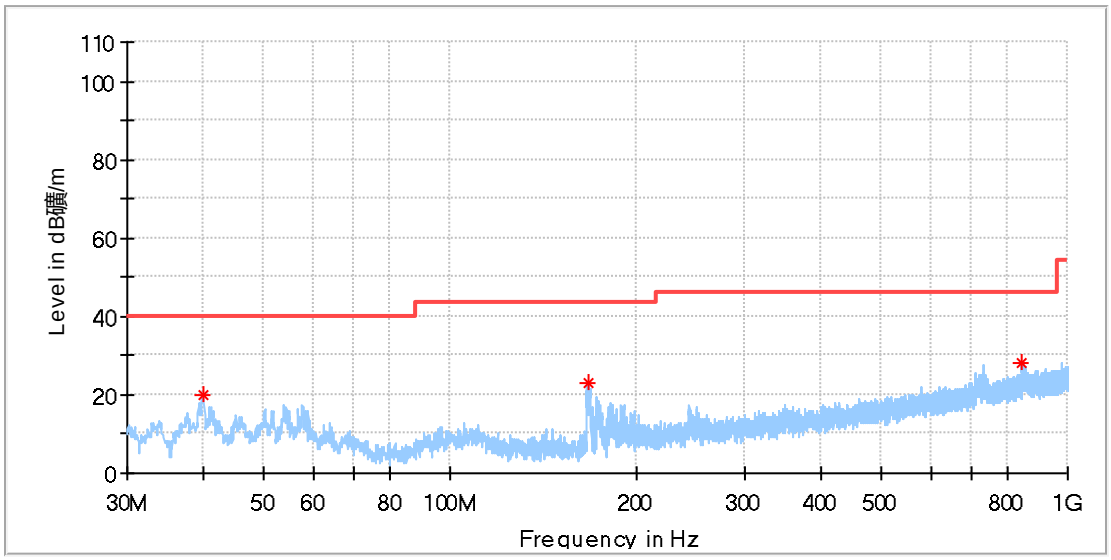

Critical_Freqs

Frequency (MHz)	MaxPeak (dBµV/m)	Average (dBµV/m)	Limit (dBµV/m)	Margin (dB)	Height (cm)	Pol	Azimuth (deg)	Corr. (dB/m)
39.748500	20.11	---	40.00	19.89	100.0	H	257.0	-20.5
167.012500	23.10	---	43.50	20.40	100.0	H	320.0	-21.7
844.897000	28.29	---	46.00	17.71	100.0	H	212.0	-6.0

EUT Information

EUT Name:	Digital media receiver
Model:	B7W64E
Test Mode:	Wi-Fi 5G_Low Ch
Test Voltage::	AC 120V/60Hz
Remark:	Temp 23 Humi:42%
Test Standard:	FCC 15.247
Tested By:	Kei Zhang
Reviewed By:	Terry Yin

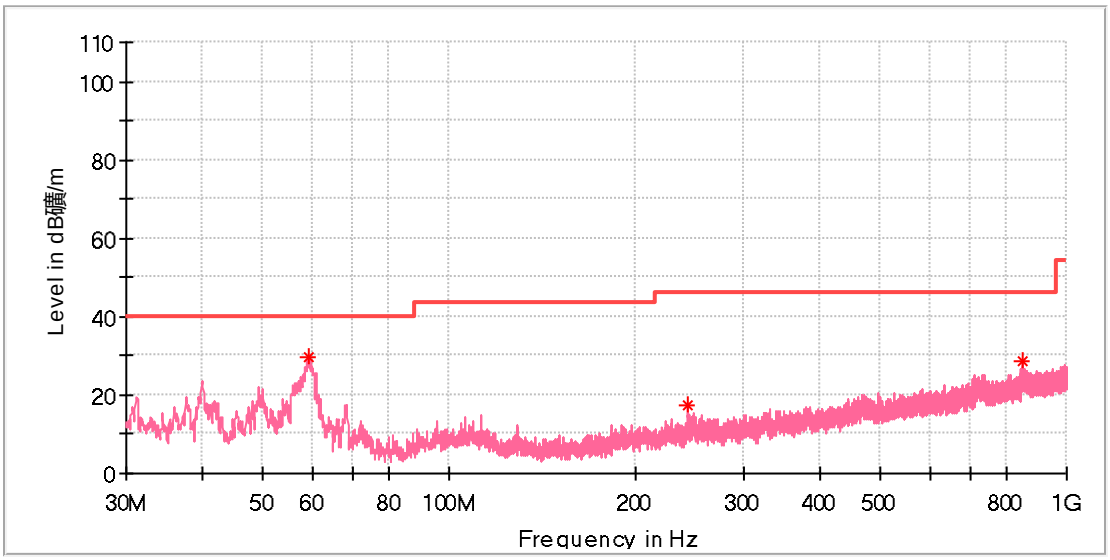

Critical_Freqs

Frequency (MHz)	MaxPeak (dBµV/m)	Average (dBµV/m)	Limit (dBµV/m)	Margin (dB)	Height (cm)	Pol	Azimuth (deg)	Corr. (dB/m)
59.148500	29.45	---	40.00	10.55	100.0	V	0.0	-19.2
243.545500	17.46	---	46.00	28.54	100.0	V	284.0	-17.9
846.691500	28.46	---	46.00	17.54	100.0	V	94.0	-6.0

EUT Information

EUT Name:	Digital media receiver
Model:	B7W64E
Test Mode:	Wi-Fi 5G_High Ch
Test Voltage::	AC 120V/60Hz
Remark:	Temp 23 Humi:42%
Test Standard:	FCC 15.247
Tested By:	Kei Zhang
Reviewed By:	Terry Yin

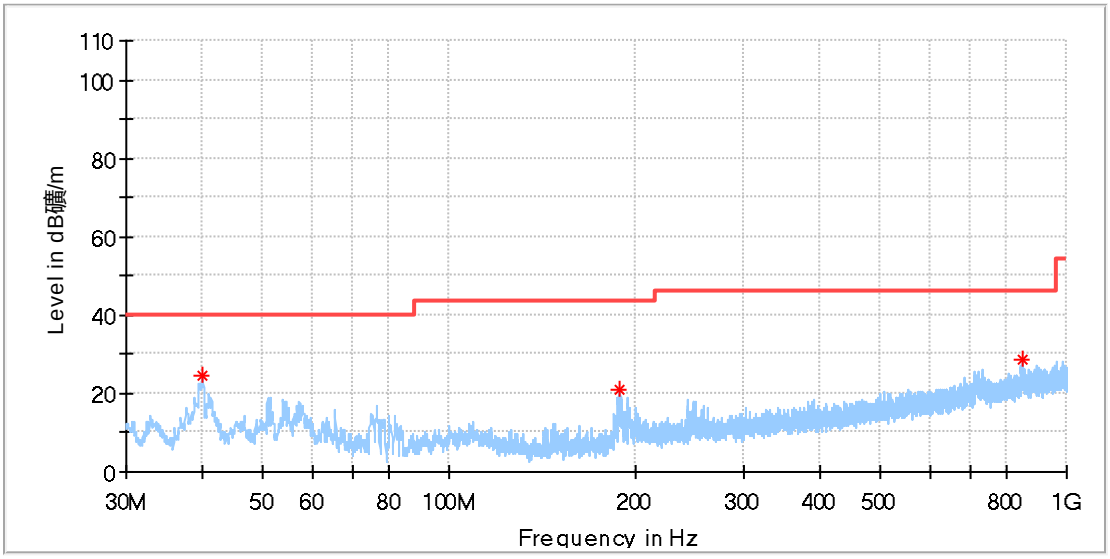

Critical_Freqs

Frequency (MHz)	MaxPeak (dBµV/m)	Average (dBµV/m)	Limit (dBµV/m)	Margin (dB)	Height (cm)	Pol	Azimuth (deg)	Corr. (dB/m)
39.894000	24.58	---	40.00	15.42	100.0	H	70.0	-20.4
188.983000	20.93	---	43.50	22.57	100.0	H	0.0	-20.0
845.770000	28.83	---	46.00	17.17	100.0	H	39.0	-6.0

EUT Information

EUT Name:	Digital media receiver
Model:	B7W64E
Test Mode:	Wi-Fi 5G_High Ch
Test Voltage::	AC 120V/60Hz
Remark:	Temp 23 Humi:42%
Test Standard:	FCC 15.247
Tested By:	Kei Zhang
Reviewed By:	Terry Yin

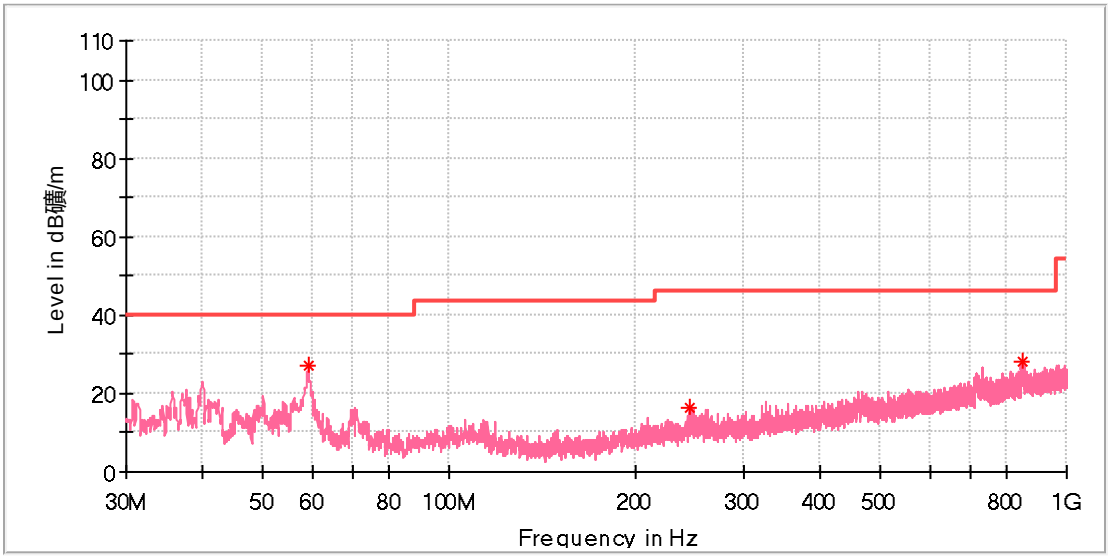

Critical_Freqs

Frequency (MHz)	MaxPeak (dBµV/m)	Average (dBµV/m)	Limit (dBµV/m)	Margin (dB)	Height (cm)	Pol	Azimuth (deg)	Corr. (dB/m)
59.342500	26.91	---	40.00	13.09	100.0	V	113.0	-19.2
245.582500	16.39	---	46.00	29.61	100.0	V	1.0	-17.8
846.400500	28.12	---	46.00	17.88	100.0	V	265.0	-6.0

6.2 Transmitter Spurious Emissions, 1GHz-18GHz

802.11a:

EUT Information

EUT Name:	Digital media receiver
Model:	B7W64E
Test Mode:	Wi-Fi 5G 11a_Ch36
Test Voltage::	AC 120V/60Hz
Remark:	Temp 24 Humi:45%
Test Standard:	FCC 15.247
Tested By:	Kei Zhang
Reviewed By:	Terry Yin

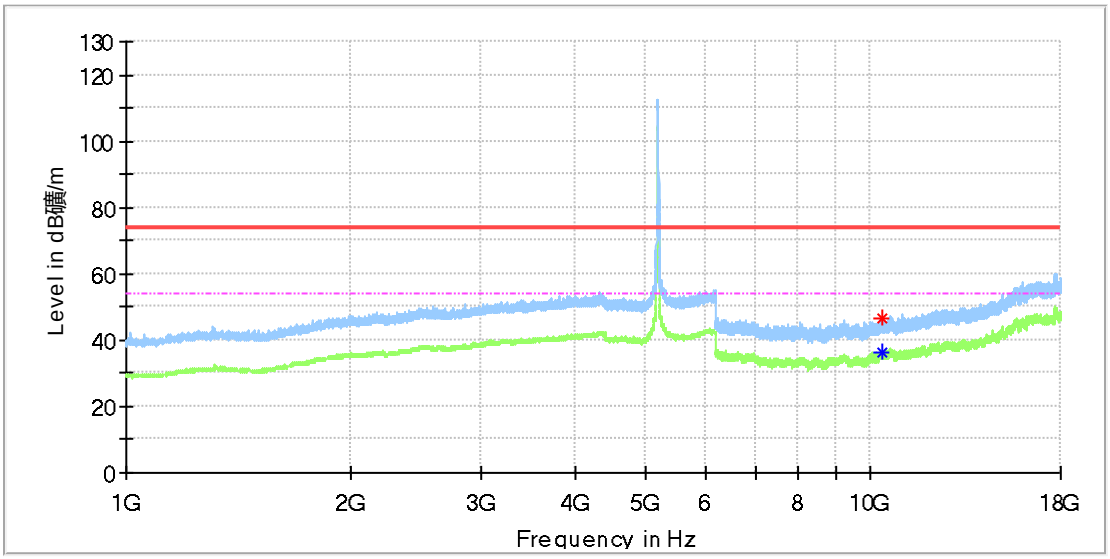

Critical_Freqs

Frequency (MHz)	MaxPeak (dBµV/m)	Average (dBµV/m)	Limit (dBµV/m)	Margin (dB)	Height (cm)	Pol	Azimuth (deg)	Corr. (dB/m)
10360.483333	---	36.32	54.00	17.68	100.0	H	300.0	11.8
10380.150000	46.45	---	74.00	27.55	100.0	H	285.0	11.9

Final_Result

Frequency (MHz)	MaxPeak (dBµV/m)	Limit (dBµV/m)	Margin (dB)	Height (cm)	Pol	Azimuth (deg)	Corr. (dB/m)
---	---	---	---	---		---	---

EUT Information

EUT Name:	Digital media receiver
Model:	B7W64E
Test Mode:	Wi-Fi 5G 11a_Ch36
Test Voltage::	AC 120V/60Hz
Remark:	Temp 24 Humi:45%
Test Standard:	FCC 15.247
Tested By:	Kei Zhang
Reviewed By:	Terry Yin

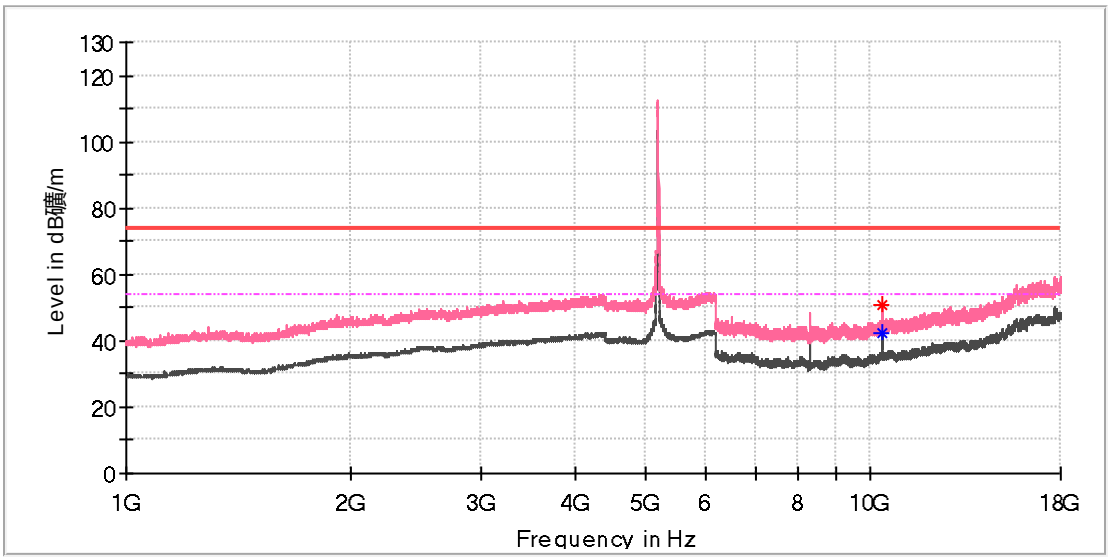

Critical_Freqs

Frequency (MHz)	MaxPeak (dBµV/m)	Average (dBµV/m)	Limit (dBµV/m)	Margin (dB)	Height (cm)	Pol	Azimuth (deg)	Corr. (dB/m)
10354.091667	---	42.58	54.00	11.42	100.0	V	259.0	11.8
10364.908333	51.09	---	74.00	22.91	100.0	V	174.0	11.8

Final_Result

Frequency (MHz)	MaxPeak (dBµV/m)	Limit (dBµV/m)	Margin (dB)	Height (cm)	Pol	Azimuth (deg)	Corr. (dB/m)
---	---	---	---	---		---	---

EUT Information

EUT Name:	Digital media receiver
Model:	B7W64E
Test Mode:	Wi-Fi 5G 11a_Ch44
Test Voltage::	AC 120V/60Hz
Remark:	Temp 24 Humi:45%
Test Standard:	FCC 15.247
Tested By:	Kei Zhang
Reviewed By:	Terry Yin

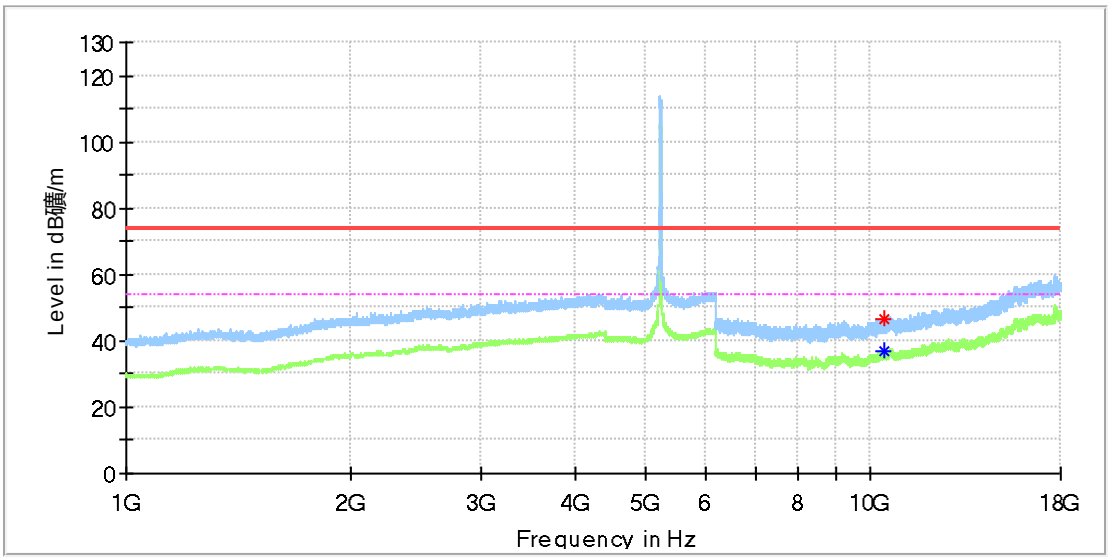

Critical_Freqs

Frequency (MHz)	MaxPeak (dBµV/m)	Average (dBµV/m)	Limit (dBµV/m)	Margin (dB)	Height (cm)	Pol	Azimuth (deg)	Corr. (dB/m)
10439.641667	---	37.16	54.00	16.84	100.0	H	32.0	11.9
10450.458333	46.50	---	74.00	27.50	100.0	H	50.0	11.9

Final_Result

Frequency (MHz)	MaxPeak (dBµV/m)	Limit (dBµV/m)	Margin (dB)	Height (cm)	Pol	Azimuth (deg)	Corr. (dB/m)
---	---	---	---	---		---	---

EUT Information

EUT Name:	Digital media receiver
Model:	B7W64E
Test Mode:	Wi-Fi 5G 11a_Ch44
Test Voltage::	AC 120V/60Hz
Remark:	Temp 24 Humi:45%
Test Standard:	FCC 15.247
Tested By:	Kei Zhang
Reviewed By:	Terry Yin

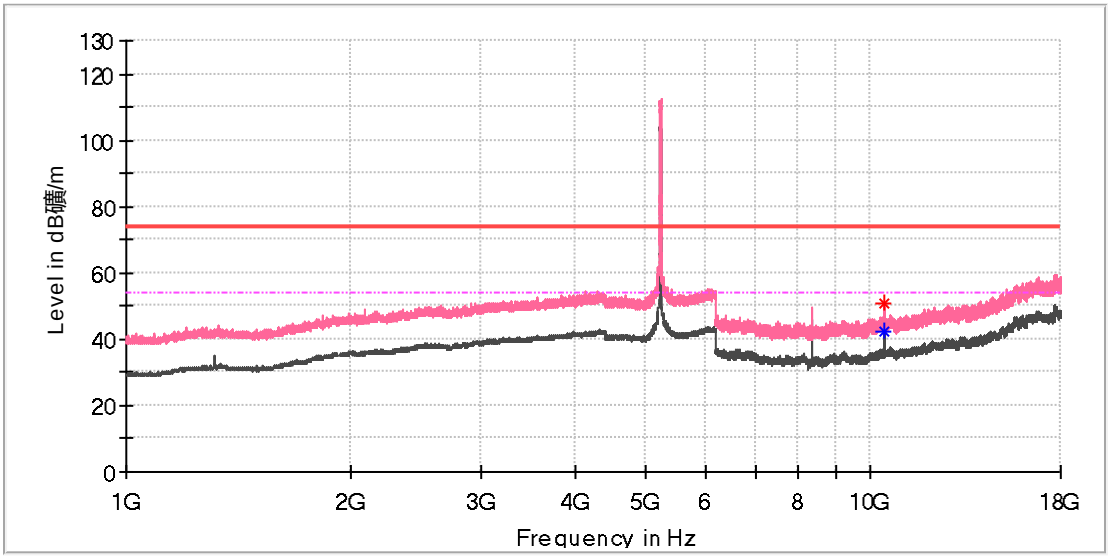

Critical_Freqs

Frequency (MHz)	MaxPeak (dBµV/m)	Average (dBµV/m)	Limit (dBµV/m)	Margin (dB)	Height (cm)	Pol	Azimuth (deg)	Corr. (dB/m)
10438.166667	---	42.07	54.00	11.93	100.0	V	232.0	11.9
10444.066667	50.60	---	74.00	23.40	100.0	V	301.0	11.9

Final_Result

Frequency (MHz)	MaxPeak (dBµV/m)	Limit (dBµV/m)	Margin (dB)	Height (cm)	Pol	Azimuth (deg)	Corr. (dB/m)
---	---	---	---	---		---	---

EUT Information

EUT Name:	Digital media receiver
Model:	B7W64E
Test Mode:	Wi-Fi 5G 11a_Ch48
Test Voltage::	AC 120V/60Hz
Remark:	Temp 24 Humi:45%
Test Standard:	FCC 15.247
Tested By:	Kei Zhang
Reviewed By:	Terry Yin

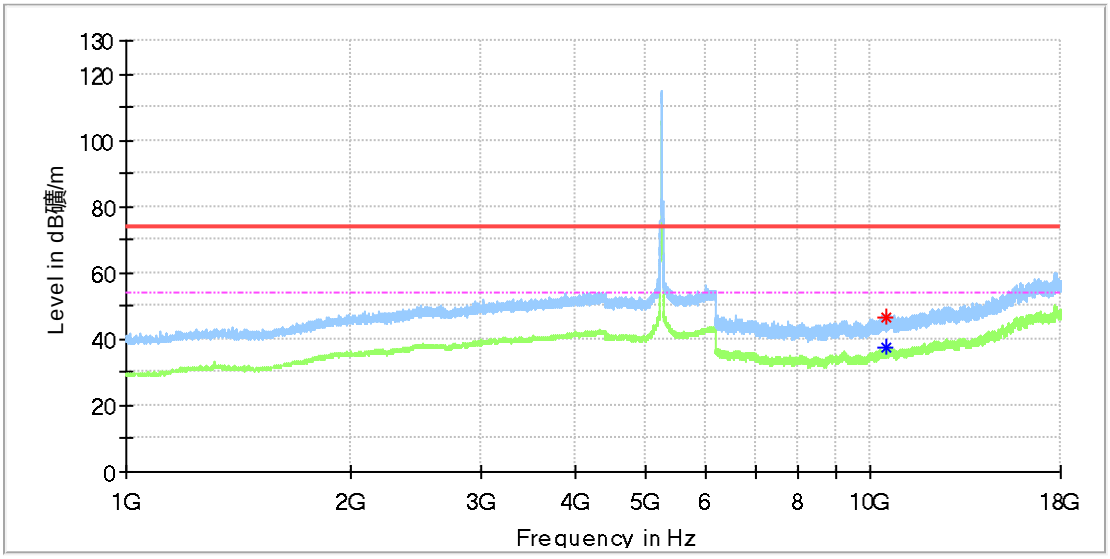

Critical_Freqs

Frequency (MHz)	MaxPeak (dBµV/m)	Average (dBµV/m)	Limit (dBµV/m)	Margin (dB)	Height (cm)	Pol	Azimuth (deg)	Corr. (dB/m)
10474.550000	---	37.39	54.00	16.61	100.0	H	46.0	12.0
10480.941667	46.50	---	74.00	27.50	100.0	H	46.0	12.0

Final_Result

Frequency (MHz)	MaxPeak (dBµV/m)	Limit (dBµV/m)	Margin (dB)	Height (cm)	Pol	Azimuth (deg)	Corr. (dB/m)
---	---	---	---	---		---	---

EUT Information

EUT Name:	Digital media receiver
Model:	B7W64E
Test Mode:	Wi-Fi 5G 11a_Ch48
Test Voltage::	AC 120V/60Hz
Remark:	Temp 24 Humi:45%
Test Standard:	FCC 15.247
Tested By:	Kei Zhang
Reviewed By:	Terry Yin

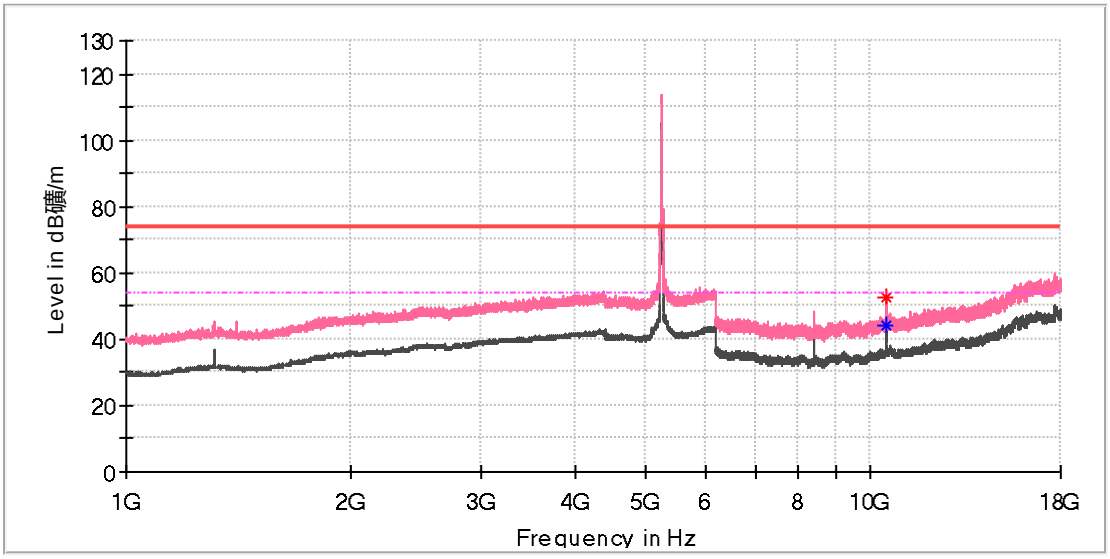

Critical_Freqs

Frequency (MHz)	MaxPeak (dBµV/m)	Average (dBµV/m)	Limit (dBµV/m)	Margin (dB)	Height (cm)	Pol	Azimuth (deg)	Corr. (dB/m)
10481.925000	---	43.85	54.00	10.15	100.0	V	154.0	12.0
10484.383333	52.59	---	74.00	21.41	100.0	V	154.0	12.0

Final_Result

Frequency (MHz)	MaxPeak (dBµV/m)	Limit (dBµV/m)	Margin (dB)	Height (cm)	Pol	Azimuth (deg)	Corr. (dB/m)
---	---	---	---	---		---	---

EUT Information

EUT Name:	Digital media receiver
Model:	B7W64E
Test Mode:	Wi-Fi 5G 11a_Ch52
Test Voltage::	AC 120V/60Hz
Remark:	Temp 24 Humi:45%
Test Standard:	FCC 15.247
Tested By:	Kei Zhang
Reviewed By:	Terry Yin

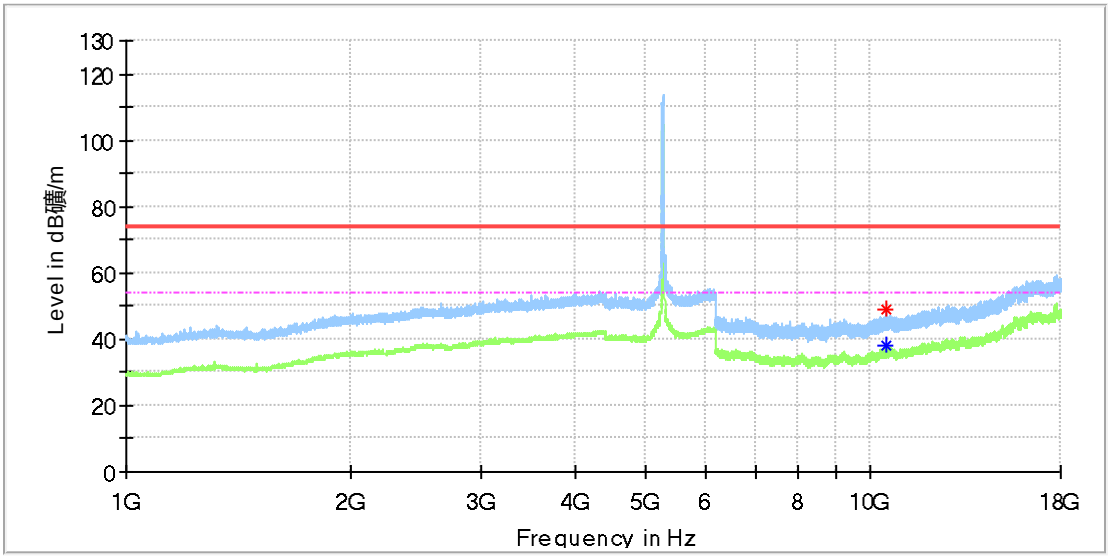

Critical_Freqs

Frequency (MHz)	MaxPeak (dBµV/m)	Average (dBµV/m)	Limit (dBµV/m)	Margin (dB)	Height (cm)	Pol	Azimuth (deg)	Corr. (dB/m)
10520.275000	---	38.15	54.00	15.85	100.0	H	24.0	12.0
10521.258333	48.79	---	74.00	25.21	100.0	H	24.0	12.0

Final_Result

Frequency (MHz)	MaxPeak (dBµV/m)	Limit (dBµV/m)	Margin (dB)	Height (cm)	Pol	Azimuth (deg)	Corr. (dB/m)
---	---	---	---	---		---	---

EUT Information

EUT Name:	Digital media receiver
Model:	B7W64E
Test Mode:	Wi-Fi 5G 11a_Ch52
Test Voltage::	AC 120V/60Hz
Remark:	Temp 24 Humi:45%
Test Standard:	FCC 15.247
Tested By:	Kei Zhang
Reviewed By:	Terry Yin

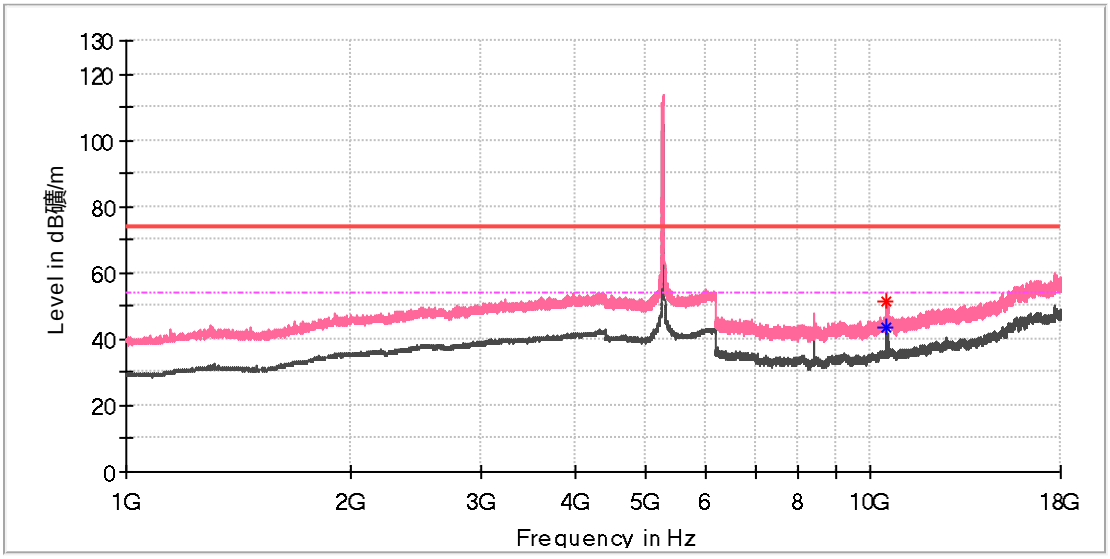

Critical_Freqs

Frequency (MHz)	MaxPeak (dBµV/m)	Average (dBµV/m)	Limit (dBµV/m)	Margin (dB)	Height (cm)	Pol	Azimuth (deg)	Corr. (dB/m)
10521.750000	---	43.26	54.00	10.74	100.0	V	25.0	12.0
10523.225000	51.47	---	74.00	22.53	100.0	V	233.0	12.0

Final_Result

Frequency (MHz)	MaxPeak (dBµV/m)	Limit (dBµV/m)	Margin (dB)	Height (cm)	Pol	Azimuth (deg)	Corr. (dB/m)
---	---	---	---	---		---	---

EUT Information

EUT Name:	Digital media receiver
Model:	B7W64E
Test Mode:	Wi-Fi 5G 11a_Ch60
Test Voltage::	AC 120V/60Hz
Remark:	Temp 24 Humi:45%
Test Standard:	FCC 15.247
Tested By:	Kei Zhang
Reviewed By:	Terry Yin

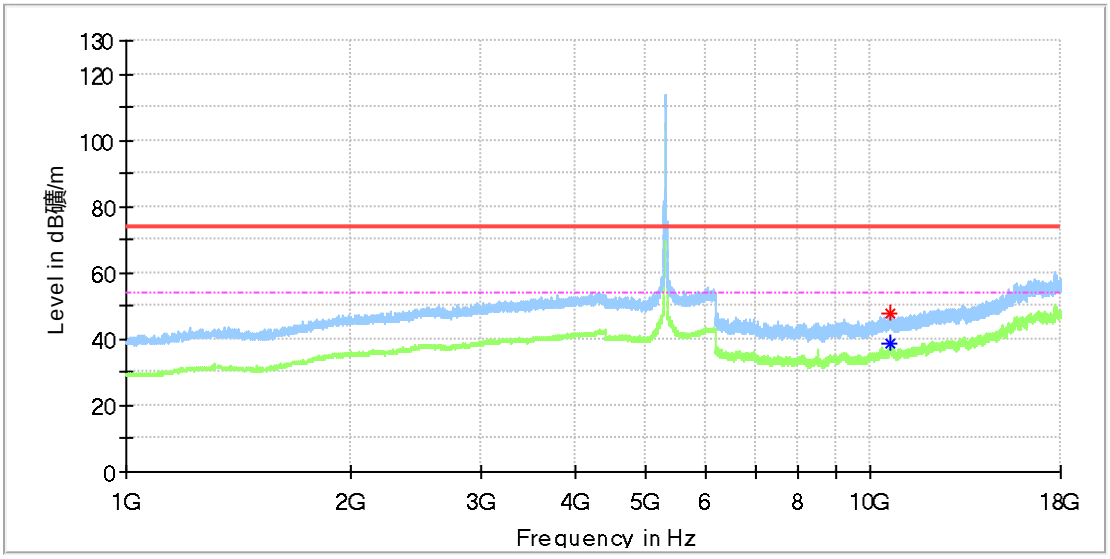

Critical_Freqs

Frequency (MHz)	MaxPeak (dBµV/m)	Average (dBµV/m)	Limit (dBµV/m)	Margin (dB)	Height (cm)	Pol	Azimuth (deg)	Corr. (dB/m)
10598.941667	47.59	---	74.00	26.41	100.0	H	39.0	12.1
10600.416667	---	38.96	54.00	15.04	100.0	H	56.0	12.1

Final_Result

Frequency (MHz)	MaxPeak (dBµV/m)	Limit (dBµV/m)	Margin (dB)	Height (cm)	Pol	Azimuth (deg)	Corr. (dB/m)
---	---	---	---	---		---	---

EUT Information

EUT Name:	Digital media receiver
Model:	B7W64E
Test Mode:	Wi-Fi 5G 11a_Ch60
Test Voltage::	AC 120V/60Hz
Remark:	Temp 24 Humi:45%
Test Standard:	FCC 15.247
Tested By:	Kei Zhang
Reviewed By:	Terry Yin

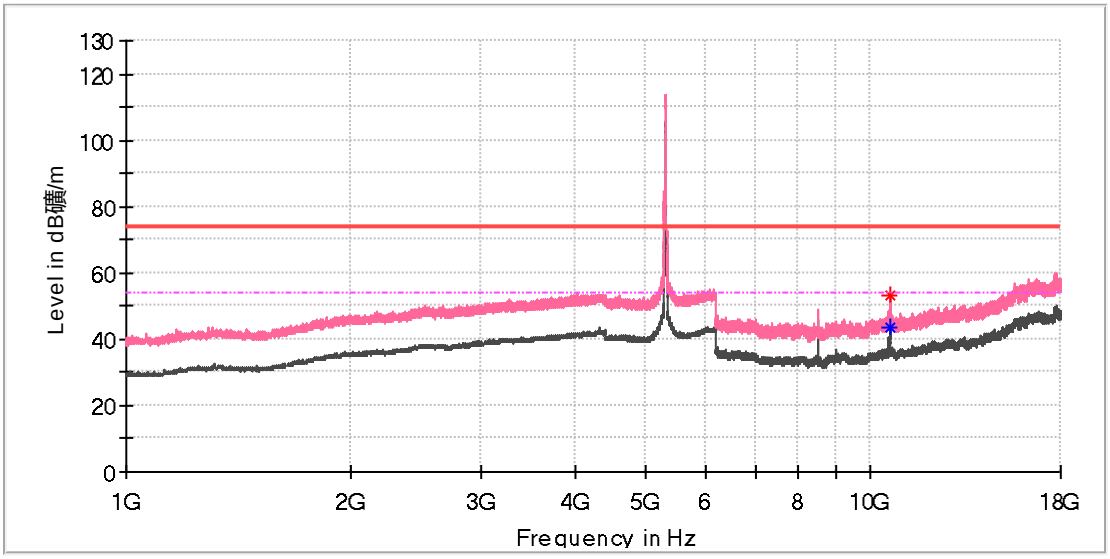

Critical_Freqs

Frequency (MHz)	MaxPeak (dBµV/m)	Average (dBµV/m)	Limit (dBµV/m)	Margin (dB)	Height (cm)	Pol	Azimuth (deg)	Corr. (dB/m)
10599.433333	---	43.82	54.00	10.18	100.0	V	66.0	12.1
10599.925000	53.09	---	74.00	20.91	100.0	V	66.0	12.1

Final_Result

Frequency (MHz)	MaxPeak (dBµV/m)	Limit (dBµV/m)	Margin (dB)	Height (cm)	Pol	Azimuth (deg)	Corr. (dB/m)
---	---	---	---	---		---	---

EUT Information

EUT Name:	Digital media receiver
Model:	B7W64E
Test Mode:	Wi-Fi 5G 11a_Ch64
Test Voltage::	AC 120V/60Hz
Remark:	Temp 24 Humi:45%
Test Standard:	FCC 15.247
Tested By:	Kei Zhang
Reviewed By:	Terry Yin

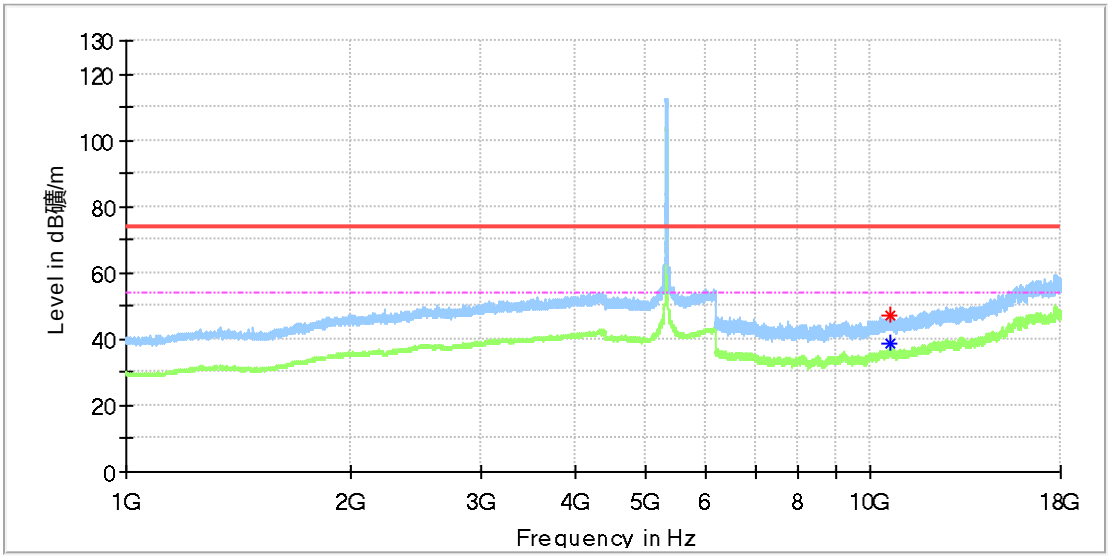

Critical_Freqs

Frequency (MHz)	MaxPeak (dBµV/m)	Average (dBµV/m)	Limit (dBµV/m)	Margin (dB)	Height (cm)	Pol	Azimuth (deg)	Corr. (dB/m)
10635.325000	47.03	---	74.00	26.97	100.0	H	48.0	12.0
10641.225000	---	38.70	54.00	15.30	100.0	H	48.0	12.0

Final_Result

Frequency (MHz)	MaxPeak (dBµV/m)	Limit (dBµV/m)	Margin (dB)	Height (cm)	Pol	Azimuth (deg)	Corr. (dB/m)
---	---	---	---	---		---	---

EUT Information

EUT Name:	Digital media receiver
Model:	B7W64E
Test Mode:	Wi-Fi 5G 11a_Ch64
Test Voltage::	AC 120V/60Hz
Remark:	Temp 24 Humi:45%
Test Standard:	FCC 15.247
Tested By:	Kei Zhang
Reviewed By:	Terry Yin

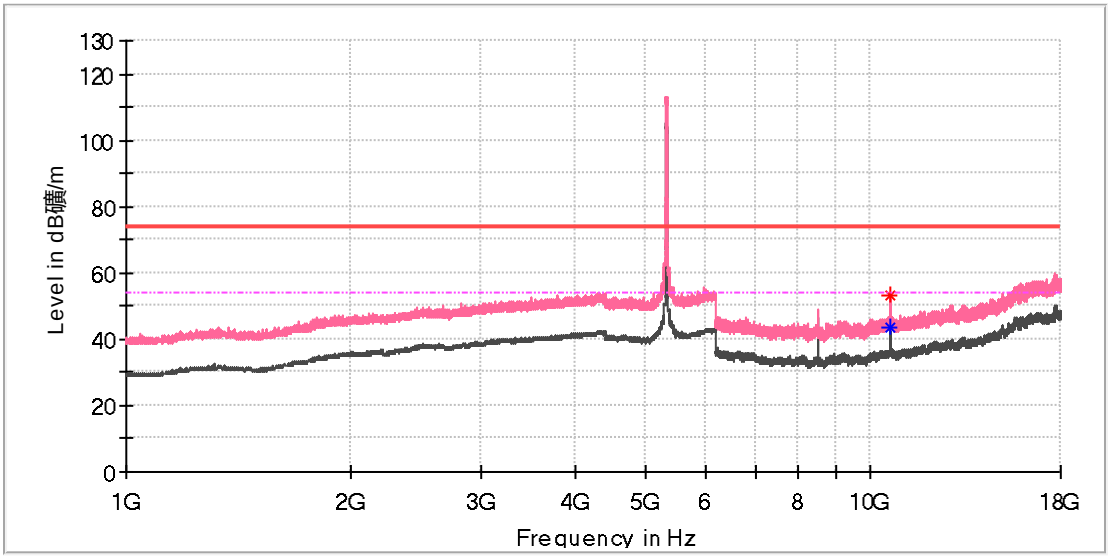

Critical_Freqs

Frequency (MHz)	MaxPeak (dBµV/m)	Average (dBµV/m)	Limit (dBµV/m)	Margin (dB)	Height (cm)	Pol	Azimuth (deg)	Corr. (dB/m)
10635.816667	---	43.69	54.00	10.31	100.0	V	175.0	12.0
10638.275000	53.00	---	74.00	21.00	100.0	V	175.0	12.0

Final_Result

Frequency (MHz)	MaxPeak (dBµV/m)	Limit (dBµV/m)	Margin (dB)	Height (cm)	Pol	Azimuth (deg)	Corr. (dB/m)
---	---	---	---	---		---	---

EUT Information

EUT Name:	Digital media receiver
Model:	B7W64E
Test Mode:	Wi-Fi 5G 11a_Ch100
Test Voltage::	AC 120V/60Hz
Remark:	Temp 24 Humi:45%
Test Standard:	FCC 15.247
Tested By:	Kei Zhang
Reviewed By:	Terry Yin

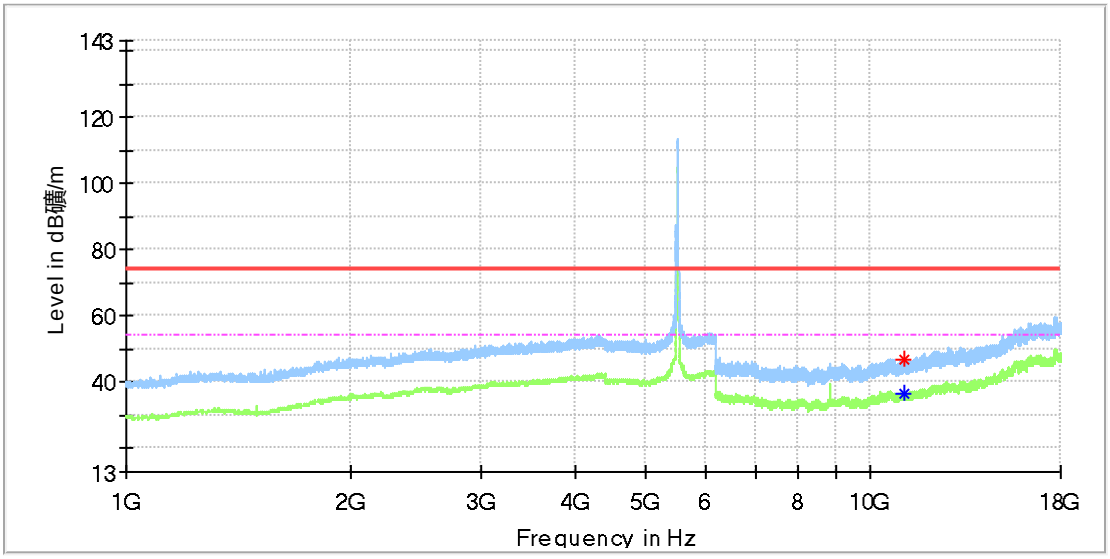

Critical_Freqs

Frequency (MHz)	MaxPeak (dBµV/m)	Average (dBµV/m)	Limit (dBµV/m)	Margin (dB)	Height (cm)	Pol	Azimuth (deg)	Corr. (dB/m)
11109.291667	47.08	---	74.00	26.92	100.0	H	43.0	12.4
11110.766667	---	36.49	54.00	17.51	100.0	H	266.0	12.4

Final_Result

Frequency (MHz)	MaxPeak (dBµV/m)	Limit (dBµV/m)	Margin (dB)	Height (cm)	Pol	Azimuth (deg)	Corr. (dB/m)
---	---	---	---	---		---	---

EUT Information

EUT Name:	Digital media receiver
Model:	B7W64E
Test Mode:	Wi-Fi 5G 11a_Ch100
Test Voltage::	AC 120V/60Hz
Remark:	Temp 23 Humi:42%
Test Standard:	FCC 15.247
Tested By:	Kei Zhang
Reviewed By:	Terry Yin

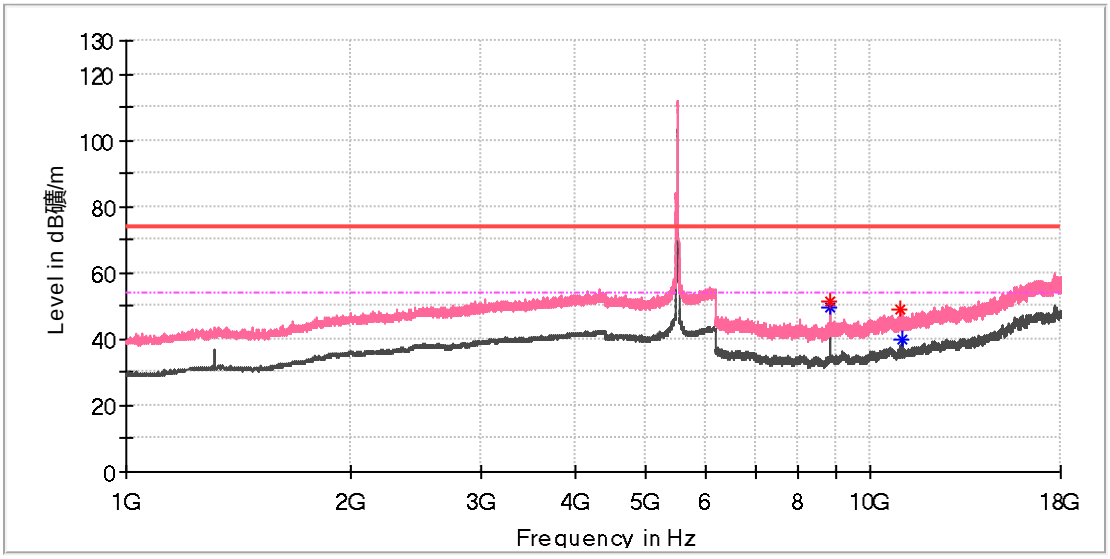

Critical_Freqs

Frequency (MHz)	MaxPeak (dBµV/m)	Average (dBµV/m)	Limit (dBµV/m)	Margin (dB)	Height (cm)	Pol	Azimuth (deg)	Corr. (dB/m)
8799.933333	51.68	---	74.00	22.32	100.0	V	186.0	9.9
8799.933333	---	49.51	54.00	4.49	100.0	V	186.0	9.9
10991.291667	48.91	---	74.00	25.09	100.0	V	82.0	12.2
10997.683333	---	39.90	54.00	14.10	100.0	V	68.0	12.2

Final_Result

Frequency (MHz)	MaxPeak (dBµV/m)	Limit (dBµV/m)	Margin (dB)	Height (cm)	Pol	Azimuth (deg)	Corr. (dB/m)
---	---	---	---	---		---	---

EUT Information

EUT Name:	Digital media receiver
Model:	B7W64E
Test Mode:	Wi-Fi 5G 11a_Ch116
Test Voltage::	AC 120V/60Hz
Remark:	Temp 24 Humi:45%
Test Standard:	FCC 15.247
Tested By:	Kei Zhang
Reviewed By:	Terry Yin

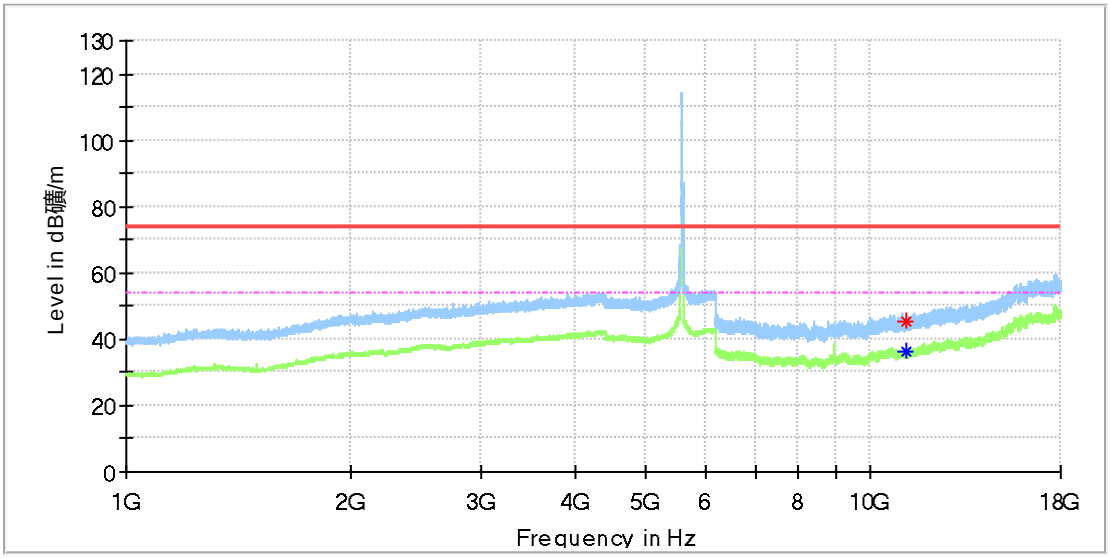

Critical_Freqs

Frequency (MHz)	MaxPeak (dBµV/m)	Average (dBµV/m)	Limit (dBµV/m)	Margin (dB)	Height (cm)	Pol	Azimuth (deg)	Corr. (dB/m)
11155.016667	---	36.49	54.00	17.51	100.0	H	177.0	12.5
11160.916667	45.61	---	74.00	28.39	100.0	H	0.0	12.5

Final_Result

Frequency (MHz)	MaxPeak (dBµV/m)	Limit (dBµV/m)	Margin (dB)	Height (cm)	Pol	Azimuth (deg)	Corr. (dB/m)
---	---	---	---	---		---	---

EUT Information

EUT Name:	Digital media receiver
Model:	B7W64E
Test Mode:	Wi-Fi 5G 11a_Ch116
Test Voltage::	AC 120V/60Hz
Remark:	Temp 24 Humi:45%
Test Standard:	FCC 15.247
Tested By:	Kei Zhang
Reviewed By:	Terry Yin

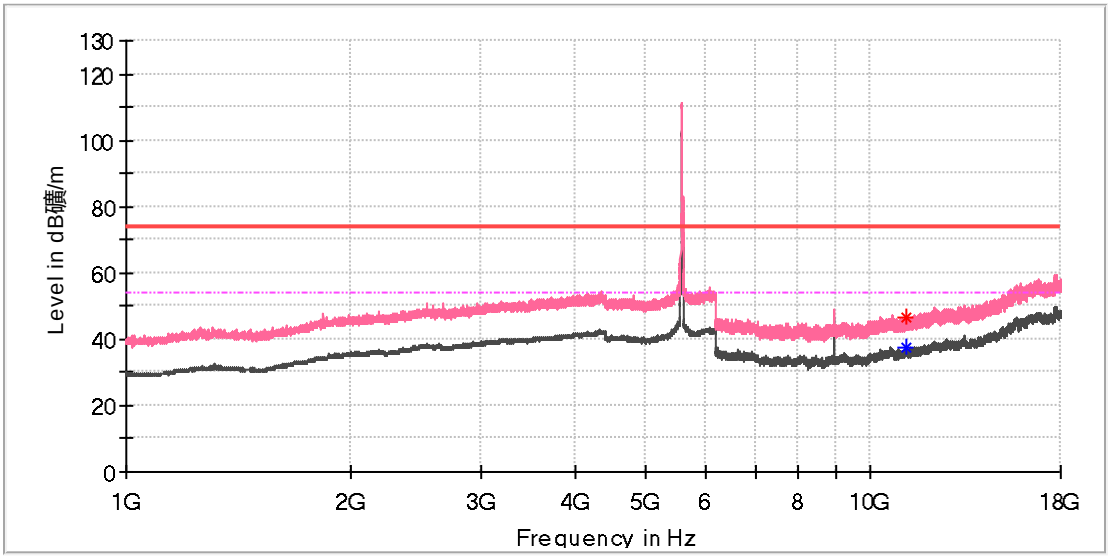

Critical_Freqs

Frequency (MHz)	MaxPeak (dBµV/m)	Average (dBµV/m)	Limit (dBµV/m)	Margin (dB)	Height (cm)	Pol	Azimuth (deg)	Corr. (dB/m)
11160.425000	---	37.64	54.00	16.36	100.0	V	224.0	12.5
11167.308333	46.55	---	74.00	27.45	100.0	V	151.0	12.5

Final_Result

Frequency (MHz)	MaxPeak (dBµV/m)	Limit (dBµV/m)	Margin (dB)	Height (cm)	Pol	Azimuth (deg)	Corr. (dB/m)
---	---	---	---	---		---	---

EUT Information

EUT Name:	Digital media receiver
Model:	B7W64E
Test Mode:	Wi-Fi 5G 11a_Ch120
Test Voltage::	AC 120V/60Hz
Remark:	Temp 24 Humi:45%
Test Standard:	FCC 15.247
Tested By:	Kei Zhang
Reviewed By:	Terry Yin

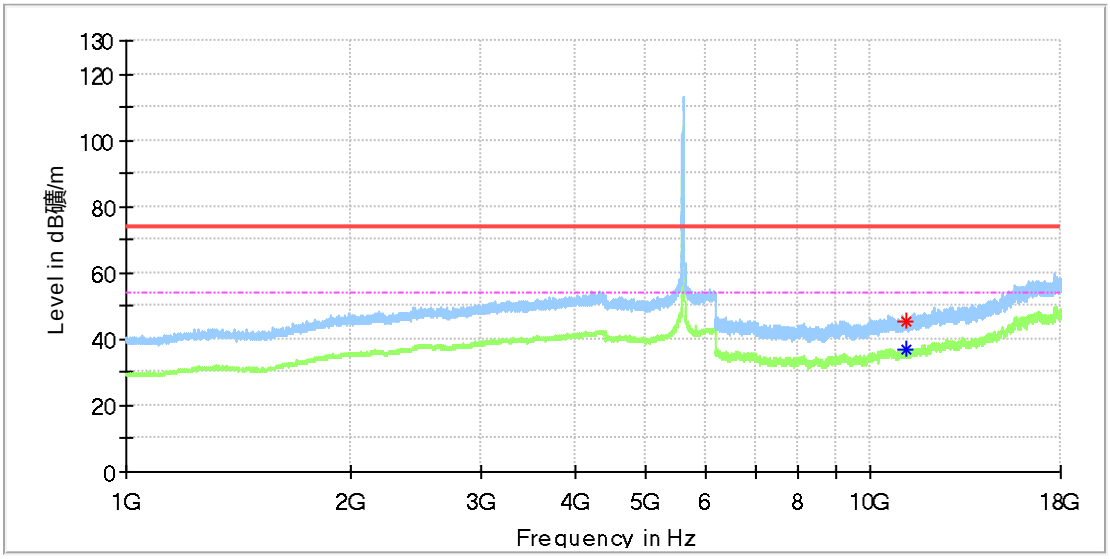

Critical_Freqs

Frequency (MHz)	MaxPeak (dBµV/m)	Average (dBµV/m)	Limit (dBµV/m)	Margin (dB)	Height (cm)	Pol	Azimuth (deg)	Corr. (dB/m)
11191.891667	---	36.81	54.00	17.19	100.0	H	255.0	12.6
11196.316667	45.56	---	74.00	28.44	100.0	H	5.0	12.6

Final_Result

Frequency (MHz)	MaxPeak (dBµV/m)	Limit (dBµV/m)	Margin (dB)	Height (cm)	Pol	Azimuth (deg)	Corr. (dB/m)
---	---	---	---	---		---	---

EUT Information

EUT Name:	Digital media receiver
Model:	B7W64E
Test Mode:	Wi-Fi 5G 11a_Ch120
Test Voltage::	AC 120V/60Hz
Remark:	Temp 24 Humi:45%
Test Standard:	FCC 15.247
Tested By:	Kei Zhang
Reviewed By:	Terry Yin

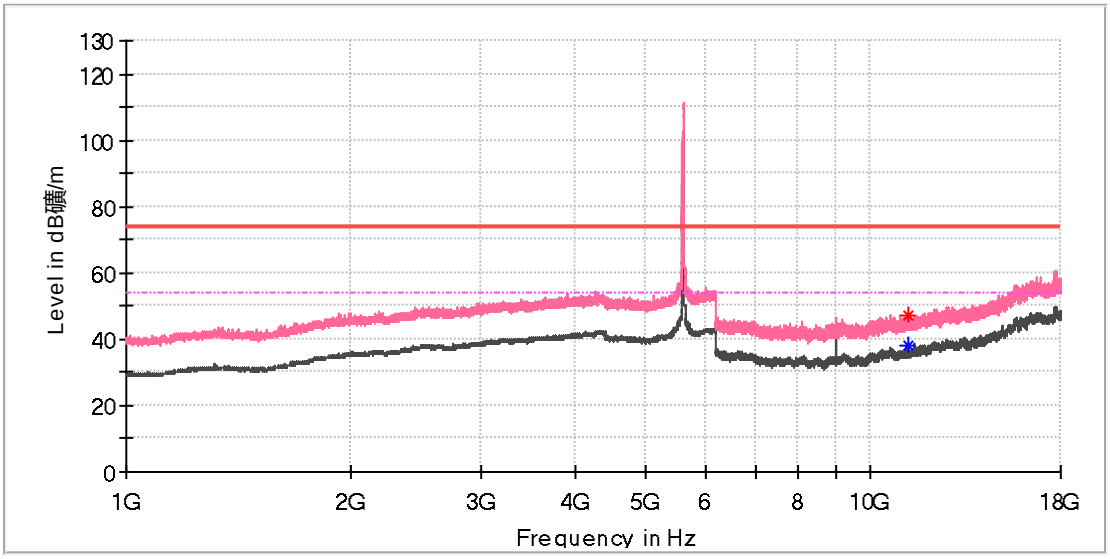

Critical_Freqs

Frequency (MHz)	MaxPeak (dBµV/m)	Average (dBµV/m)	Limit (dBµV/m)	Margin (dB)	Height (cm)	Pol	Azimuth (deg)	Corr. (dB/m)
11200.250000	47.35	---	74.00	26.65	100.0	V	202.0	12.6
11201.725000	---	37.83	54.00	16.17	100.0	V	186.0	12.6

Final_Result

Frequency (MHz)	MaxPeak (dBµV/m)	Limit (dBµV/m)	Margin (dB)	Height (cm)	Pol	Azimuth (deg)	Corr. (dB/m)
---	---	---	---	---		---	---

EUT Information

EUT Name:	Digital media receiver
Model:	B7W64E
Test Mode:	Wi-Fi 5G 11a_Ch140
Test Voltage::	AC 120V/60Hz
Remark:	Temp 24 Humi:45%
Test Standard:	FCC 15.247
Tested By:	Kei Zhang
Reviewed By:	Terry Yin

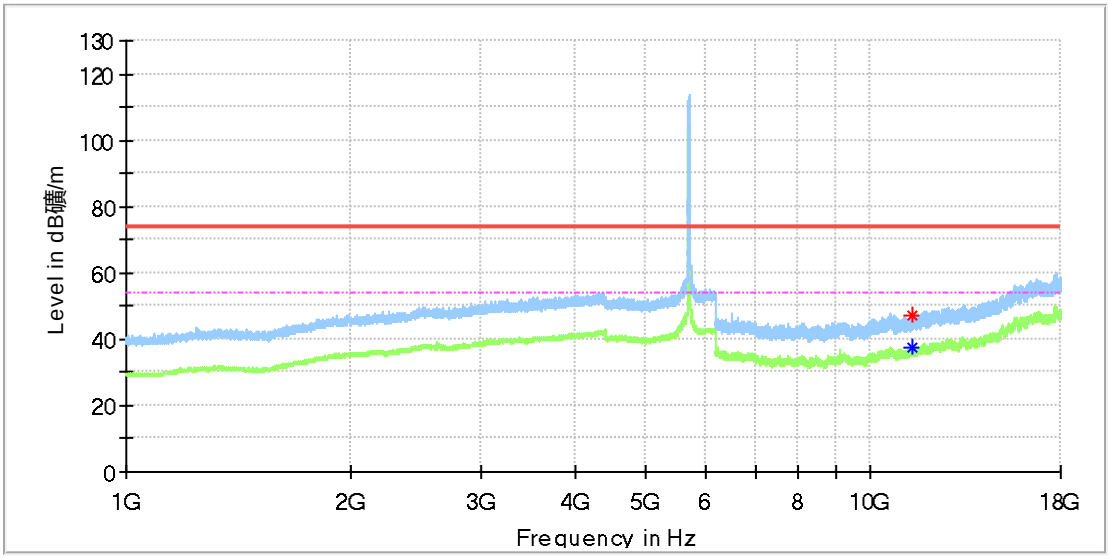

Critical_Freqs

Frequency (MHz)	MaxPeak (dBµV/m)	Average (dBµV/m)	Limit (dBµV/m)	Margin (dB)	Height (cm)	Pol	Azimuth (deg)	Corr. (dB/m)
11390.525000	---	37.38	54.00	16.62	100.0	H	156.0	12.7
11407.733333	47.15	---	74.00	26.85	100.0	H	34.0	12.9

Final_Result

Frequency (MHz)	MaxPeak (dBµV/m)	Limit (dBµV/m)	Margin (dB)	Height (cm)	Pol	Azimuth (deg)	Corr. (dB/m)
---	---	---	---	---		---	---

EUT Information

EUT Name:	Digital media receiver
Model:	B7W64E
Test Mode:	Wi-Fi 5G 11a_Ch140
Test Voltage::	AC 120V/60Hz
Remark:	Temp 24 Humi:45%
Test Standard:	FCC 15.247
Tested By:	Kei Zhang
Reviewed By:	Terry Yin

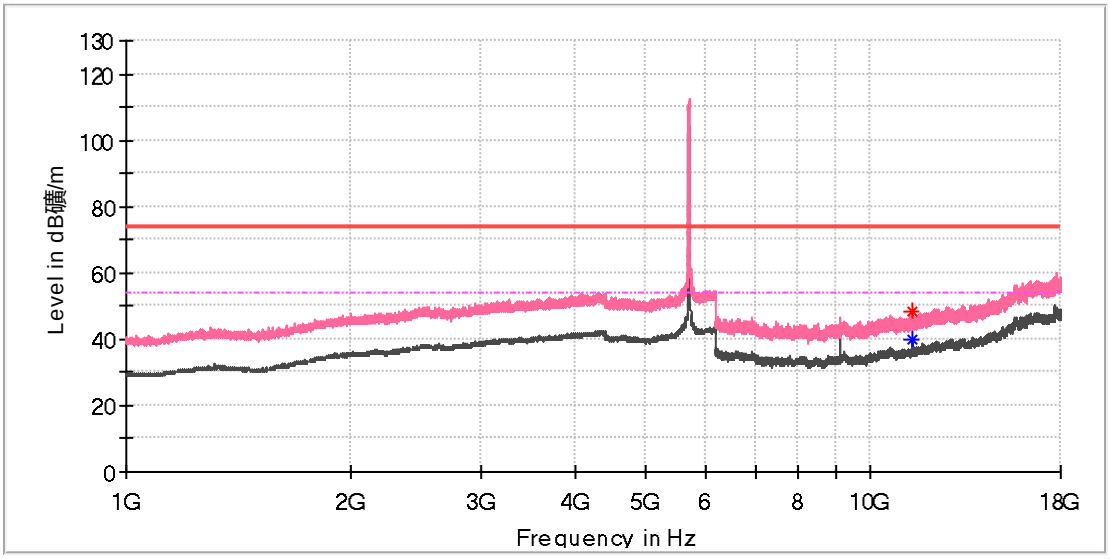

Critical_Freqs

Frequency (MHz)	MaxPeak (dBµV/m)	Average (dBµV/m)	Limit (dBµV/m)	Margin (dB)	Height (cm)	Pol	Azimuth (deg)	Corr. (dB/m)
11397.900000	48.13	---	74.00	25.87	100.0	V	111.0	12.7
11400.850000	---	39.64	54.00	14.36	100.0	V	12.0	12.8

Final_Result

Frequency (MHz)	MaxPeak (dBµV/m)	Limit (dBµV/m)	Margin (dB)	Height (cm)	Pol	Azimuth (deg)	Corr. (dB/m)
---	---	---	---	---		---	---

EUT Information

EUT Name:	Digital media receiver
Model:	B7W64E
Test Mode:	Wi-Fi 5G 11a_Ch144
Test Voltage::	AC 120V/60Hz
Remark:	Temp 24 Humi:45%
Test Standard:	FCC 15.247
Tested By:	Kei Zhang
Reviewed By:	Terry Yin

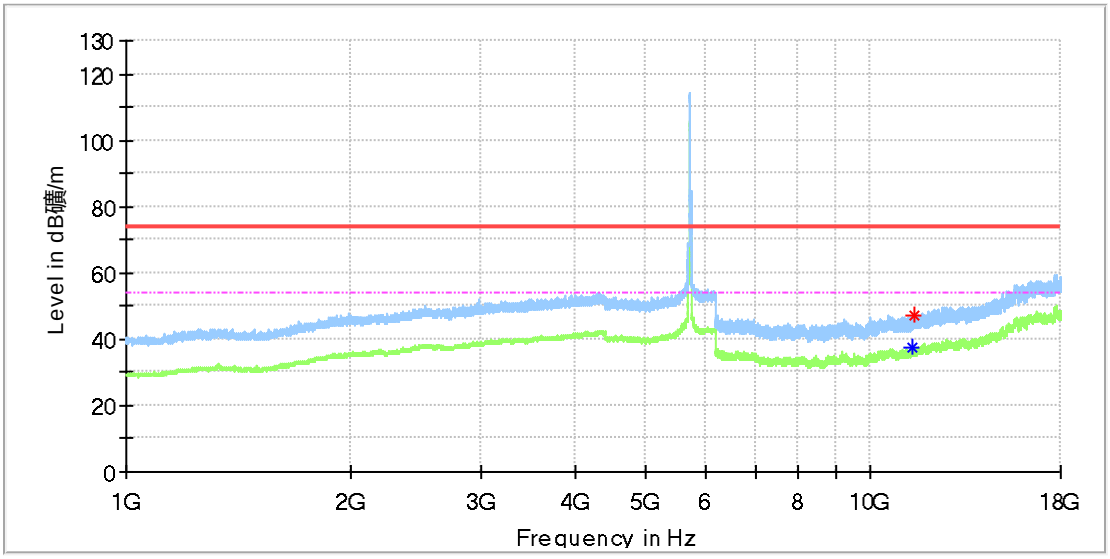

Critical_Freqs

Frequency (MHz)	MaxPeak (dBµV/m)	Average (dBµV/m)	Limit (dBµV/m)	Margin (dB)	Height (cm)	Pol	Azimuth (deg)	Corr. (dB/m)
11398.391667	---	37.48	54.00	16.52	100.0	H	139.0	12.8
11462.800000	47.32	---	74.00	26.68	100.0	H	354.0	13.5

Final_Result

Frequency (MHz)	MaxPeak (dBµV/m)	Limit (dBµV/m)	Margin (dB)	Height (cm)	Pol	Azimuth (deg)	Corr. (dB/m)
---	---	---	---	---		---	---

EUT Information

EUT Name:	Digital media receiver
Model:	B7W64E
Test Mode:	Wi-Fi 5G 11a_Ch144
Test Voltage::	AC 120V/60Hz
Remark:	Temp 24 Humi:45%
Test Standard:	FCC 15.247
Tested By:	Kei Zhang
Reviewed By:	Terry Yin

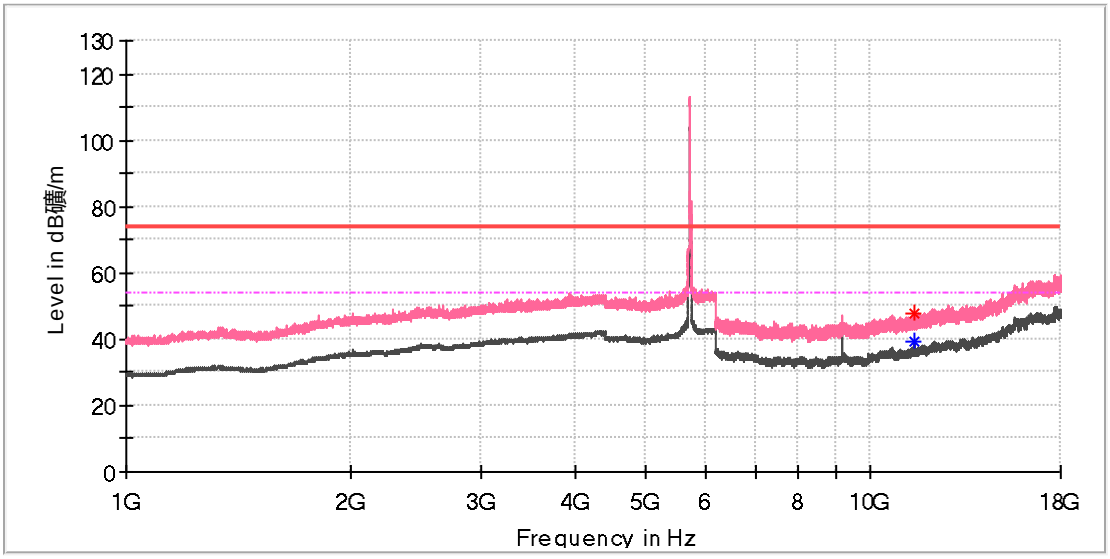

Critical_Freqs

Frequency (MHz)	MaxPeak (dBµV/m)	Average (dBµV/m)	Limit (dBµV/m)	Margin (dB)	Height (cm)	Pol	Azimuth (deg)	Corr. (dB/m)
11442.150000	47.71	---	74.00	26.29	100.0	V	335.0	13.3
11448.050000	---	39.12	54.00	14.88	100.0	V	6.0	13.3

Final_Result

Frequency (MHz)	MaxPeak (dBµV/m)	Limit (dBµV/m)	Margin (dB)	Height (cm)	Pol	Azimuth (deg)	Corr. (dB/m)
---	---	---	---	---		---	---

EUT Information

EUT Name:	Digital media receiver
Model:	B7W64E
Test Mode:	Wi-Fi 5G 11a_Ch149
Test Voltage::	AC 120V/60Hz
Remark:	Temp 24 Humi:45%
Test Standard:	FCC 15.247
Tested By:	Kei Zhang
Reviewed By:	Terry Yin

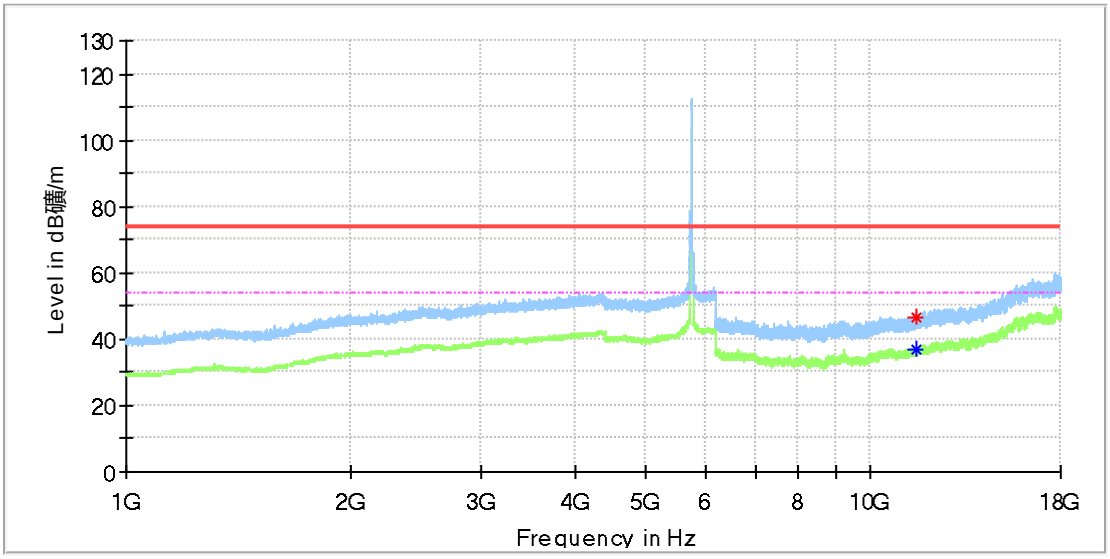

Critical_Freqs

Frequency (MHz)	MaxPeak (dBµV/m)	Average (dBµV/m)	Limit (dBµV/m)	Margin (dB)	Height (cm)	Pol	Azimuth (deg)	Corr. (dB/m)
11485.416667	46.59	---	74.00	27.41	100.0	H	175.0	13.8
11488.858333	---	37.00	54.00	17.00	100.0	H	315.0	13.7

Final_Result

Frequency (MHz)	MaxPeak (dBµV/m)	Limit (dBµV/m)	Margin (dB)	Height (cm)	Pol	Azimuth (deg)	Corr. (dB/m)
---	---	---	---	---		---	---

EUT Information

EUT Name:	Digital media receiver
Model:	B7W64E
Test Mode:	Wi-Fi 5G 11a_Ch149
Test Voltage::	AC 120V/60Hz
Remark:	Temp 24 Humi:45%
Test Standard:	FCC 15.247
Tested By:	Kei Zhang
Reviewed By:	Terry Yin

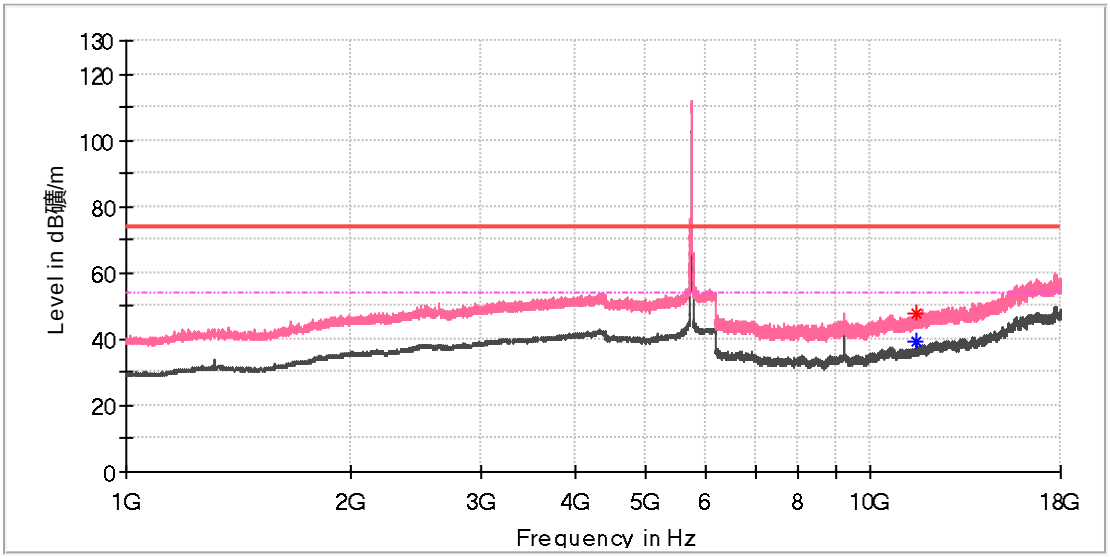

Critical_Freqs

Frequency (MHz)	MaxPeak (dBµV/m)	Average (dBµV/m)	Limit (dBµV/m)	Margin (dB)	Height (cm)	Pol	Azimuth (deg)	Corr. (dB/m)
11484.925000	47.71	---	74.00	26.29	100.0	V	2.0	13.8
11487.875000	---	39.24	54.00	14.76	100.0	V	12.0	13.7

Final_Result

Frequency (MHz)	MaxPeak (dBµV/m)	Limit (dBµV/m)	Margin (dB)	Height (cm)	Pol	Azimuth (deg)	Corr. (dB/m)
---	---	---	---	---		---	---

EUT Information

EUT Name:	Digital media receiver
Model:	B7W64E
Test Mode:	Wi-Fi 5G 11a_Ch157
Test Voltage::	AC 120V/60Hz
Remark:	Temp 24 Humi:45%
Test Standard:	FCC 15.247
Tested By:	Kei Zhang
Reviewed By:	Terry Yin

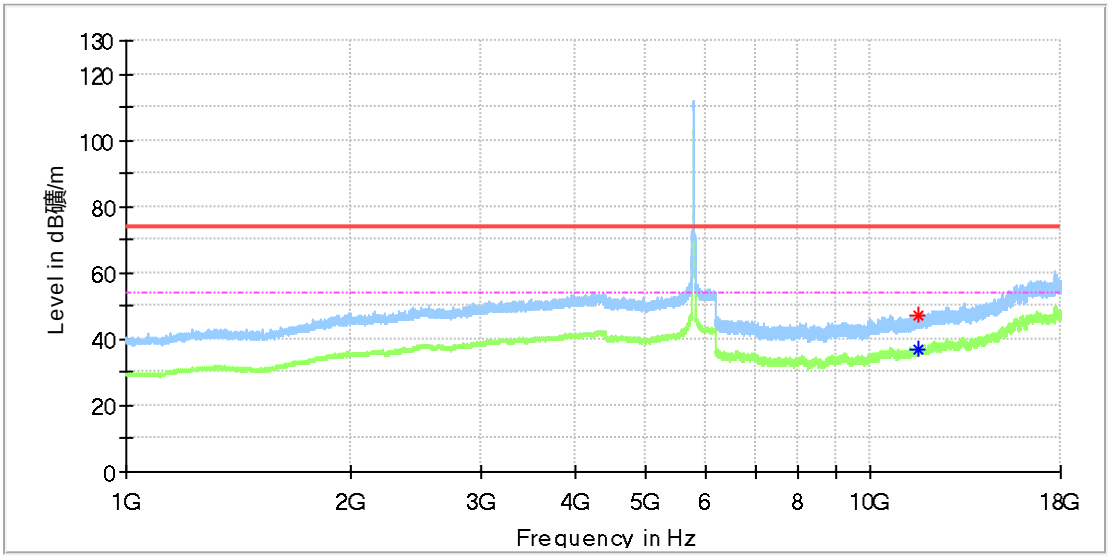

Critical_Freqs

Frequency (MHz)	MaxPeak (dBµV/m)	Average (dBµV/m)	Limit (dBµV/m)	Margin (dB)	Height (cm)	Pol	Azimuth (deg)	Corr. (dB/m)
11567.033333	47.36	---	74.00	26.64	100.0	H	127.0	13.4
11575.391667	---	37.14	54.00	16.86	100.0	H	108.0	13.4

Final_Result

Frequency (MHz)	MaxPeak (dBµV/m)	Limit (dBµV/m)	Margin (dB)	Height (cm)	Pol	Azimuth (deg)	Corr. (dB/m)
---	---	---	---	---		---	---

EUT Information

EUT Name:	Digital media receiver
Model:	B7W64E
Test Mode:	Wi-Fi 5G 11a_Ch157
Test Voltage::	AC 120V/60Hz
Remark:	Temp 24 Humi:45%
Test Standard:	FCC 15.247
Tested By:	Kei Zhang
Reviewed By:	Terry Yin

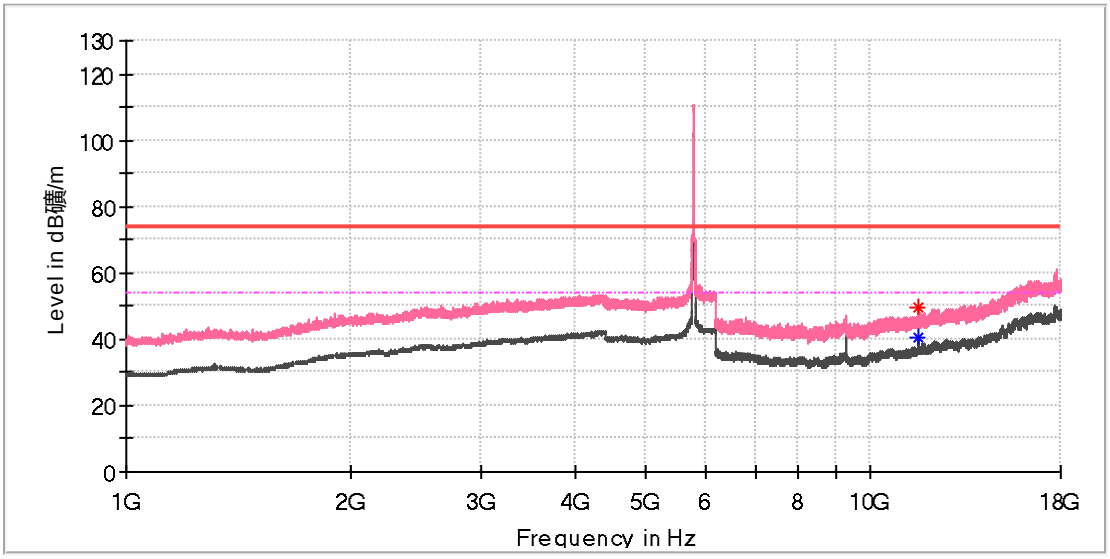

Critical_Freqs

Frequency (MHz)	MaxPeak (dBµV/m)	Average (dBµV/m)	Limit (dBµV/m)	Margin (dB)	Height (cm)	Pol	Azimuth (deg)	Corr. (dB/m)
11568.508333	49.36	---	74.00	24.64	100.0	V	22.0	13.4
11569.491667	---	40.54	54.00	13.46	100.0	V	22.0	13.4

Final_Result

Frequency (MHz)	MaxPeak (dBµV/m)	Limit (dBµV/m)	Margin (dB)	Height (cm)	Pol	Azimuth (deg)	Corr. (dB/m)
---	---	---	---	---		---	---

EUT Information

EUT Name:	Digital media receiver
Model:	B7W64E
Test Mode:	Wi-Fi 5G 11a_Ch165
Test Voltage::	AC 120V/60Hz
Remark:	Temp 24 Humi:45%
Test Standard:	FCC 15.247
Tested By:	Kei Zhang
Reviewed By:	Terry Yin

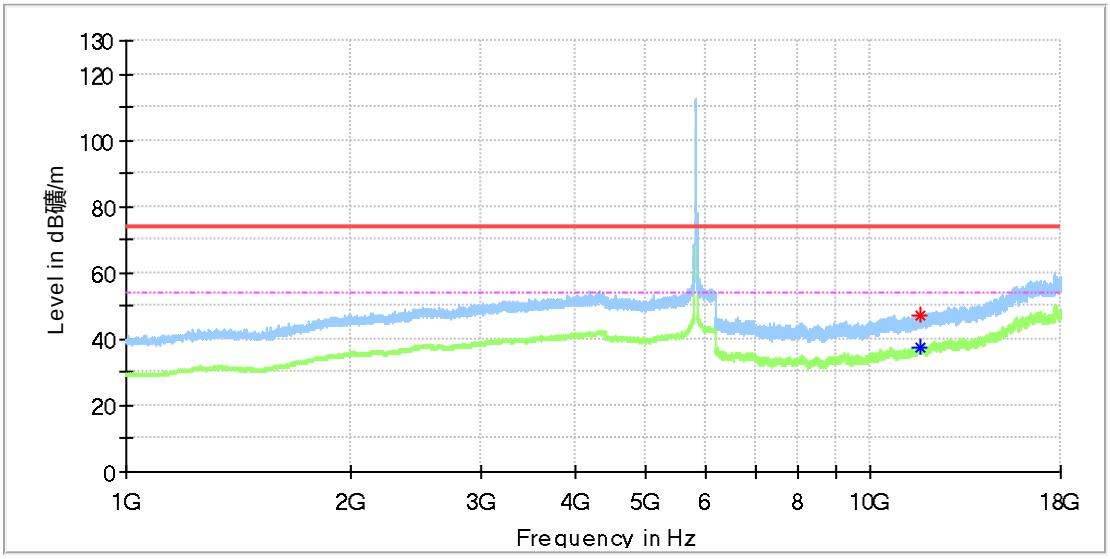

Critical_Freqs

Frequency (MHz)	MaxPeak (dBµV/m)	Average (dBµV/m)	Limit (dBµV/m)	Margin (dB)	Height (cm)	Pol	Azimuth (deg)	Corr. (dB/m)
11630.950000	47.23	---	74.00	26.77	100.0	H	218.0	13.3
11657.008333	---	37.62	54.00	16.38	100.0	H	12.0	13.3

Final_Result

Frequency (MHz)	MaxPeak (dBµV/m)	Limit (dBµV/m)	Margin (dB)	Height (cm)	Pol	Azimuth (deg)	Corr. (dB/m)
---	---	---	---	---		---	---

EUT Information

EUT Name:	Digital media receiver
Model:	B7W64E
Test Mode:	Wi-Fi 5G 11a_Ch165
Test Voltage::	AC 120V/60Hz
Remark:	Temp 24 Humi:45%
Test Standard:	FCC 15.247
Tested By:	Kei Zhang
Reviewed By:	Terry Yin

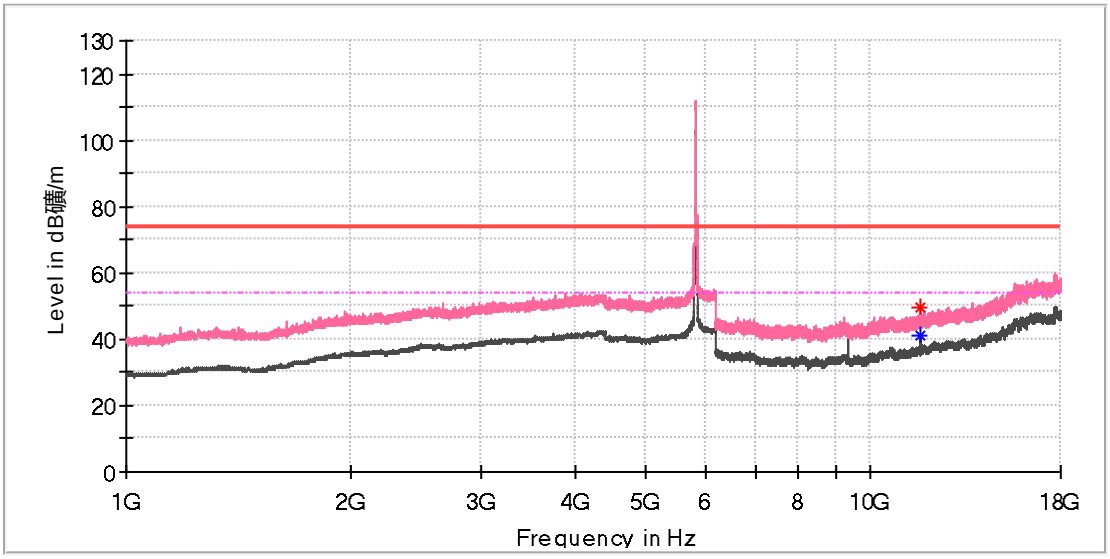

Critical_Freqs

Frequency (MHz)	MaxPeak (dBµV/m)	Average (dBµV/m)	Limit (dBµV/m)	Margin (dB)	Height (cm)	Pol	Azimuth (deg)	Corr. (dB/m)
11649.633333	---	40.93	54.00	13.07	100.0	V	357.0	13.3
11657.500000	49.30	---	74.00	24.70	100.0	V	357.0	13.3

Final_Result

Frequency (MHz)	MaxPeak (dBµV/m)	Limit (dBµV/m)	Margin (dB)	Height (cm)	Pol	Azimuth (deg)	Corr. (dB/m)
---	---	---	---	---		---	---

802.11n-HT20:

EUT Information

EUT Name:	Digital media receiver
Model:	B7W64E
Test Mode:	Wi-Fi 5G 11n_20M_Ch36
Test Voltage::	AC 120V/60Hz
Remark:	Temp 24 Humi:45%
Test Standard:	FCC 15.247
Tested By:	Kei Zhang
Reviewed By:	Terry Yin

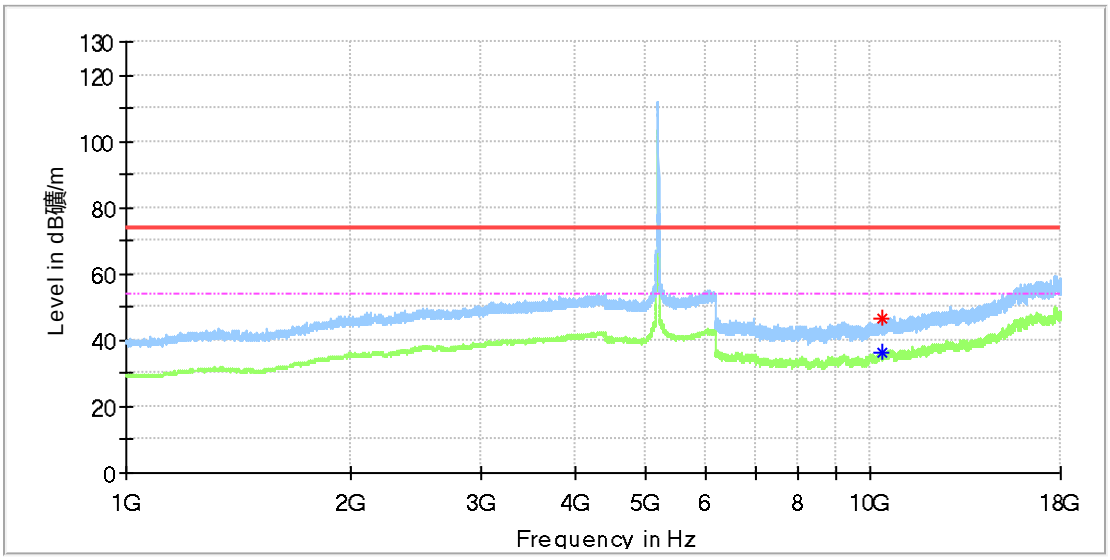

Critical_Freqs

Frequency (MHz)	MaxPeak (dBµV/m)	Average (dBµV/m)	Limit (dBµV/m)	Margin (dB)	Height (cm)	Pol	Azimuth (deg)	Corr. (dB/m)
10353.108333	---	36.57	54.00	17.43	100.0	H	245.0	11.8
10369.333333	46.38	---	74.00	27.62	100.0	H	28.0	11.8

Final_Result

Frequency (MHz)	MaxPeak (dBµV/m)	Limit (dBµV/m)	Margin (dB)	Height (cm)	Pol	Azimuth (deg)	Corr. (dB/m)
---	---	---	---	---		---	---

EUT Information

EUT Name:	Digital media receiver
Model:	B7W64E
Test Mode:	Wi-Fi 5G 11n_20M_Ch36
Test Voltage::	AC 120V/60Hz
Remark:	Temp 24 Humi:45%
Test Standard:	FCC 15.247
Tested By:	Kei Zhang
Reviewed By:	Terry Yin

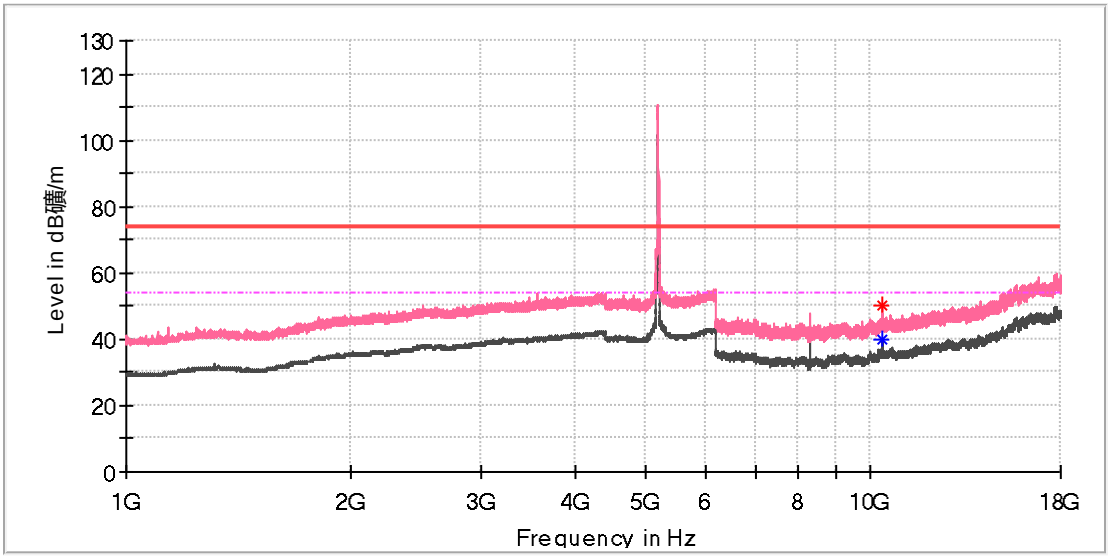

Critical_Freqs

Frequency (MHz)	MaxPeak (dBµV/m)	Average (dBµV/m)	Limit (dBµV/m)	Margin (dB)	Height (cm)	Pol	Azimuth (deg)	Corr. (dB/m)
10360.975000	---	39.62	54.00	14.38	100.0	V	243.0	11.8
10361.958333	50.41	---	74.00	23.59	100.0	V	243.0	11.8

Final_Result

Frequency (MHz)	MaxPeak (dBµV/m)	Limit (dBµV/m)	Margin (dB)	Height (cm)	Pol	Azimuth (deg)	Corr. (dB/m)
---	---	---	---	---		---	---

EUT Information

EUT Name:	Digital media receiver
Model:	B7W64E
Test Mode:	Wi-Fi 5G 11n_20M_Ch44
Test Voltage::	AC 120V/60Hz
Remark:	Temp 24 Humi:45%
Test Standard:	FCC 15.247
Tested By:	Kei Zhang
Reviewed By:	Terry Yin

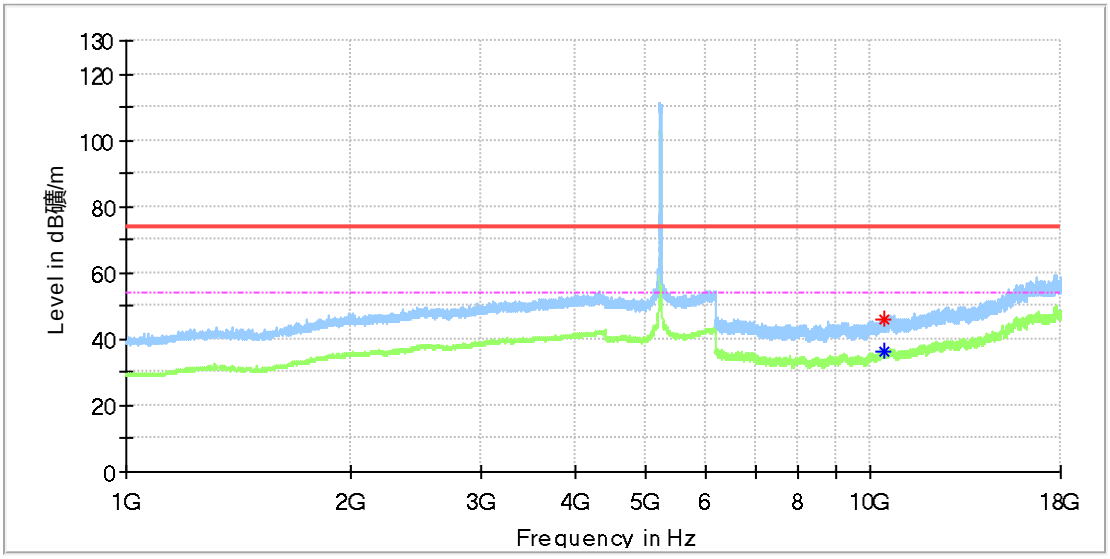

Critical_Freqs

Frequency (MHz)	MaxPeak (dBµV/m)	Average (dBµV/m)	Limit (dBµV/m)	Margin (dB)	Height (cm)	Pol	Azimuth (deg)	Corr. (dB/m)
10441.608333	---	36.04	54.00	17.96	100.0	H	24.0	11.9
10448.491667	46.15	---	74.00	27.85	100.0	H	290.0	11.9

Final_Result

Frequency (MHz)	MaxPeak (dBµV/m)	Limit (dBµV/m)	Margin (dB)	Height (cm)	Pol	Azimuth (deg)	Corr. (dB/m)
---	---	---	---	---		---	---

EUT Information

EUT Name:	Digital media receiver
Model:	B7W64E
Test Mode:	Wi-Fi 5G 11n_20M_Ch44
Test Voltage::	AC 120V/60Hz
Remark:	Temp 24 Humi:45%
Test Standard:	FCC 15.247
Tested By:	Kei Zhang
Reviewed By:	Terry Yin

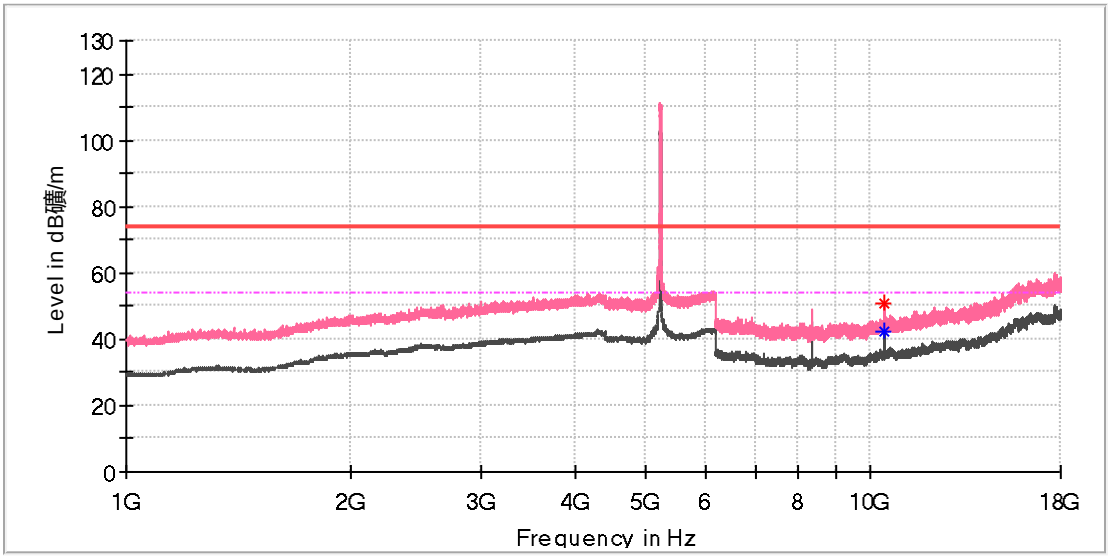

Critical_Freqs

Frequency (MHz)	MaxPeak (dBµV/m)	Average (dBµV/m)	Limit (dBµV/m)	Margin (dB)	Height (cm)	Pol	Azimuth (deg)	Corr. (dB/m)
10437.183333	---	42.12	54.00	11.88	100.0	V	333.0	11.9
10437.675000	51.05	---	74.00	22.95	100.0	V	333.0	11.9

Final_Result

Frequency (MHz)	MaxPeak (dBµV/m)	Limit (dBµV/m)	Margin (dB)	Height (cm)	Pol	Azimuth (deg)	Corr. (dB/m)
---	---	---	---	---		---	---