Appendix B
Detailed Test Results

1. GSM
GSM850 for Head & Body
GSM1900 for Head & Body
2. WCDMA
WCDMA Band II for Head & Body
WCDMA Band IV for Head & Body
WCDMA Band V for Head & Body
3. LTE
LTE Band 12 for Head & Body
LTE Band 25 for Head & Body
LTE Band 26 for Head & Body
LTE Band 41 for Head & Body
LTE Band 66 for Head & Body
LTE Band 71 for Head & Body
4. WIFI
WIFI 2.4G for Head & Body
5. BT
BT for Head & Body

Date: 2021-11-12

Test Laboratory: SGS-SAR Lab

MH-T6000 GSM 850 GSM 190CH Left cheek

DUT: MH-T6000; Type: smart phone; Serial: 350021980002333

Communication System: UID 0, GSM Only Communication System (0); Frequency: 836.6 MHz;Duty Cycle: 1:8.30042

Medium: HSL835;Medium parameters used: f = 837 MHz; σ = 0.922 S/m; ε_r = 42.293; ρ = 1000 kg/m^3
Phantom section: Left Section

DASY 5 Configuration:

- Probe: EX3DV4 - SN3789; ConvF(8.54, 8.54, 8.54); Calibrated: 2021-08-12
- Sensor-Surface: 1.4mm (Mechanical Surface Detection)
- Electronics: DAE3 Sn414; Calibrated: 2020-12-30
- Phantom: SAM6; Type: SAM; Serial: 1824
- DASY52 52.10.4(1527); SEMCAD X 14.6.14(7483)

Configuration/Head/Area Scan (8x13x1): Measurement grid: dx=15mm, dy=15mm
Maximum value of SAR (measured) = 0.257 W/kg

Configuration/Head/Zoom Scan (5x5x7)/Cube 0: Measurement grid: dx=8mm, dy=8mm, dz=5mm
Reference Value = 3.642 V/m; Power Drift = 0.19 dB
Peak SAR (extrapolated) = 0.276 W/kg
SAR(1 g) = 0.210 W/kg; SAR(10 g) = 0.160 W/kg
Maximum value of SAR (measured) = 0.254 W/kg

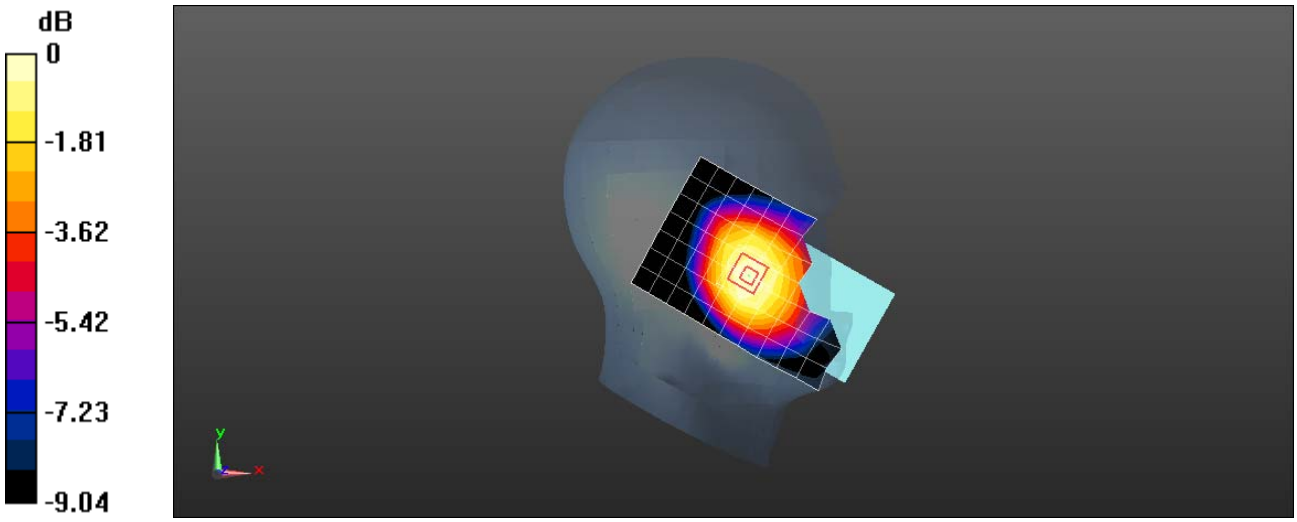

0 dB = 0.254 W/kg = -5.95 dBW/kg

Date: 2021-11-12

Test Laboratory: SGS-SAR Lab

MH-T6000 GSM850 GSM 190CH Back side 15mm

DUT: MH-T6000; Type: smart phone; Serial: 350021980002333

Communication System: UID 0, GSM Only Communication System (0); Frequency: 836.6 MHz;Duty Cycle: 1:8.30042

Medium: HSL835;Medium parameters used: f = 837 MHz; σ = 0.922 S/m; ε_r = 42.293; ρ = 1000 kg/m^3
Phantom section: Flat Section

DASY 5 Configuration:

- Probe: EX3DV4 - SN3789; ConvF(8.54, 8.54, 8.54); Calibrated: 2021-08-12
- Sensor-Surface: 1.4mm (Mechanical Surface Detection)
- Electronics: DAE3 Sn414; Calibrated: 2020-12-30
- Phantom: SAM6; Type: SAM; Serial: 1824
- DASY52 52.10.4(1527); SEMCAD X 14.6.14(7483)

Configuration/Body/Area Scan (8x13x1): Measurement grid: dx=15mm, dy=15mm
Maximum value of SAR (measured) = 0.348 W/kg

Configuration/Body/Zoom Scan (5x5x7)/Cube 0: Measurement grid: dx=8mm, dy=8mm, dz=5mm
Reference Value = 16.43 V/m; Power Drift = 0.06 dB
Peak SAR (extrapolated) = 0.391 W/kg
SAR(1 g) = 0.277 W/kg; SAR(10 g) = 0.205 W/kg
Maximum value of SAR (measured) = 0.345 W/kg

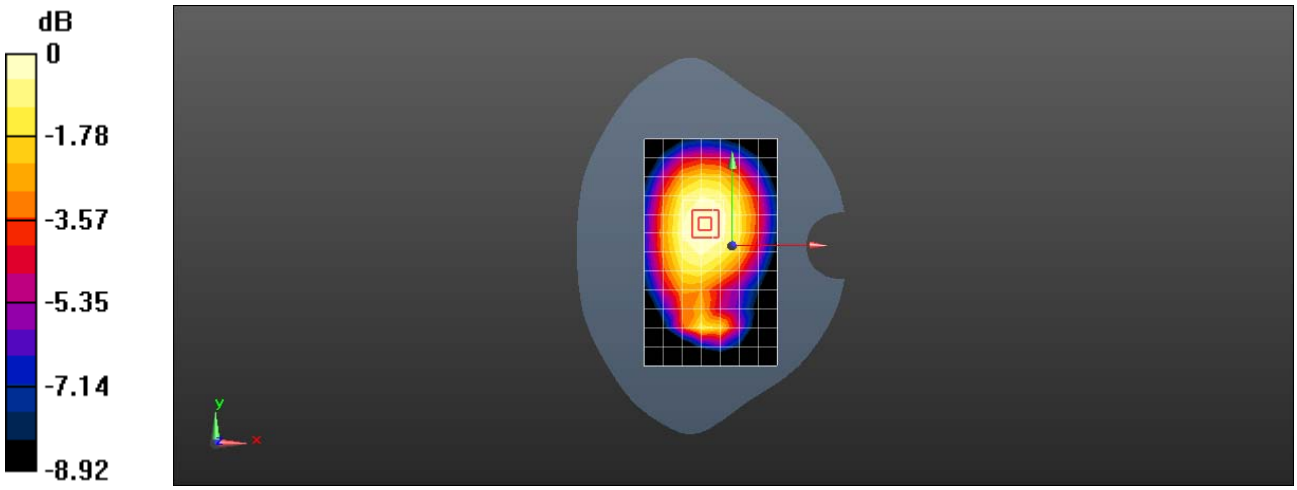

0 dB = 0.345 W/kg = -4.62 dBW/kg

Date: 2021-11-12

Test Laboratory: SGS-SAR Lab

MH-T6000 GSM850 GPRS 2TS 190CH Back side 10mm

DUT: MH-T6000; Type: smart phone; Serial: 350021980002333

Communication System: UID 0, GPRS/EGPRS Mode(2up) Communication System (0); Frequency: 836.6 MHz;Duty Cycle: 1:4.14954

Medium: HSL835;Medium parameters used: f = 837 MHz; σ = 0.922 S/m; ε_r = 42.293; ρ = 1000 kg/m^3
Phantom section: Flat Section

DASY 5 Configuration:

- Probe: EX3DV4 - SN3789; ConvF(8.54, 8.54, 8.54); Calibrated: 2021-08-12
- Sensor-Surface: 1.4mm (Mechanical Surface Detection)
- Electronics: DAE3 Sn414; Calibrated: 2020-12-30
- Phantom: SAM6; Type: SAM; Serial: 1824
- DASY52 52.10.4(1527); SEMCAD X 14.6.14(7483)

Configuration/Body/Area Scan (8x13x1): Measurement grid: dx=15mm, dy=15mm
Maximum value of SAR (measured) = 0.625 W/kg

Configuration/Body/Zoom Scan (5x5x7)/Cube 0: Measurement grid: dx=8mm, dy=8mm, dz=5mm
Reference Value = 18.13 V/m; Power Drift = -0.04 dB
Peak SAR (extrapolated) = 0.832 W/kg
SAR(1 g) = 0.424 W/kg; SAR(10 g) = 0.227 W/kg
Maximum value of SAR (measured) = 0.671 W/kg

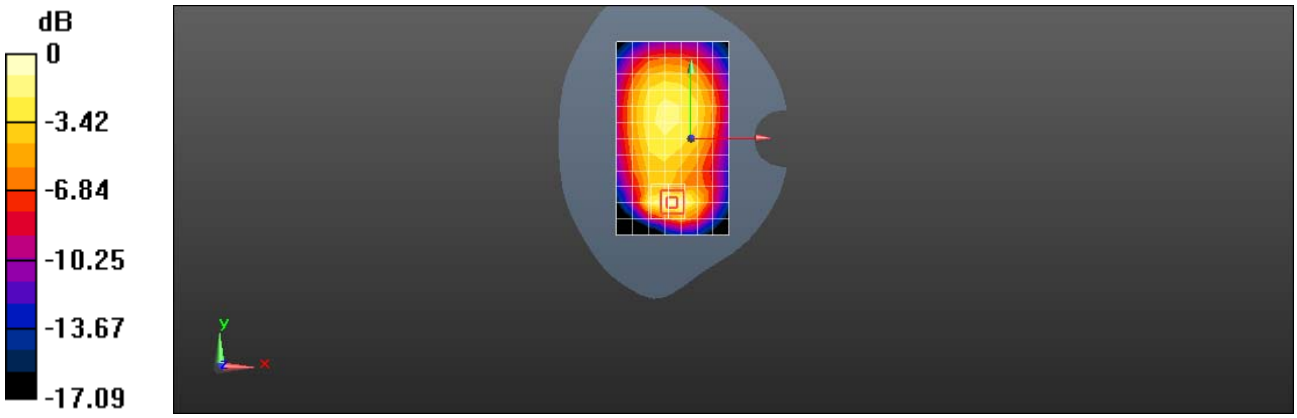

0 dB = 0.671 W/kg = -1.73 dBW/kg

Date: 2021/11/15

Test Laboratory: SGS-SAR Lab

MH-T6000 GSM 1900 GSM 661CH Left cheek

DUT: MH-T6000; Type: smart phone; Serial: 350021980001707

Communication System: UID 0, GSM Only Communication System (0); Frequency: 1880 MHz;Duty Cycle: 1:8.30042

Medium: HSL1900;Medium parameters used: f = 1880 MHz; σ = 1.39 S/m; ε_r = 38.69; ρ = 1000 kg/m^3
Phantom section: Left Section

DASY 5 Configuration:

- Probe: EX3DV4 - SN7620; ConvF(8.67, 8.67, 8.67); Calibrated: 2021/08/24
- Sensor-Surface: 4mm (Mechanical Surface Detection)
- Electronics: DAE4 Sn1324; Calibrated: 2021/06/22
- Phantom: SAM 1; Type: SAM; Serial: 1410
- DASY52 52.10.4(1527); SEMCAD X 14.6.14(7483)

Configuration/Head/Area Scan (8x13x1): Measurement grid: dx=15mm, dy=15mm
Maximum value of SAR (measured) = 0.0835 W/kg

Configuration/Head/Zoom Scan (5x5x7)/Cube 0: Measurement grid: dx=8mm, dy=8mm, dz=5mm
Reference Value = 3.063 V/m; Power Drift = 0.12 dB
Peak SAR (extrapolated) = 0.130 W/kg
SAR(1 g) = 0.080 W/kg; SAR(10 g) = 0.048 W/kg
Maximum value of SAR (measured) = 0.0851 W/kg

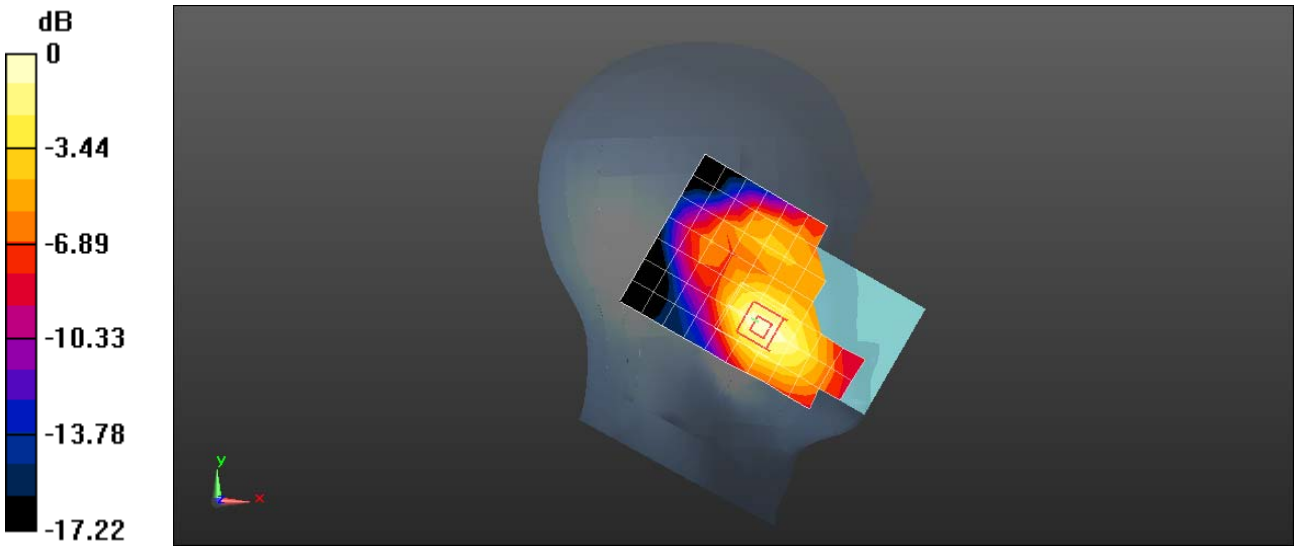

0 dB = 0.0851 W/kg = -10.70 dBW/kg

Date: 2021/11/15

Test Laboratory: SGS-SAR Lab

MH-T6000 GSM 1900 GSM 661CH Back side 15mm

DUT: MH-T6000; Type: smart phone; Serial: 350021980001707

Communication System: UID 0, GSM Only Communication System (0); Frequency: 1880 MHz;Duty Cycle: 1:8.30042

Medium: HSL1900;Medium parameters used: f = 1880 MHz; σ = 1.39 S/m; ε_r = 38.69; ρ = 1000 kg/m^3
Phantom section: Flat Section

DASY 5 Configuration:

- Probe: EX3DV4 - SN7620; ConvF(8.67, 8.67, 8.67); Calibrated: 2021/08/24
- Sensor-Surface: 4mm (Mechanical Surface Detection)
- Electronics: DAE4 Sn1324; Calibrated: 2021/06/22
- Phantom: SAM 1; Type: SAM; Serial: 1410
- DASY52 52.10.4(1527); SEMCAD X 14.6.14(7483)

Configuration/Body/Area Scan (8x13x1): Measurement grid: dx=15mm, dy=15mm
Maximum value of SAR (measured) = 0.205 W/kg

Configuration/Body/Zoom Scan (5x5x7)/Cube 0: Measurement grid: dx=8mm, dy=8mm, dz=5mm
Reference Value = 6.189 V/m; Power Drift = 0.07 dB
Peak SAR (extrapolated) = 0.341 W/kg
SAR(1 g) = 0.207 W/kg; SAR(10 g) = 0.120 W/kg
Maximum value of SAR (measured) = 0.226 W/kg

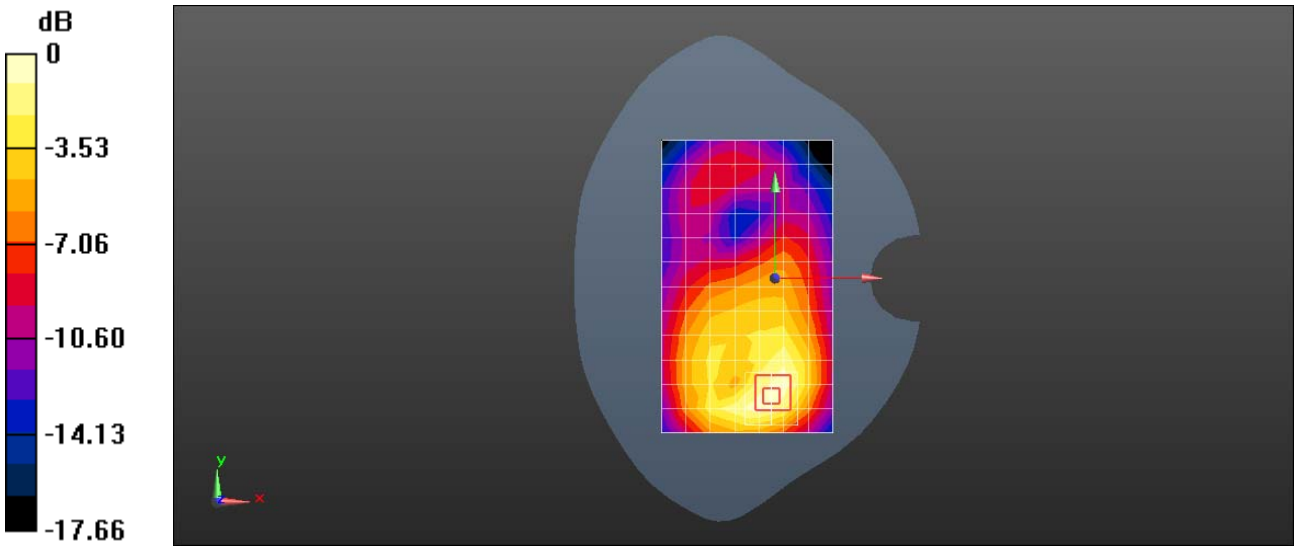

0 dB = 0.226 W/kg = -6.46 dBW/kg

Date: 2021/11/15

Test Laboratory: SGS-SAR Lab

MH-T6000 GSM 1900 GPRS 3TS 661CH Back side 10mm

DUT: MH-T6000; Type: smart phone; Serial: 350021980001707

Communication System: UID 0, GPRS/EGPRS Mode(3up) Communication System (0); Frequency: 1880 MHz;Duty Cycle: 1:2.77013

Medium: HSL1900;Medium parameters used: f = 1880 MHz; σ = 1.39 S/m; ε_r = 38.69; ρ = 1000 kg/m^3
Phantom section: Flat Section

DASY 5 Configuration:

- Probe: EX3DV4 - SN7620; ConvF(8.67, 8.67, 8.67); Calibrated: 2021/08/24
- Sensor-Surface: 4mm (Mechanical Surface Detection)
- Electronics: DAE4 Sn1324; Calibrated: 2021/06/22
- Phantom: SAM 1; Type: SAM; Serial: 1410
- DASY52 52.10.4(1527); SEMCAD X 14.6.14(7483)

Configuration/Body/Area Scan (8x13x1): Measurement grid: dx=15mm, dy=15mm
Maximum value of SAR (measured) = 0.460 W/kg

Configuration/Body/Zoom Scan (5x5x7)/Cube 0: Measurement grid: dx=8mm, dy=8mm, dz=5mm
Reference Value = 8.003 V/m; Power Drift = -0.12 dB
Peak SAR (extrapolated) = 0.787 W/kg
SAR(1 g) = 0.443 W/kg; SAR(10 g) = 0.242 W/kg
Maximum value of SAR (measured) = 0.488 W/kg

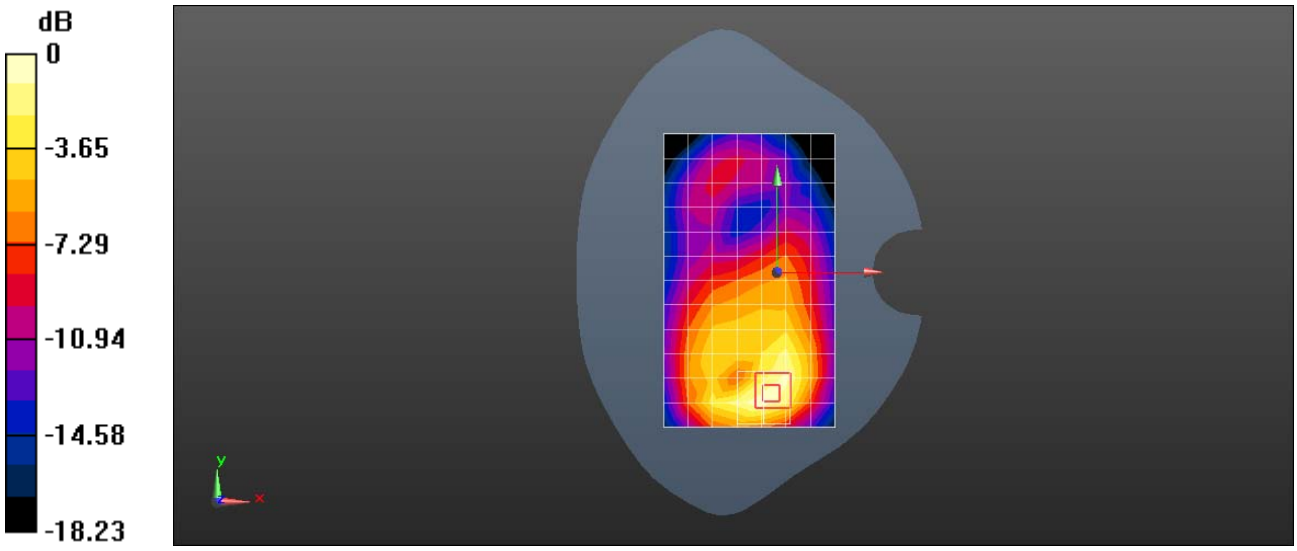

0 dB = 0.488 W/kg = -3.12 dBW/kg

Date: 2021/11/15

Test Laboratory: SGS-SAR Lab

MH-T6000 WCDMA RMC Band II 9400CH Left cheek

DUT: MH-T6000; Type: smart phone; Serial: 350021980001707

Communication System: UID 0, WCDMA (0); Frequency: 1880 MHz;Duty Cycle: 1:1

Medium: HSL1900;Medium parameters used: f = 1880 MHz; σ = 1.39 S/m; ε_r = 38.69; ρ = 1000 kg/m^3
Phantom section: Left Section

DASY 5 Configuration:

- Probe: EX3DV4 - SN7620; ConvF(8.67, 8.67, 8.67); Calibrated: 2021/08/24
- Sensor-Surface: 4mm (Mechanical Surface Detection)
- Electronics: DAE4 Sn1324; Calibrated: 2021/06/22
- Phantom: SAM 1; Type: SAM; Serial: 1410
- DASY52 52.10.4(1527); SEMCAD X 14.6.14(7483)

Configuration/Head/Area Scan (8x13x1): Measurement grid: dx=15mm, dy=15mm
Maximum value of SAR (measured) = 0.187 W/kg

Configuration/Head/Zoom Scan (5x5x7)/Cube 0: Measurement grid: dx=8mm, dy=8mm, dz=5mm
Reference Value = 4.571 V/m; Power Drift = -0.08 dB
Peak SAR (extrapolated) = 0.286 W/kg
SAR(1 g) = 0.174 W/kg; SAR(10 g) = 0.105 W/kg
Maximum value of SAR (measured) = 0.183 W/kg

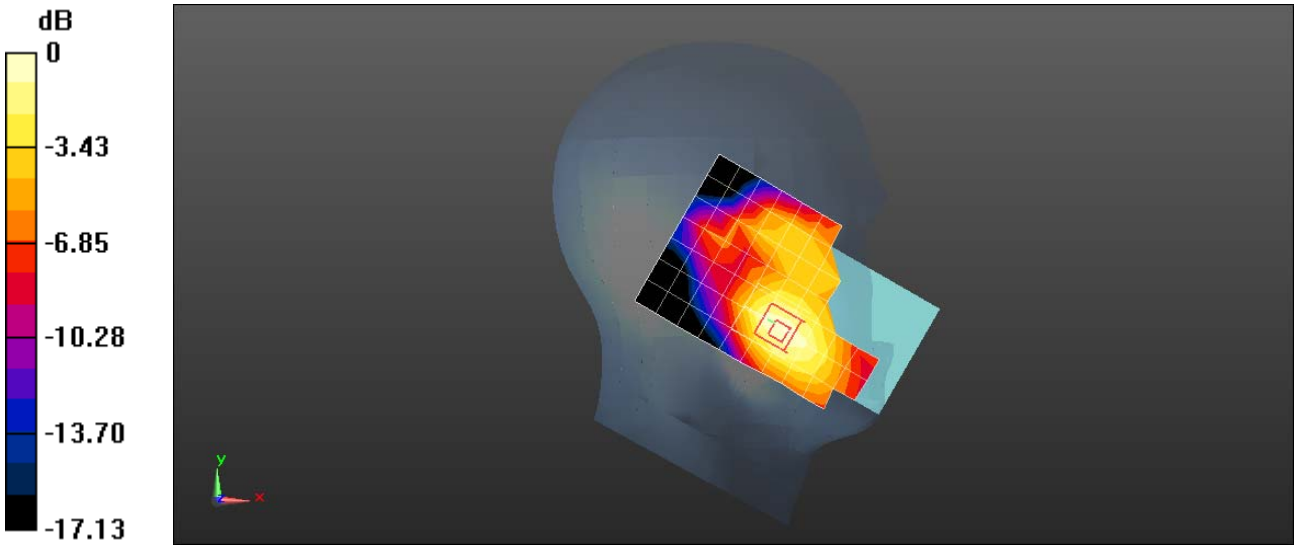

0 dB = 0.183 W/kg = -7.38 dBW/kg

Date: 2021/11/15

Test Laboratory: SGS-SAR Lab

MH-T6000 WCDMA RMC Band II 9400CH Back side 15mm

DUT: MH-T6000; Type: smart phone; Serial: 350021980001707

Communication System: UID 0, WCDMA (0); Frequency: 1880 MHz;Duty Cycle: 1:1

Medium: HSL1900;Medium parameters used: f = 1880 MHz; σ = 1.39 S/m; ε_r = 38.69; ρ = 1000 kg/m^3
Phantom section: Flat Section

DASY 5 Configuration:

- Probe: EX3DV4 - SN7620; ConvF(8.67, 8.67, 8.67); Calibrated: 2021/08/24
- Sensor-Surface: 4mm (Mechanical Surface Detection)
- Electronics: DAE4 Sn1324; Calibrated: 2021/06/22
- Phantom: SAM 1; Type: SAM; Serial: 1410
- DASY52 52.10.4(1527); SEMCAD X 14.6.14(7483)

Configuration/Body/Area Scan (8x13x1): Measurement grid: dx=15mm, dy=15mm
Maximum value of SAR (measured) = 0.397 W/kg

Configuration/Body/Zoom Scan (5x5x7)/Cube 0: Measurement grid: dx=8mm, dy=8mm, dz=5mm
Reference Value = 6.655 V/m; Power Drift = -0.16 dB
Peak SAR (extrapolated) = 0.624 W/kg
SAR(1 g) = 0.372 W/kg; SAR(10 g) = 0.215 W/kg
Maximum value of SAR (measured) = 0.407 W/kg

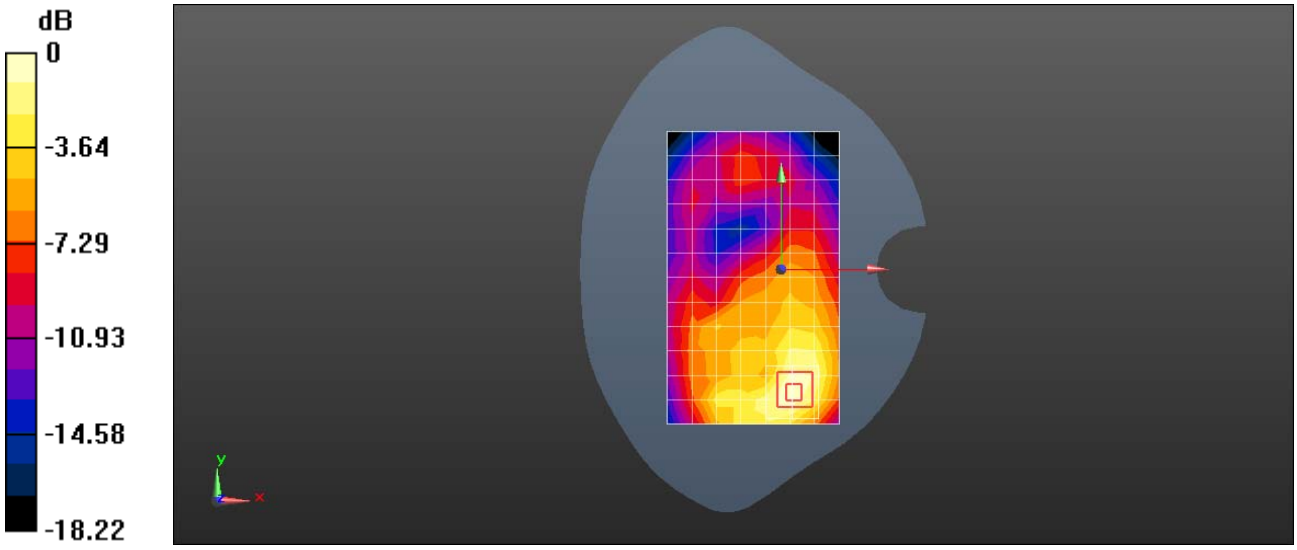

0 dB = 0.407 W/kg = -3.90 dBW/kg

Date: 2021/11/15

Test Laboratory: SGS-SAR Lab

MH-T6000 WCDMA RMC Band II 9262CH Back side-Repeat 10mm

DUT: MH-T6000; Type: smart phone; Serial: 350021980001707

Communication System: UID 0, WCDMA (0); Frequency: 1852.4 MHz;Duty Cycle: 1:1

Medium: HSL1900;Medium parameters used (interpolated): f = 1852.4 MHz; σ = 1.369 S/m; ε_r = 38.809; ρ = 1000 kg/m^3
Phantom section: Flat Section

DASY 5 Configuration:

- Probe: EX3DV4 - SN7620; ConvF(8.67, 8.67, 8.67); Calibrated: 2021/08/24
- Sensor-Surface: 4mm (Mechanical Surface Detection)
- Electronics: DAE4 Sn1324; Calibrated: 2021/06/22
- Phantom: SAM 1; Type: SAM; Serial: 1410
- DASY52 52.10.4(1527); SEMCAD X 14.6.14(7483)

Configuration/Body/Area Scan (8x13x1): Measurement grid: dx=15mm, dy=15mm
Maximum value of SAR (measured) = 0.883 W/kg

Configuration/Body/Zoom Scan (5x5x7)/Cube 0: Measurement grid: dx=8mm, dy=8mm, dz=5mm
Reference Value = 10.20 V/m; Power Drift = -0.09 dB
Peak SAR (extrapolated) = 1.50 W/kg
SAR(1 g) = 0.858 W/kg; SAR(10 g) = 0.478 W/kg
Maximum value of SAR (measured) = 0.941 W/kg

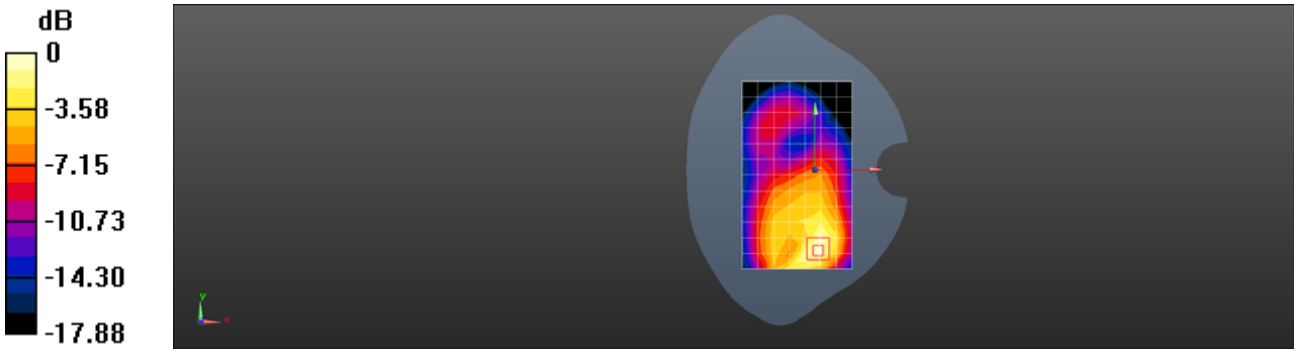

0 dB = 0.941 W/kg = -0.26 dBW/kg

Date: 2021/11/17

Test Laboratory: SGS-SAR Lab

MH-T6000 WCDMA RMC Band IV 1412CH Left cheek

DUT: MH-T6000; Type: smart phone; Serial: 350021980002333

Communication System: UID 0, WCDMA (0); Frequency: 1732.4 MHz;Duty Cycle: 1:1

Medium: HSL1750;Medium parameters used (interpolated): f = 1732.4 MHz; σ = 1.313 S/m; ε_r = 40.85; ρ = 1000 kg/m^3
Phantom section: Left Section

DASY 5 Configuration:

- Probe: EX3DV4 - SN3789; ConvF(7.59, 7.59, 7.59); Calibrated: 2021/08/12
- Sensor-Surface: 2mm (Mechanical Surface Detection)
- Electronics: DAE3 Sn414; Calibrated: 2020/12/30
- Phantom: SAM6; Type: SAM; Serial: 1824
- DASY52 52.10.4(1527); SEMCAD X 14.6.14(7483)

Configuration/Head/Area Scan (8x13x1): Measurement grid: dx=15mm, dy=15mm
Maximum value of SAR (measured) = 0.169 W/kg

Configuration/Head/Zoom Scan (5x5x7)/Cube 0: Measurement grid: dx=8mm, dy=8mm, dz=5mm
Reference Value = 1.695 V/m; Power Drift = 0.08 dB
Peak SAR (extrapolated) = 0.242 W/kg
SAR(1 g) = 0.155 W/kg; SAR(10 g) = 0.099 W/kg
Maximum value of SAR (measured) = 0.166 W/kg

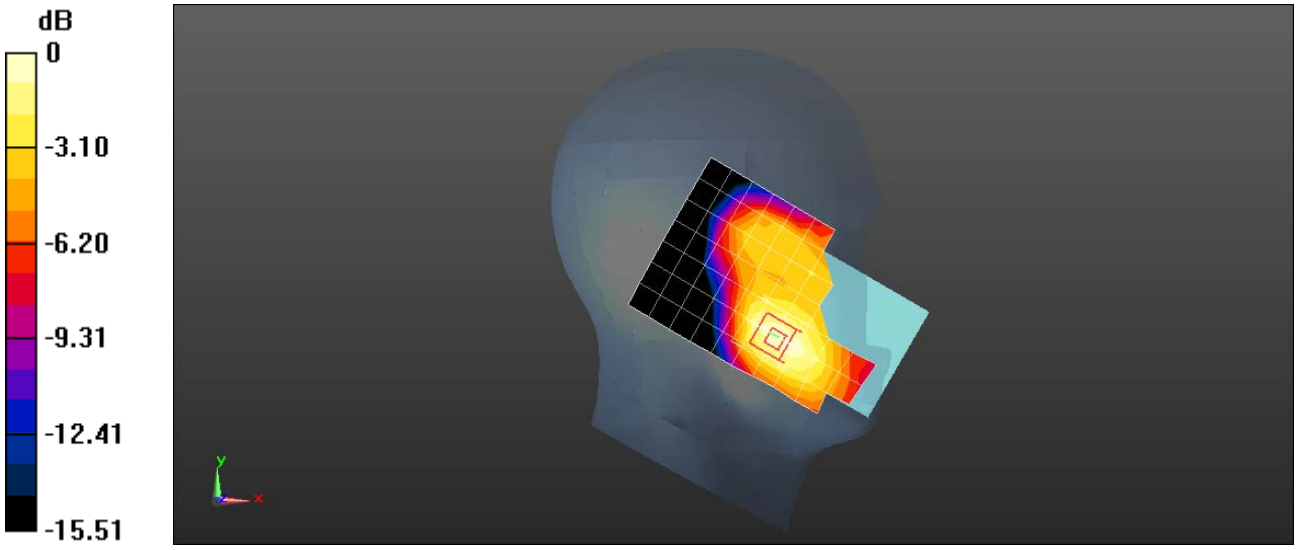

0 dB = 0.166 W/kg = -7.80 dBW/kg

Date: 2021/11/17

Test Laboratory: SGS-SAR Lab

MH-T6000 WCDMA RMC Band IV 1412CH Back side 15mm

DUT: MH-T6000; Type: smart phone; Serial: 350021980002333

Communication System: UID 0, WCDMA (0); Frequency: 1732.4 MHz;Duty Cycle: 1:1

Medium: HSL1750;Medium parameters used (interpolated): f = 1732.4 MHz; σ = 1.313 S/m; ε_r = 40.85; ρ = 1000 kg/m^3
Phantom section: Flat Section

DASY 5 Configuration:

- Probe: EX3DV4 - SN3789; ConvF(7.59, 7.59, 7.59); Calibrated: 2021/08/12
- Sensor-Surface: 2mm (Mechanical Surface Detection)
- Electronics: DAE3 Sn414; Calibrated: 2020/12/30
- Phantom: SAM6; Type: SAM; Serial: 1824
- DASY52 52.10.4(1527); SEMCAD X 14.6.14(7483)

Configuration/Body/Area Scan (8x13x1): Measurement grid: dx=15mm, dy=15mm
Maximum value of SAR (measured) = 0.191 W/kg

Configuration/Body/Zoom Scan (5x5x7)/Cube 0: Measurement grid: dx=8mm, dy=8mm, dz=5mm
Reference Value = 6.368 V/m; Power Drift = -0.17 dB
Peak SAR (extrapolated) = 0.307 W/kg
SAR(1 g) = 0.188 W/kg; SAR(10 g) = 0.111 W/kg
Maximum value of SAR (measured) = 0.206 W/kg

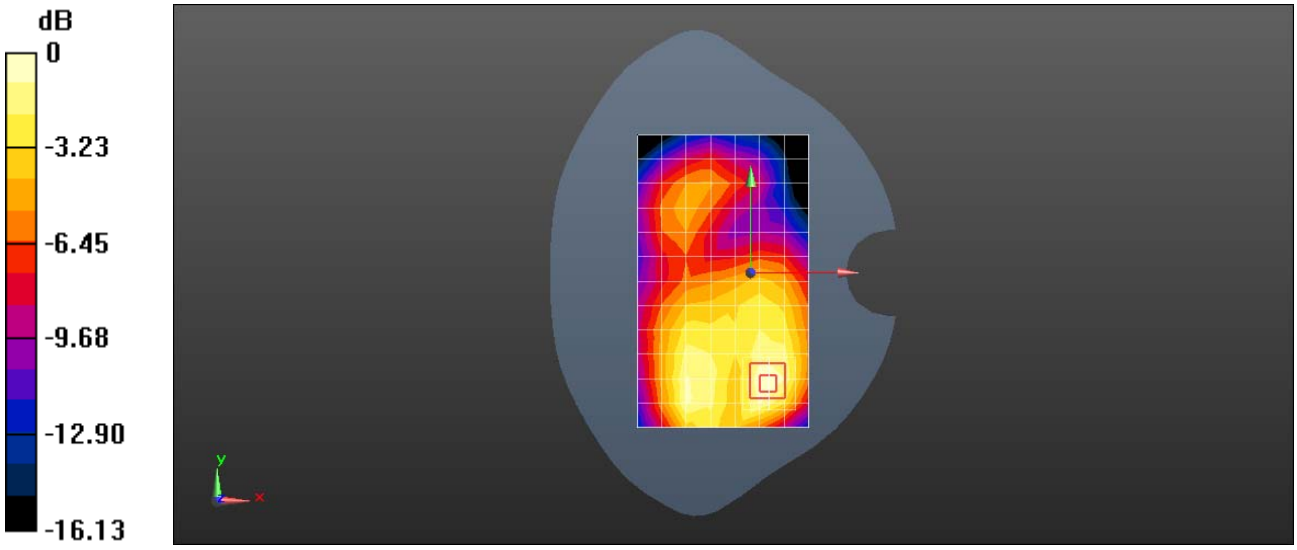

0 dB = 0.206 W/kg = -6.86 dBW/kg

Date: 2021/11/17

Test Laboratory: SGS-SAR Lab

MH-T6000 WCDMA RMC Band IV 1412CH Bottom side 10mm

DUT: MH-T6000; Type: smart phone; Serial: 350021980002333

Communication System: UID 0, WCDMA (0); Frequency: 1732.4 MHz;Duty Cycle: 1:1

Medium: HSL1750;Medium parameters used (interpolated): f = 1732.4 MHz; σ = 1.313 S/m; ε_r = 40.85; ρ = 1000 kg/m^3
Phantom section: Flat Section

DASY 5 Configuration:

- Probe: EX3DV4 - SN3789; ConvF(7.59, 7.59, 7.59); Calibrated: 2021/08/12
- Sensor-Surface: 2mm (Mechanical Surface Detection)
- Electronics: DAE3 Sn414; Calibrated: 2020/12/30
- Phantom: SAM6; Type: SAM; Serial: 1824
- DASY52 52.10.4(1527); SEMCAD X 14.6.14(7483)

Configuration/Body/Area Scan (5x9x1): Measurement grid: dx=15mm, dy=15mm
Maximum value of SAR (measured) = 0.431 W/kg

Configuration/Body/Zoom Scan (5x5x7)/Cube 0: Measurement grid: dx=8mm, dy=8mm, dz=5mm
Reference Value = 18.09 V/m; Power Drift = 0.02 dB
Peak SAR (extrapolated) = 0.649 W/kg
SAR(1 g) = 0.389 W/kg; SAR(10 g) = 0.221 W/kg
Maximum value of SAR (measured) = 0.428 W/kg

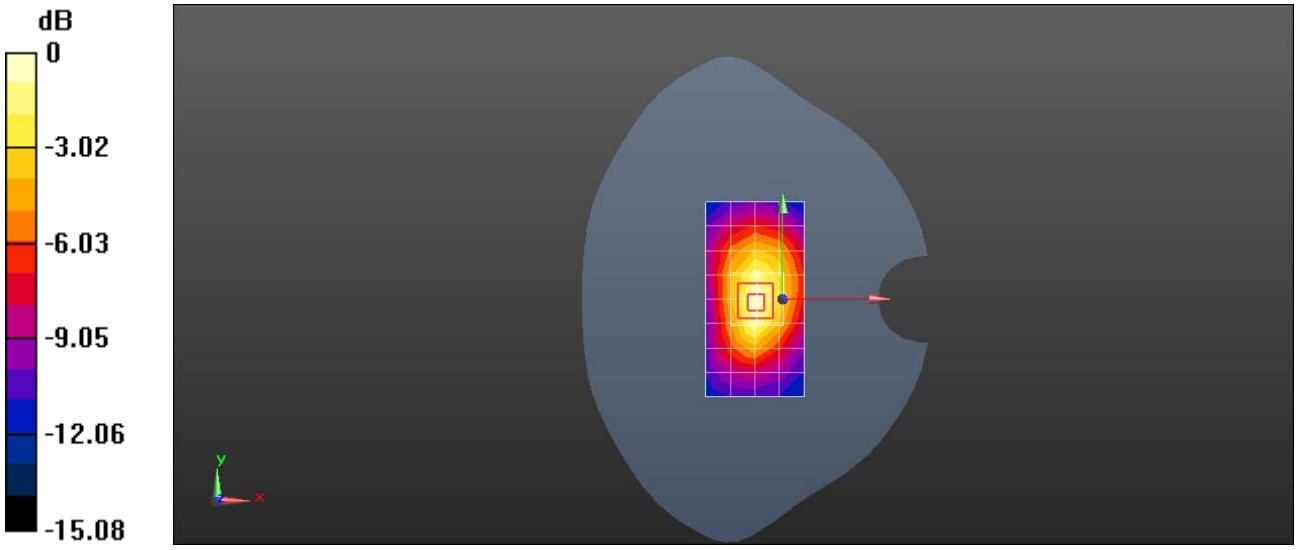

0 dB = 0.428 W/kg = -3.69 dBW/kg

Date: 2021-11-12

Test Laboratory: SGS-SAR Lab

MH-T6000 WCDMA Band V 4182CH Right cheek

DUT: MH-T6000; Type: smart phone; Serial: 350021980002333

Communication System: UID 0, WCDMA (0); Frequency: 836.4 MHz;Duty Cycle: 1:1

Medium: HSL835;Medium parameters used: f = 836.4 MHz; σ = 0.921 S/m; ε_r = 42.297; ρ = 1000 kg/m^3
Phantom section: Right Section

DASY 5 Configuration:

- Probe: EX3DV4 - SN3789; ConvF(8.54, 8.54, 8.54); Calibrated: 2021-08-12
- Sensor-Surface: 1.4mm (Mechanical Surface Detection)
- Electronics: DAE3 Sn414; Calibrated: 2020-12-30
- Phantom: SAM6; Type: SAM; Serial: 1824
- DASY52 52.10.4(1527); SEMCAD X 14.6.14(7483)

Configuration/Head/Area Scan (8x13x1): Measurement grid: dx=15mm, dy=15mm
Maximum value of SAR (measured) = 0.203 W/kg

Configuration/Head/Zoom Scan (5x5x7)/Cube 0: Measurement grid: dx=8mm, dy=8mm, dz=5mm
Reference Value = 3.251 V/m; Power Drift = 0.07 dB
Peak SAR (extrapolated) = 0.225 W/kg
SAR(1 g) = 0.167 W/kg; SAR(10 g) = 0.126 W/kg
Maximum value of SAR (measured) = 0.204 W/kg

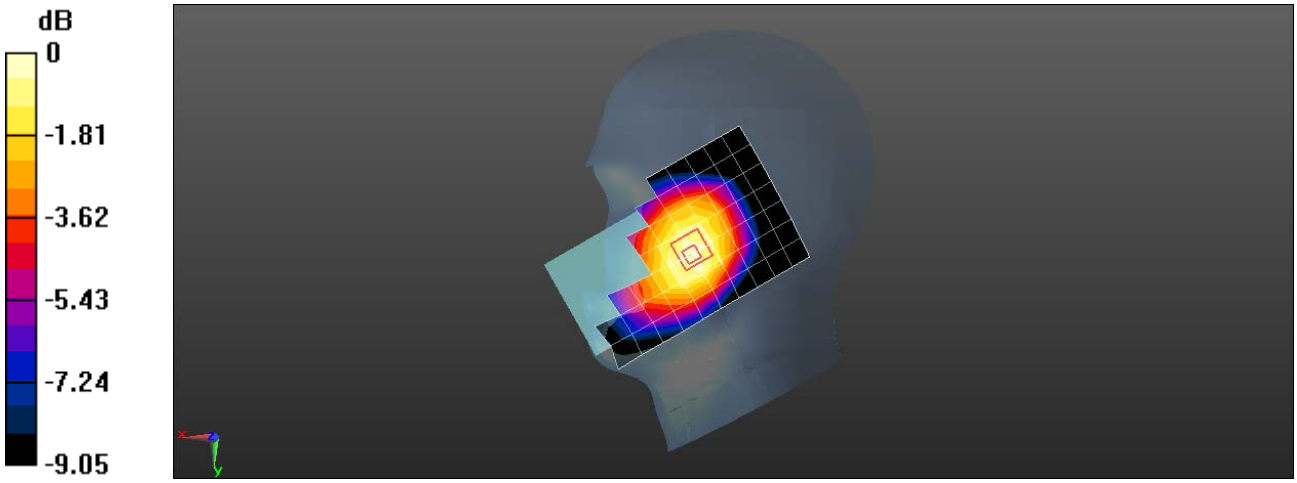

0 dB = 0.204 W/kg = -6.90 dBW/kg

Date: 2021-11-12

Test Laboratory: SGS-SAR Lab

MH-T6000 WCDMA Band V 4182CH Back side 15mm

DUT: MH-T6000; Type: smart phone; Serial: 350021980002333

Communication System: UID 0, WCDMA (0); Frequency: 836.4 MHz;Duty Cycle: 1:1

Medium: HSL835;Medium parameters used: f = 836.4 MHz; σ = 0.921 S/m; ε_r = 42.297; ρ = 1000 kg/m^3
Phantom section: Flat Section

DASY 5 Configuration:

- Probe: EX3DV4 - SN3789; ConvF(8.54, 8.54, 8.54); Calibrated: 2021-08-12
- Sensor-Surface: 1.4mm (Mechanical Surface Detection)
- Electronics: DAE3 Sn414; Calibrated: 2020-12-30
- Phantom: SAM6; Type: SAM; Serial: 1824
- DASY52 52.10.4(1527); SEMCAD X 14.6.14(7483)

Configuration/Body/Area Scan (8x13x1): Measurement grid: dx=15mm, dy=15mm
Maximum value of SAR (measured) = 0.258 W/kg

Configuration/Body/Zoom Scan (5x5x7)/Cube 0: Measurement grid: dx=8mm, dy=8mm, dz=5mm
Reference Value = 14.32 V/m; Power Drift = 0.02 dB
Peak SAR (extrapolated) = 0.296 W/kg
SAR(1 g) = 0.208 W/kg; SAR(10 g) = 0.154 W/kg
Maximum value of SAR (measured) = 0.261 W/kg

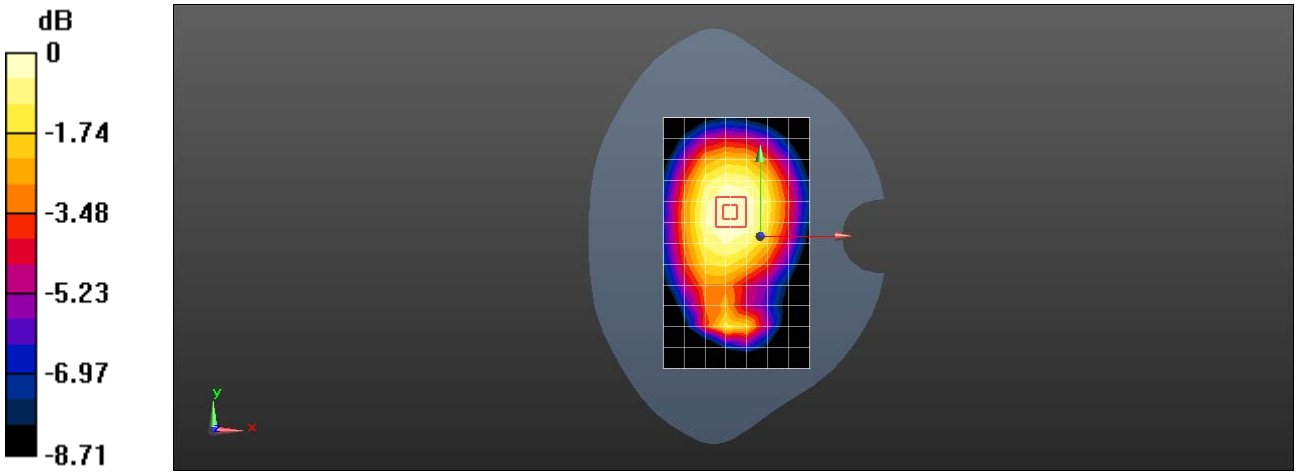

0 dB = 0.261 W/kg = -5.83 dBW/kg

Date: 2021-11-12

Test Laboratory: SGS-SAR Lab

MH-T6000 WCDMA Band V 4182CH Back side 10mm

DUT: MH-T6000; Type: smart phone; Serial: 350021980002333

Communication System: UID 0, WCDMA (0); Frequency: 836.4 MHz;Duty Cycle: 1:1

Medium: HSL835;Medium parameters used: f = 836.4 MHz; σ = 0.921 S/m; ε_r = 42.297; ρ = 1000 kg/m^3
Phantom section: Flat Section

DASY 5 Configuration:

- Probe: EX3DV4 - SN3789; ConvF(8.54, 8.54, 8.54); Calibrated: 2021-08-12
- Sensor-Surface: 1.4mm (Mechanical Surface Detection)
- Electronics: DAE3 Sn414; Calibrated: 2020-12-30
- Phantom: SAM6; Type: SAM; Serial: 1824
- DASY52 52.10.4(1527); SEMCAD X 14.6.14(7483)

Configuration/Body/Area Scan (8x13x1): Measurement grid: dx=15mm, dy=15mm
Maximum value of SAR (measured) = 0.403 W/kg

Configuration/Body/Zoom Scan (5x5x7)/Cube 0: Measurement grid: dx=8mm, dy=8mm, dz=5mm
Reference Value = 14.28 V/m; Power Drift = -0.11 dB
Peak SAR (extrapolated) = 0.530 W/kg
SAR(1 g) = 0.267 W/kg; SAR(10 g) = 0.142 W/kg
Maximum value of SAR (measured) = 0.425 W/kg

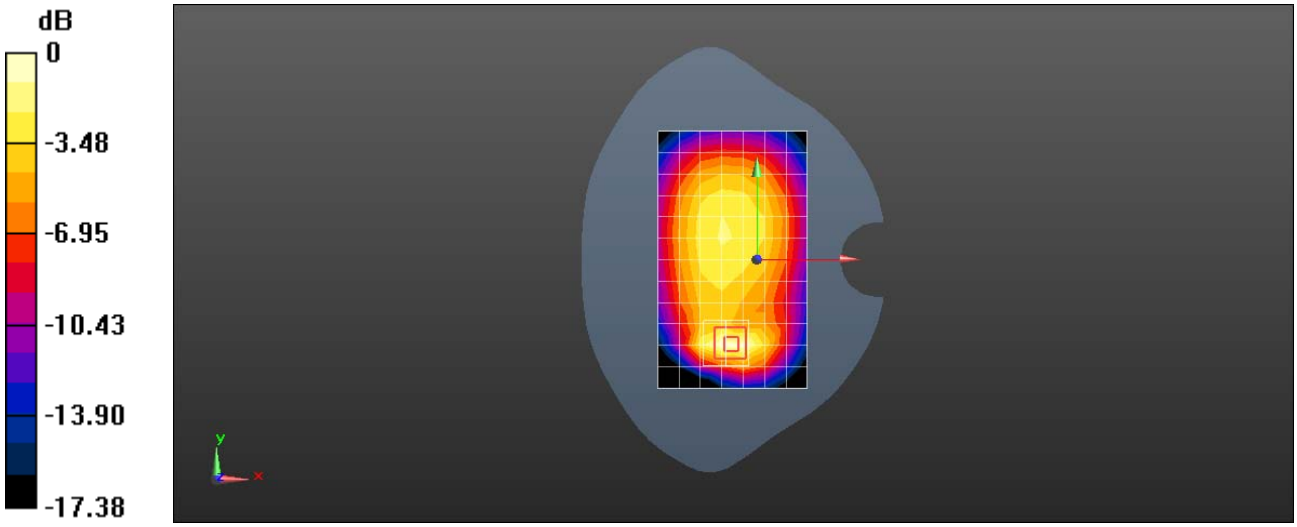

0 dB = 0.425 W/kg = -3.72 dBW/kg

Date: 2021-11-16

Test Laboratory: SGS-SAR Lab

MH-T6000 LTE Band 12 10M QPSK 1RB25 23095CH Right cheek

DUT: MH-T6000; Type: smart phone; Serial: 350021980001707

Communication System: UID 0, LTE-FDD BW 10MHZ (0); Frequency: 707.5 MHz;Duty Cycle: 1:1

Medium: HSL750;Medium parameters used: f = 707.5 MHz; σ = 0.849 S/m; ε_r = 42.541; ρ = 1000 kg/m^3
Phantom section: Right Section

DASY 5 Configuration:

- Probe: EX3DV4 - SN3789; ConvF(8.9, 8.9, 8.9); Calibrated: 2021-08-12
- Sensor-Surface: 1.4mm (Mechanical Surface Detection)
- Electronics: DAE3 Sn414; Calibrated: 2020-12-30
- Phantom: SAM6; Type: SAM; Serial: 1824
- DASY52 52.10.4(1527); SEMCAD X 14.6.14(7483)

Configuration/Head/Area Scan (8x13x1): Measurement grid: dx=15mm, dy=15mm
Maximum value of SAR (measured) = 0.301 W/kg

Configuration/Head/Zoom Scan (5x5x7)/Cube 0: Measurement grid: dx=8mm, dy=8mm, dz=5mm
Reference Value = 6.080 V/m; Power Drift = -0.02 dB
Peak SAR (extrapolated) = 0.329 W/kg
SAR(1 g) = 0.253 W/kg; SAR(10 g) = 0.196 W/kg
Maximum value of SAR (measured) = 0.306 W/kg



0 dB = 0.306 W/kg = -5.14 dBW/kg

Date: 2021-11-16

Test Laboratory: SGS-SAR Lab

MH-T6000 LTE Band 12 10M QPSK 1RB25 23095CH Back side 15mm

DUT: MH-T6000; Type: smart phone; Serial: 350021980002333

Communication System: UID 0, LTE-FDD BW 10MHZ (0); Frequency: 707.5 MHz;Duty Cycle: 1:1

Medium: HSL750;Medium parameters used: f = 707.5 MHz; σ = 0.849 S/m; ε_r = 42.541; ρ = 1000 kg/m^3
Phantom section: Flat Section

DASY 5 Configuration:

- Probe: EX3DV4 - SN3789; ConvF(8.9, 8.9, 8.9); Calibrated: 2021-08-12
- Sensor-Surface: 1.4mm (Mechanical Surface Detection)
- Electronics: DAE3 Sn414; Calibrated: 2020-12-30
- Phantom: SAM6; Type: SAM; Serial: 1824
- DASY52 52.10.4(1527); SEMCAD X 14.6.14(7483)

Configuration/Body/Area Scan (8x13x1): Measurement grid: dx=15mm, dy=15mm
Maximum value of SAR (measured) = 0.550 W/kg

Configuration/Body/Zoom Scan (5x5x7)/Cube 0: Measurement grid: dx=8mm, dy=8mm, dz=5mm
Reference Value = 25.56 V/m; Power Drift = 0.04 dB
Peak SAR (extrapolated) = 0.629 W/kg
SAR(1 g) = 0.451 W/kg; SAR(10 g) = 0.340 W/kg
Maximum value of SAR (measured) = 0.563 W/kg

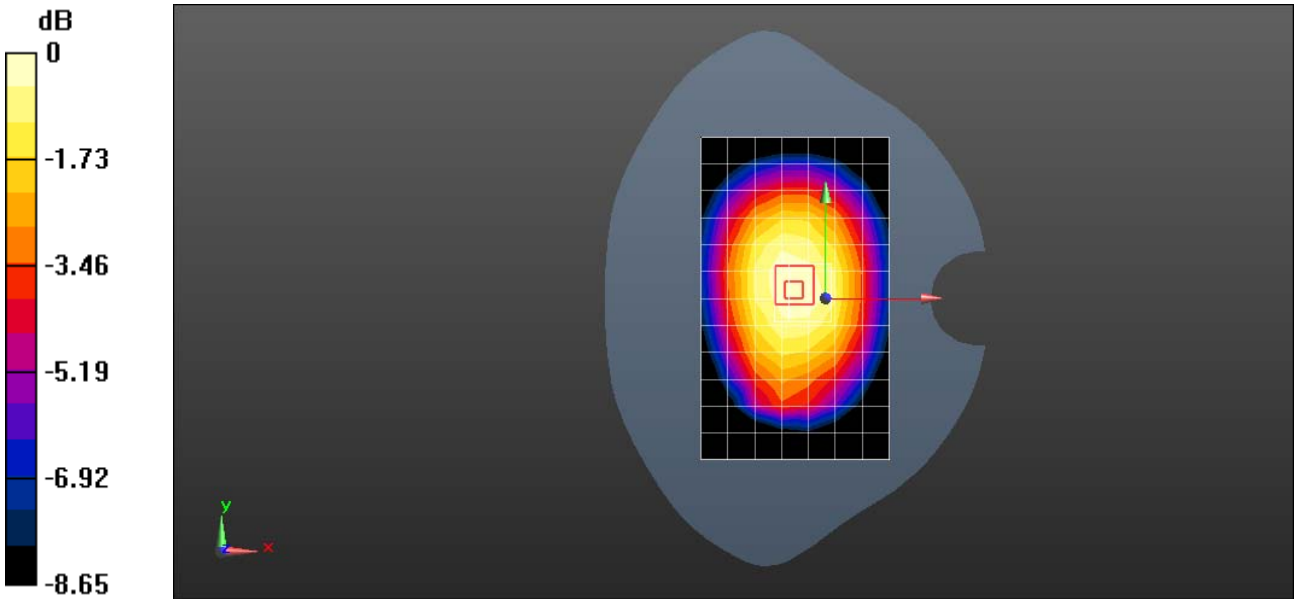

0 dB = 0.563 W/kg = -2.49 dBW/kg

Date: 2021-11-16

Test Laboratory: SGS-SAR Lab

MH-T6000 LTE Band 12 10M QPSK 1RB25 23095CH Back side 10mm

DUT: MH-T6000; Type: smart phone; Serial: 350021980002333

Communication System: UID 0, LTE-FDD BW 10MHZ (0); Frequency: 707.5 MHz;Duty Cycle: 1:1

Medium: HSL750;Medium parameters used: f = 707.5 MHz; σ = 0.849 S/m; ε_r = 42.541; ρ = 1000 kg/m^3
Phantom section: Flat Section

DASY 5 Configuration:

- Probe: EX3DV4 - SN3789; ConvF(8.9, 8.9, 8.9); Calibrated: 2021-08-12
- Sensor-Surface: 1.4mm (Mechanical Surface Detection)
- Electronics: DAE3 Sn414; Calibrated: 2020-12-30
- Phantom: SAM6; Type: SAM; Serial: 1824
- DASY52 52.10.4(1527); SEMCAD X 14.6.14(7483)

Configuration/Body/Area Scan (8x13x1): Measurement grid: dx=15mm, dy=15mm
Maximum value of SAR (measured) = 0.641 W/kg

Configuration/Body/Zoom Scan (5x5x7)/Cube 0: Measurement grid: dx=8mm, dy=8mm, dz=5mm
Reference Value = 25.11 V/m; Power Drift = 0.07 dB
Peak SAR (extrapolated) = 0.742 W/kg
SAR(1 g) = 0.536 W/kg; SAR(10 g) = 0.400 W/kg
Maximum value of SAR (measured) = 0.667 W/kg

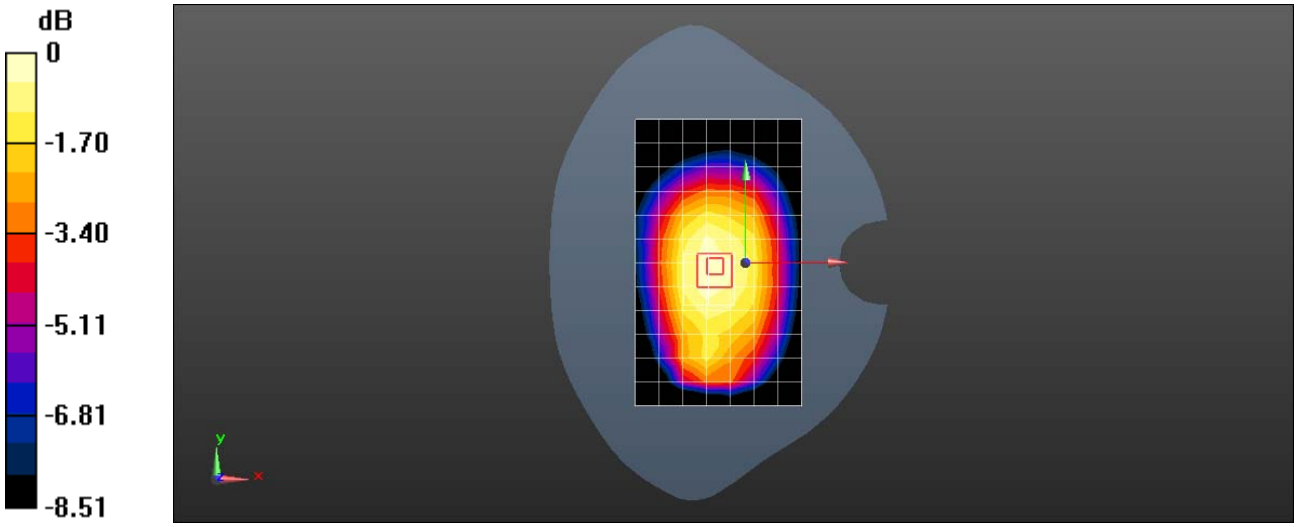

0 dB = 0.667 W/kg = -1.76 dBW/kg

Date: 2021/11/15

Test Laboratory: SGS-SAR Lab

MH-T6000 LTE Band 25 20M QPSK 1RB50 26140CH Left cheek

DUT: MH-T6000; Type: smart phone; Serial: 350021980001707

Communication System: UID 0, LTE-FDD BW 20MHz (0); Frequency: 1860 MHz;Duty Cycle: 1:1

Medium: HSL1900;Medium parameters used: f = 1860 MHz; σ = 1.37 S/m; ε_r = 38.722; ρ = 1000 kg/m^3
Phantom section: Left Section

DASY 5 Configuration:

- Probe: EX3DV4 - SN7620; ConvF(8.67, 8.67, 8.67); Calibrated: 2021/08/24
- Sensor-Surface: 4mm (Mechanical Surface Detection)
- Electronics: DAE4 Sn1324; Calibrated: 2021/06/22
- Phantom: SAM 1; Type: SAM; Serial: 1410
- DASY52 52.10.4(1527); SEMCAD X 14.6.14(7483)

Configuration/Head/Area Scan (8x13x1): Measurement grid: dx=15mm, dy=15mm
Maximum value of SAR (measured) = 0.226 W/kg

Configuration/Head/Zoom Scan (5x5x7)/Cube 0: Measurement grid: dx=8mm, dy=8mm, dz=5mm
Reference Value = 4.668 V/m; Power Drift = 0.01 dB
Peak SAR (extrapolated) = 0.338 W/kg
SAR(1 g) = 0.205 W/kg; SAR(10 g) = 0.126 W/kg
Maximum value of SAR (measured) = 0.217 W/kg

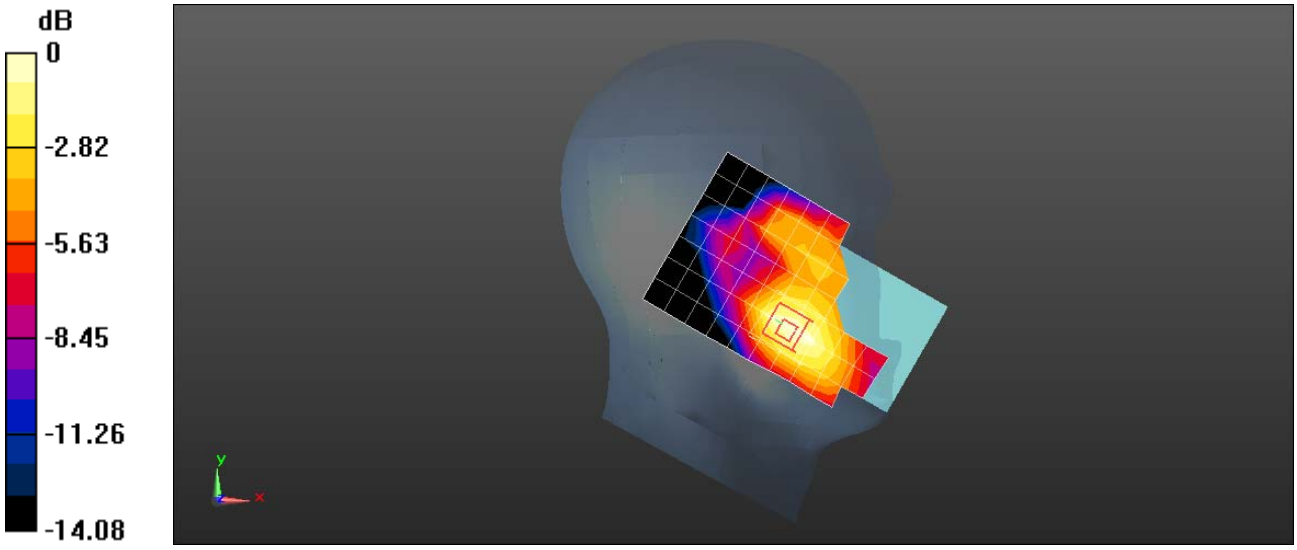

0 dB = 0.217 W/kg = -6.64 dBW/kg

Date: 2021/11/15

Test Laboratory: SGS-SAR Lab

MH-T6000 LTE Band 25 20M QPSK 1RB50 26140CH Back side 15mm

DUT: MH-T6000; Type: smart phone; Serial: 350021980001707

Communication System: UID 0, LTE-FDD BW 20MHz (0); Frequency: 1860 MHz;Duty Cycle: 1:1

Medium: HSL1900;Medium parameters used: f = 1860 MHz; σ = 1.37 S/m; ε_r = 38.722; ρ = 1000 kg/m^3
Phantom section: Flat Section

DASY 5 Configuration:

- Probe: EX3DV4 - SN7620; ConvF(8.67, 8.67, 8.67); Calibrated: 2021/08/24
- Sensor-Surface: 4mm (Mechanical Surface Detection)
- Electronics: DAE4 Sn1324; Calibrated: 2021/06/22
- Phantom: SAM 1; Type: SAM; Serial: 1410
- DASY52 52.10.4(1527); SEMCAD X 14.6.14(7483)

Configuration/Body/Area Scan (8x13x1): Measurement grid: dx=15mm, dy=15mm
Maximum value of SAR (measured) = 0.538 W/kg

Configuration/Body/Zoom Scan (5x5x7)/Cube 0: Measurement grid: dx=8mm, dy=8mm, dz=5mm
Reference Value = 11.21 V/m; Power Drift = -0.11 dB
Peak SAR (extrapolated) = 0.879 W/kg
SAR(1 g) = 0.526 W/kg; SAR(10 g) = 0.304 W/kg
Maximum value of SAR (measured) = 0.576 W/kg

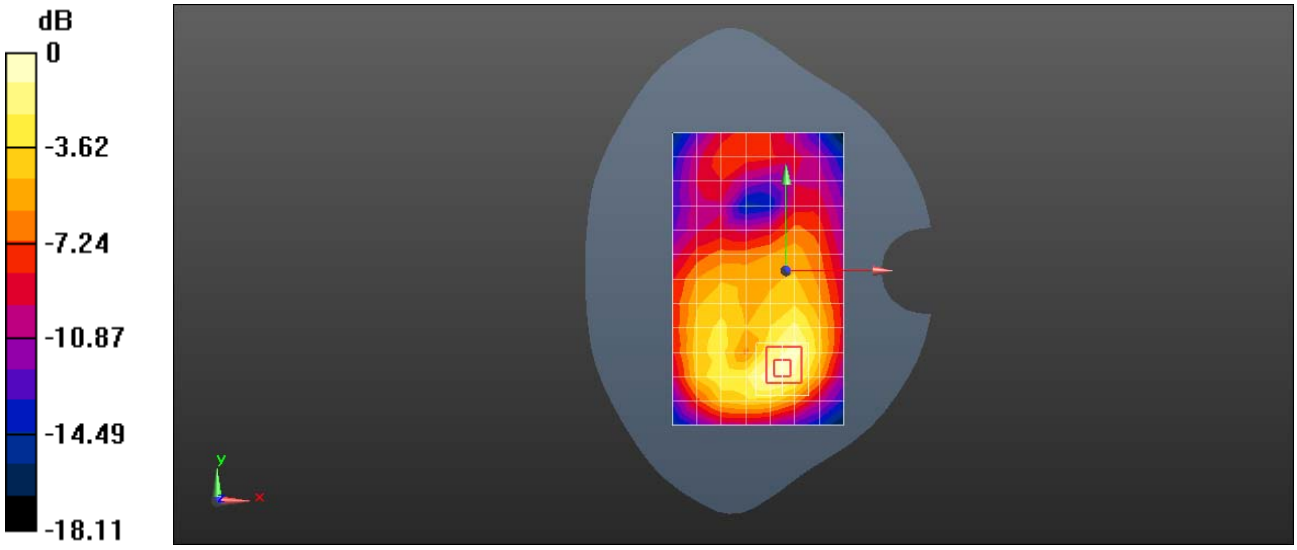

0 dB = 0.576 W/kg = -2.40 dBW/kg

Date: 2021/11/15

Test Laboratory: SGS-SAR Lab

MH-T6000 LTE Band 25 20M QPSK 1RB50 26140CH Back side-Repeat

10mm

DUT: MH-T6000; Type: smart phone; Serial: 350021980001707

Communication System: UID 0, LTE-FDD BW 20MHz (0); Frequency: 1860 MHz;Duty Cycle: 1:1

Medium: HSL1900;Medium parameters used: f = 1860 MHz; σ = 1.37 S/m; ε_r = 38.722; ρ = 1000 kg/m^3
Phantom section: Flat Section

DASY 5 Configuration:

- Probe: EX3DV4 - SN7620; ConvF(8.67, 8.67, 8.67); Calibrated: 2021/08/24
- Sensor-Surface: 4mm (Mechanical Surface Detection)
- Electronics: DAE4 Sn1324; Calibrated: 2021/06/22
- Phantom: SAM 1; Type: SAM; Serial: 1410
- DASY52 52.10.4(1527); SEMCAD X 14.6.14(7483)

Configuration/Body/Area Scan (8x13x1): Measurement grid: dx=15mm, dy=15mm
Maximum value of SAR (measured) = 1.02 W/kg

Configuration/Body/Zoom Scan (5x5x7)/Cube 0: Measurement grid: dx=8mm, dy=8mm, dz=5mm
Reference Value = 12.71 V/m; Power Drift = 0.18 dB
Peak SAR (extrapolated) = 1.62 W/kg
SAR(1 g) = 0.933 W/kg; SAR(10 g) = 0.525 W/kg
Maximum value of SAR (measured) = 1.01 W/kg

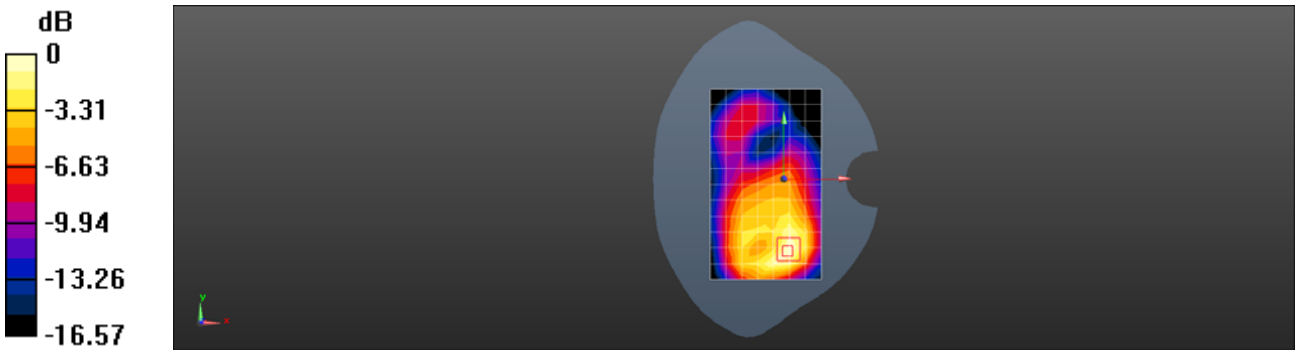

0 dB = 1.01 W/kg = 0.04 dBW/kg

Date: 2021/11/15

Test Laboratory: SGS-SAR Lab

MH-T6000 LTE Band 26 15M QPSK 1RB38 26775CH Right cheek

DUT: MH-T6000; Type: smart phone; Serial: 350021980001707

Communication System: UID 0, LTE-FDD BW 15MHz (0); Frequency: 822.5 MHz;Duty Cycle: 1:1

Medium: HSL835;Medium parameters used (interpolated): f = 822.5 MHz; σ = 0.921 S/m; ε_r = 41.646; ρ = 1000 kg/m^3
Phantom section: Right Section

DASY 5 Configuration:

- Probe: EX3DV4 - SN3789; ConvF(8.54, 8.54, 8.54); Calibrated: 2021/08/12
- Sensor-Surface: 2mm (Mechanical Surface Detection)
- Electronics: DAE3 Sn414; Calibrated: 2020/12/30
- Phantom: SAM6; Type: SAM; Serial: 1824
- DASY52 52.10.4(1527); SEMCAD X 14.6.14(7483)

Configuration/Head/Area Scan (8x13x1): Measurement grid: dx=15mm, dy=15mm
Maximum value of SAR (measured) = 0.296 W/kg

Configuration/Head/Zoom Scan (5x5x7)/Cube 0: Measurement grid: dx=8mm, dy=8mm, dz=5mm
Reference Value = 3.804 V/m; Power Drift = -0.11 dB
Peak SAR (extrapolated) = 0.316 W/kg
SAR(1 g) = 0.241 W/kg; SAR(10 g) = 0.184 W/kg
Maximum value of SAR (measured) = 0.287 W/kg

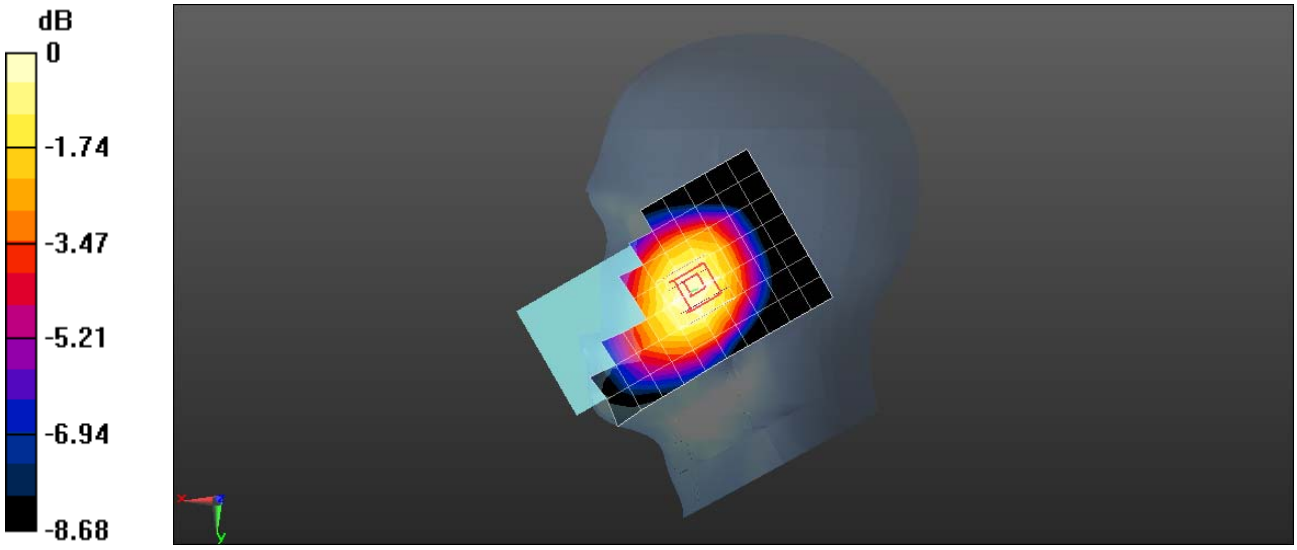

0 dB = 0.287 W/kg = -5.42 dBW/kg

Date: 2021/11/15

Test Laboratory: SGS-SAR Lab

MH-T6000 LTE Band 26 15M QPSK 1RB38 26775CH Back side 15mm

DUT: MH-T6000; Type: smart phone; Serial: 350021980002333

Communication System: UID 0, LTE-FDD BW 15MHz (0); Frequency: 822.5 MHz;Duty Cycle: 1:1

Medium: HSL835;Medium parameters used (interpolated): f = 822.5 MHz; σ = 0.921 S/m; ε_r = 41.646; ρ = 1000 kg/m^3
Phantom section: Flat Section

DASY 5 Configuration:

- Probe: EX3DV4 - SN3789; ConvF(8.54, 8.54, 8.54); Calibrated: 2021/08/12
- Sensor-Surface: 2mm (Mechanical Surface Detection)
- Electronics: DAE3 Sn414; Calibrated: 2020/12/30
- Phantom: SAM6; Type: SAM; Serial: 1824
- DASY52 52.10.4(1527); SEMCAD X 14.6.14(7483)

Configuration/Body/Area Scan (8x13x1): Measurement grid: dx=15mm, dy=15mm
Maximum value of SAR (measured) = 0.438 W/kg

Configuration/Body/Zoom Scan (5x5x7)/Cube 0: Measurement grid: dx=8mm, dy=8mm, dz=5mm
Reference Value = 18.04 V/m; Power Drift = -0.01 dB
Peak SAR (extrapolated) = 0.504 W/kg
SAR(1 g) = 0.352 W/kg; SAR(10 g) = 0.259 W/kg
Maximum value of SAR (measured) = 0.445 W/kg

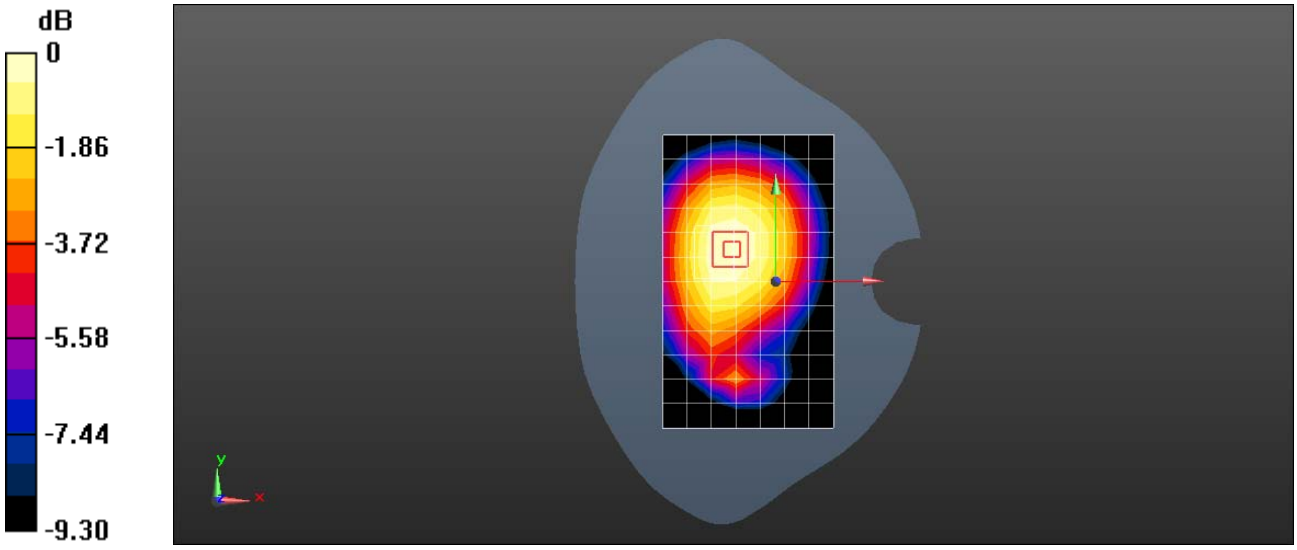

0 dB = 0.445 W/kg = -3.52 dBW/kg

Date: 2021/11/15

Test Laboratory: SGS-SAR Lab

MH-T6000 LTE Band 26 15M QPSK 1RB38 26775CH Right side 10mm

DUT: MH-T6000; Type: smart phone; Serial: 350021980002333

Communication System: UID 0, LTE-FDD BW 15MHz (0); Frequency: 822.5 MHz;Duty Cycle: 1:1

Medium: HSL835;Medium parameters used (interpolated): f = 822.5 MHz; σ = 0.921 S/m; ε_r = 41.646; ρ = 1000 kg/m^3
Phantom section: Flat Section

DASY 5 Configuration:

- Probe: EX3DV4 - SN3789; ConvF(8.54, 8.54, 8.54); Calibrated: 2021/08/12
- Sensor-Surface: 2mm (Mechanical Surface Detection)
- Electronics: DAE3 Sn414; Calibrated: 2020/12/30
- Phantom: SAM6; Type: SAM; Serial: 1824
- DASY52 52.10.4(1527); SEMCAD X 14.6.14(7483)

Configuration/Body/Area Scan (5x13x1): Measurement grid: dx=15mm, dy=15mm
Maximum value of SAR (measured) = 0.477 W/kg

Configuration/Body/Zoom Scan (5x5x7)/Cube 0: Measurement grid: dx=8mm, dy=8mm, dz=5mm
Reference Value = 20.01 V/m; Power Drift = -0.06 dB
Peak SAR (extrapolated) = 0.594 W/kg
SAR(1 g) = 0.379 W/kg; SAR(10 g) = 0.257 W/kg
Maximum value of SAR (measured) = 0.511 W/kg

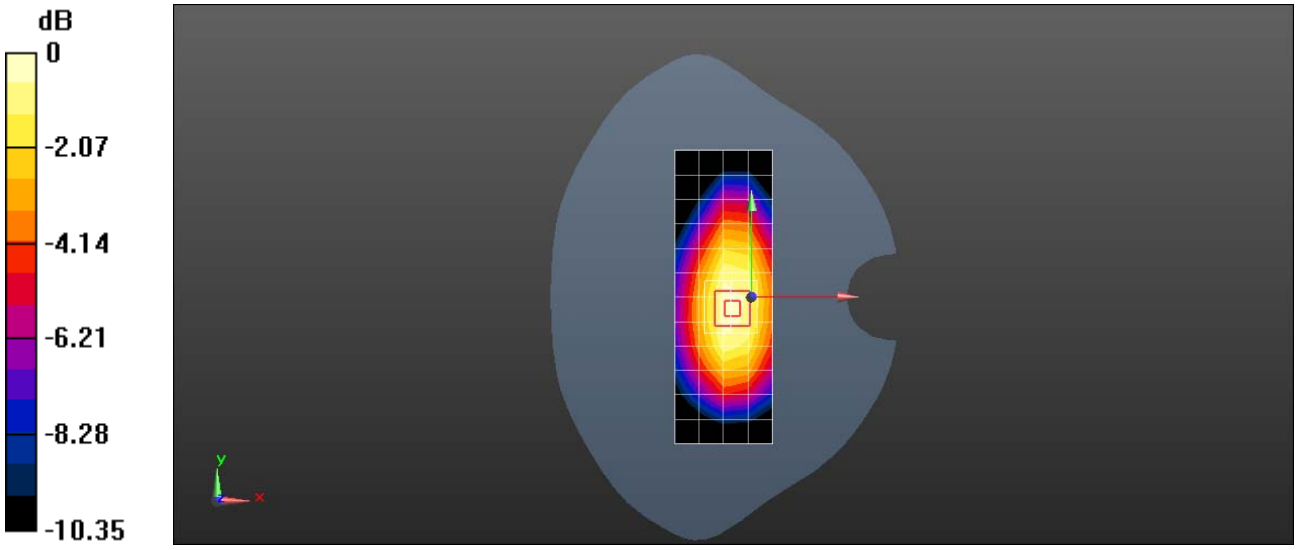

0 dB = 0.511 W/kg = -2.92 dBW/kg

Date: 2021/11/20

Test Laboratory: SGS-SAR Lab

MH-T6000 LTE Band 41 20M QPSK 1RB50 41490CH Left cheek - Class2

DUT: MH-T6000; Type: smart phone; Serial: 350021980002333

Communication System: UID 0, LTE-TDD BW 20MHz (0); Frequency: 2680 MHz;Duty Cycle: 1:2.31

Medium: HSL2600;Medium parameters used: f = 2680 MHz; σ = 2.05 S/m; ε_r = 38.141; ρ = 1000 kg/m^3
Phantom section: Left Section

DASY 5 Configuration:

- Probe: EX3DV4 - SN3789; ConvF(6.72, 6.72, 6.72); Calibrated: 2021/08/12
- Sensor-Surface: 2mm (Mechanical Surface Detection)
- Electronics: DAE3 Sn414; Calibrated: 2020/12/30
- Phantom: SAM6; Type: SAM; Serial: 1824
- DASY52 52.10.4(1527); SEMCAD X 14.6.14(7483)

Configuration/Head/Area Scan (8x16x1): Measurement grid: dx=12mm, dy=12mm
Maximum value of SAR (measured) = 0.411 W/kg

Configuration/Head/Zoom Scan (7x7x7)/Cube 0: Measurement grid: dx=5mm, dy=5mm, dz=5mm
Reference Value = 2.561 V/m; Power Drift = -0.04 dB
Peak SAR (extrapolated) = 0.561 W/kg
SAR(1 g) = 0.296 W/kg; SAR(10 g) = 0.149 W/kg
Maximum value of SAR (measured) = 0.463 W/kg

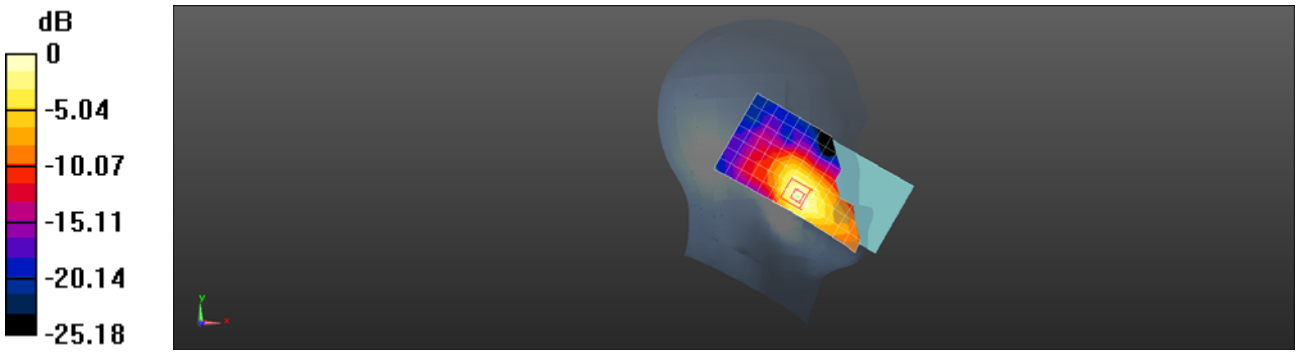

0 dB = 0.463 W/kg = -3.34 dBW/kg

Date: 2021/11/20

Test Laboratory: SGS-SAR Lab

MH-T6000 LTE Band 41 20M QPSK 1RB50 41490CH Back side 15mm

DUT: MH-T6000; Type: smart phone; Serial: 350021980002333

Communication System: UID 0, LTE-TDD BW 20MHz (0); Frequency: 2680 MHz;Duty Cycle: 1:1.57906

Medium: HSL2600;Medium parameters used: f = 2680 MHz; σ = 2.05 S/m; ε_r = 38.141; ρ = 1000 kg/m^3
Phantom section: Flat Section

DASY 5 Configuration:

- Probe: EX3DV4 - SN3789; ConvF(6.72, 6.72, 6.72); Calibrated: 2021/08/12
- Sensor-Surface: 2mm (Mechanical Surface Detection)
- Electronics: DAE3 Sn414; Calibrated: 2020/12/30
- Phantom: SAM6; Type: SAM; Serial: 1824
- DASY52 52.10.4(1527); SEMCAD X 14.6.14(7483)

Configuration/Body/Area Scan (8x16x1): Measurement grid: dx=12mm, dy=12mm
Maximum value of SAR (measured) = 0.686 W/kg

Configuration/Body/Zoom Scan (7x7x7)/Cube 0: Measurement grid: dx=5mm, dy=5mm, dz=5mm
Reference Value = 2.497 V/m; Power Drift = 0.17 dB
Peak SAR (extrapolated) = 0.901 W/kg
SAR(1 g) = 0.441 W/kg; SAR(10 g) = 0.217 W/kg
Maximum value of SAR (measured) = 0.722 W/kg

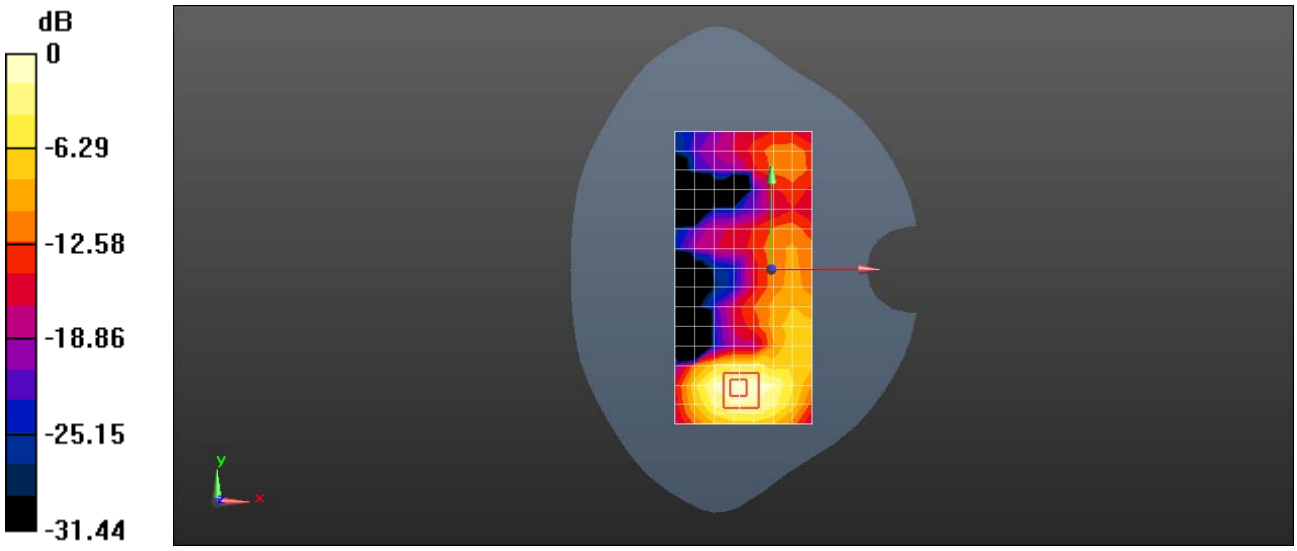

0 dB = 0.722 W/kg = -1.41 dBW/kg

Date: 2021/11/20

Test Laboratory: SGS-SAR Lab

MH-T6000 LTE Band 41 20M QPSK 1RB50 41490CH Bottom side 10mm

DUT: MH-T6000; Type: smart phone; Serial: 350021980002333

Communication System: UID 0, LTE-TDD BW 20MHz (0); Frequency: 2680 MHz;Duty Cycle: 1:1.57906

Medium: HSL2600;Medium parameters used: f = 2680 MHz; σ = 2.05 S/m; ε_r = 38.141; ρ = 1000 kg/m^3
Phantom section: Flat Section

DASY 5 Configuration:

- Probe: EX3DV4 - SN3789; ConvF(6.72, 6.72, 6.72); Calibrated: 2021/08/12
- Sensor-Surface: 2mm (Mechanical Surface Detection)
- Electronics: DAE3 Sn414; Calibrated: 2020/12/30
- Phantom: SAM6; Type: SAM; Serial: 1824
- DASY52 52.10.4(1527); SEMCAD X 14.6.14(7483)

Configuration/Body/Area Scan (6x9x1): Measurement grid: dx=12mm, dy=12mm
Maximum value of SAR (measured) = 1.38 W/kg

Configuration/Body/Zoom Scan (7x7x7)/Cube 0: Measurement grid: dx=5mm, dy=5mm, dz=5mm
Reference Value = 20.16 V/m; Power Drift = -0.00 dB
Peak SAR (extrapolated) = 1.77 W/kg
SAR(1 g) = 0.869 W/kg; SAR(10 g) = 0.427 W/kg
Maximum value of SAR (measured) = 1.42 W/kg

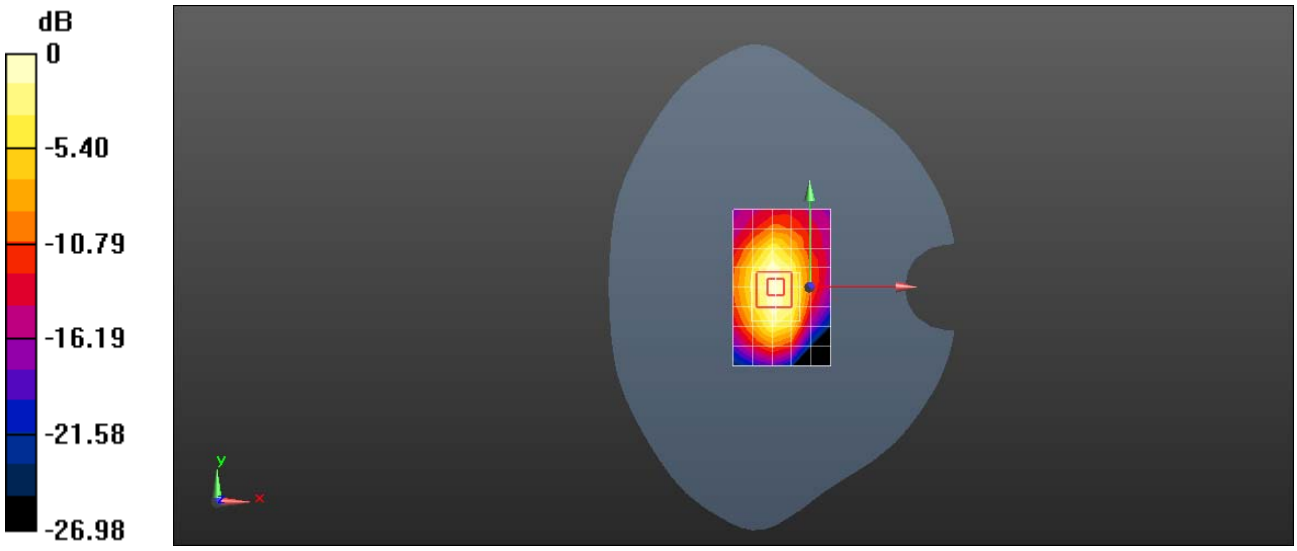

0 dB = 1.42 W/kg = 1.52 dBW/kg

Date: 2021/11/17

Test Laboratory: SGS-SAR Lab

MH-T6000 LTE Band 66 20M QPSK 1RB99 132072CH Left cheek

DUT: MH-T6000; Type: smart phone; Serial: 350021980002333

Communication System: UID 0, LTE-FDD BW 20MHz (0); Frequency: 1720 MHz;Duty Cycle: 1:1

Medium: HSL1750;Medium parameters used: f = 1720 MHz; σ = 1.301 S/m; ε_r = 40.891; ρ = 1000 kg/m^3
Phantom section: Left Section

DASY 5 Configuration:

- Probe: EX3DV4 - SN3789; ConvF(7.59, 7.59, 7.59); Calibrated: 2021/08/12
- Sensor-Surface: 2mm (Mechanical Surface Detection)
- Electronics: DAE3 Sn414; Calibrated: 2020/12/30
- Phantom: SAM6; Type: SAM; Serial: 1824
- DASY52 52.10.4(1527); SEMCAD X 14.6.14(7483)

Configuration/Head/Area Scan (8x13x1): Measurement grid: dx=15mm, dy=15mm
Maximum value of SAR (measured) = 0.152 W/kg

Configuration/Head/Zoom Scan (5x5x7)/Cube 0: Measurement grid: dx=8mm, dy=8mm, dz=5mm
Reference Value = 3.095 V/m; Power Drift = -0.17 dB
Peak SAR (extrapolated) = 0.225 W/kg
SAR(1 g) = 0.152 W/kg; SAR(10 g) = 0.100 W/kg
Maximum value of SAR (measured) = 0.159 W/kg

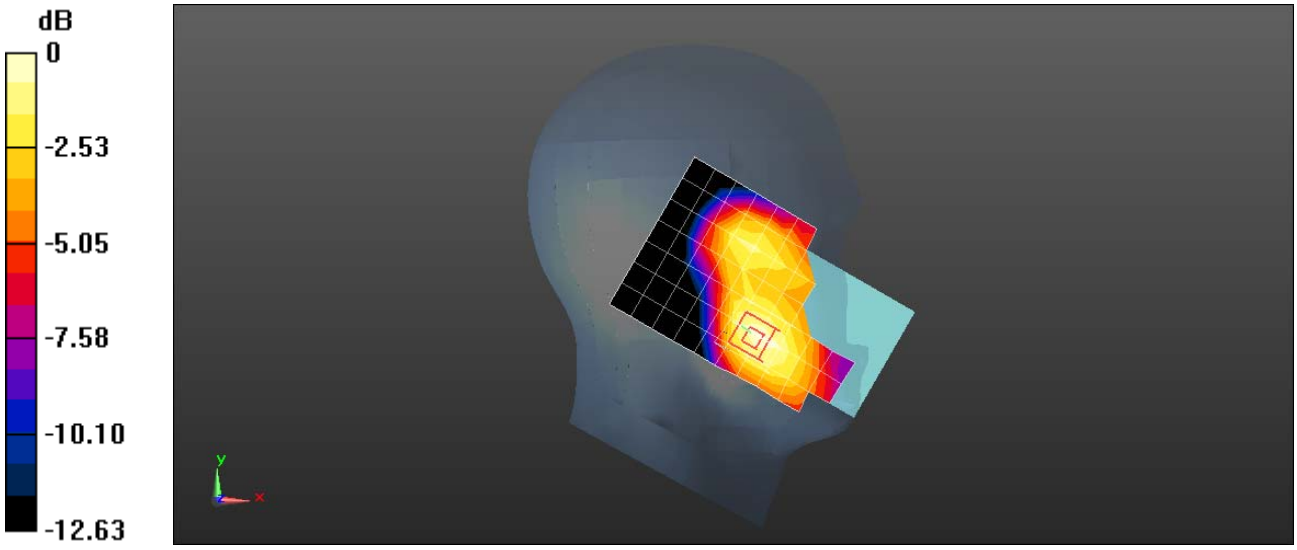

0 dB = 0.159 W/kg = -7.99 dBW/kg

Date: 2021/11/17

Test Laboratory: SGS-SAR Lab

MH-T6000 LTE Band 66 20M QPSK 1RB99 132072H Front side 15mm

DUT: MH-T6000; Type: smart phone; Serial: 350021980002333

Communication System: UID 0, LTE-FDD BW 20MHz (0); Frequency: 1720 MHz;Duty Cycle: 1:1

Medium: HSL1750;Medium parameters used: f = 1720 MHz; σ = 1.301 S/m; ε_r = 40.891; ρ = 1000 kg/m^3
Phantom section: Flat Section

DASY 5 Configuration:

- Probe: EX3DV4 - SN3789; ConvF(7.59, 7.59, 7.59); Calibrated: 2021/08/12
- Sensor-Surface: 2mm (Mechanical Surface Detection)
- Electronics: DAE3 Sn414; Calibrated: 2020/12/30
- Phantom: SAM6; Type: SAM; Serial: 1824
- DASY52 52.10.4(1527); SEMCAD X 14.6.14(7483)

Configuration/Body/Area Scan (8x13x1): Measurement grid: dx=15mm, dy=15mm
Maximum value of SAR (measured) = 0.316 W/kg

Configuration/Body/Zoom Scan (5x5x7)/Cube 0: Measurement grid: dx=8mm, dy=8mm, dz=5mm
Reference Value = 8.652 V/m; Power Drift = -0.12 dB
Peak SAR (extrapolated) = 0.468 W/kg
SAR(1 g) = 0.296 W/kg; SAR(10 g) = 0.190 W/kg
Maximum value of SAR (measured) = 0.312 W/kg

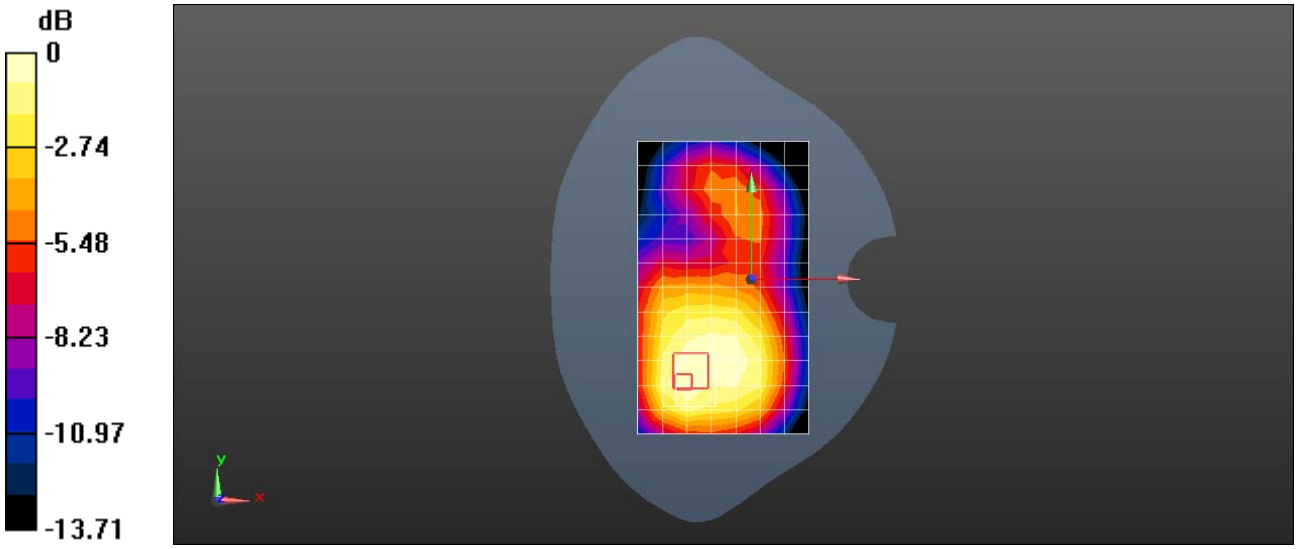

0 dB = 0.312 W/kg = -5.06 dBW/kg

Date: 2021/11/17

Test Laboratory: SGS-SAR Lab

MH-T6000 LTE Band 66 20M QPSK 1RB99 132072CH Back side 10mm

DUT: MH-T6000; Type: smart phone; Serial: 350021980002333

Communication System: UID 0, LTE-FDD BW 20MHz (0); Frequency: 1720 MHz;Duty Cycle: 1:1

Medium: HSL1750;Medium parameters used: f = 1720 MHz; σ = 1.301 S/m; ε_r = 40.891; ρ = 1000 kg/m^3
Phantom section: Flat Section

DASY 5 Configuration:

- Probe: EX3DV4 - SN3789; ConvF(7.59, 7.59, 7.59); Calibrated: 2021/08/12
- Sensor-Surface: 2mm (Mechanical Surface Detection)
- Electronics: DAE3 Sn414; Calibrated: 2020/12/30
- Phantom: SAM6; Type: SAM; Serial: 1824
- DASY52 52.10.4(1527); SEMCAD X 14.6.14(7483)

Configuration/Body/Area Scan (8x13x1): Measurement grid: dx=15mm, dy=15mm
Maximum value of SAR (measured) = 0.465 W/kg

Configuration/Body/Zoom Scan (5x5x7)/Cube 0: Measurement grid: dx=8mm, dy=8mm, dz=5mm
Reference Value = 10.99 V/m; Power Drift = -0.08 dB
Peak SAR (extrapolated) = 0.812 W/kg
SAR(1 g) = 0.492 W/kg; SAR(10 g) = 0.290 W/kg
Maximum value of SAR (measured) = 0.541 W/kg

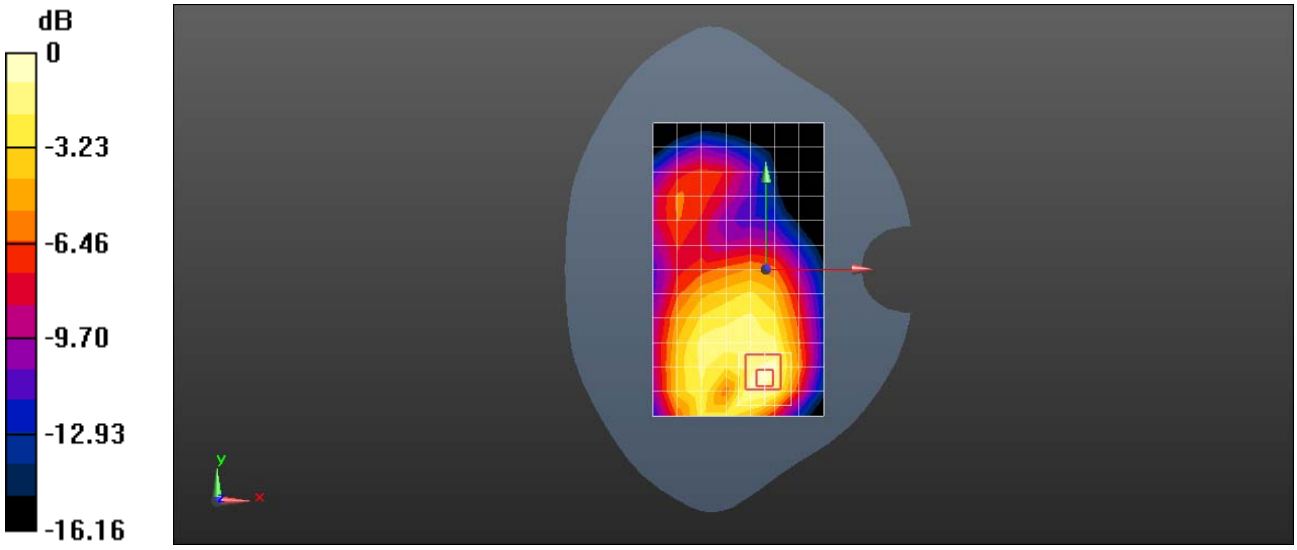

0 dB = 0.541 W/kg = -2.67 dBW/kg

Date: 2021-11-19

Test Laboratory: SGS-SAR Lab

MH-T6000 LTE Band 71 20M QPSK 1RB99 133372CH Right cheek

DUT: MH-T6000; Type: smart phone; Serial: 350021980001707

Communication System: UID 0, LTE-FDD BW 20MHz (0); Frequency: 688 MHz;Duty Cycle: 1:1

Medium: HSL750;Medium parameters used: f = 688 MHz; σ = 0.843 S/m; ε_r = 40.433; ρ = 1000 kg/m^3
Phantom section: Right Section

DASY 5 Configuration:

- Probe: EX3DV4 - SN3789; ConvF(8.9, 8.9, 8.9); Calibrated: 2021-08-12
- Sensor-Surface: 1.4mm (Mechanical Surface Detection)
- Electronics: DAE3 Sn414; Calibrated: 2020-12-30
- Phantom: SAM6; Type: SAM; Serial: 1824
- DASY52 52.10.4(1527); SEMCAD X 14.6.14(7483)

Configuration/Head/Area Scan (8x13x1): Measurement grid: dx=15mm, dy=15mm
Maximum value of SAR (measured) = 0.330 W/kg

Configuration/Head/Zoom Scan (5x5x7)/Cube 0: Measurement grid: dx=8mm, dy=8mm, dz=5mm
Reference Value = 6.500 V/m; Power Drift = 0.17 dB
Peak SAR (extrapolated) = 0.356 W/kg
SAR(1 g) = 0.276 W/kg; SAR(10 g) = 0.215 W/kg
Maximum value of SAR (measured) = 0.329 W/kg



0 dB = 0.329 W/kg = -4.83 dBW/kg

Date: 2021-11-19

Test Laboratory: SGS-SAR Lab

MH-T6000 LTE Band 71 20M QPSK 1RB99 133372CH Back side 15mm

DUT: MH-T6000; Type: smart phone; Serial: 350021980001707

Communication System: UID 0, LTE-FDD BW 20MHz (0); Frequency: 688 MHz;Duty Cycle: 1:1

Medium: HSL750;Medium parameters used: f = 688 MHz; σ = 0.843 S/m; ε_r = 40.433; ρ = 1000 kg/m^3
Phantom section: Flat Section

DASY 5 Configuration:

- Probe: EX3DV4 - SN3789; ConvF(8.9, 8.9, 8.9); Calibrated: 2021-08-12
- Sensor-Surface: 1.4mm (Mechanical Surface Detection)
- Electronics: DAE3 Sn414; Calibrated: 2020-12-30
- Phantom: SAM6; Type: SAM; Serial: 1824
- DASY52 52.10.4(1527); SEMCAD X 14.6.14(7483)

Configuration/Body/Area Scan (8x13x1): Measurement grid: dx=15mm, dy=15mm
Maximum value of SAR (measured) = 0.482 W/kg

Configuration/Body/Zoom Scan (5x5x7)/Cube 0: Measurement grid: dx=8mm, dy=8mm, dz=5mm
Reference Value = 22.13 V/m; Power Drift = -0.03 dB
Peak SAR (extrapolated) = 0.551 W/kg
SAR(1 g) = 0.402 W/kg; SAR(10 g) = 0.304 W/kg
Maximum value of SAR (measured) = 0.491 W/kg

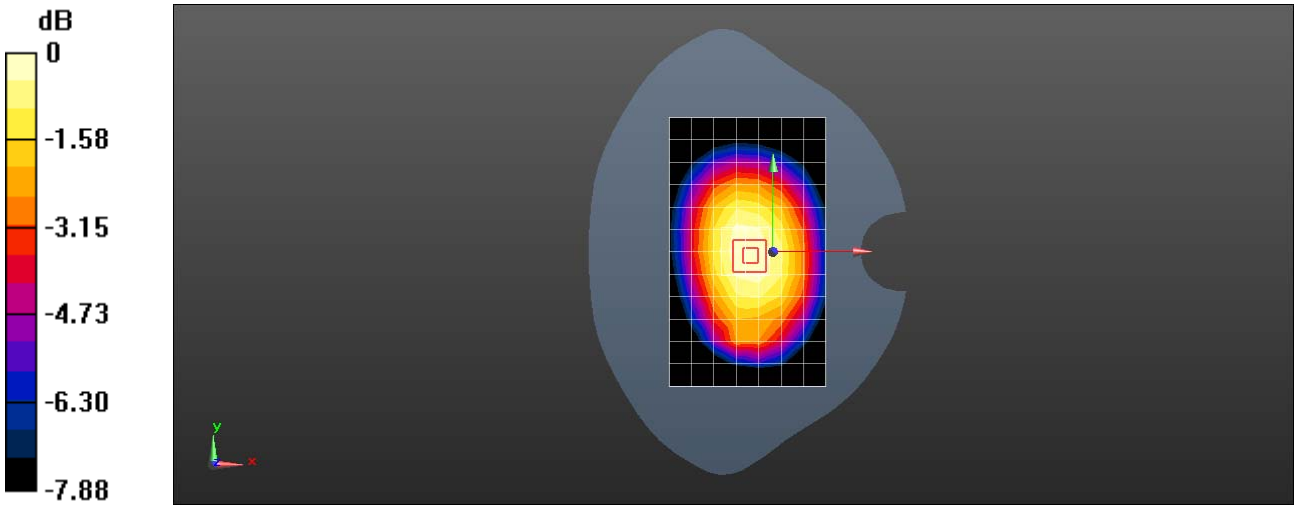

0 dB = 0.491 W/kg = -3.09 dBW/kg

Date: 2021-11-19

Test Laboratory: SGS-SAR Lab

MH-T6000 LTE Band 71 20M QPSK 1RB99 133372CH Back side 10mm

DUT: MH-T6000; Type: smart phone; Serial: 350021980001707

Communication System: UID 0, LTE-FDD BW 20MHz (0); Frequency: 688 MHz;Duty Cycle: 1:1

Medium: HSL750;Medium parameters used: f = 688 MHz; σ = 0.843 S/m; ε_r = 40.433; ρ = 1000 kg/m^3
Phantom section: Flat Section

DASY 5 Configuration:

- Probe: EX3DV4 - SN3789; ConvF(8.9, 8.9, 8.9); Calibrated: 2021-08-12
- Sensor-Surface: 1.4mm (Mechanical Surface Detection)
- Electronics: DAE3 Sn414; Calibrated: 2020-12-30
- Phantom: SAM6; Type: SAM; Serial: 1824
- DASY52 52.10.4(1527); SEMCAD X 14.6.14(7483)

Configuration/Body/Area Scan (8x13x1): Measurement grid: dx=15mm, dy=15mm
Maximum value of SAR (measured) = 0.545 W/kg

Configuration/Body/Zoom Scan (5x5x7)/Cube 0: Measurement grid: dx=8mm, dy=8mm, dz=5mm
Reference Value = 23.55 V/m; Power Drift = 0.02 dB
Peak SAR (extrapolated) = 0.637 W/kg
SAR(1 g) = 0.468 W/kg; SAR(10 g) = 0.356 W/kg
Maximum value of SAR (measured) = 0.573 W/kg

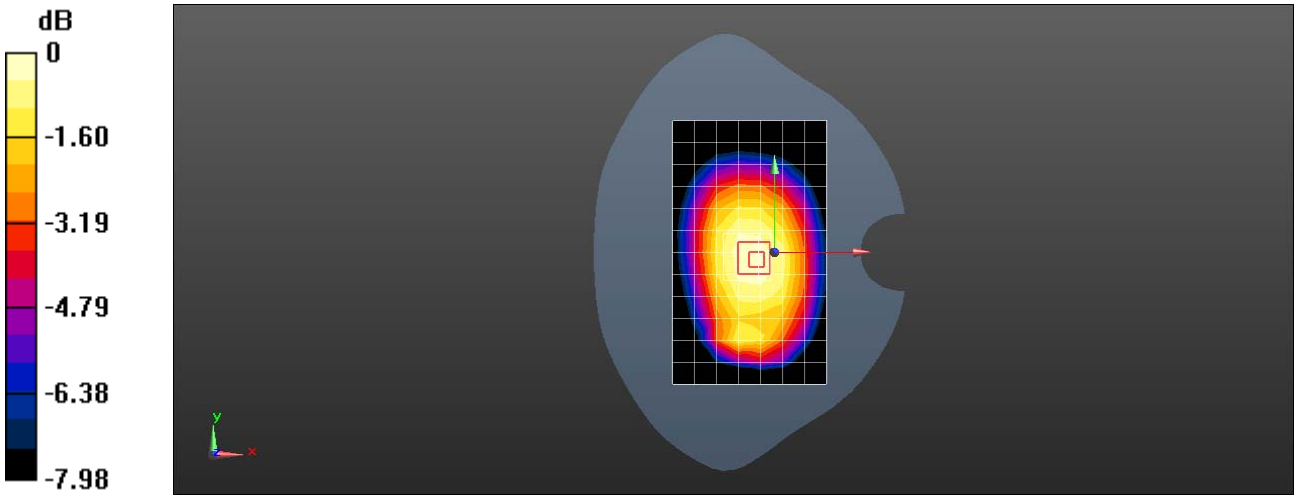

0 dB = 0.573 W/kg = -2.42 dBW/kg

Date: 2021/11/21

Test Laboratory: SGS-SAR Lab

MH-T6000 Wifi2.4G 802.11b 6CH Left cheek

DUT: MH-T6000; Type: smart phone; Serial: 350021980001707

Communication System: UID 0, WI-FI(2.4GHz) (0); Frequency: 2437 MHz;Duty Cycle: 1:1.025

Medium: HSL2450;Medium parameters used: f = 2437 MHz; σ = 1.808 S/m; ε_r = 38.648; ρ = 1000 kg/m^3
Phantom section: Left Section

DASY 5 Configuration:

- Probe: EX3DV4 - SN3789; ConvF(6.88, 6.88, 6.88); Calibrated: 2021/08/12
- Sensor-Surface: 1.4mm (Mechanical Surface Detection)
- Electronics: DAE3 Sn414; Calibrated: 2020/12/30
- Phantom: SAM6; Type: SAM; Serial: 1824
- DASY52 52.10.4(1527); SEMCAD X 14.6.14(7483)

Configuration/Head/Area Scan (9x17x1): Measurement grid: dx=12mm, dy=12mm
Maximum value of SAR (measured) = 1.34 W/kg

Configuration/Head/Zoom Scan (7x7x7)/Cube 0: Measurement grid: dx=5mm, dy=5mm, dz=5mm
Reference Value = 10.27 V/m; Power Drift = 0.15 dB
Peak SAR (extrapolated) = 1.75 W/kg
SAR(1 g) = 0.905 W/kg; SAR(10 g) = 0.481 W/kg
Maximum value of SAR (measured) = 1.41 W/kg

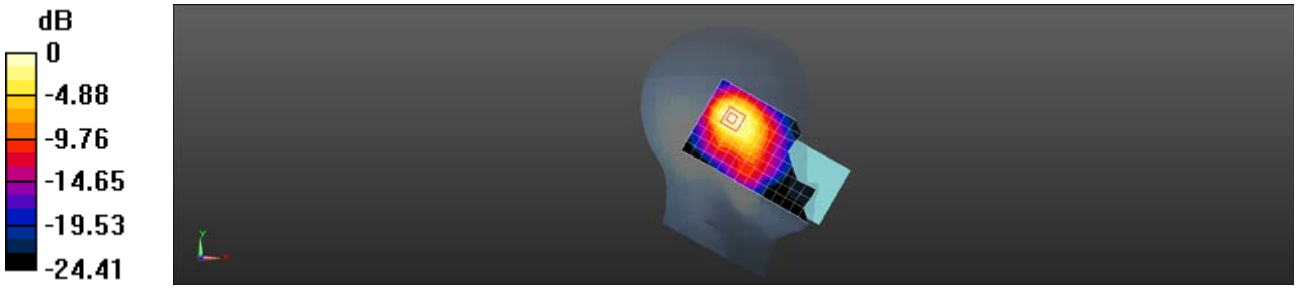

0 dB = 1.41 W/kg = 1.49 dBW/kg

Date: 2021/11/21

Test Laboratory: SGS-SAR Lab

MH-T6000 Wifi2.4G 802.11b 1CH Back side 15mm

DUT: MH-T6000; Type: smart phone; Serial: 350021980001707

Communication System: UID 0, WI-FI(2.4GHz) (0); Frequency: 2412 MHz;Duty Cycle: 1:1.025

Medium: HSL2450;Medium parameters used: f = 2412 MHz; σ = 1.765 S/m; ε_r = 38.818; ρ = 1000 kg/m^3
Phantom section: Flat Section

DASY 5 Configuration:

- Probe: EX3DV4 - SN3789; ConvF(6.88, 6.88, 6.88); Calibrated: 2021/08/12
- Sensor-Surface: 1.4mm (Mechanical Surface Detection)
- Electronics: DAE3 Sn414; Calibrated: 2020/12/30
- Phantom: SAM6; Type: SAM; Serial: 1824
- DASY52 52.10.4(1527); SEMCAD X 14.6.14(7483)

Configuration/Head/Area Scan (9x16x1): Measurement grid: dx=12mm, dy=12mm
Maximum value of SAR (measured) = 0.206 W/kg

Configuration/Head/Zoom Scan (7x7x7)/Cube 0: Measurement grid: dx=5mm, dy=5mm, dz=5mm
Reference Value = 6.919 V/m; Power Drift = 0.03 dB
Peak SAR (extrapolated) = 0.261 W/kg
SAR(1 g) = 0.135 W/kg; SAR(10 g) = 0.075 W/kg.
Maximum value of SAR (measured) = 0.211 W/kg

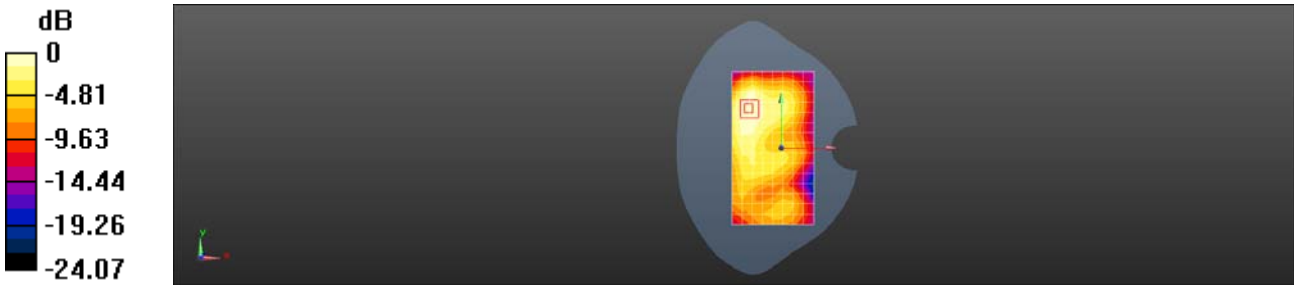

0 dB = 0.211 W/kg = -6.76 dBW/kg

Date: 2021/11/21

Test Laboratory: SGS-SAR Lab

MH-T6000 Wifi2.4G 802.11b 1CH Right side 10mm

DUT: MH-T6000; Type: smart phone; Serial: 350021980001707

Communication System: UID 0, WI-FI(2.4GHz) (0); Frequency: 2412 MHz;Duty Cycle: 1:1.025

Medium: HSL2450;Medium parameters used: f = 2412 MHz; σ = 1.765 S/m; ε_r = 38.818; ρ = 1000 kg/m^3
Phantom section: Flat Section

DASY 5 Configuration:

- Probe: EX3DV4 - SN3789; ConvF(6.88, 6.88, 6.88); Calibrated: 2021/08/12
- Sensor-Surface: 1.4mm (Mechanical Surface Detection)
- Electronics: DAE3 Sn414; Calibrated: 2020/12/30
- Phantom: SAM6; Type: SAM; Serial: 1824
- DASY52 52.10.4(1527); SEMCAD X 14.6.14(7483)

Configuration/Head/Area Scan (6x16x1): Measurement grid: dx=12mm, dy=12mm
Maximum value of SAR (measured) = 0.465 W/kg

Configuration/Head/Zoom Scan (7x7x7)/Cube 0: Measurement grid: dx=5mm, dy=5mm, dz=5mm
Reference Value = 9.377 V/m; Power Drift = 0.08 dB
Peak SAR (extrapolated) = 0.662 W/kg
SAR(1 g) = 0.335 W/kg; SAR(10 g) = 0.171 W/kg
Maximum value of SAR (measured) = 0.536 W/kg

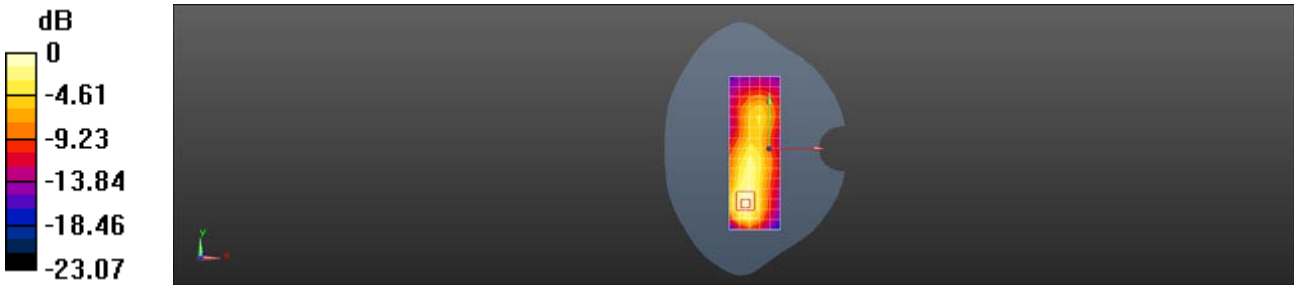

0 dB = 0.536 W/kg = -2.71 dBW/kg

Date: 2021/11/21

Test Laboratory: SGS-SAR Lab

MH-T6000 Bluetooth DH5 39CH Left cheek

DUT: MH-T6000; Type: smart phone; Serial: 350021980001707

Communication System: UID 0, Bluetooth (0); Frequency: 2441 MHz;Duty Cycle: 1:1.294

Medium: HSL2450;Medium parameters used: f = 2441 MHz; σ = 1.793 S/m; ε_r = 38.706; ρ = 1000 kg/m^3
Phantom section: Left Section

DASY 5 Configuration:

- Probe: EX3DV4 - SN3789; ConvF(6.88, 6.88, 6.88); Calibrated: 2021/08/12
- Sensor-Surface: 1.4mm (Mechanical Surface Detection)
- Electronics: DAE3 Sn414; Calibrated: 2020/12/30
- Phantom: SAM6; Type: SAM; Serial: 1824
- DASY52 52.10.4(1527); SEMCAD X 14.6.14(7483)

Configuration/Head/Area Scan (10x16x1): Measurement grid: dx=12mm, dy=12mm
Maximum value of SAR (measured) = 0.202 W/kg

Configuration/Head/Zoom Scan (7x7x7)/Cube 0: Measurement grid: dx=5mm, dy=5mm, dz=5mm
Reference Value = 2.659 V/m; Power Drift = 0.12 dB
Peak SAR (extrapolated) = 0.257 W/kg
SAR(1 g) = 0.124 W/kg; SAR(10 g) = 0.063 W/kg
Maximum value of SAR (measured) = 0.200 W/kg

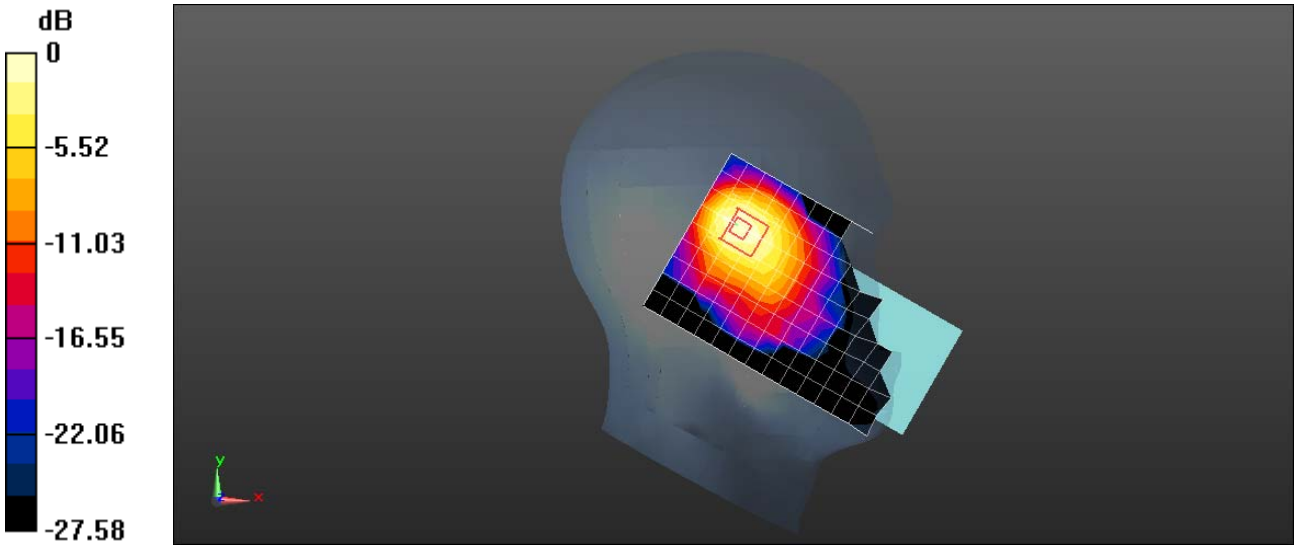

0 dB = 0.200 W/kg = -6.99 dBW/kg

Date: 2021/11/21

Test Laboratory: SGS-SAR Lab

MH-T6000 Bluetooth DH5 39CH Front side 15mm

DUT: MH-T6000; Type: smart phone; Serial: 350021980001707

Communication System: UID 0, Bluetooth (0); Frequency: 2441 MHz;Duty Cycle: 1:1.294

Medium: HSL2450;Medium parameters used: f = 2441 MHz; σ = 1.793 S/m; ε_r = 38.706; ρ = 1000 kg/m^3
Phantom section: Flat Section

DASY 5 Configuration:

- Probe: EX3DV4 - SN3789; ConvF(6.88, 6.88, 6.88); Calibrated: 2021/08/12
- Sensor-Surface: 1.4mm (Mechanical Surface Detection)
- Electronics: DAE3 Sn414; Calibrated: 2020/12/30
- Phantom: SAM6; Type: SAM; Serial: 1824
- DASY52 52.10.4(1527); SEMCAD X 14.6.14(7483)

Configuration/Body/Area Scan (10x17x1): Measurement grid: dx=12mm, dy=12mm
Maximum value of SAR (measured) = 0.0255 W/kg

Configuration/Body/Zoom Scan (7x7x7)/Cube 0: Measurement grid: dx=5mm, dy=5mm, dz=5mm
Reference Value = 1.735 V/m; Power Drift = -0.13 dB
Peak SAR (extrapolated) = 0.0340 W/kg
SAR(1 g) = 0.016 W/kg; SAR(10 g) = 0.00755 W/kg
Maximum value of SAR (measured) = 0.0266 W/kg

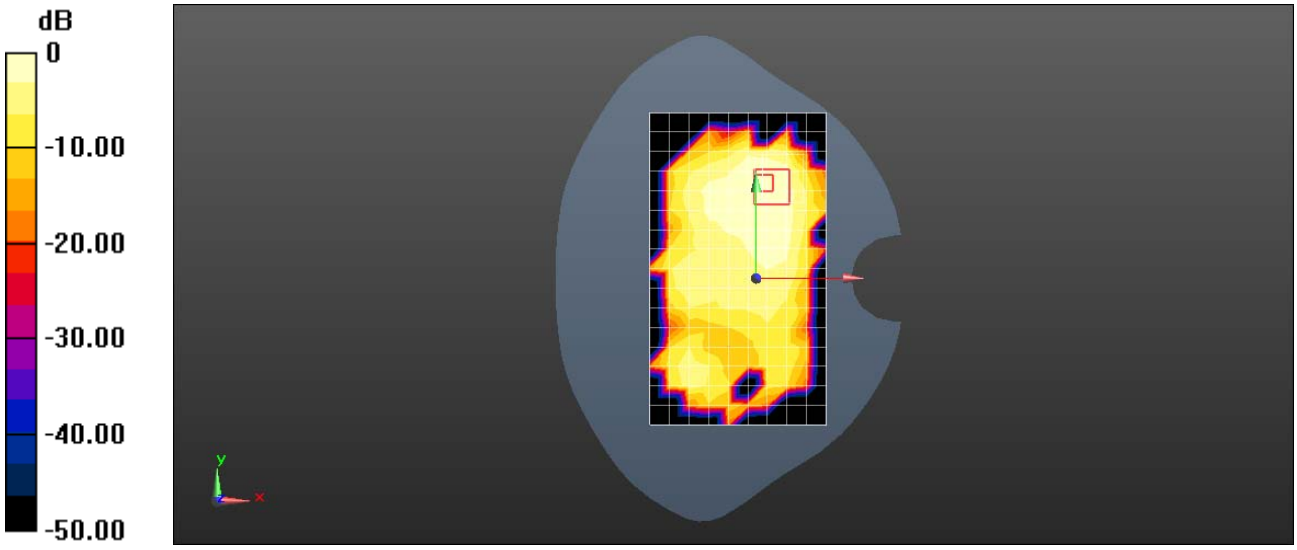

0 dB = 0.0266 W/kg = -15.75 dBW/kg

Date: 2021/11/21

Test Laboratory: SGS-SAR Lab

MH-T6000 Bluetooth DH5 39CH Rightt side 10mm

DUT: MH-T6000; Type: smart phone; Serial: 350021980001707

Communication System: UID 0, Bluetooth (0); Frequency: 2441 MHz;Duty Cycle: 1:1.294

Medium: HSL2450;Medium parameters used: f = 2441 MHz; σ = 1.793 S/m; ε_r = 38.706; ρ = 1000 kg/m^3
Phantom section: Flat Section

DASY 5 Configuration:

- Probe: EX3DV4 - SN3789; ConvF(6.88, 6.88, 6.88); Calibrated: 2021/08/12
- Sensor-Surface: 1.4mm (Mechanical Surface Detection)
- Electronics: DAE3 Sn414; Calibrated: 2020/12/30
- Phantom: SAM6; Type: SAM; Serial: 1824
- DASY52 52.10.4(1527); SEMCAD X 14.6.14(7483)

Configuration/Body/Area Scan (5x16x1): Measurement grid: dx=12mm, dy=12mm
Maximum value of SAR (measured) = 0.0469 W/kg

Configuration/Body/Zoom Scan (7x7x7)/Cube 0: Measurement grid: dx=5mm, dy=5mm, dz=5mm
Reference Value = 3.795 V/m; Power Drift = 0.08 dB
Peak SAR (extrapolated) = 0.0630 W/kg
SAR(1 g) = 0.029 W/kg; SAR(10 g) = 0.014 W/kg
Maximum value of SAR (measured) = 0.0487 W/kg

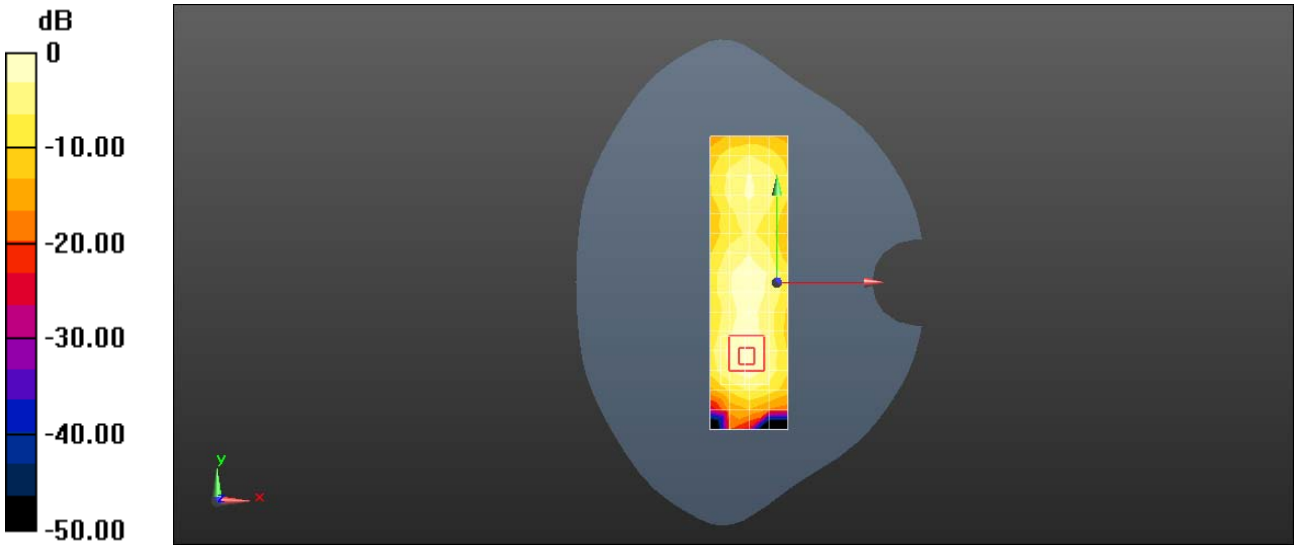

0 dB = 0.0487 W/kg = -13.12 dBW/kg