Appendix A

Detailed Test Results

1. GSM
GSM850 for T-coil
GSM1900 for T-coil
2. WCDMA
WCDMA Band II for T-coil
WCDMA Band IV for T-coil
WCDMA Band V for T-coil
3. LTE
LTE Band 2 for T-coil
LTE Band 4 for T-coil
LTE Band 5 for T-coil
LTE Band 12 for T-coil
LTE Band 25 for T-coil
LTE Band 26 for T-coil
LTE Band 66 for T-coil
LTE Band 71 for T-coil
LTE Band 41 for T-coil

Date: 2021-11-25

Test Laboratory: SGS-SAR Lab

MT-T6000 HAC-T-Coil-GSM850 GSM Voice 190CH

DUT: MT-T6000; Type: Smart Phone; Serial: 350021980002259

Communication System: UID 0, GSM Only Communication System (0); Frequency: 836.6 MHz;Duty Cycle: 1:8.30042

Medium: Air;Medium parameters used: $\sigma = 0$ S/m, $\varepsilon_r = 1$; $\rho = 0$ kg/m^3
Phantom section: TCoil Section

DASY 5 Configuration:

- Probe: AM1DV3 - 3115; ; Calibrated: 2021-06-01
- Sensor-Surface: 0mm (Fix Surface)
- Electronics: DAE4 Sn1663; Calibrated: 2021-03-01
- Phantom: HAC Test Arch with AMCC; Type: SD HAC P01 BA;
- DASY52 52.10.4(1527); SEMCAD X 14.6.14(7483)

T-Coil scan/General Scans/z (axial) 4.2mm 50 x 50/ABM SNR(x,y,z) (13x13x1):

Measurement grid: dx=10mm, dy=10mm
ABM1/ABM2 = 31.00 dB
ABM1 comp = 1.11 dBA/m
BWC Factor = 0.16 dB
Location: 8.3, 12.5, 3.7 mm

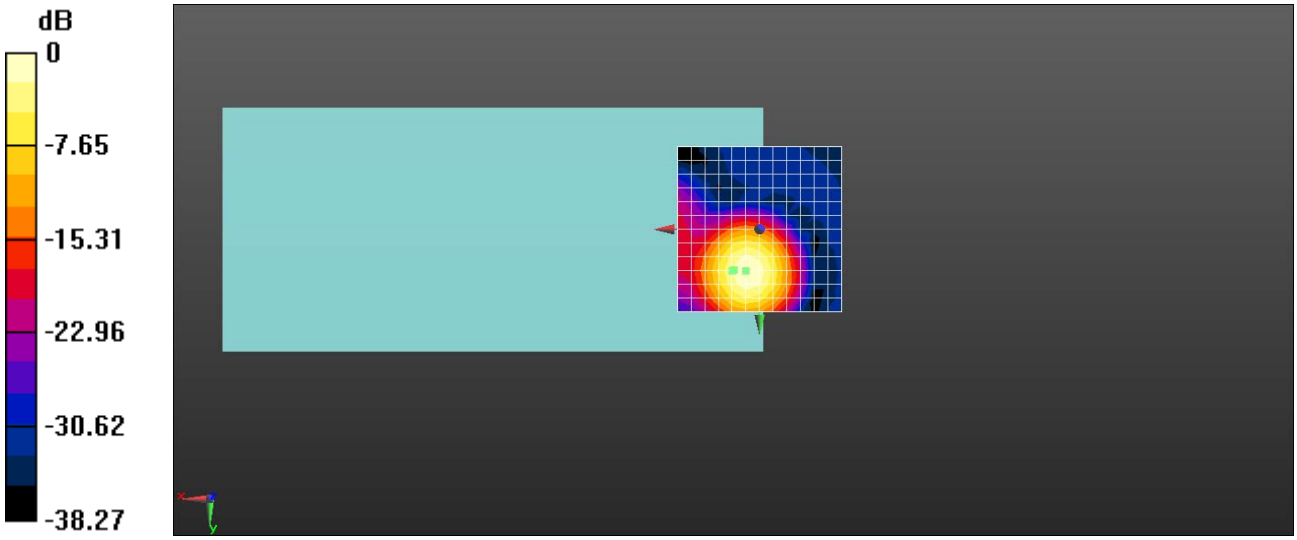

0 dB = 35.46 = 30.99 dB

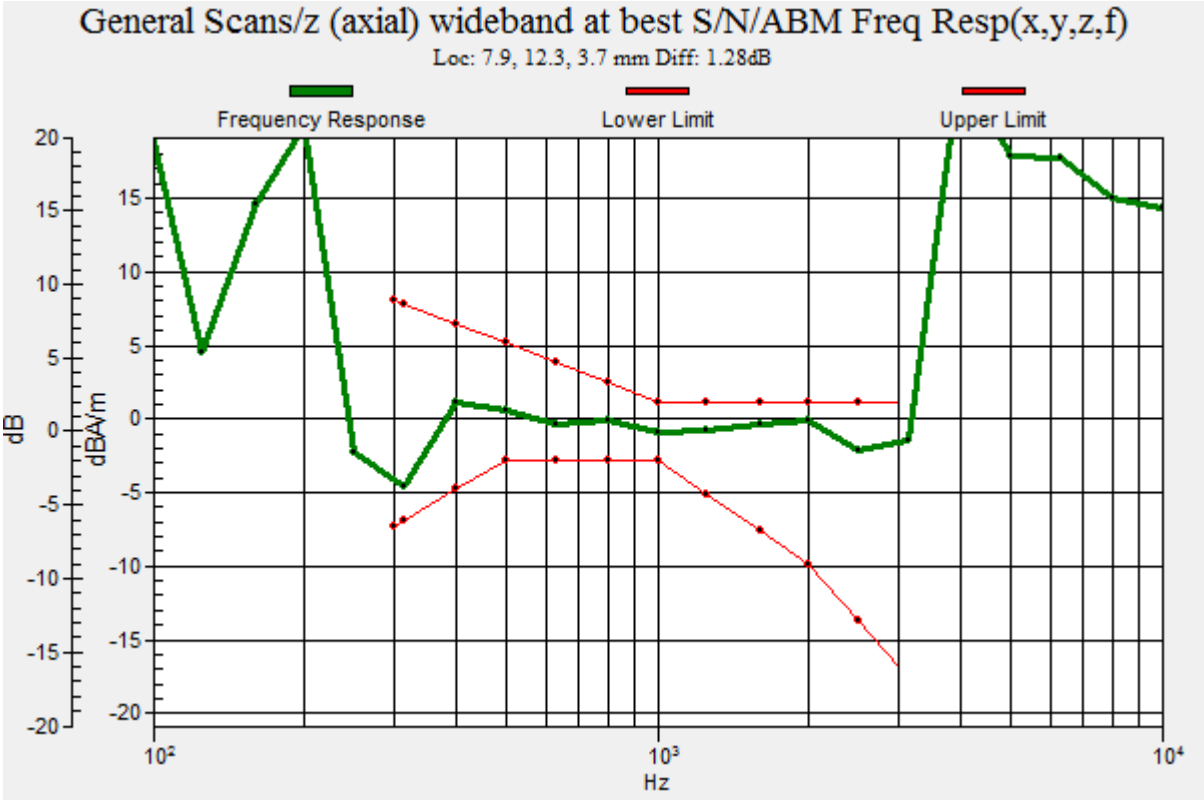
General Scans/z (axial) wideband at best S/N/ABM Freq Resp(x,y,z,f)
Loc: 7.9, 12.3, 3.7 mm Diff: 1.28dB
Frequency Response
Lower Limit
Upper Limit
dB
dBA/m
Hz

Date: 2021-11-25

Test Laboratory: SGS-SAR Lab

MT-T6000 HAC-T-Coil-GSM850 GSM Voice 190CH

DUT: MT-T6000; Type: Smart Phone; Serial: 350021980002259

Communication System: UID 0, GSM Only Communication System (0); Frequency: 836.6 MHz;Duty Cycle: 1:8.30042

Medium: Air;Medium parameters used: $\sigma = 0$ S/m, $\varepsilon_r = 1$; $\rho = 0$ kg/m^3
Phantom section: TCoil Section

DASY 5 Configuration:

- Probe: AM1DV3 - 3115; ; Calibrated: 2021-06-01
- Sensor-Surface: 0mm (Fix Surface)
- Electronics: DAE4 Sn1663; Calibrated: 2021-03-01
- Phantom: HAC Test Arch with AMCC; Type: SD HAC P01 BA;
- DASY52 52.10.4(1527); SEMCAD X 14.6.14(7483)

T-Coil scan/General Scans/y (transversal) 4.2mm 50 x 50/ABM SNR(x,y,z) (13x13x1): Measurement grid: dx=10mm, dy=10mm
ABM1/ABM2 = 33.48 dB
ABM1 comp = -5.23 dBA/m
BWC Factor = 0.16 dB
Location: 0, 4.2, 3.7 mm

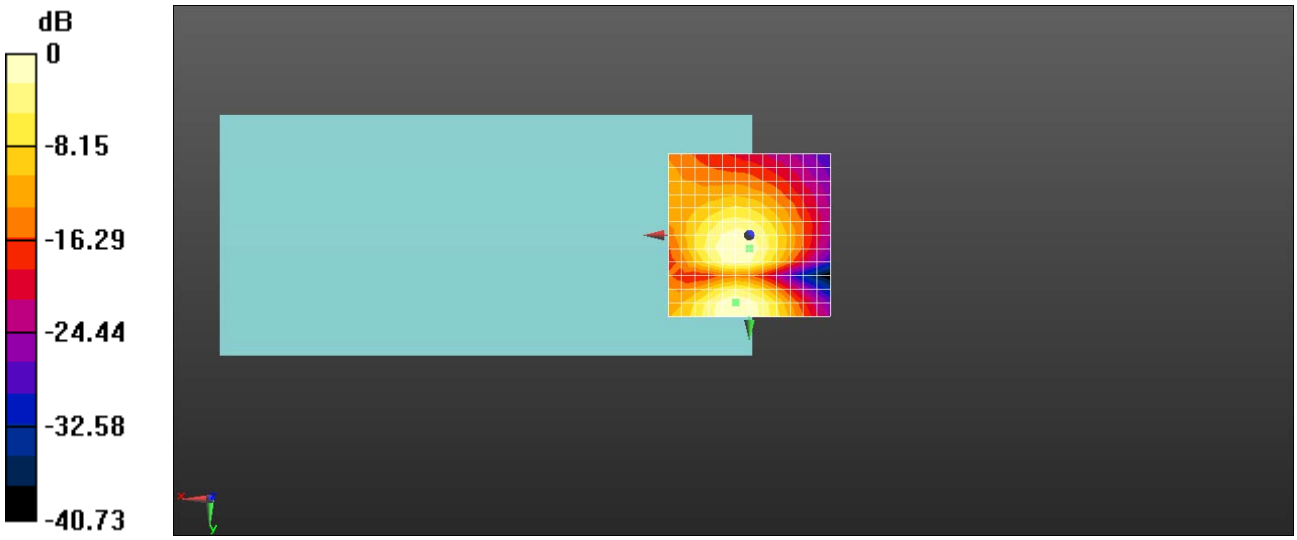

0 dB = 47.21 = 33.48 dB

Date: 2021-11-26

Test Laboratory: SGS-SAR Lab

MT-T6000 HAC-T-Coil-GSM1900 GSM Voice 661CH

DUT: MT-T6000; Type: Smart Phone; Serial: 350021980002259

Communication System: UID 0, GSM Only Communication System (0); Frequency: 1880 MHz;Duty Cycle: 1:8.30042

Medium: Air;Medium parameters used: $\sigma = 0$ S/m, $\varepsilon_r = 1$; $\rho = 0$ kg/m^3
Phantom section: TCoil Section

DASY 5 Configuration:

- Probe: AM1DV3 - 3115; ; Calibrated: 2021-06-01
- Sensor-Surface: 0mm (Fix Surface)
- Electronics: DAE4 Sn1663; Calibrated: 2021-03-01
- Phantom: HAC Test Arch with AMCC; Type: SD HAC P01 BA;
- DASY52 52.10.4(1527); SEMCAD X 14.6.14(7483)

T-Coil scan/General Scans/z (axial) 4.2mm 50 x 50/ABM SNR(x,y,z) (13x13x1):

Measurement grid: dx=10mm, dy=10mm
ABM1/ABM2 = 34.51 dB
ABM1 comp = 1.07 dBA/m
BWC Factor = 0.29 dB
Location: 8.3, 12.5, 3.7 mm

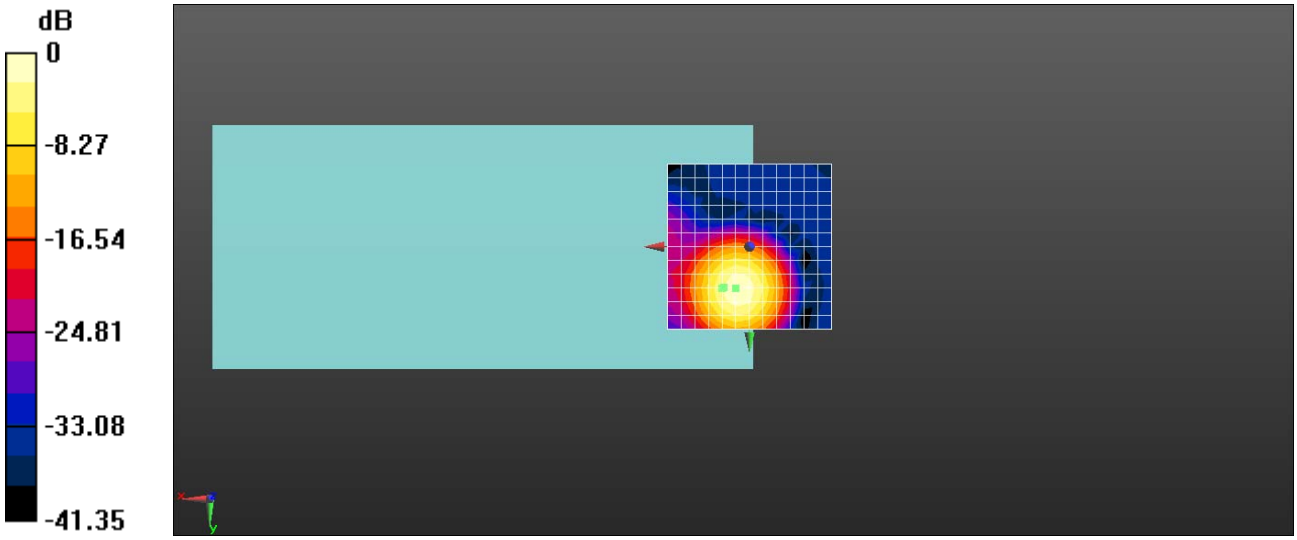

0 dB = 53.16 = 34.51 dB

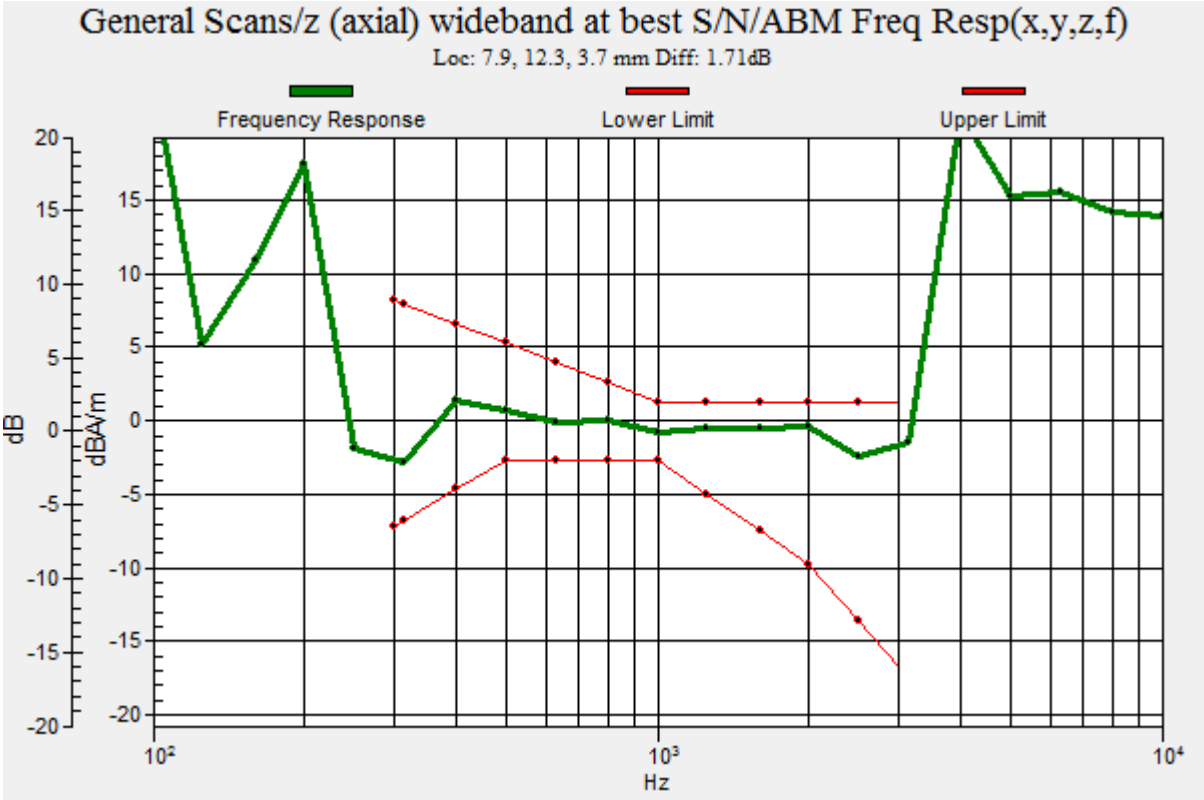
General Scans/z (axial) wideband at best S/N/ABM Freq Resp(x,y,z,f)
Loc: 7.9, 12.3, 3.7 mm Diff: 1.71dB
Frequency Response
Lower Limit
Upper Limit
dB
dBA/m
Hz

Date: 2021-11-26

Test Laboratory: SGS-SAR Lab

MT-T6000 HAC-T-Coil-GSM1900 GSM Voice 661CH

DUT: MT-T6000; Type: Smart Phone; Serial: 350021980002259

Communication System: UID 0, GSM Only Communication System (0); Frequency: 1880 MHz;Duty Cycle: 1:8.30042

Medium: Air;Medium parameters used: $\sigma = 0$ S/m, $\varepsilon_r = 1$; $\rho = 0$ kg/m^3
Phantom section: TCoil Section

DASY 5 Configuration:

- Probe: AM1DV3 - 3115; ; Calibrated: 2021-06-01
- Sensor-Surface: 0mm (Fix Surface)
- Electronics: DAE4 Sn1663; Calibrated: 2021-03-01
- Phantom: HAC Test Arch with AMCC; Type: SD HAC P01 BA;
- DASY52 52.10.4(1527); SEMCAD X 14.6.14(7483)

T-Coil scan/General Scans/y (transversal) 4.2mm 50 x 50/ABM SNR(x,y,z) (13x13x1): Measurement grid: dx=10mm, dy=10mm
ABM1/ABM2 = 34.47 dB
ABM1 comp = -5.30 dBA/m
BWC Factor = 0.29 dB
Location: 0, 4.2, 3.7 mm



0 dB = 52.89 = 34.47 dB

Date: 2021-11-26

Test Laboratory: SGS-SAR Lab

MT-T6000 HAC-T-Coil-WCDMA Band II AMR Voice 9400CH

DUT: MT-T6000; Type: Smart Phone; Serial: 350021980002259

Communication System: UID 0, WCDMA (0); Frequency: 1880 MHz;Duty Cycle: 1:1

Medium: Air;Medium parameters used: $\sigma = 0$ S/m, $\varepsilon_r = 1$; $\rho = 0$ kg/m^3
Phantom section: TCoil Section

DASY 5 Configuration:

- Probe: AM1DV3 - 3115; ; Calibrated: 2021-06-01
- Sensor-Surface: 0mm (Fix Surface)
- Electronics: DAE4 Sn1663; Calibrated: 2021-03-01
- Phantom: HAC Test Arch with AMCC; Type: SD HAC P01 BA;
- DASY52 52.10.4(1527); SEMCAD X 14.6.14(7483)

T-Coil scan/General Scans/z (axial) 4.2mm 50 x 50/ABM SNR(x,y,z) (13x13x1):

Measurement grid: dx=10mm, dy=10mm
ABM1/ABM2 = 46.03 dB
ABM1 comp = 3.02 dBA/m
BWC Factor = 0.29 dB
Location: 0, 12.5, 3.7 mm

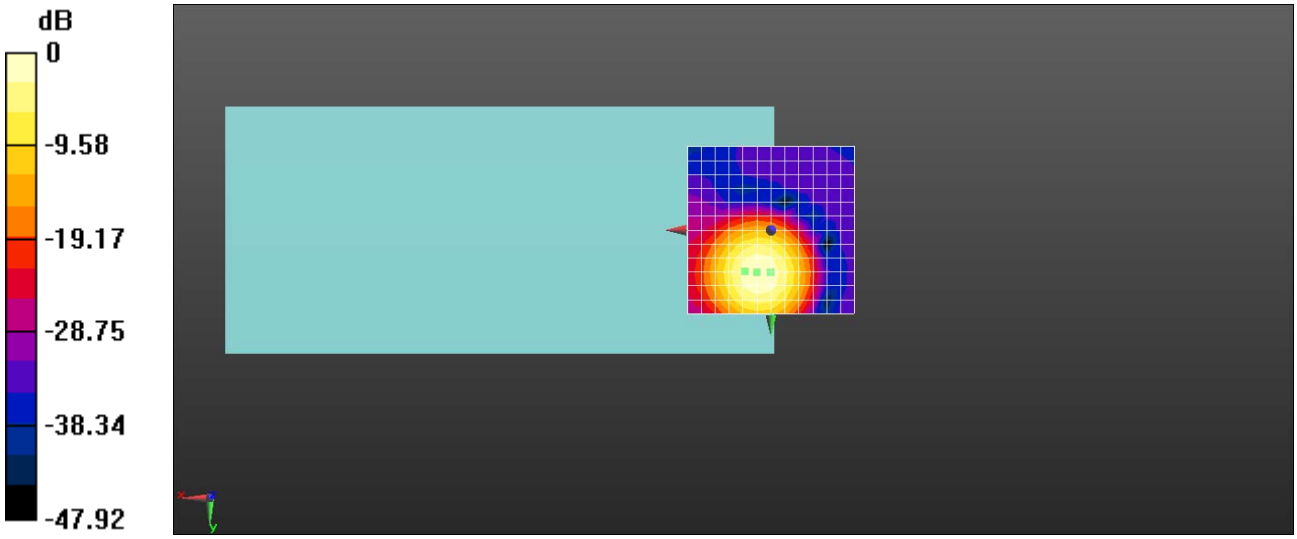

0 dB = 200.1 = 46.02 dB

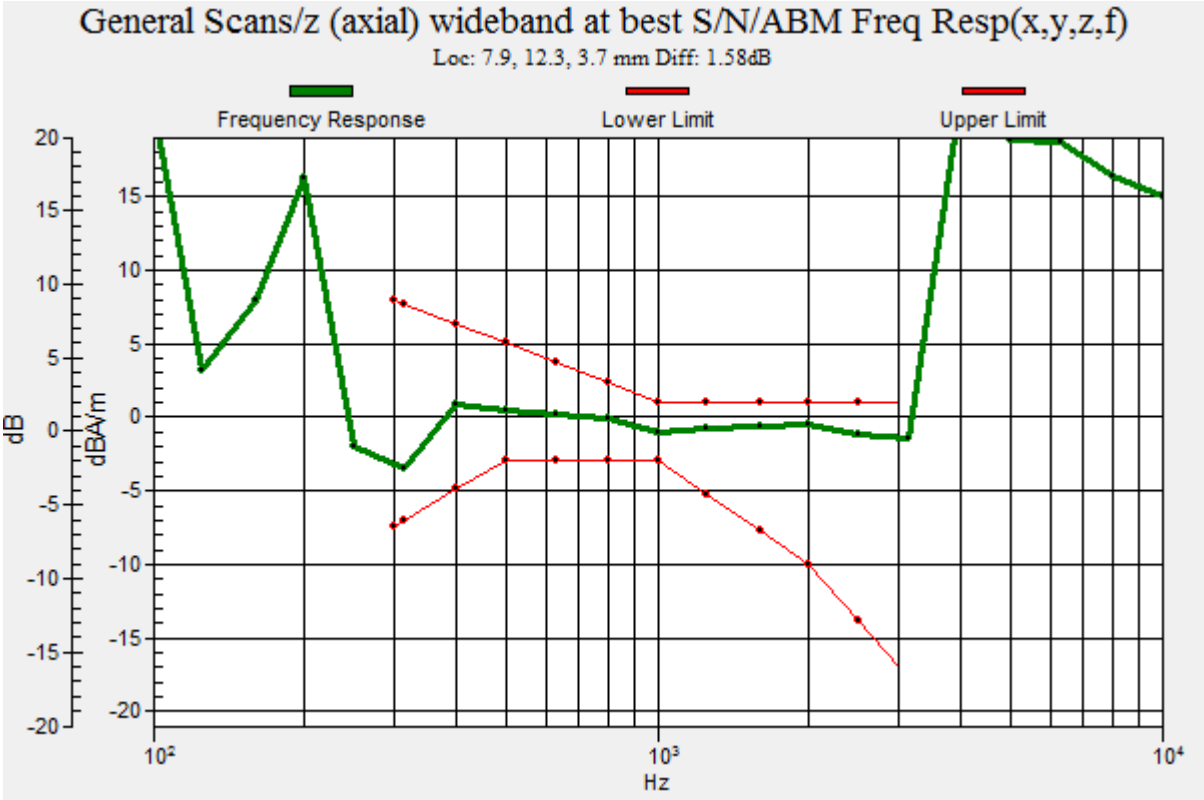
General Scans/z (axial) wideband at best S/N/ABM Freq Resp(x,y,z,f)
Loc: 7.9, 12.3, 3.7 mm Diff: 1.58dB
Frequency Response
Lower Limit
Upper Limit
dB
dBA/m
Hz

Date: 2021-11-26

Test Laboratory: SGS-SAR Lab

MT-T6000 HAC-T-Coil-WCDMA Band II AMR Voice 9400CH

DUT: MT-T6000; Type: Smart Phone; Serial: 350021980002259

Communication System: UID 0, WCDMA (0); Frequency: 1880 MHz;Duty Cycle: 1:1

Medium: Air;Medium parameters used: $\sigma = 0$ S/m, $\varepsilon_r = 1$; $\rho = 0$ kg/m^3
Phantom section: TCoil Section

DASY 5 Configuration:

- Probe: AM1DV3 - 3115; ; Calibrated: 2021-06-01
- Sensor-Surface: 0mm (Fix Surface)
- Electronics: DAE4 Sn1663; Calibrated: 2021-03-01
- Phantom: HAC Test Arch with AMCC; Type: SD HAC P01 BA;
- DASY52 52.10.4(1527); SEMCAD X 14.6.14(7483)

T-Coil scan/General Scans/y (transversal) 4.2mm 50 x 50/ABM SNR(x,y,z) (13x13x1): Measurement grid: dx=10mm, dy=10mm
ABM1/ABM2 = 35.52 dB
ABM1 comp = -4.21 dBA/m
BWC Factor = 0.29 dB
Location: 4.2, 25, 3.7 mm



0 dB = 59.70 = 35.52 dB

Date: 2021-11-26

Test Laboratory: SGS-SAR Lab

MT-T6000 HAC-T-Coil-WCDMA Band IV AMR Voice 1412CH

DUT: MT-T6000; Type: Smart Phone; Serial: 350021980002259

Communication System: UID 0, WCDMA (0); Frequency: 1732.4 MHz;Duty Cycle: 1:1

Medium: Air;Medium parameters used: $\sigma = 0$ S/m, $\varepsilon_r = 1$; $\rho = 0$ kg/m^3
Phantom section: TCoil Section

DASY 5 Configuration:

- Probe: AM1DV3 - 3115; ; Calibrated: 2021-06-01
- Sensor-Surface: 0mm (Fix Surface)
- Electronics: DAE4 Sn1663; Calibrated: 2021-03-01
- Phantom: HAC Test Arch with AMCC; Type: SD HAC P01 BA;
- DASY52 52.10.4(1527); SEMCAD X 14.6.14(7483)

T-Coil scan/General Scans/z (axial) 4.2mm 50 x 50/ABM SNR(x,y,z) (13x13x1):

Measurement grid: dx=10mm, dy=10mm
ABM1/ABM2 = 47.39 dB
ABM1 comp = 4.20 dBA/m
BWC Factor = 0.29 dB
Location: 4.2, 12.5, 3.7 mm

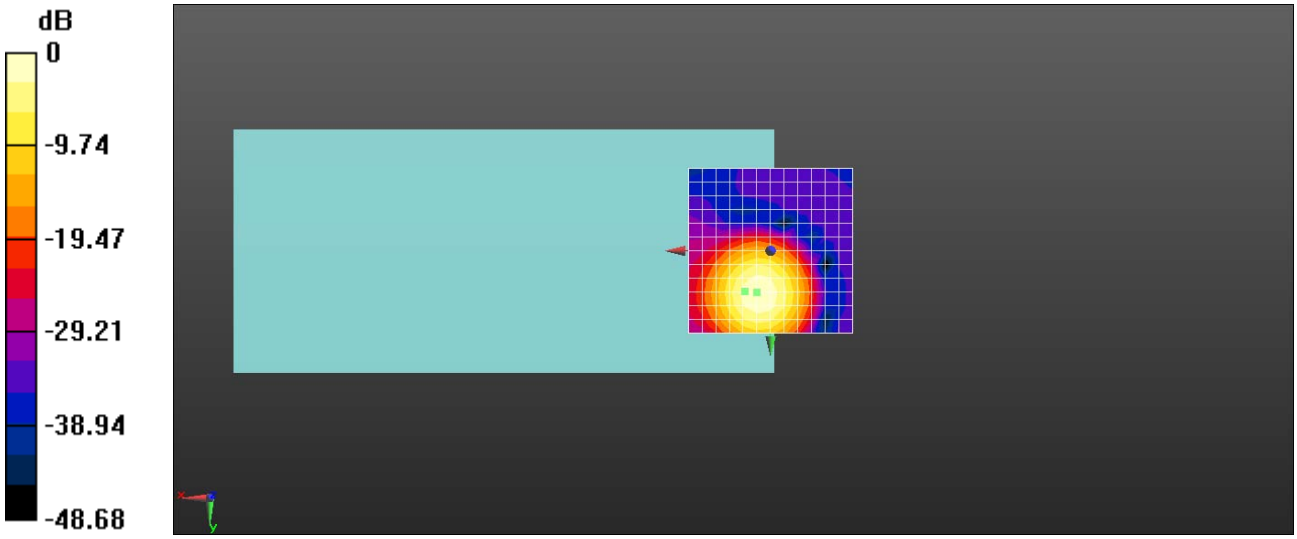

0 dB = 234.0 = 47.38 dB

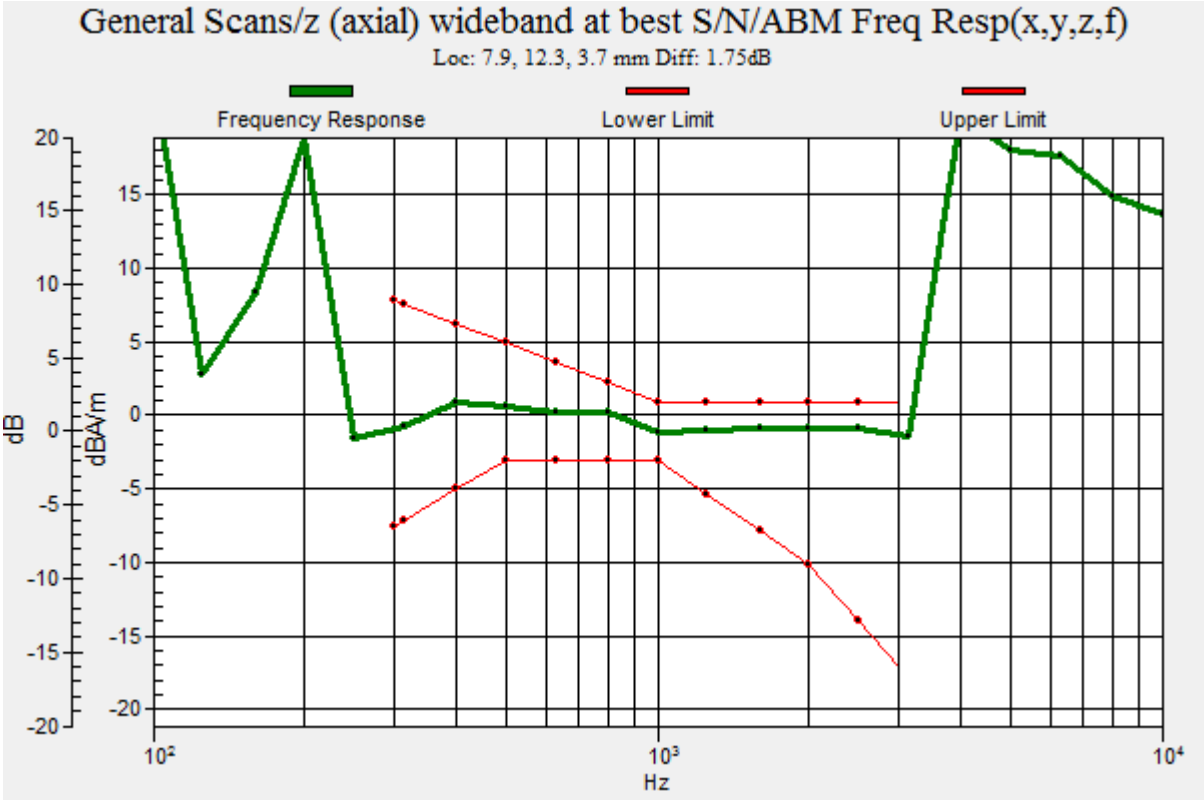
General Scans/z (axial) wideband at best S/N/ABM Freq Resp(x,y,z,f)
Loc: 7.9, 12.3, 3.7 mm Diff: 1.75dB
Frequency Response
Lower Limit
Upper Limit
dB
dBA/m
Hz

Date: 2021-11-26

Test Laboratory: SGS-SAR Lab

MT-T6000 HAC-T-Coil-WCDMA Band IV AMR Voice 1412CH

DUT: MT-T6000; Type: Smart Phone; Serial: 350021980002259

Communication System: UID 0, WCDMA (0); Frequency: 1732.4 MHz;Duty Cycle: 1:1

Medium: Air;Medium parameters used: $\sigma = 0$ S/m, $\varepsilon_r = 1$; $\rho = 0$ kg/m^3
Phantom section: TCoil Section

DASY 5 Configuration:

- Probe: AM1DV3 - 3115; ; Calibrated: 2021-06-01
- Sensor-Surface: 0mm (Fix Surface)
- Electronics: DAE4 Sn1663; Calibrated: 2021-03-01
- Phantom: HAC Test Arch with AMCC; Type: SD HAC P01 BA;
- DASY52 52.10.4(1527); SEMCAD X 14.6.14(7483)

T-Coil scan/General Scans/y (transversal) 4.2mm 50 x 50/ABM SNR(x,y,z) (13x13x1): Measurement grid: dx=10mm, dy=10mm
ABM1/ABM2 = 34.20 dB
ABM1 comp = -4.39 dBA/m
BWC Factor = 0.29 dB
Location: 4.2, 25, 3.7 mm



0 dB = 51.28 = 34.20 dB

Date: 2021-11-26

Test Laboratory: SGS-SAR Lab

MT-T6000 HAC-T-Coil-WCDMA Band V AMR Voice 4182CH

DUT: MT-T6000; Type: Smart Phone; Serial: 350021980002259

Communication System: UID 0, WCDMA (0); Frequency: 836.4 MHz;Duty Cycle: 1:1

Medium: Air;Medium parameters used: $\sigma = 0$ S/m, $\varepsilon_r = 1$; $\rho = 0$ kg/m^3
Phantom section: TCoil Section

DASY 5 Configuration:

- Probe: AM1DV3 - 3115; ; Calibrated: 2021-06-01
- Sensor-Surface: 0mm (Fix Surface)
- Electronics: DAE4 Sn1663; Calibrated: 2021-03-01
- Phantom: HAC Test Arch with AMCC; Type: SD HAC P01 BA;
- DASY52 52.10.4(1527); SEMCAD X 14.6.14(7483)

T-Coil scan/General Scans/z (axial) 4.2mm 50 x 50/ABM SNR(x,y,z) (13x13x1):

Measurement grid: dx=10mm, dy=10mm
ABM1/ABM2 = 46.51 dB
ABM1 comp = 4.03 dBA/m
BWC Factor = 0.28 dB
Location: 4.2, 12.5, 3.7 mm

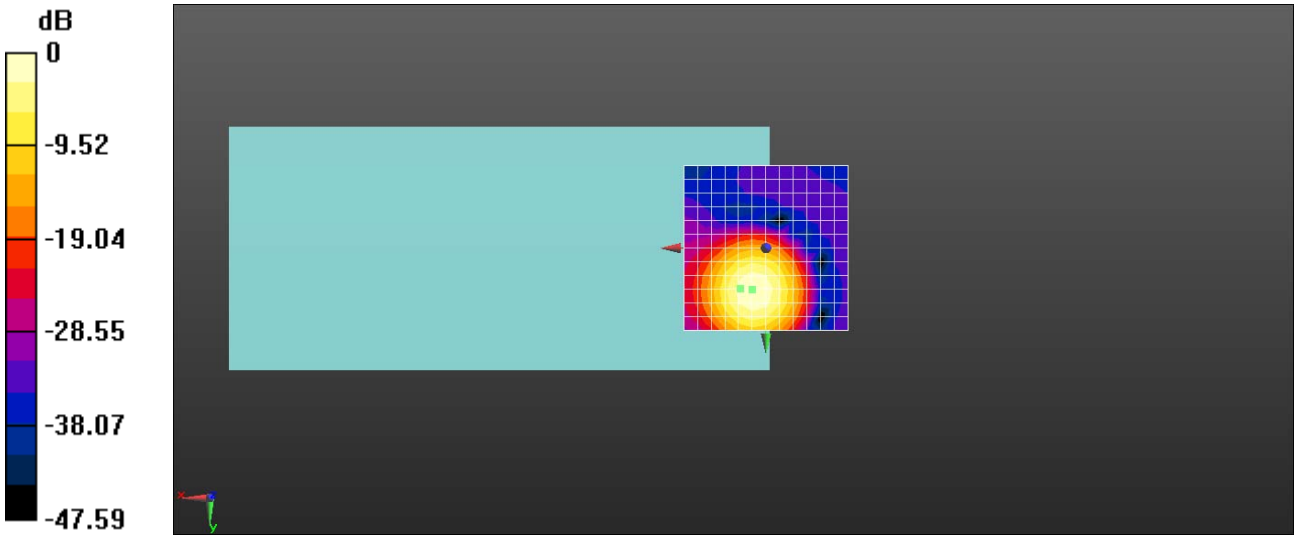

0 dB = 211.6 = 46.51 dB

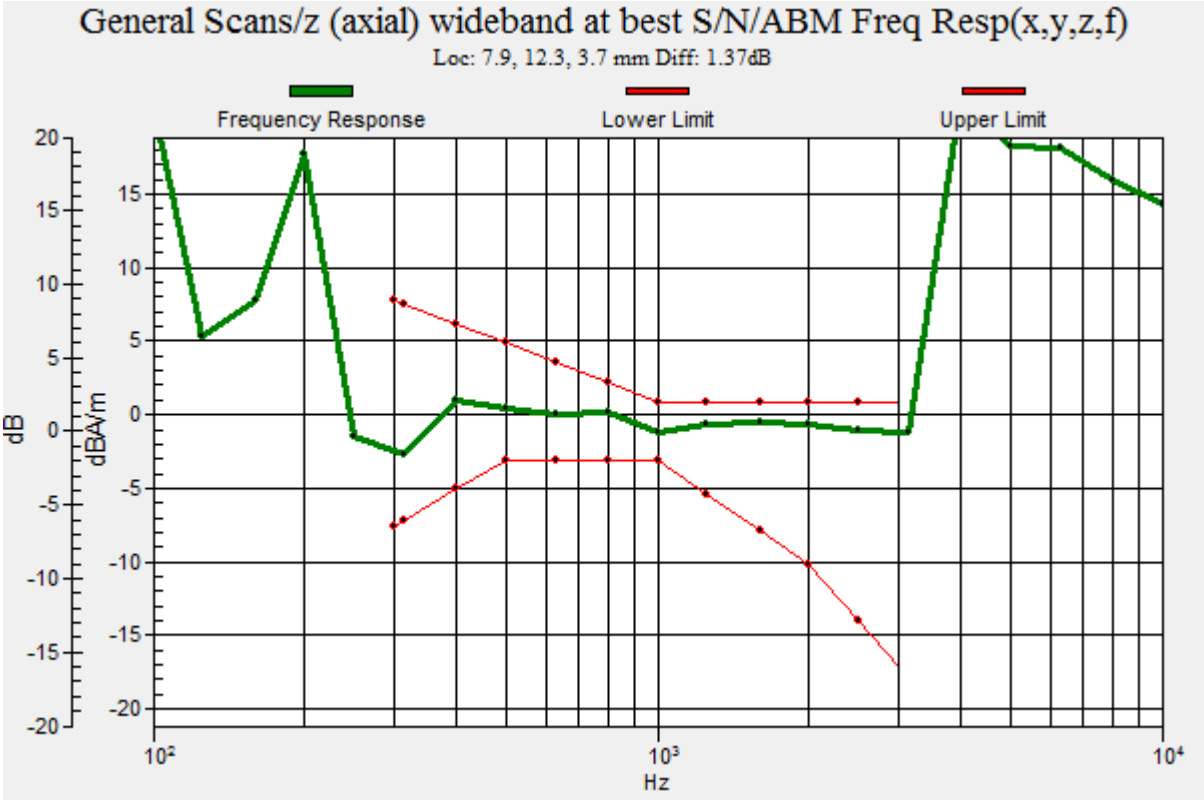
General Scans/z (axial) wideband at best S/N/ABM Freq Resp(x,y,z,f)
Loc: 7.9, 12.3, 3.7 mm Diff: 1.37dB
Frequency Response
Lower Limit
Upper Limit
dB
dBA/m
Hz

Date: 2021-11-26

Test Laboratory: SGS-SAR Lab

MT-T6000 HAC-T-Coil-WCDMA Band V AMR Voice 4182CH

DUT: MT-T6000; Type: Smart Phone; Serial: 350021980002259

Communication System: UID 0, WCDMA (0); Frequency: 836.4 MHz;Duty Cycle: 1:1

Medium: Air;Medium parameters used: $\sigma = 0$ S/m, $\varepsilon_r = 1$; $\rho = 0$ kg/m^3
Phantom section: TCoil Section

DASY 5 Configuration:

- Probe: AM1DV3 - 3115; ; Calibrated: 2021-06-01
- Sensor-Surface: 0mm (Fix Surface)
- Electronics: DAE4 Sn1663; Calibrated: 2021-03-01
- Phantom: HAC Test Arch with AMCC; Type: SD HAC P01 BA;
- DASY52 52.10.4(1527); SEMCAD X 14.6.14(7483)

T-Coil scan/General Scans/y (transversal) 4.2mm 50 x 50/ABM SNR(x,y,z) (13x13x1): Measurement grid: dx=10mm, dy=10mm
ABM1/ABM2 = 35.81 dB
ABM1 comp = -4.09 dBA/m
BWC Factor = 0.28 dB
Location: 4.2, 25, 3.7 mm

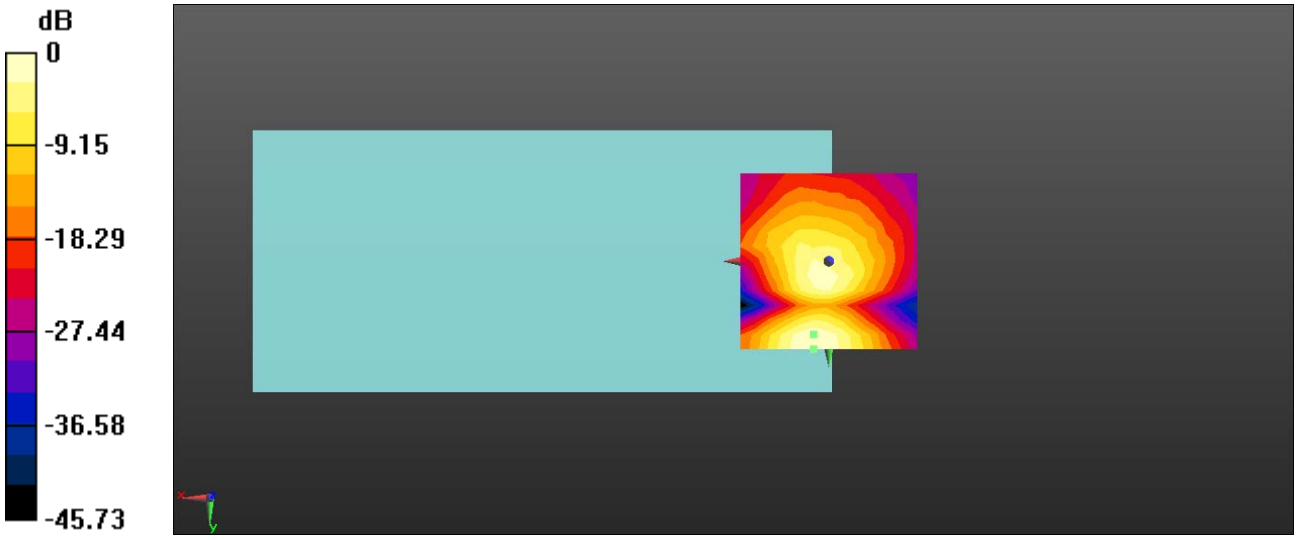

0 dB = 61.75 = 35.81 dB

Date: 2021-11-26

Test Laboratory: SGS-SAR Lab

MT-T6000 HAC-T-Coil-LTE Band 2 20M QPSK 1RB0 18900CH

DUT: MT-T6000; Type: Smart Phone; Serial: 350021980003547

Communication System: UID 0, LTE-FDD BW 20MHz (0); Frequency: 1880 MHz;Duty Cycle: 1:1

Medium: Air;Medium parameters used: $\sigma = 0$ S/m, $\varepsilon_r = 1$; $\rho = 0$ kg/m^3
Phantom section: TCoil Section

DASY 5 Configuration:

- Probe: AM1DV3 - 3115; ; Calibrated: 2021-06-01
- Sensor-Surface: 0mm (Fix Surface)
- Electronics: DAE4 Sn1663; Calibrated: 2021-03-01
- Phantom: HAC Test Arch with AMCC; Type: SD HAC P01 BA;
- DASY52 52.10.4(1527); SEMCAD X 14.6.14(7483)

T-Coil scan/General Scans/z (axial) 4.2mm 50 x 50/ABM SNR(x,y,z) (13x13x1):

Measurement grid: dx=10mm, dy=10mm
ABM1/ABM2 = 29.76 dB
ABM1 comp = 1.46 dBA/m
BWC Factor = 0.31 dB
Location: 8.3, 12.5, 3.7 mm

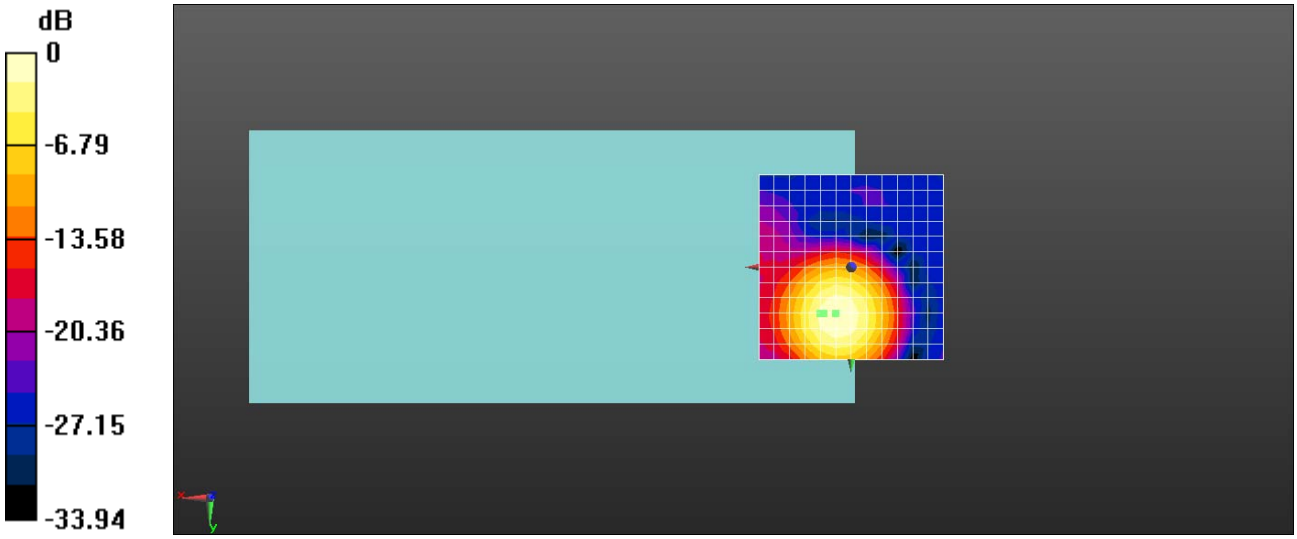

0 dB = 30.76 = 29.76 dB

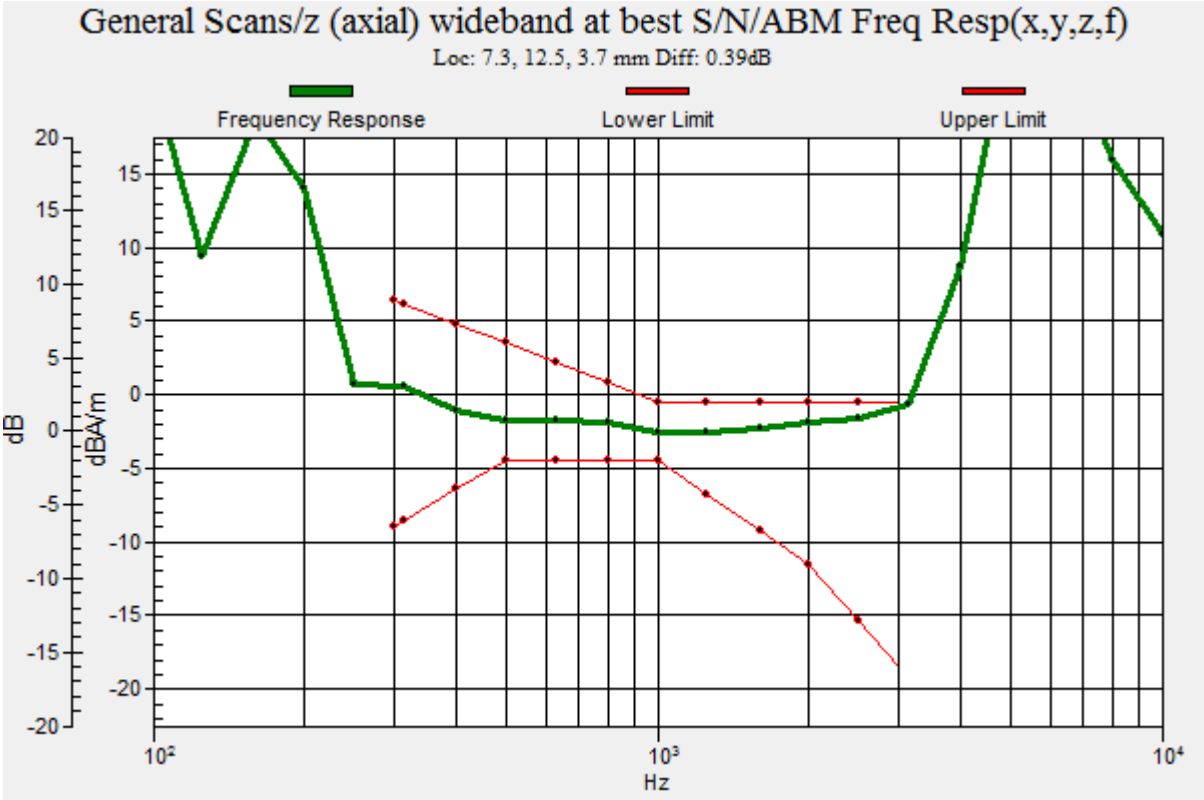
General Scans/z (axial) wideband at best S/N/ABM Freq Resp(x,y,z,f)
Loc: 7.3, 12.5, 3.7 mm Diff: 0.39dB
Frequency Response
Lower Limit
Upper Limit
dB
dBA/m
Hz

Date: 2021-11-28

Test Laboratory: SGS-SAR Lab

MT-T6000 HAC-T-Coil-LTE Band 2 20M QPSK 1RB0 18900CH

DUT: MT-T6000; Type: Smart Phone; Serial: 350021980003547

Communication System: UID 0, LTE-FDD BW 20MHz (0); Frequency: 1880 MHz;Duty Cycle: 1:1

Medium: Air;Medium parameters used: $\sigma = 0$ S/m, $\varepsilon_r = 1$; $\rho = 0$ kg/m^3
Phantom section: TCoil Section

DASY 5 Configuration:

- Probe: AM1DV3 - 3115; ; Calibrated: 2021-06-01
- Sensor-Surface: 0mm (Fix Surface)
- Electronics: DAE4 Sn1663; Calibrated: 2021-03-01
- Phantom: HAC Test Arch with AMCC; Type: SD HAC P01 BA;
- DASY52 52.10.4(1527); SEMCAD X 14.6.14(7483)

T-Coil scan/General Scans/y (transversal) 4.2mm 50 x 50/ABM SNR(x,y,z) (13x13x1): Measurement grid: dx=10mm, dy=10mm
ABM1/ABM2 = 27.29 dB
ABM1 comp = -5.02 dBA/m
BWC Factor = 0.31 dB
Location: 4.2, 25, 3.7 mm

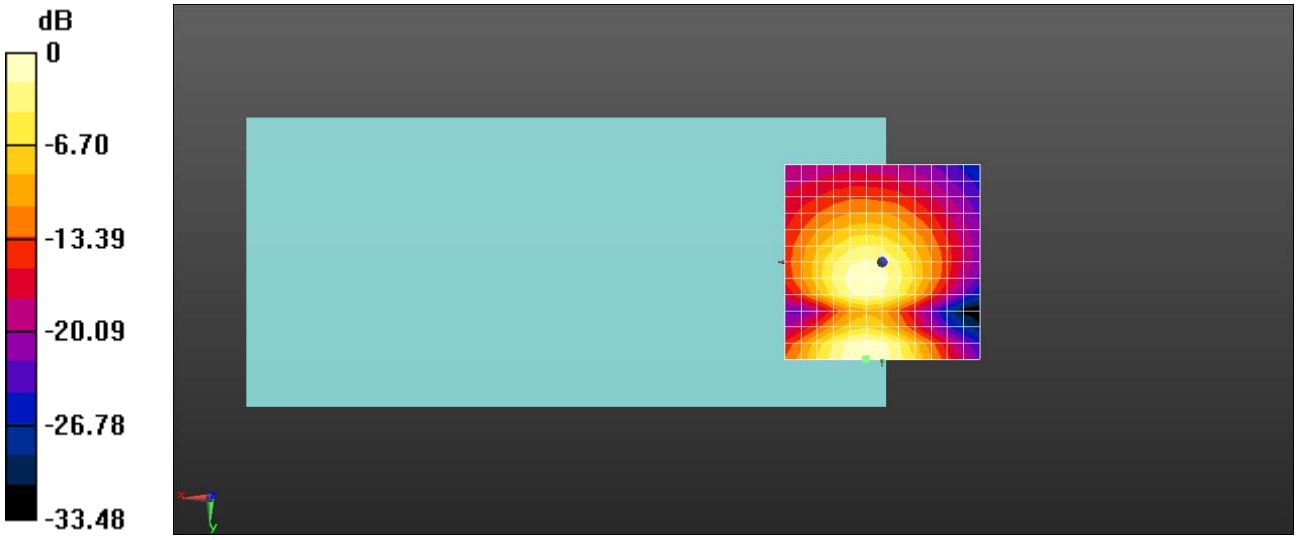

0 dB = 23.16 = 27.29 dB

Date: 2021-11-28

Test Laboratory: SGS-SAR Lab

MT-T6000 HAC-T-Coil-LTE Band 4 20M QPSK 1RB0 20175CH

DUT: MT-T6000; Type: Smart Phone; Serial: 350021980003547

Communication System: UID 0, LTE-FDD BW 20MHz (0); Frequency: 1732.5 MHz;Duty Cycle: 1:1

Medium: Air;Medium parameters used: $\sigma = 0$ S/m, $\varepsilon_r = 1$; $\rho = 0$ kg/m^3
Phantom section: TCoil Section

DASY 5 Configuration:

- Probe: AM1DV3 - 3115; ; Calibrated: 2021-06-01
- Sensor-Surface: 0mm (Fix Surface)
- Electronics: DAE4 Sn1663; Calibrated: 2021-03-01
- Phantom: HAC Test Arch with AMCC; Type: SD HAC P01 BA;
- DASY52 52.10.4(1527); SEMCAD X 14.6.14(7483)

T-Coil scan/General Scans/z (axial) 4.2mm 50 x 50/ABM SNR(x,y,z) (13x13x1):

Measurement grid: dx=10mm, dy=10mm
ABM1/ABM2 = 31.04 dB
ABM1 comp = -2.65 dBA/m
BWC Factor = 0.13 dB
Location: -4.2, 16.7, 3.7 mm

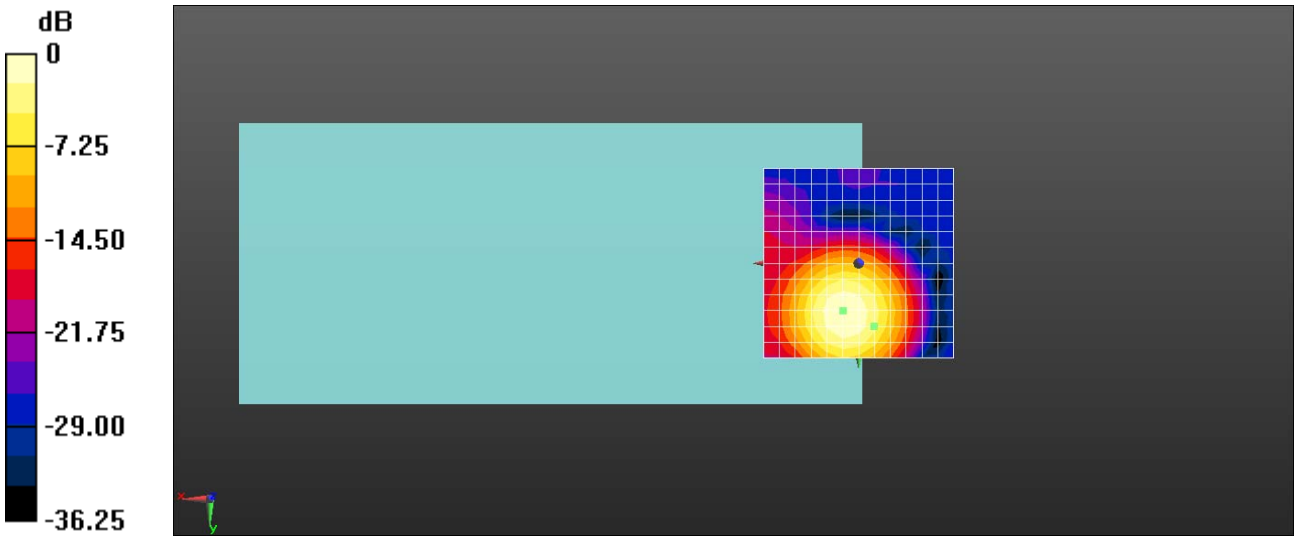

0 dB = 35.64 = 31.04 dB

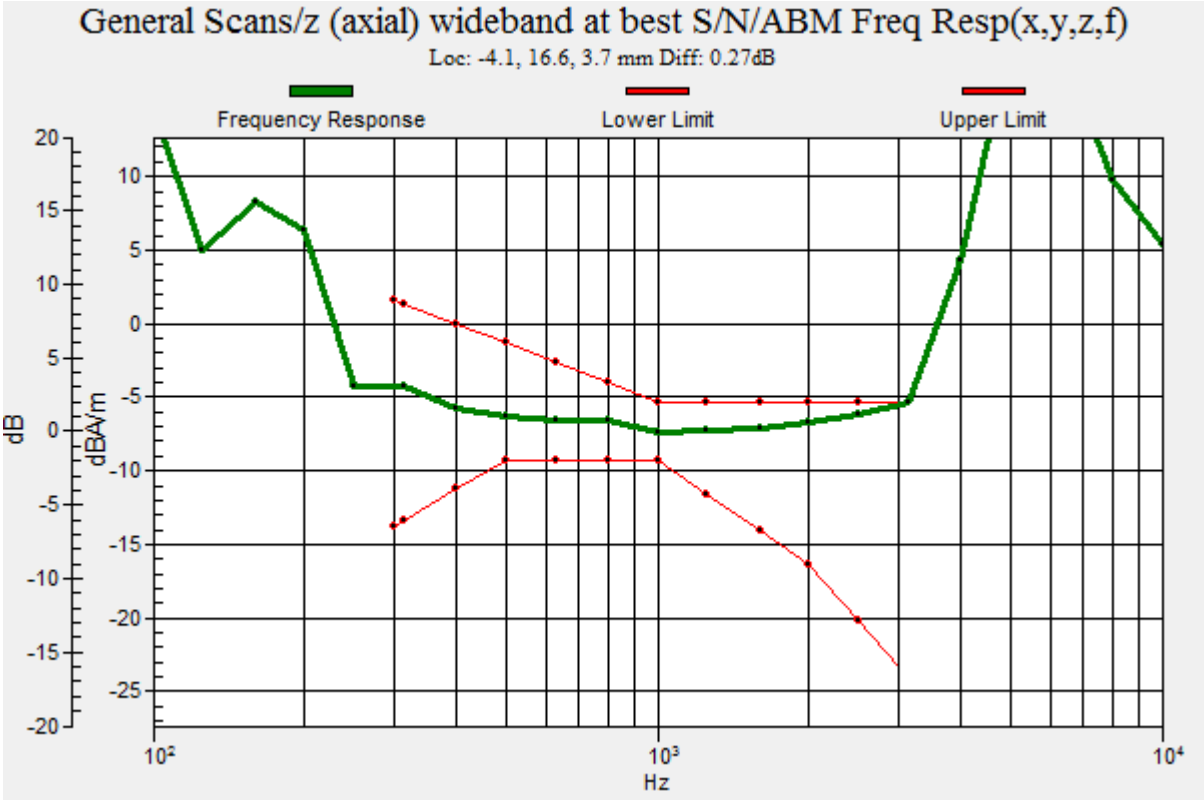
General Scans/z (axial) wideband at best S/N/ABM Freq Resp(x,y,z,f)
Loc: -4.1, 16.6, 3.7 mm Diff: 0.27dB
Frequency Response
Lower Limit
Upper Limit
dB
dBA/m
Hz

Date: 2021-11-28

Test Laboratory: SGS-SAR Lab

MT-T6000 HAC-T-Coil-LTE Band 4 20M QPSK 1RB0 20175CH

DUT: MT-T6000; Type: Smart Phone; Serial: 350021980003547

Communication System: UID 0, LTE-FDD BW 20MHz (0); Frequency: 1732.5 MHz;Duty Cycle: 1:1

Medium: Air;Medium parameters used: $\sigma = 0$ S/m, $\varepsilon_r = 1$; $\rho = 0$ kg/m^3
Phantom section: TCoil Section

DASY 5 Configuration:

- Probe: AM1DV3 - 3115; ; Calibrated: 2021-06-01
- Sensor-Surface: 0mm (Fix Surface)
- Electronics: DAE4 Sn1663; Calibrated: 2021-03-01
- Phantom: HAC Test Arch with AMCC; Type: SD HAC P01 BA;
- DASY52 52.10.4(1527); SEMCAD X 14.6.14(7483)

T-Coil scan/General Scans/y (transversal) 4.2mm 50 x 50/ABM SNR(x,y,z) (13x13x1): Measurement grid: dx=10mm, dy=10mm
ABM1/ABM2 = 28.16 dB
ABM1 comp = -5.37 dBA/m
BWC Factor = 0.13 dB
Location: 8.3, 25, 3.7 mm

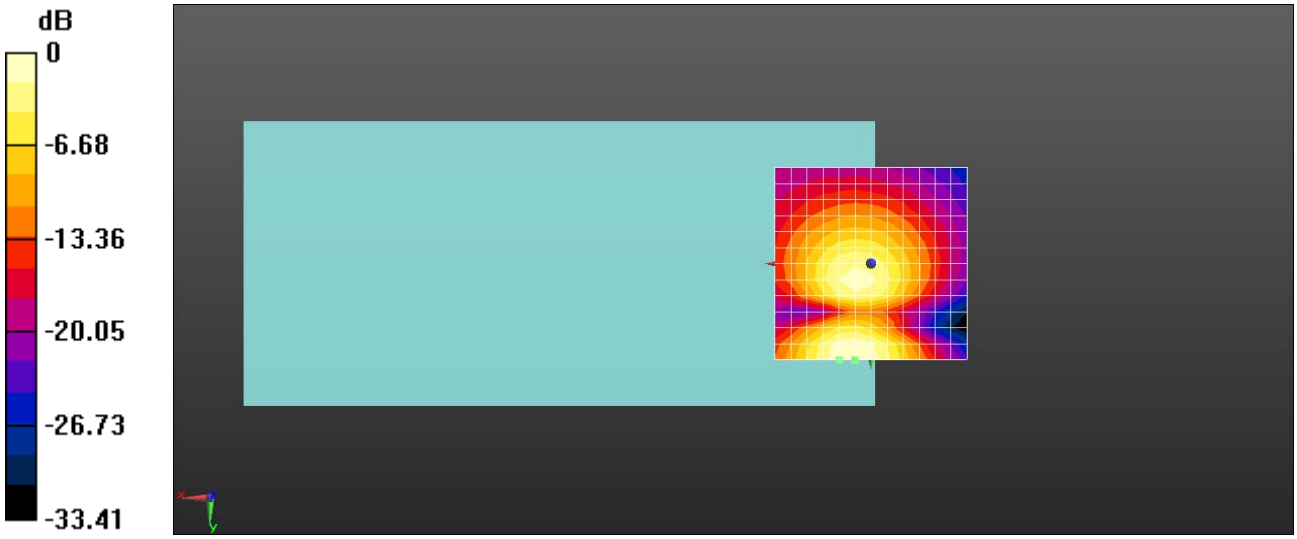

0 dB = 25.58 = 28.16 dB

Date: 2021-11-28

Test Laboratory: SGS-SAR Lab

MT-T6000 HAC-T-Coil-LTE Band 5 10M QPSK 1RB0 20525CH

DUT: MT-T6000; Type: Smart Phone; Serial: 350021980003547

Communication System: UID 0, LTE-FDD BW 10MHZ (0); Frequency: 836.5 MHz;Duty Cycle: 1:1

Medium: Air;Medium parameters used: $\sigma = 0$ S/m, $\varepsilon_r = 1$; $\rho = 0$ kg/m^3
Phantom section: TCoil Section

DASY 5 Configuration:

- Probe: AM1DV3 - 3115; ; Calibrated: 2021-06-01
- Sensor-Surface: 0mm (Fix Surface)
- Electronics: DAE4 Sn1663; Calibrated: 2021-03-01
- Phantom: HAC Test Arch with AMCC; Type: SD HAC P01 BA;
- DASY52 52.10.4(1527); SEMCAD X 14.6.14(7483)

T-Coil scan/General Scans/z (axial) 4.2mm 50 x 50/ABM SNR(x,y,z) (13x13x1):

Measurement grid: dx=10mm, dy=10mm
ABM1/ABM2 = 27.85 dB
ABM1 comp = 0.99 dBA/m
BWC Factor = 0.31 dB
Location: 8.3, 12.5, 3.7 mm

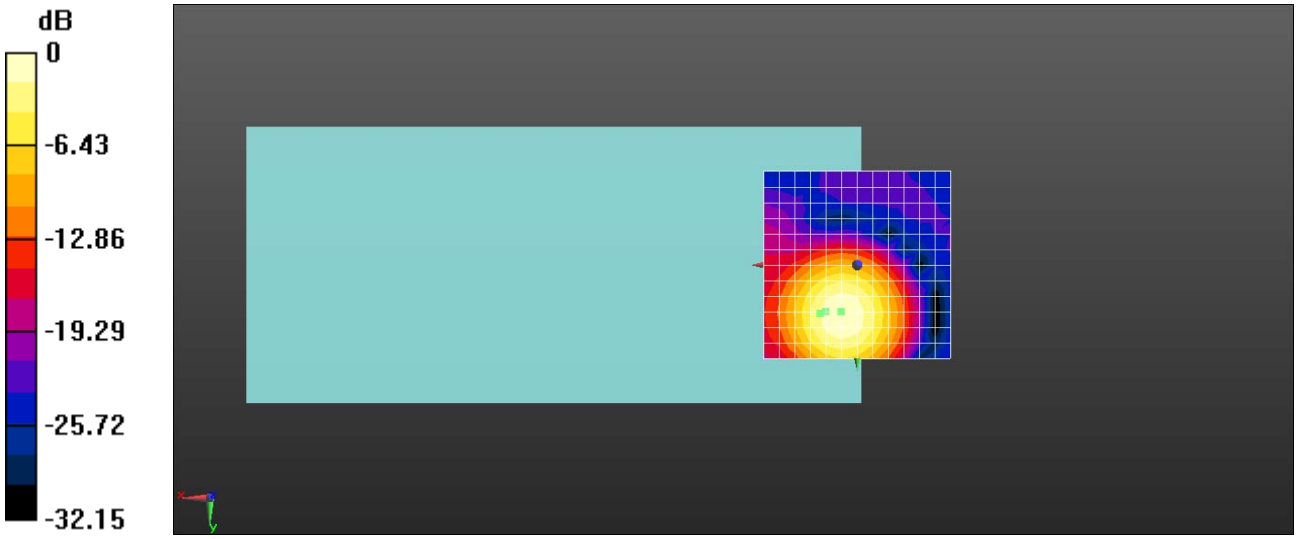

0 dB = 24.68 = 27.85 dB

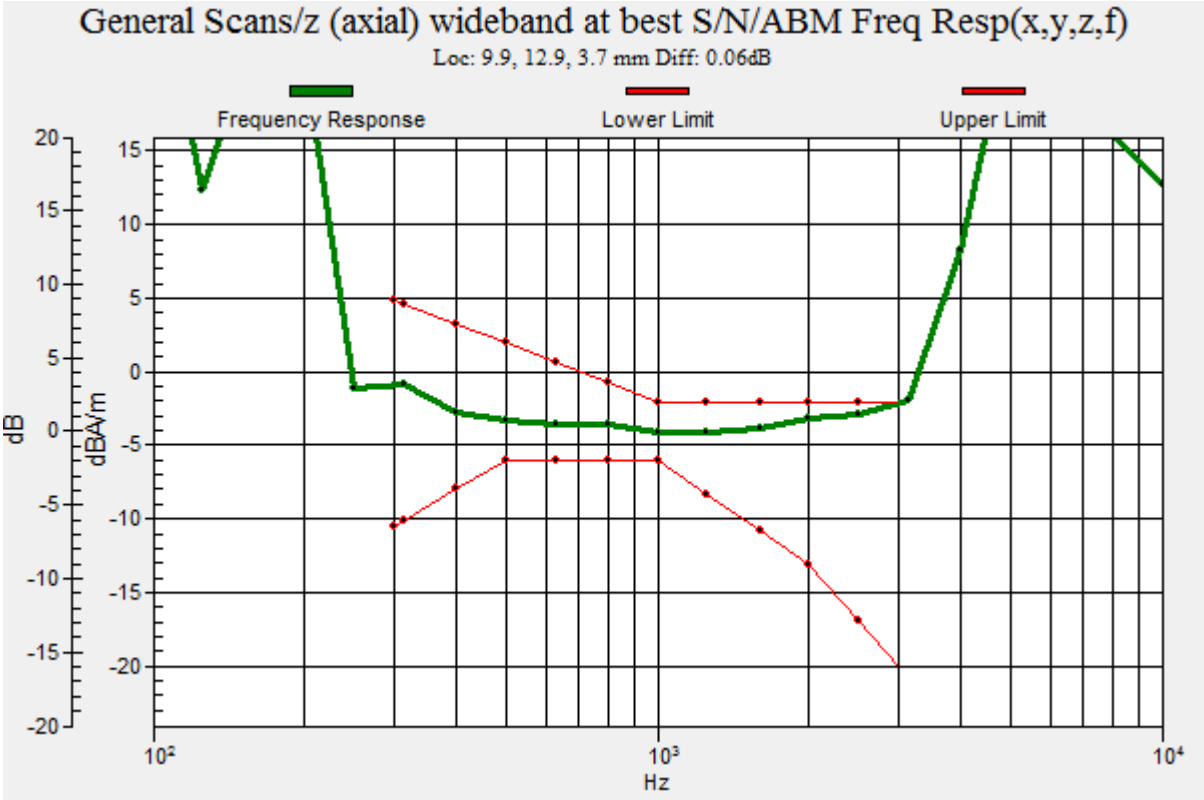
General Scans/z (axial) wideband at best S/N/ABM Freq Resp(x,y,z,f)
Loc: 9.9, 12.9, 3.7 mm Diff: 0.06dB
Frequency Response
Lower Limit
Upper Limit
dB
dBA/m
Hz

Date: 2021-11-28

Test Laboratory: SGS-SAR Lab

MT-T6000 HAC-T-Coil-LTE Band 5 10M QPSK 1RB0 20525CH

DUT: MT-T6000; Type: Smart Phone; Serial: 350021980003547

Communication System: UID 0, LTE-FDD BW 10MHZ (0); Frequency: 836.5 MHz;Duty Cycle: 1:1

Medium: Air;Medium parameters used: $\sigma = 0$ S/m, $\varepsilon_r = 1$; $\rho = 0$ kg/m^3
Phantom section: TCoil Section

DASY 5 Configuration:

- Probe: AM1DV3 - 3115; ; Calibrated: 2021-06-01
- Sensor-Surface: 0mm (Fix Surface)
- Electronics: DAE4 Sn1663; Calibrated: 2021-03-01
- Phantom: HAC Test Arch with AMCC; Type: SD HAC P01 BA;
- DASY52 52.10.4(1527); SEMCAD X 14.6.14(7483)

T-Coil scan/General Scans/y (transversal) 4.2mm 50 x 50/ABM SNR(x,y,z) (13x13x1): Measurement grid: dx=10mm, dy=10mm

ABM1/ABM2 = 26.73 dB
ABM1 comp = -9.16 dBA/m
BWC Factor = 0.31 dB
Location: -4.2, 4.2, 3.7 mm

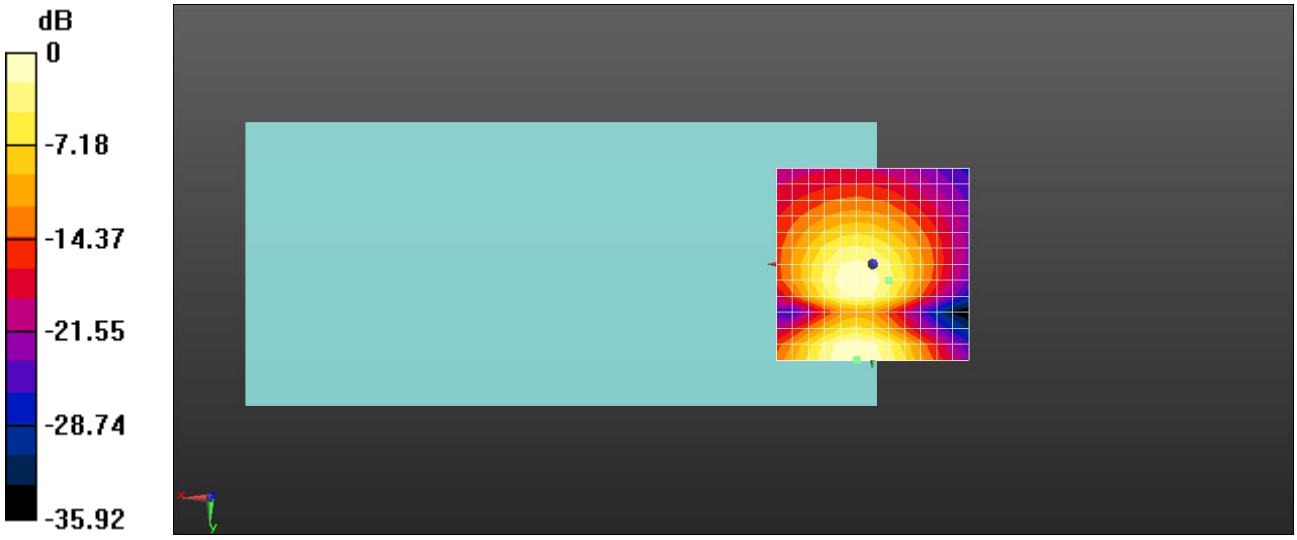

0 dB = 21.70 = 26.73 dB

Date: 2021-11-28

Test Laboratory: SGS-SAR Lab

MT-T6000 HAC-T-Coil-LTE Band 12 10M QPSK 1RB0 23095CH

DUT: MT-T6000; Type: Smart Phone; Serial: 350021980003547

Communication System: UID 0, LTE-FDD BW 10MHZ (0); Frequency: 707.5 MHz;Duty Cycle: 1:1

Medium: Air;Medium parameters used: $\sigma = 0$ S/m, $\varepsilon_r = 1$; $\rho = 0$ kg/m^3
Phantom section: TCoil Section

DASY 5 Configuration:

- Probe: AM1DV3 - 3115; ; Calibrated: 2021-06-01
- Sensor-Surface: 0mm (Fix Surface)
- Electronics: DAE4 Sn1663; Calibrated: 2021-03-01
- Phantom: HAC Test Arch with AMCC; Type: SD HAC P01 BA;
- DASY52 52.10.4(1527); SEMCAD X 14.6.14(7483)

T-Coil scan/General Scans/z (axial) 4.2mm 50 x 50/ABM SNR(x,y,z) (13x13x1):

Measurement grid: dx=10mm, dy=10mm
ABM1/ABM2 = 29.76 dB
ABM1 comp = 2.10 dBA/m
BWC Factor = 0.13 dB
Location: 8.3, 12.5, 3.7 mm

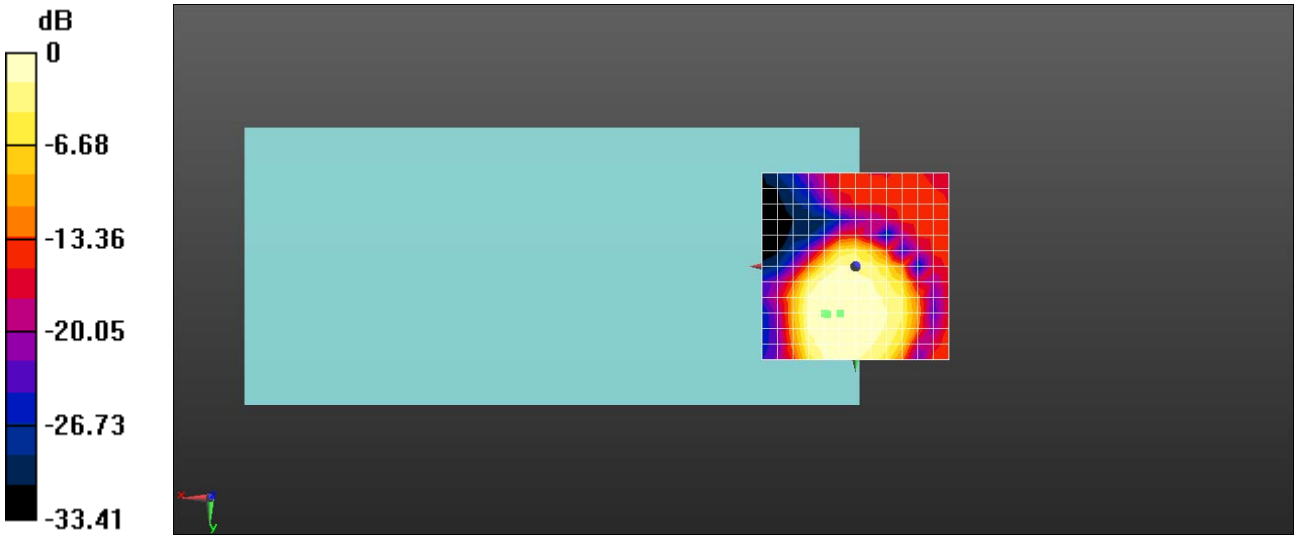

0 dB = 30.75 = 29.76 dB

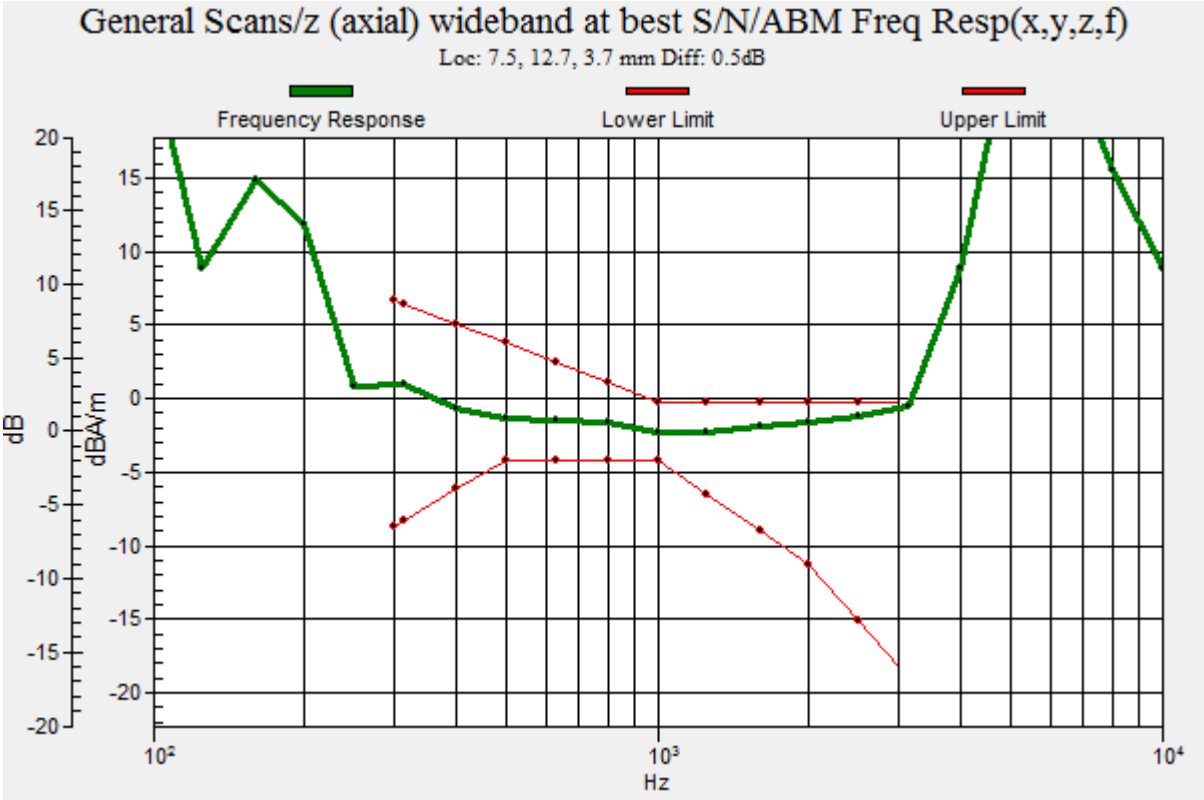
General Scans/z (axial) wideband at best S/N/ABM Freq Resp(x,y,z,f)
Loc: 7.5, 12.7, 3.7 mm Diff: 0.5dB
Frequency Response
Lower Limit
Upper Limit
dB
dBA/m
Hz

Date: 2021-11-28

Test Laboratory: SGS-SAR Lab

MT-T6000 HAC-T-Coil-LTE Band 12 10M QPSK 1RB0 23095CH

DUT: MT-T6000; Type: Smart Phone; Serial: 350021980003547

Communication System: UID 0, LTE-FDD BW 10MHZ (0); Frequency: 707.5 MHz;Duty Cycle: 1:1

Medium: Air;Medium parameters used: $\sigma = 0$ S/m, $\varepsilon_r = 1$; $\rho = 0$ kg/m^3
Phantom section: TCoil Section

DASY 5 Configuration:

- Probe: AM1DV3 - 3115; ; Calibrated: 2021-06-01
- Sensor-Surface: 0mm (Fix Surface)
- Electronics: DAE4 Sn1663; Calibrated: 2021-03-01
- Phantom: HAC Test Arch with AMCC; Type: SD HAC P01 BA;
- DASY52 52.10.4(1527); SEMCAD X 14.6.14(7483)

T-Coil scan/General Scans/y (transversal) 4.2mm 50 x 50/ABM SNR(x,y,z) (13x13x1): Measurement grid: dx=10mm, dy=10mm
ABM1/ABM2 = 27.51 dB
ABM1 comp = -6.50 dBA/m
BWC Factor = 0.13 dB
Location: 0, 8.3, 3.7 mm

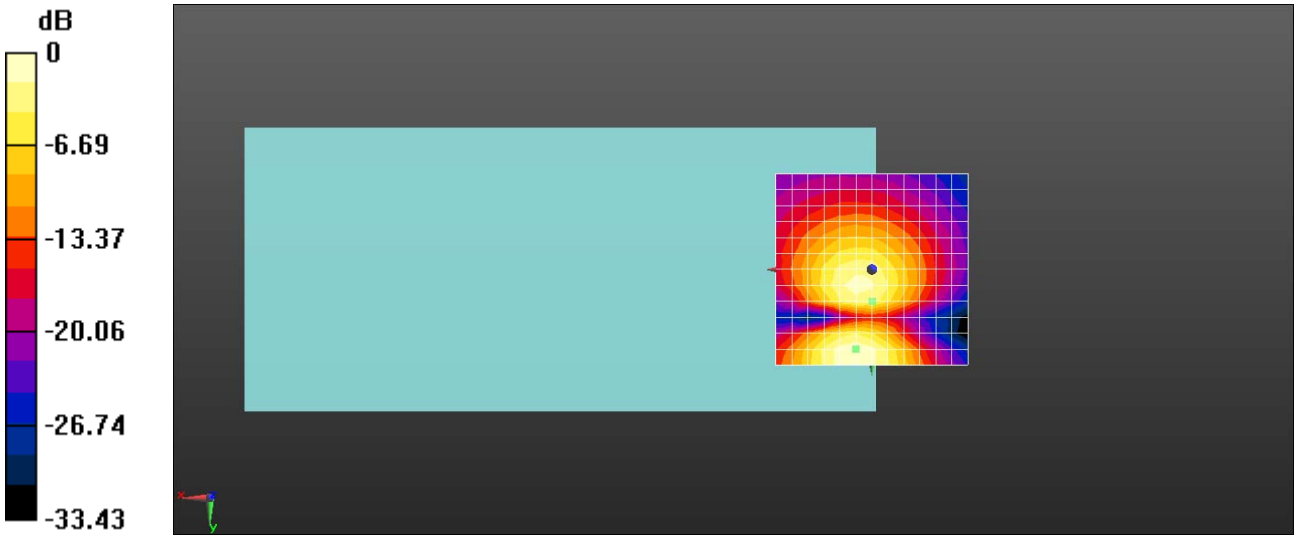

0 dB = 23.74 = 27.51 dB

Date: 2021-11-28

Test Laboratory: SGS-SAR Lab

MT-T6000 HAC-T-Coil-LTE Band 25 20M QPSK 1RB0 26365CH

DUT: MT-T6000; Type: Smart Phone; Serial: 350021980003547

Communication System: UID 0, LTE-FDD BW 20MHz (0); Frequency: 1882.5 MHz;Duty Cycle: 1:1

Medium: Air;Medium parameters used: $\sigma = 0$ S/m, $\varepsilon_r = 1$; $\rho = 0$ kg/m^3
Phantom section: TCoil Section

DASY 5 Configuration:

- Probe: AM1DV3 - 3115; ; Calibrated: 2021-06-01
- Sensor-Surface: 0mm (Fix Surface)
- Electronics: DAE4 Sn1663; Calibrated: 2021-03-01
- Phantom: HAC Test Arch with AMCC; Type: SD HAC P01 BA;
- DASY52 52.10.4(1527); SEMCAD X 14.6.14(7483)

T-Coil scan/General Scans/z (axial) 4.2mm 50 x 50/ABM SNR(x,y,z) (13x13x1):

Measurement grid: dx=10mm, dy=10mm
ABM1/ABM2 = 31.09 dB
ABM1 comp = -2.60 dBA/m
BWC Factor = 0.31 dB
Location: -4.2, 12.5, 3.7 mm

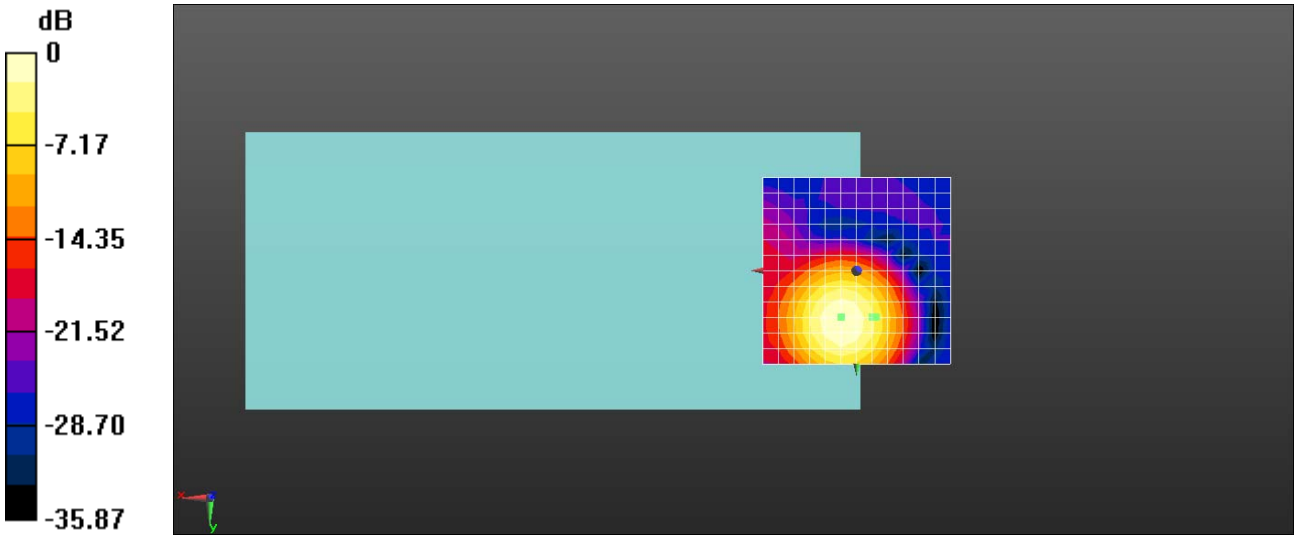

0 dB = 35.85 = 31.09 dB

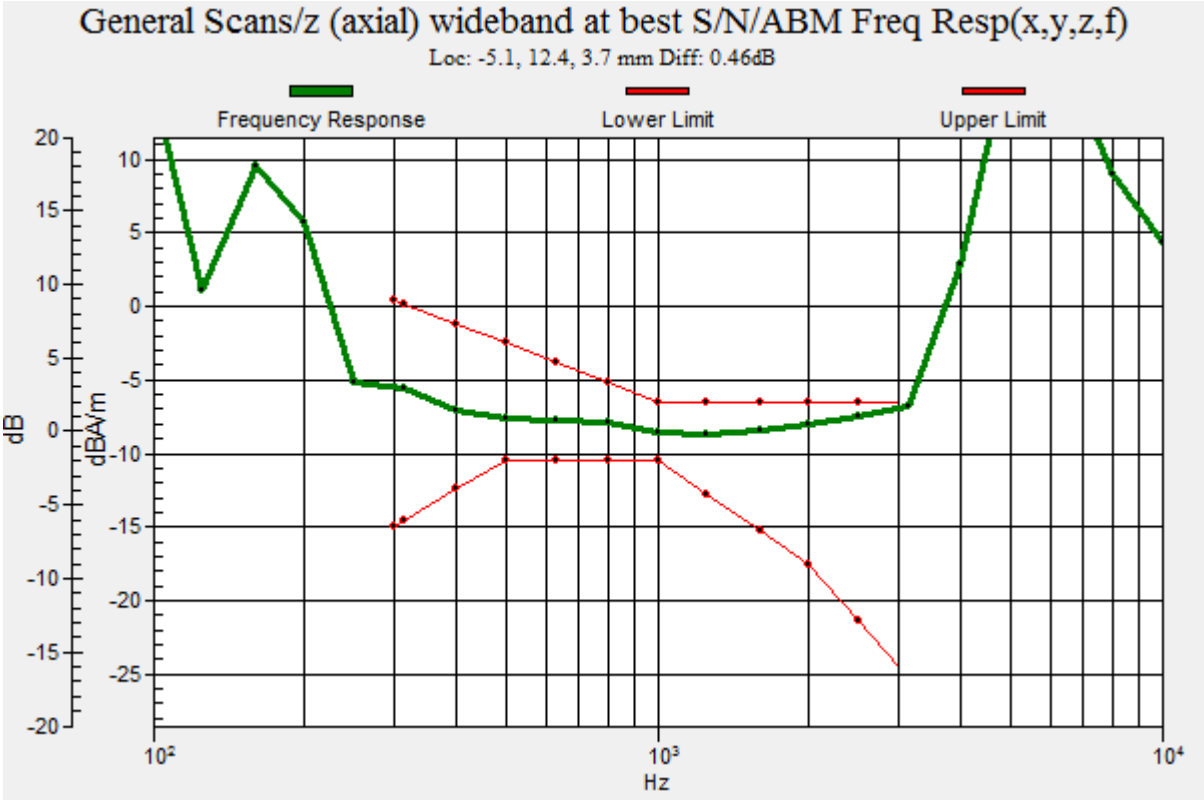
General Scans/z (axial) wideband at best S/N/ABM Freq Resp(x,y,z,f)
Loc: -5.1, 12.4, 3.7 mm Diff: 0.46dB
Frequency Response
Lower Limit
Upper Limit
dB
dBA/m
Hz
20
15
10
5
0
-5
-10
-15
-20
10
5
0
-5
-10
-15
-20
-25
10^2
10^3
10^4

Date: 2021-11-28

Test Laboratory: SGS-SAR Lab

MT-T6000 HAC-T-Coil-LTE Band 25 20M QPSK 1RB0 26365CH

DUT: MT-T6000; Type: Smart Phone; Serial: 350021980003547

Communication System: UID 0, LTE-FDD BW 20MHz (0); Frequency: 1882.5 MHz;Duty Cycle: 1:1

Medium: Air;Medium parameters used: $\sigma = 0$ S/m, $\varepsilon_r = 1$; $\rho = 0$ kg/m^3
Phantom section: TCoil Section

DASY 5 Configuration:

- Probe: AM1DV3 - 3115; ; Calibrated: 2021-06-01
- Sensor-Surface: 0mm (Fix Surface)
- Electronics: DAE4 Sn1663; Calibrated: 2021-03-01
- Phantom: HAC Test Arch with AMCC; Type: SD HAC P01 BA;
- DASY52 52.10.4(1527); SEMCAD X 14.6.14(7483)

T-Coil scan/General Scans/y (transversal) 4.2mm 50 x 50/ABM SNR(x,y,z) (13x13x1): Measurement grid: dx=10mm, dy=10mm
ABM1/ABM2 = 28.84 dB
ABM1 comp = -5.73 dBA/m
BWC Factor = 0.31 dB
Location: 0, 25, 3.7 mm

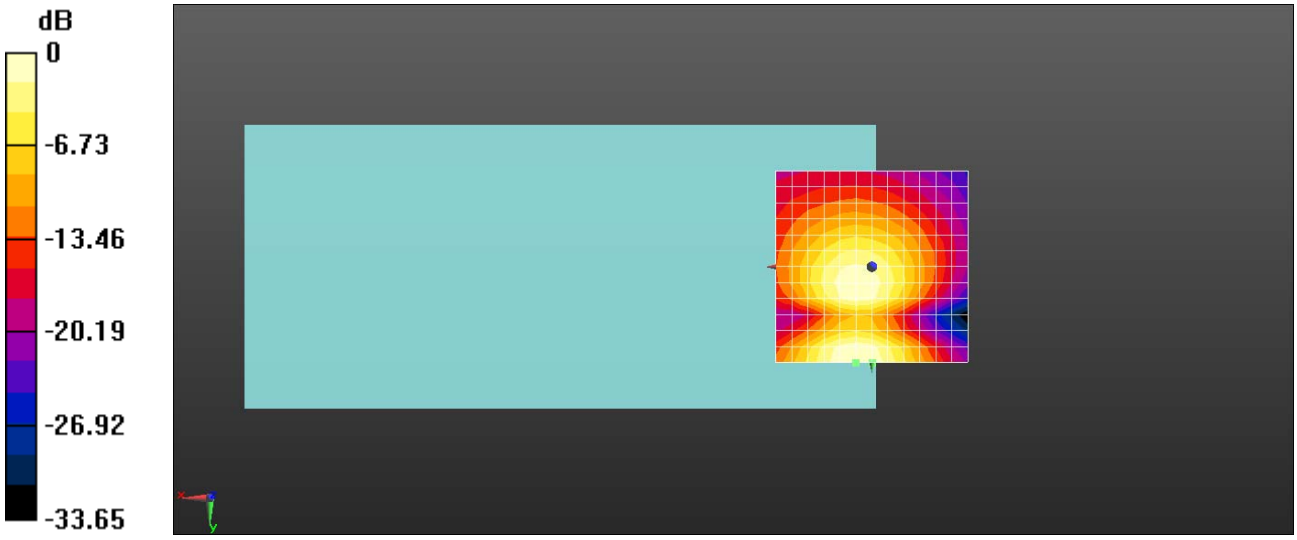

0 dB = 27.66 = 28.84 dB

Date: 2021-11-28

Test Laboratory: SGS-SAR Lab

MT-T6000 HAC-T-Coil-LTE Band 26 15M QPSK 1RB0 26865CH

DUT: MT-T6000; Type: Smart Phone; Serial: 350021980003547

Communication System: UID 0, LTE-FDD BW 15MHz (0); Frequency: 831.5 MHz;Duty Cycle: 1:1

Medium: Air;Medium parameters used: $\sigma = 0$ S/m, $\varepsilon_r = 1$; $\rho = 0$ kg/m^3
Phantom section: TCoil Section

DASY 5 Configuration:

- Probe: AM1DV3 - 3115; ; Calibrated: 2021-06-01
- Sensor-Surface: 0mm (Fix Surface)
- Electronics: DAE4 Sn1663; Calibrated: 2021-03-01
- Phantom: HAC Test Arch with AMCC; Type: SD HAC P01 BA;
- DASY52 52.10.4(1527); SEMCAD X 14.6.14(7483)

T-Coil scan/General Scans/z (axial) 4.2mm 50 x 50/ABM SNR(x,y,z) (13x13x1):

Measurement grid: dx=10mm, dy=10mm
ABM1/ABM2 = 28.52 dB
ABM1 comp = -0.46 dBA/m
BWC Factor = 0.31 dB
Location: 0, 8.3, 3.7 mm

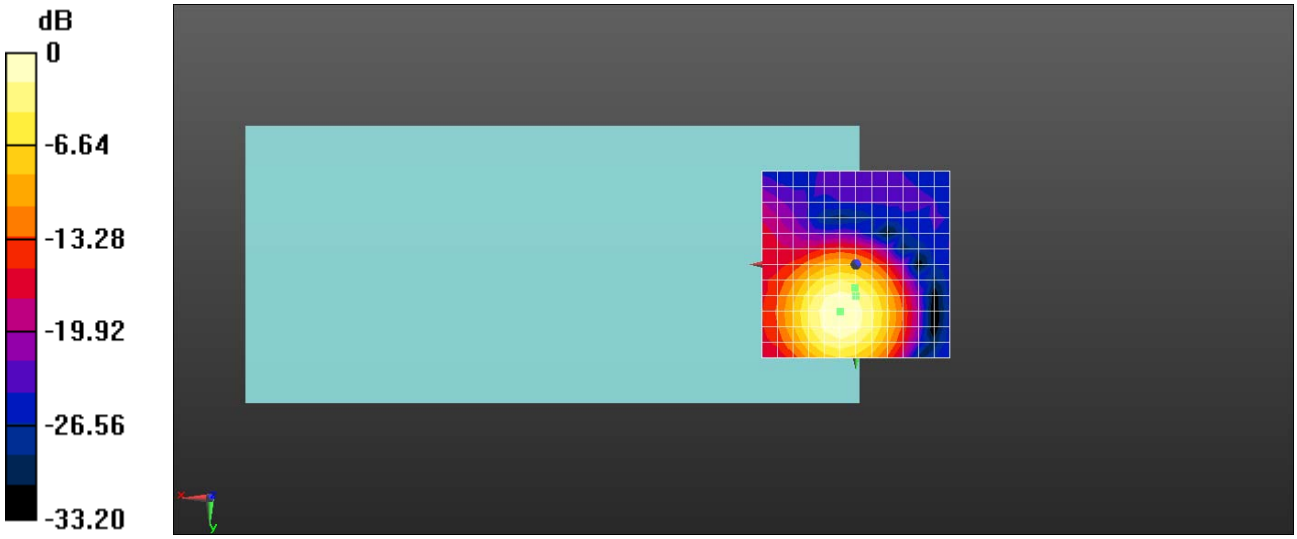

0 dB = 26.66 = 28.52 dB

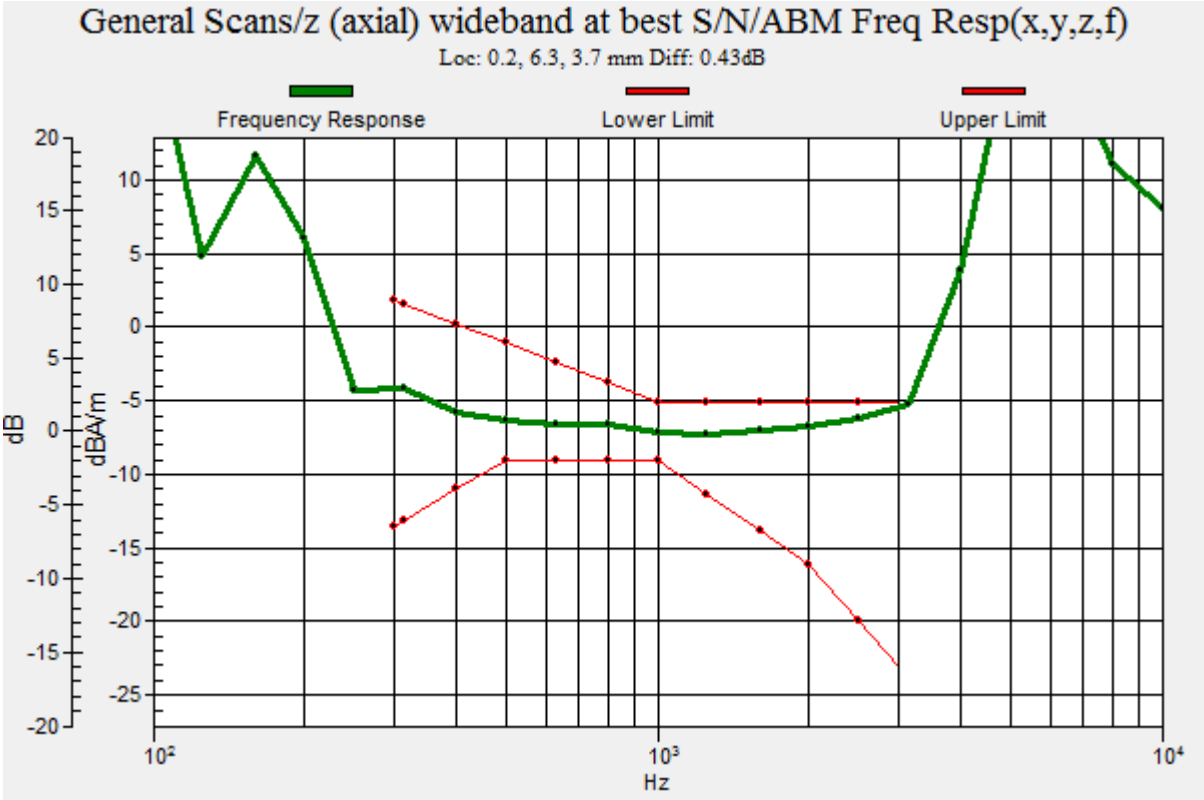
General Scans/z (axial) wideband at best S/N/ABM Freq Resp(x,y,z,f)
Loc: 0.2, 6.3, 3.7 mm Diff: 0.43dB
Frequency Response
Lower Limit
Upper Limit
dB
dBA/m
Hz

Date: 2021-11-28

Test Laboratory: SGS-SAR Lab

MT-T6000 HAC-T-Coil-LTE Band 26 15M QPSK 1RB0 26865CH

DUT: MT-T6000; Type: Smart Phone; Serial: 350021980003547

Communication System: UID 0, LTE-FDD BW 15MHz (0); Frequency: 831.5 MHz;Duty Cycle: 1:1

Medium: Air;Medium parameters used: $\sigma = 0$ S/m, $\varepsilon_r = 1$; $\rho = 0$ kg/m^3
Phantom section: TCoil Section

DASY 5 Configuration:

- Probe: AM1DV3 - 3115; ; Calibrated: 2021-06-01
- Sensor-Surface: 0mm (Fix Surface)
- Electronics: DAE4 Sn1663; Calibrated: 2021-03-01
- Phantom: HAC Test Arch with AMCC; Type: SD HAC P01 BA;
- DASY52 52.10.4(1527); SEMCAD X 14.6.14(7483)

T-Coil scan/General Scans/y (transversal) 4.2mm 50 x 50/ABM SNR(x,y,z) (13x13x1): Measurement grid: dx=10mm, dy=10mm
ABM1/ABM2 = 26.67 dB
ABM1 comp = -5.97 dBA/m
BWC Factor = 0.31 dB
Location: 4.2, 20.8, 3.7 mm

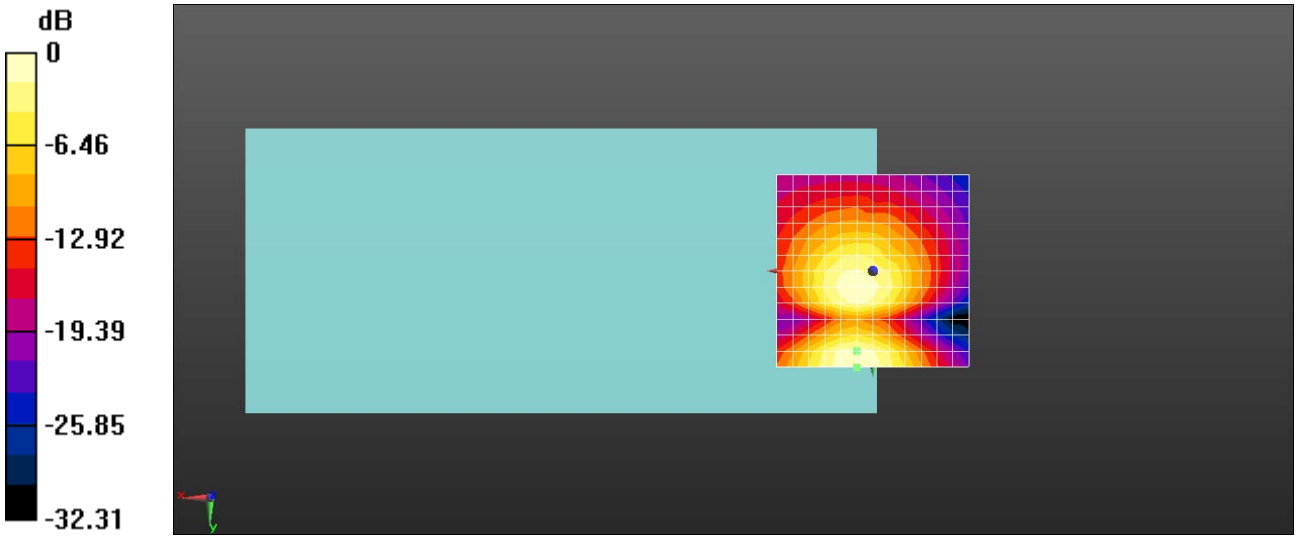

0 dB = 21.56 = 26.67 dB

Date: 2021-11-29

Test Laboratory: SGS-SAR Lab

MT-T6000 HAC-T-Coil-LTE Band 41 20M QPSK 1RB0 40620CH

DUT: MT-T6000; Type: Smart Phone; Serial: 350021980002259

Communication System: UID 0, LTE-TDD BW 20MHz (0); Frequency: 2593 MHz;Duty Cycle: 1:1.57906

Medium: Air;Medium parameters used: $\sigma = 0$ S/m, $\varepsilon_r = 1$; $\rho = 0$ kg/m^3
Phantom section: TCoil Section

DASY 5 Configuration:

- Probe: AM1DV3 - 3115; ; Calibrated: 2021-06-01
- Sensor-Surface: 0mm (Fix Surface)
- Electronics: DAE4 Sn1663; Calibrated: 2021-03-01
- Phantom: HAC Test Arch with AMCC; Type: SD HAC P01 BA;
- DASY52 52.10.4(1527); SEMCAD X 14.6.14(7483)

T-Coil scan/General Scans/z (axial) 4.2mm 50 x 50/ABM SNR(x,y,z) (13x13x1):

Measurement grid: dx=10mm, dy=10mm
ABM1/ABM2 = 27.12 dB
ABM1 comp = 1.70 dBA/m
BWC Factor = 0.50 dB
Location: 4.2, 8.3, 3.7 mm

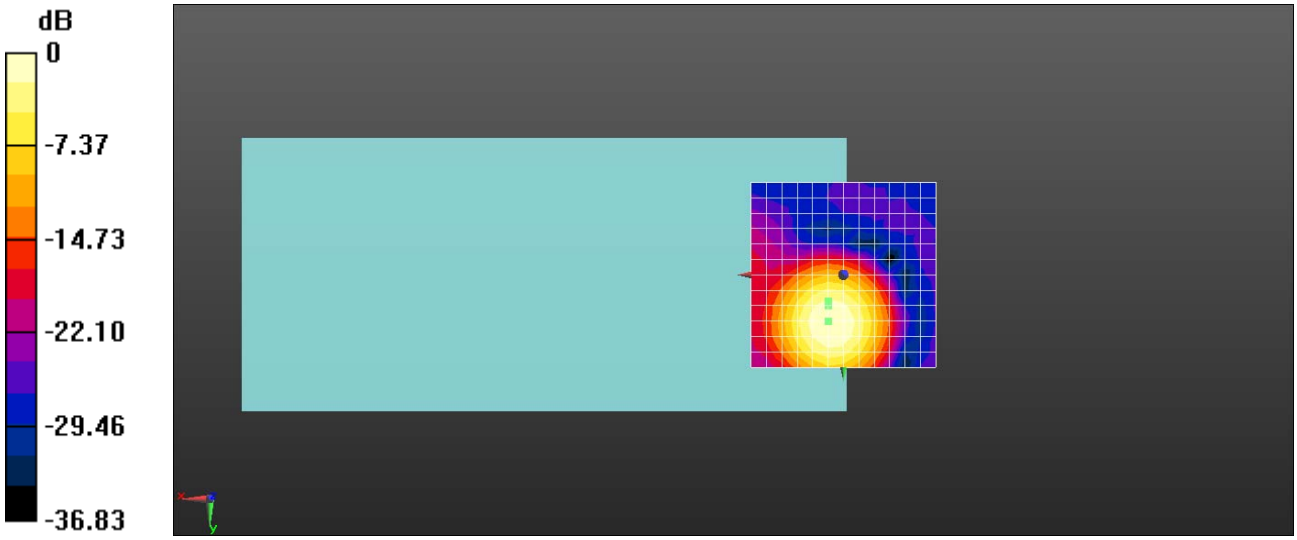

0 dB = 22.70 = 27.12 dB

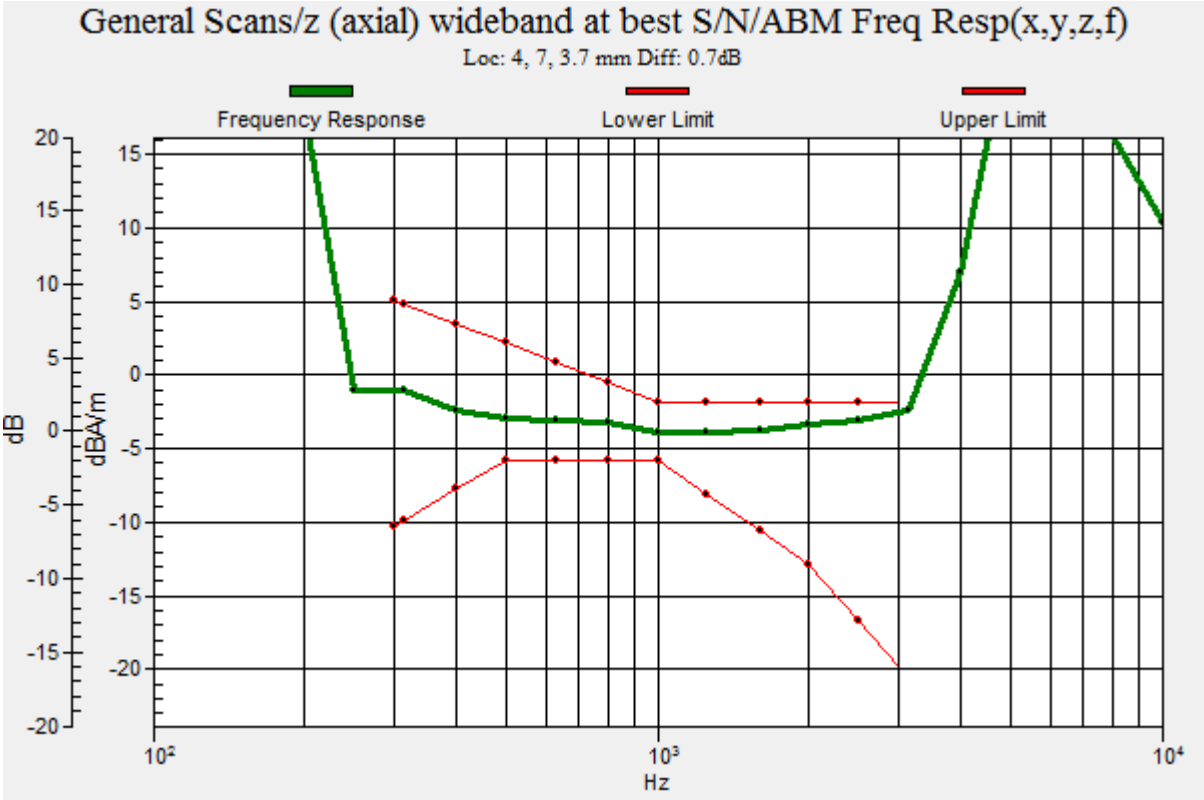
General Scans/z (axial) wideband at best S/N/ABM Freq Resp(x,y,z,f)
Loc: 4, 7, 3.7 mm Diff: 0.7dB
Frequency Response
Lower Limit
Upper Limit
dB
dBA/m
Hz

Date: 2021-11-30

Test Laboratory: SGS-SAR Lab

MT-T6000 HAC-T-Coil-LTE Band 41 20M QPSK 1RB0 40620CH

DUT: MT-T6000; Type: Smart Phone; Serial: 350021980002259

Communication System: UID 0, LTE-TDD BW 20MHz (0); Frequency: 2593 MHz;Duty Cycle: 1:1.57906

Medium: Air;Medium parameters used: $\sigma = 0$ S/m, $\varepsilon_r = 1$; $\rho = 0$ kg/m^3
Phantom section: TCoil Section

DASY 5 Configuration:

- Probe: AM1DV3 - 3115; ; Calibrated: 2021-06-01
- Sensor-Surface: 0mm (Fix Surface)
- Electronics: DAE4 Sn1663; Calibrated: 2021-03-01
- Phantom: HAC Test Arch with AMCC; Type: SD HAC P01 BA;
- DASY52 52.10.4(1527); SEMCAD X 14.6.14(7483)

T-Coil scan/General Scans/y (transversal) 4.2mm 50 x 50/ABM SNR(x,y,z) (13x13x1): Measurement grid: dx=10mm, dy=10mm

ABM1/ABM2 = 28.04 dB
ABM1 comp = -6.71 dBA/m
BWC Factor = 0.50 dB
Location: -4.2, 4.2, 3.7 mm

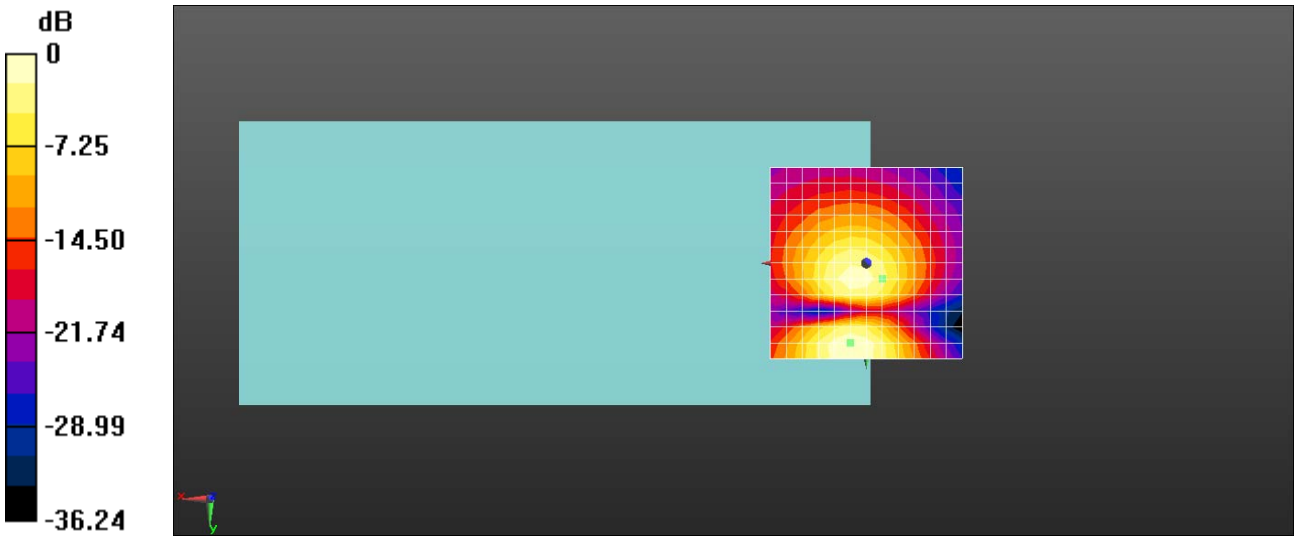

0 dB = 25.24 = 28.04 dB

Date: 2021-11-28

Test Laboratory: SGS-SAR Lab

MT-T6000 HAC-T-Coil-LTE Band 66 20M QPSK 1RB0 132322CH

DUT: MT-T6000; Type: Smart Phone; Serial: 350021980003547

Communication System: UID 0, LTE-FDD BW 20MHz (0); Frequency: 1745 MHz;Duty Cycle: 1:1

Medium: Air;Medium parameters used: $\sigma = 0$ S/m, $\varepsilon_r = 1$; $\rho = 0$ kg/m^3
Phantom section: TCoil Section

DASY 5 Configuration:

- Probe: AM1DV3 - 3115; ; Calibrated: 2021-06-01
- Sensor-Surface: 0mm (Fix Surface)
- Electronics: DAE4 Sn1663; Calibrated: 2021-03-01
- Phantom: HAC Test Arch with AMCC; Type: SD HAC P01 BA;
- DASY52 52.10.4(1527); SEMCAD X 14.6.14(7483)

T-Coil scan/General Scans/z (axial) 4.2mm 50 x 50/ABM SNR(x,y,z) (13x13x1):

Measurement grid: dx=10mm, dy=10mm
ABM1/ABM2 = 28.03 dB
ABM1 comp = 3.84 dBA/m
BWC Factor = 0.31 dB
Location: 4.2, 16.7, 3.7 mm

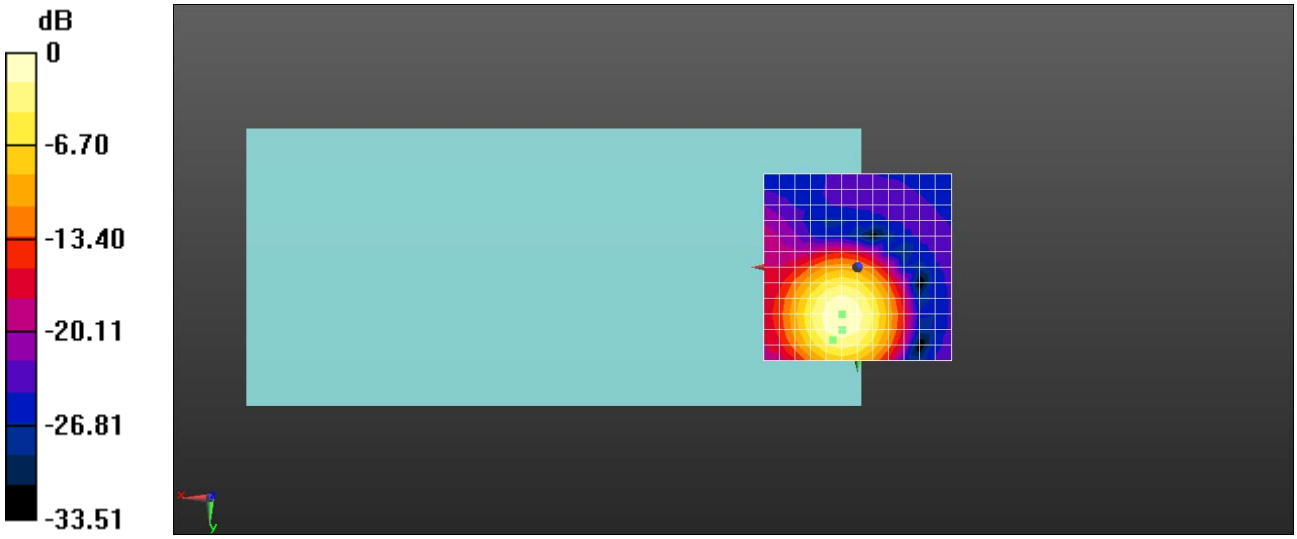

0 dB = 25.22 = 28.03 dB

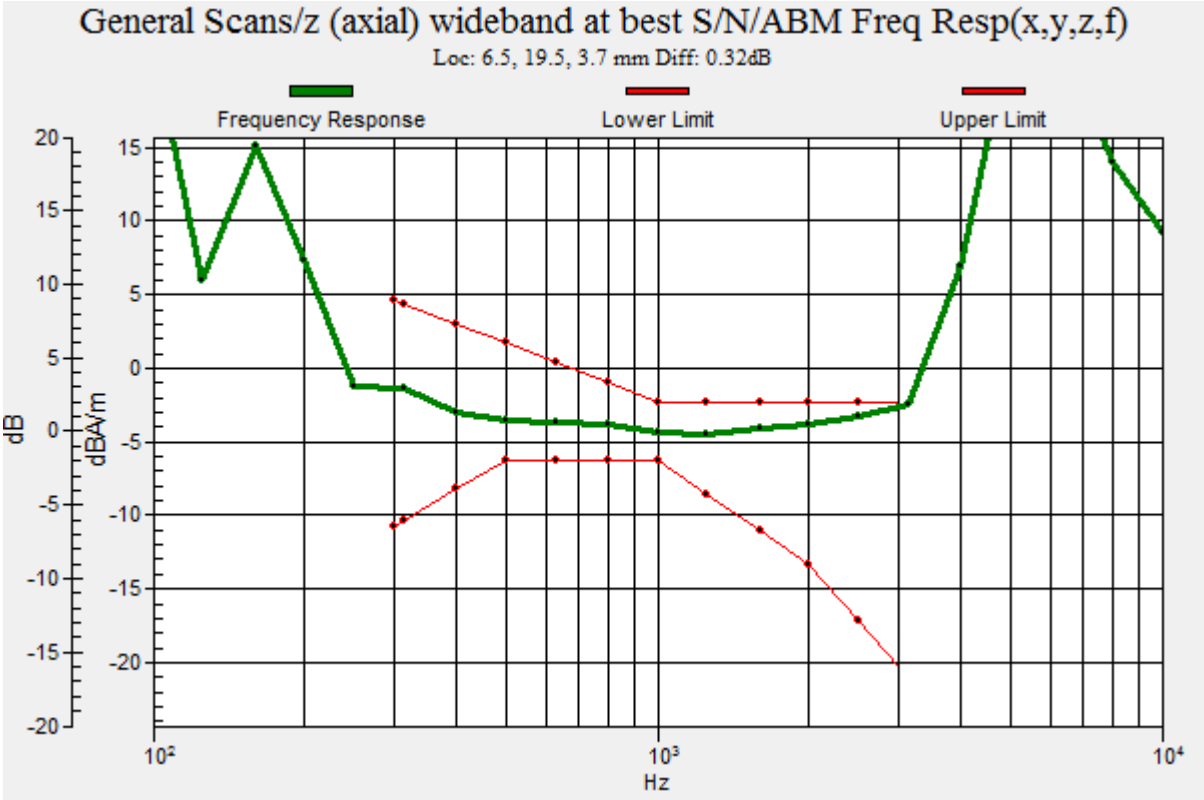
General Scans/z (axial) wideband at best S/N/ABM Freq Resp(x,y,z,f)
Loc: 6.5, 19.5, 3.7 mm Diff: 0.32dB
Frequency Response
Lower Limit
Upper Limit
dB
dBA/m
Hz

Date: 2021-11-28

Test Laboratory: SGS-SAR Lab

MT-T6000 HAC-T-Coil-LTE Band 66 20M QPSK 1RB0 132322CH

DUT: MT-T6000; Type: Smart Phone; Serial: 350021980003547

Communication System: UID 0, LTE-FDD BW 20MHz (0); Frequency: 1745 MHz;Duty Cycle: 1:1

Medium: Air;Medium parameters used: $\sigma = 0$ S/m, $\varepsilon_r = 1$; $\rho = 0$ kg/m^3
Phantom section: TCoil Section

DASY 5 Configuration:

- Probe: AM1DV3 - 3115; ; Calibrated: 2021-06-01
- Sensor-Surface: 0mm (Fix Surface)
- Electronics: DAE4 Sn1663; Calibrated: 2021-03-01
- Phantom: HAC Test Arch with AMCC; Type: SD HAC P01 BA;
- DASY52 52.10.4(1527); SEMCAD X 14.6.14(7483)

T-Coil scan/General Scans/y (transversal) 4.2mm 50 x 50/ABM SNR(x,y,z) (13x13x1): Measurement grid: dx=10mm, dy=10mm
ABM1/ABM2 = 26.57 dB
ABM1 comp = -4.54 dBA/m
BWC Factor = 0.31 dB
Location: 0, 25, 3.7 mm

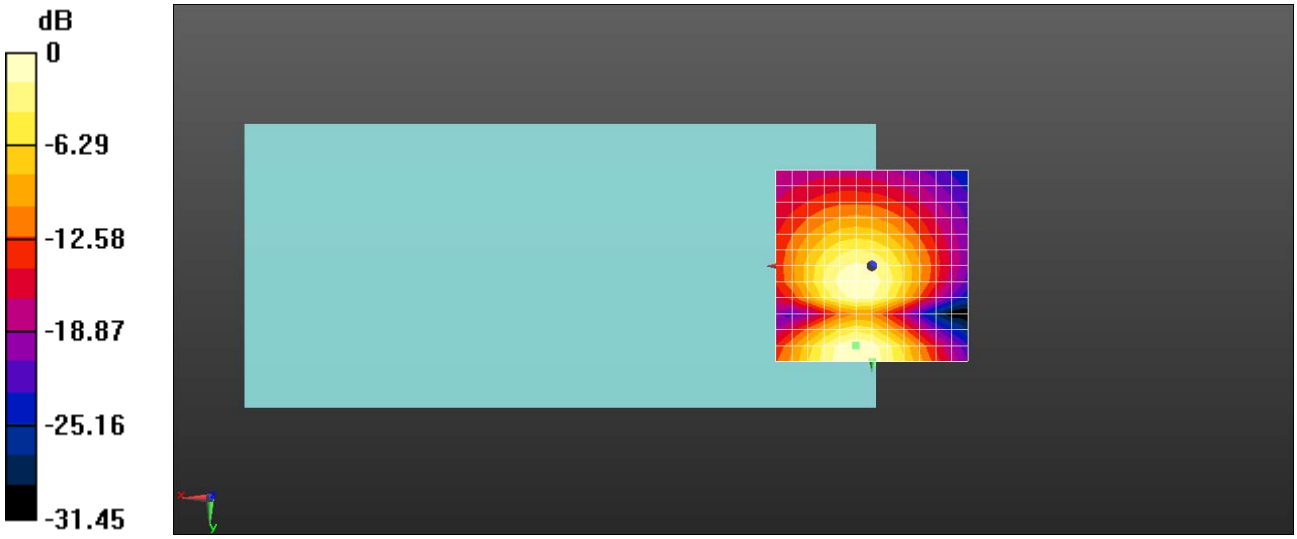

0 dB = 21.30 = 26.57 dB

Date: 2021-11-28

Test Laboratory: SGS-SAR Lab

MT-T6000 HAC-T-Coil-LTE Band 71 20M QPSK 1RB0 133297CH

DUT: MT-T6000; Type: Smart Phone; Serial: 350021980003547

Communication System: UID 0, LTE-FDD BW 20MHz (0); Frequency: 680.5 MHz;Duty Cycle: 1:1

Medium: Air;Medium parameters used: $\sigma = 0$ S/m, $\varepsilon_r = 1$; $\rho = 0$ kg/m^3
Phantom section: TCoil Section

DASY 5 Configuration:

- Probe: AM1DV3 - 3115; ; Calibrated: 2021-06-01
- Sensor-Surface: 0mm (Fix Surface)
- Electronics: DAE4 Sn1663; Calibrated: 2021-03-01
- Phantom: HAC Test Arch with AMCC; Type: SD HAC P01 BA;
- DASY52 52.10.4(1527); SEMCAD X 14.6.14(7483)

T-Coil scan/General Scans/z (axial) 4.2mm 50 x 50/ABM SNR(x,y,z) (13x13x1):

Measurement grid: dx=10mm, dy=10mm
ABM1/ABM2 = 27.46 dB
ABM1 comp = -9.44 dBA/m
BWC Factor = 0.31 dB
Location: -8.3, 12.5, 3.7 mm

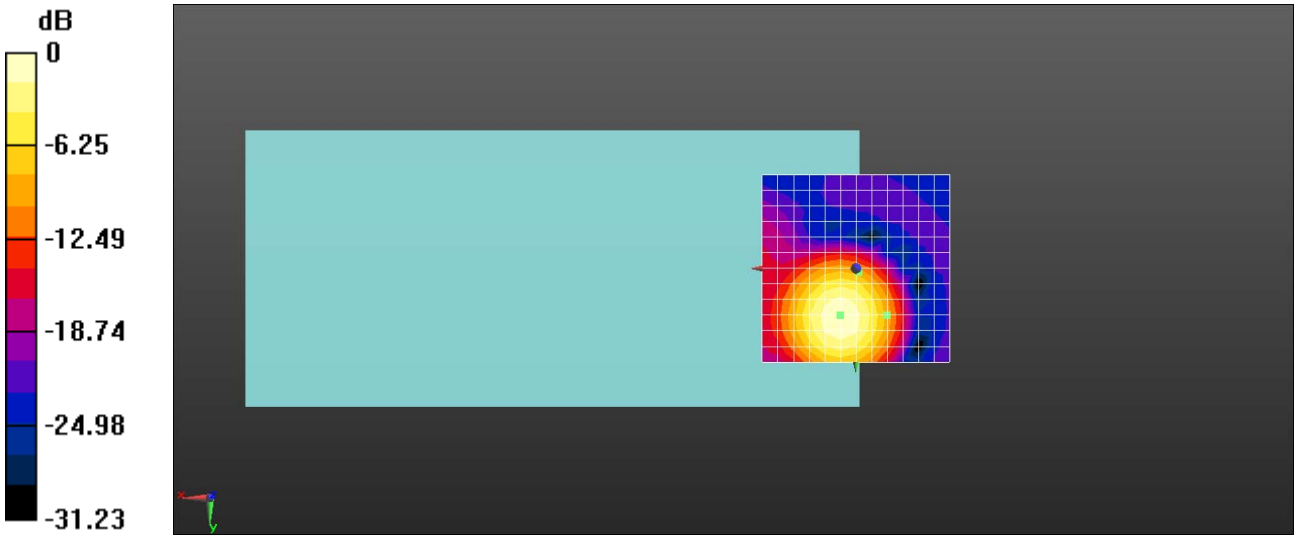

0 dB = 23.61 = 27.46 dB

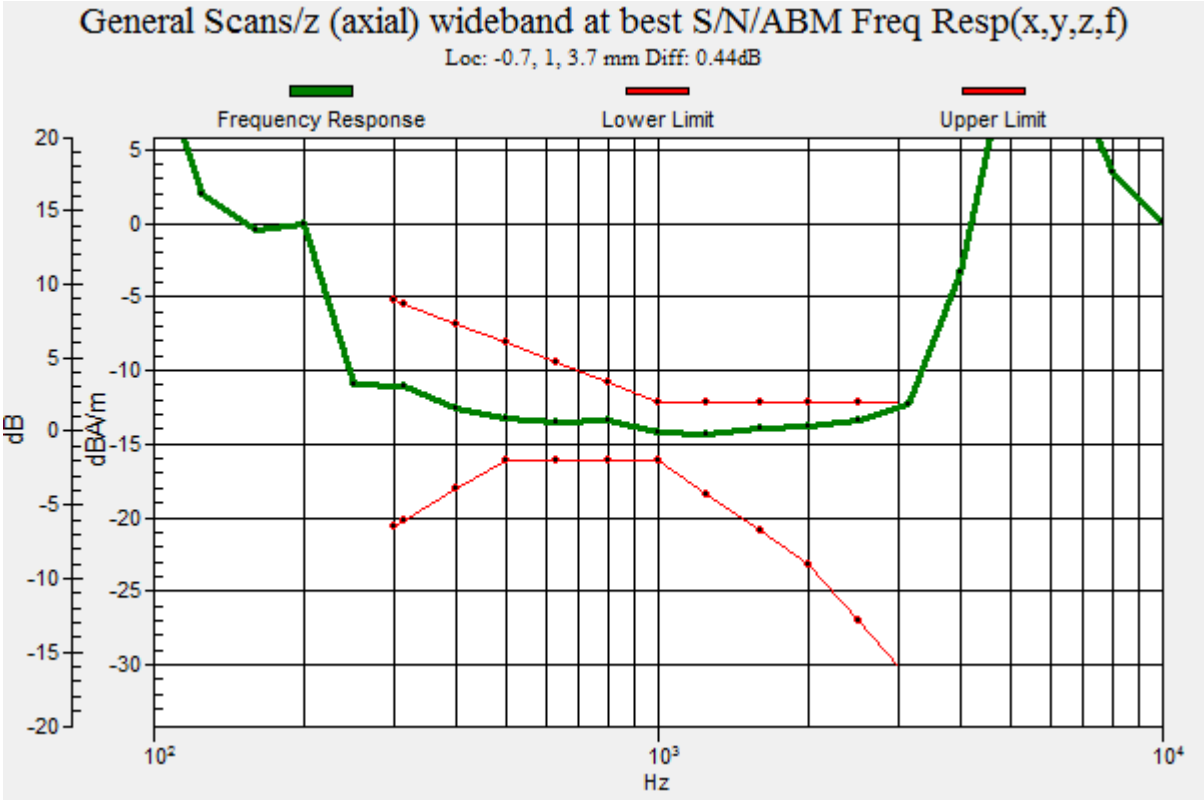
General Scans/z (axial) wideband at best S/N/ABM Freq Resp(x,y,z,f)
Loc: -0.7, 1, 3.7 mm Diff: 0.44dB
Frequency Response
Lower Limit
Upper Limit
dB
dBA/m
Hz

Date: 2021-11-28

Test Laboratory: SGS-SAR Lab

MT-T6000 HAC-T-Coil-LTE Band 71 20M QPSK 1RB0 133297CH

DUT: MT-T6000; Type: Smart Phone; Serial: 350021980003547

Communication System: UID 0, LTE-FDD BW 20MHz (0); Frequency: 680.5 MHz;Duty Cycle: 1:1

Medium: Air;Medium parameters used: $\sigma = 0$ S/m, $\varepsilon_r = 1$; $\rho = 0$ kg/m^3
Phantom section: TCoil Section

DASY 5 Configuration:

- Probe: AM1DV3 - 3115; ; Calibrated: 2021-06-01
- Sensor-Surface: 0mm (Fix Surface)
- Electronics: DAE4 Sn1663; Calibrated: 2021-03-01
- Phantom: HAC Test Arch with AMCC; Type: SD HAC P01 BA;
- DASY52 52.10.4(1527); SEMCAD X 14.6.14(7483)

T-Coil scan/General Scans/y (transversal) 4.2mm 50 x 50/ABM SNR(x,y,z) (13x13x1): Measurement grid: dx=10mm, dy=10mm
ABM1/ABM2 = 27.45 dB
ABM1 comp = -5.27 dBA/m
BWC Factor = 0.31 dB
Location: 0, 20.8, 3.7 mm

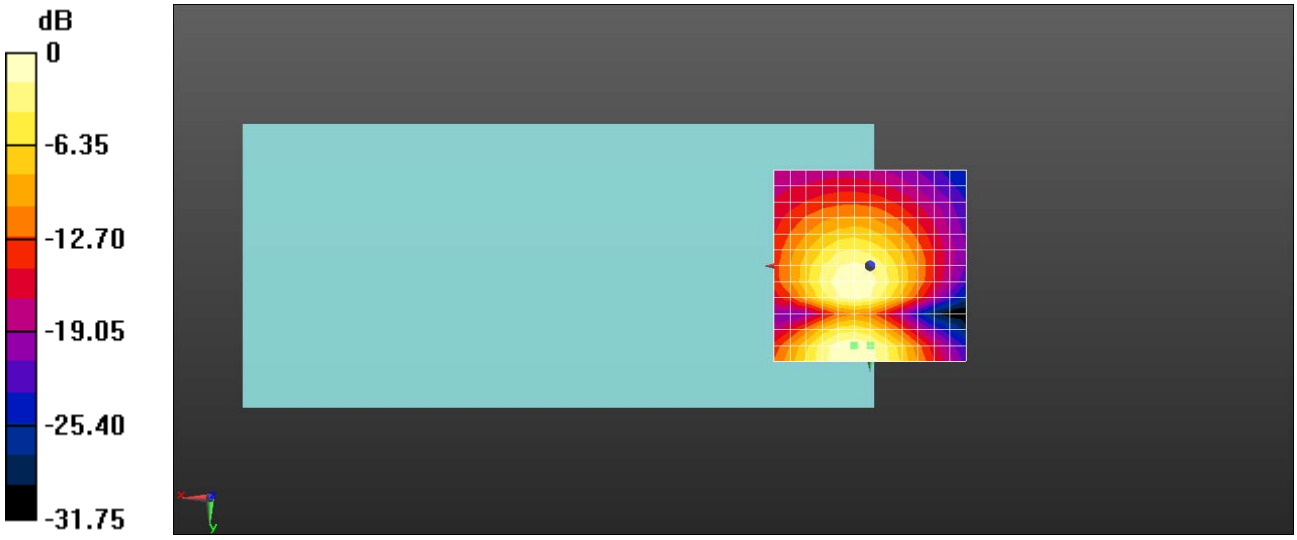

0 dB = 23.59 = 27.45 dB