Appendix A

Detailed Test Results

1. GSM
GSM850 for T-coil
GSM1900 for T-coil
2. WCDMA
WCDMA Band II for T-coil
WCDMA Band IV for T-coil
WCDMA Band V for T-coil
3. LTE
LTE Band 2 for T-coil
LTE Band 4 for T-coil
LTE Band 5 for T-coil
LTE Band 12 for T-coil
LTE Band 66 for T-coil
LTE Band 71 for T-coil
LTE Band 41 for T-coil
4. WIFI
WIFI 2.4G for T-coil

Date: 2021-05-30

Test Laboratory: SGS-SAR Lab

SV55216 HAC-T-Coil-GSM850 GSM Voice 190CH

DUT: EE164; Type: Smart Phone; Serial: ddcb956d

Communication System: UID 0, GSM Only Communication System (0); Frequency: 836.6 MHz;Duty Cycle: 1:8.30042

Medium: Air;Medium parameters used: $\sigma = 0$ S/m, $\varepsilon_r = 1$; $\rho = 0$ kg/m^3
Phantom section: TCoil Section

DASY 5 Configuration:

- Probe: AM1DV3 - 3128; ; Calibrated: 2020-06-18
- Sensor-Surface: 0mm (Fix Surface)
- Electronics: DAE4 Sn1327; Calibrated: 2020-10-20
- Phantom: HAC Test Arch with AMCC; Type: SD HAC P01 BA;
- DASY52 52.10.4(1527); SEMCAD X 14.6.14(7483)

T-Coil scan/General Scans/z (axial) 4.2mm 50 x 50/ABM SNR(x,y,z) (13x13x1):

Measurement grid: dx=10mm, dy=10mm
ABM1/ABM2 = 22.46 dB
ABM1 comp = -4.22 dBA/m
BWC Factor = 0.14 dB
Location: -4.2, 0, 3.7 mm

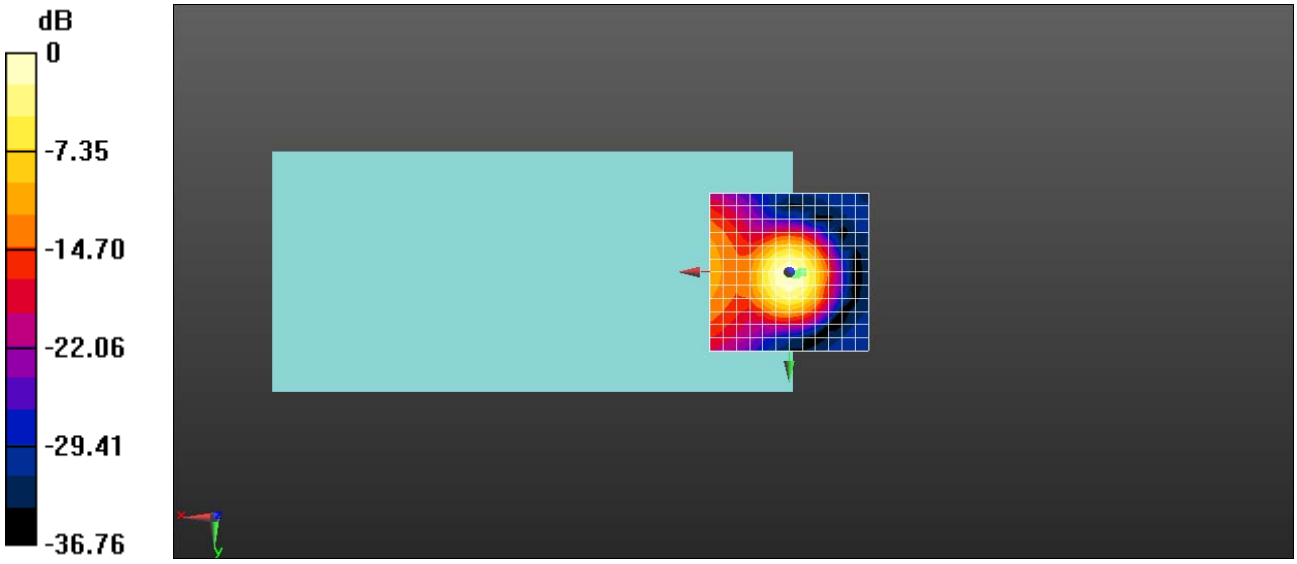

0 dB = 1.000 = 0.00 dB

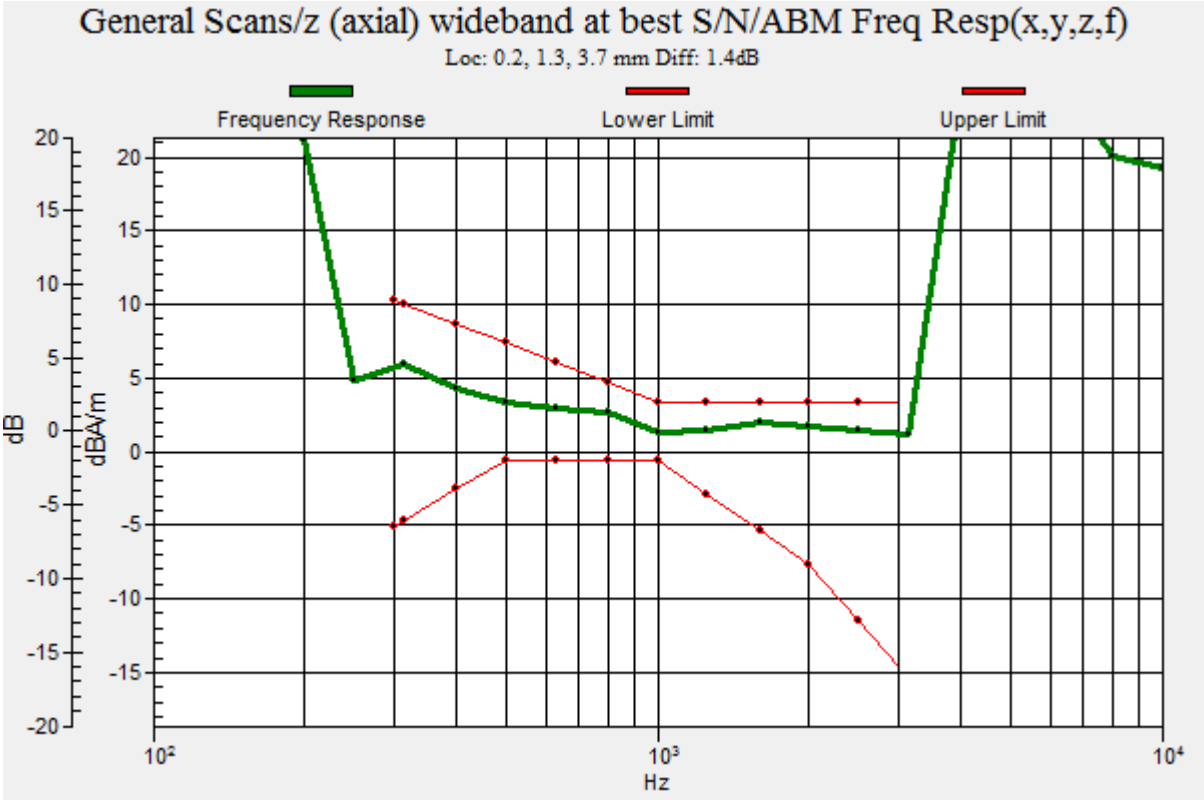
General Scans/z (axial) wideband at best S/N/ABM Freq Resp(x,y,z,f)
Loc: 0.2, 1.3, 3.7 mm Diff: 1.4dB
Frequency Response
Lower Limit
Upper Limit
dB
dBA/m
20
15
10
5
0
-5
-10
-15
-20
10^2
10^3
10^4
Hz

Date: 2021-05-30

Test Laboratory: SGS-SAR Lab

SV55216 HAC-T-Coil-GSM850 GSM Voice 190CH

DUT: EE164; Type: Smart Phone; Serial: ddcb956d

Communication System: UID 0, GSM Only Communication System (0); Frequency: 836.6 MHz;Duty Cycle: 1:8.30042

Medium: Air;Medium parameters used: $\sigma = 0$ S/m, $\varepsilon_r = 1$; $\rho = 0$ kg/m^3
Phantom section: TCoil Section

DASY 5 Configuration:

- Probe: AM1DV3 - 3128; ; Calibrated: 2020-06-18
- Sensor-Surface: 0mm (Fix Surface)
- Electronics: DAE4 Sn1327; Calibrated: 2020-10-20
- Phantom: HAC Test Arch with AMCC; Type: SD HAC P01 BA;
- DASY52 52.10.4(1527); SEMCAD X 14.6.14(7483)

T-Coil scan/General Scans/y (transversal) 4.2mm 50 x 50/ABM SNR(x,y,z) (13x13x1): Measurement grid: dx=10mm, dy=10mm
ABM1/ABM2 = 21.48 dB
ABM1 comp = -10.30 dBA/m
BWC Factor = 0.14 dB
Location: 0, -4.2, 3.7 mm



0 dB = 1.000 = 0.00 dB

Date: 2021-05-30

Test Laboratory: SGS-SAR Lab

SV55216 HAC-T-Coil-GSM 850 EGPRS 4TS 190CH

DUT: SV55216; Type: Smart Phone; Serial: e284d335

Communication System: UID 0, GPRS/EGPRS Mode(4up) Communication System (0); Frequency: 836.6 MHz;Duty Cycle: 1:2.0797

Medium: Air;Medium parameters used: $\sigma = 0$ S/m, $\varepsilon_r = 1$; $\rho = 0$ kg/m^3
Phantom section: TCoil Section

DASY 5 Configuration:

- Probe: AM1DV3 - 3128; ; Calibrated: 2020-06-18
- Sensor-Surface: 0mm (Fix Surface)
- Electronics: DAE4 Sn1327; Calibrated: 2020-10-20
- Phantom: HAC Test Arch with AMCC; Type: SD HAC P01 BA;
- DASY52 52.10.4(1527); SEMCAD X 14.6.14(7483)

T-Coil scan/General Scans/z (axial) 4.2mm 50 x 50/ABM SNR(x,y,z) (13x13x1):

Measurement grid: dx=10mm, dy=10mm
ABM1/ABM2 = 29.64 dB
ABM1 comp = -1.17 dBA/m
BWC Factor = 0.15 dB
Location: 0, 0, 3.7 mm

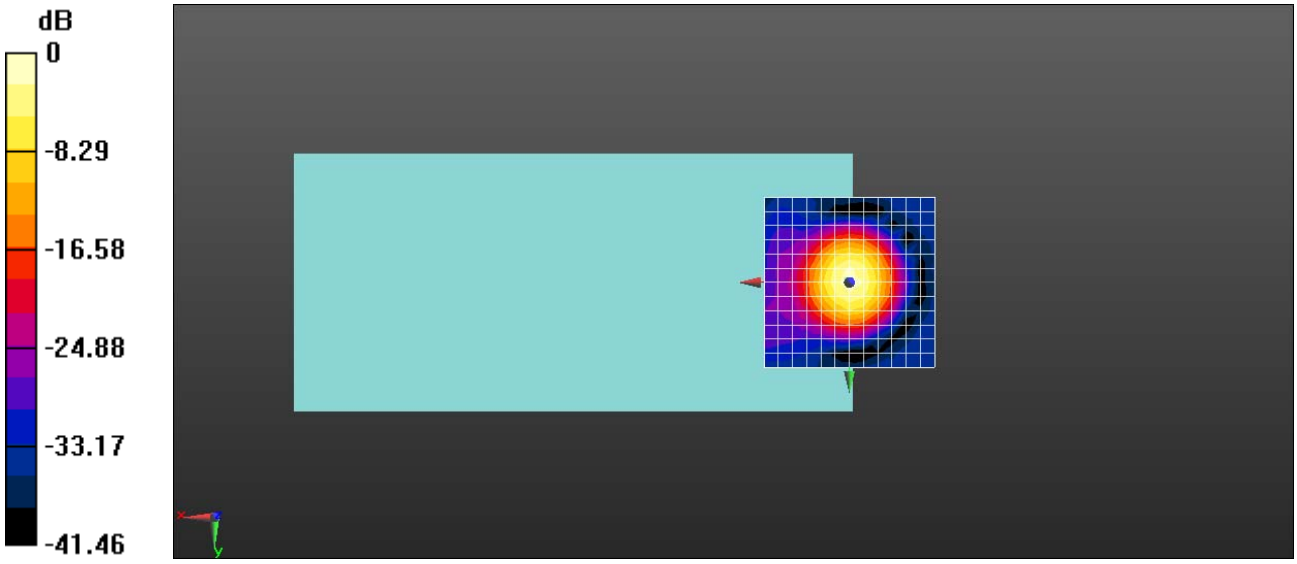

0 dB = 1.000 = 0.00 dB

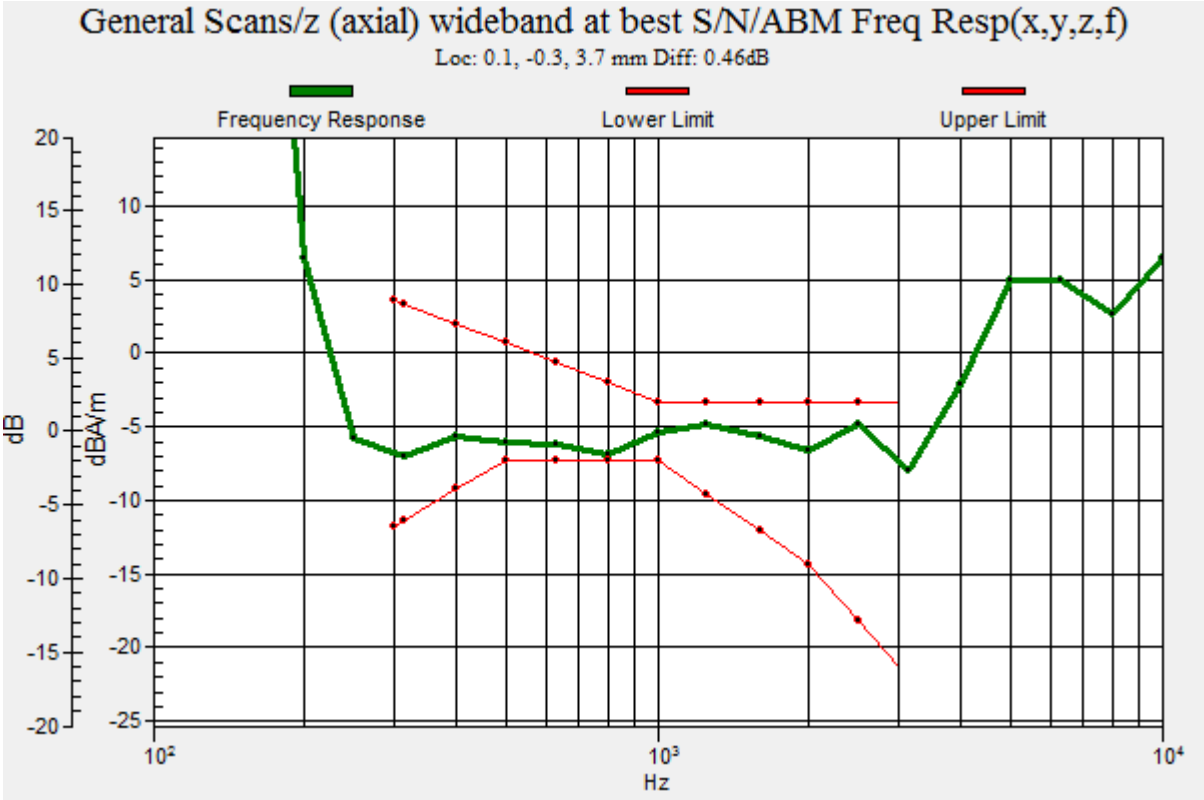
General Scans/z (axial) wideband at best S/N/ABM Freq Resp(x,y,z,f)
Loc: 0.1, -0.3, 3.7 mm Diff: 0.46dB
Frequency Response
Lower Limit
Upper Limit
dB
dBA/m
Hz
20
15
10
5
0
-5
-10
-15
-20
10
5
0
-5
-10
-15
-20
-25
10²
10³
10⁴

Date: 2021-05-30

Test Laboratory: SGS-SAR Lab

SV55216 HAC-T-Coil-GSM 850 EGPRS 4TS 190CH

DUT: SV55216; Type: Smart Phone; Serial: e284d335

Communication System: UID 0, GPRS/EGPRS Mode(4up) Communication System (0); Frequency: 836.6 MHz;Duty Cycle: 1:2.0797

Medium: Air;Medium parameters used: $\sigma = 0$ S/m, $\varepsilon_r = 1$; $\rho = 0$ kg/m^3
Phantom section: TCoil Section

DASY 5 Configuration:

- Probe: AM1DV3 - 3128; ; Calibrated: 2020-06-18
- Sensor-Surface: 0mm (Fix Surface)
- Electronics: DAE4 Sn1327; Calibrated: 2020-10-20
- Phantom: HAC Test Arch with AMCC; Type: SD HAC P01 BA;
- DASY52 52.10.4(1527); SEMCAD X 14.6.14(7483)

T-Coil scan/General Scans/y (transversal) 4.2mm 50 x 50/ABM SNR(x,y,z) (13x13x1): Measurement grid: dx=10mm, dy=10mm

ABM1/ABM2 = 27.79 dB
ABM1 comp = -8.89 dBA/m
BWC Factor = 0.15 dB
Location: 0, -8.3, 3.7 mm

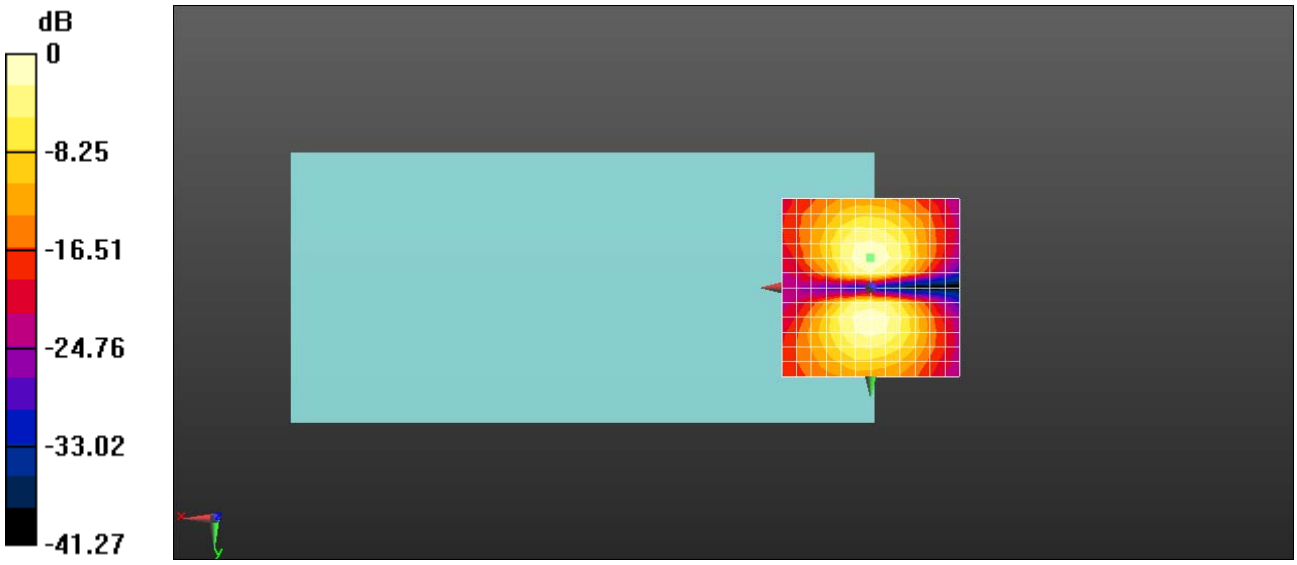

0 dB = 1.000 = 0.00 dB

Date: 2021-06-01

Test Laboratory: SGS-SAR Lab

SV55216 HAC-T-Coil-GSM1900 GSM Voice 661CH

DUT: SV55216; Type: Smart Phone; Serial: e284d335

Communication System: UID 0, GSM Only Communication System (0); Frequency: 1880 MHz;Duty Cycle: 1:8.30042

Medium: Air;Medium parameters used: $\sigma = 0$ S/m, $\varepsilon_r = 1$; $\rho = 0$ kg/m^3
Phantom section: TCoil Section

DASY 5 Configuration:

- Probe: AM1DV3 - 3128; ; Calibrated: 2020-06-18
- Sensor-Surface: 0mm (Fix Surface)
- Electronics: DAE4 Sn1327; Calibrated: 2020-10-20
- Phantom: HAC Test Arch with AMCC; Type: SD HAC P01 BA;
- DASY52 52.10.4(1527); SEMCAD X 14.6.14(7483)

T-Coil scan/General Scans/z (axial) 4.2mm 50 x 50/ABM SNR(x,y,z) (13x13x1):

Measurement grid: dx=10mm, dy=10mm
ABM1/ABM2 = 23.29 dB
ABM1 comp = -2.03 dBA/m
BWC Factor = 0.14 dB
Location: 0, 4.2, 3.7 mm

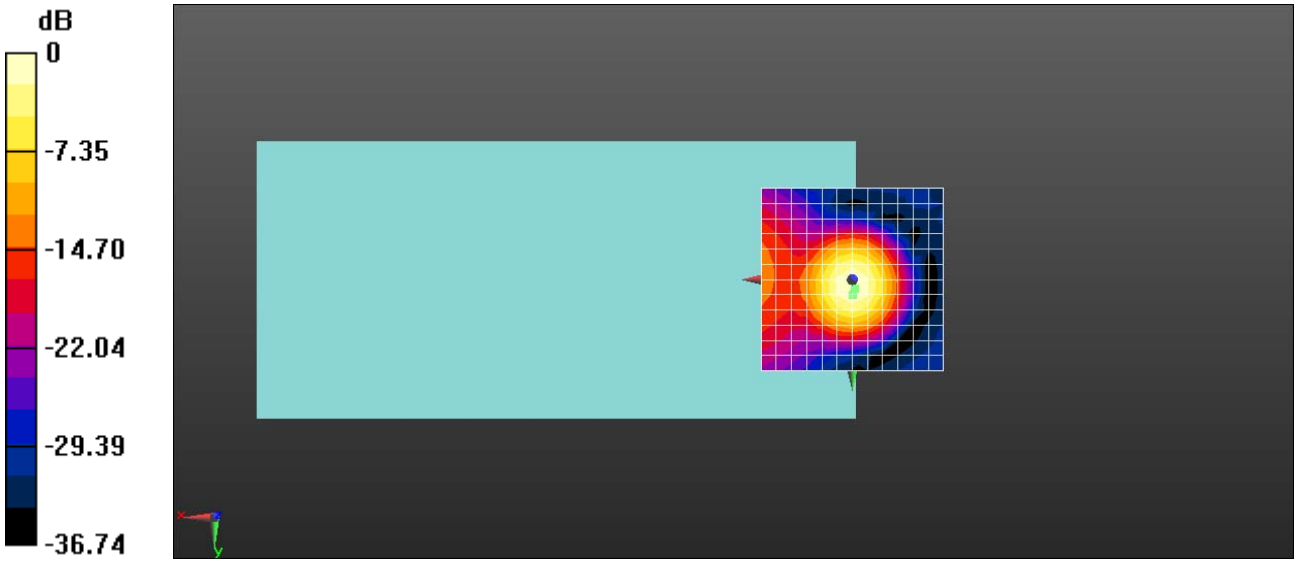

0 dB = 1.000 = 0.00 dB

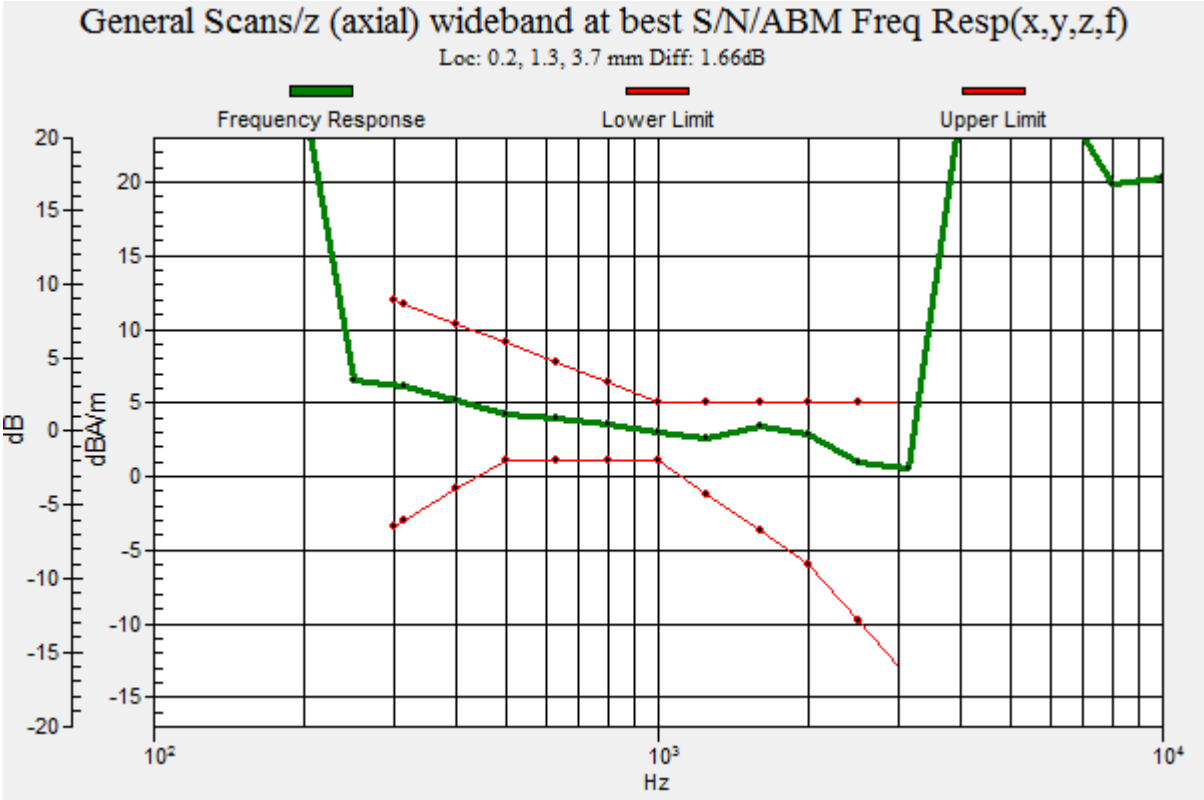
General Scans/z (axial) wideband at best S/N/ABM Freq Resp(x,y,z,f)
Loc: 0.2, 1.3, 3.7 mm Diff: 1.66dB
Frequency Response
Lower Limit
Upper Limit
dB
dBA/m
Hz

Date: 2021-06-01

Test Laboratory: SGS-SAR Lab

SV55216 HAC-T-Coil-GSM1900 GSM Voice 661CH

DUT: SV55216; Type: Smart Phone; Serial: e284d335

Communication System: UID 0, GSM Only Communication System (0); Frequency: 1880 MHz;Duty Cycle: 1:8.30042

Medium: Air;Medium parameters used: $\sigma = 0$ S/m, $\varepsilon_r = 1$; $\rho = 0$ kg/m^3
Phantom section: TCoil Section

DASY 5 Configuration:

- Probe: AM1DV3 - 3128; ; Calibrated: 2020-06-18
- Sensor-Surface: 0mm (Fix Surface)
- Electronics: DAE4 Sn1327; Calibrated: 2020-10-20
- Phantom: HAC Test Arch with AMCC; Type: SD HAC P01 BA;
- DASY52 52.10.4(1527); SEMCAD X 14.6.14(7483)

T-Coil scan/General Scans/y (transversal) 4.2mm 50 x 50/ABM SNR(x,y,z) (13x13x1): Measurement grid: dx=10mm, dy=10mm

ABM1/ABM2 = 24.23 dB
ABM1 comp = -10.26 dBA/m
BWC Factor = 0.14 dB
Location: 0, -4.2, 3.7 mm

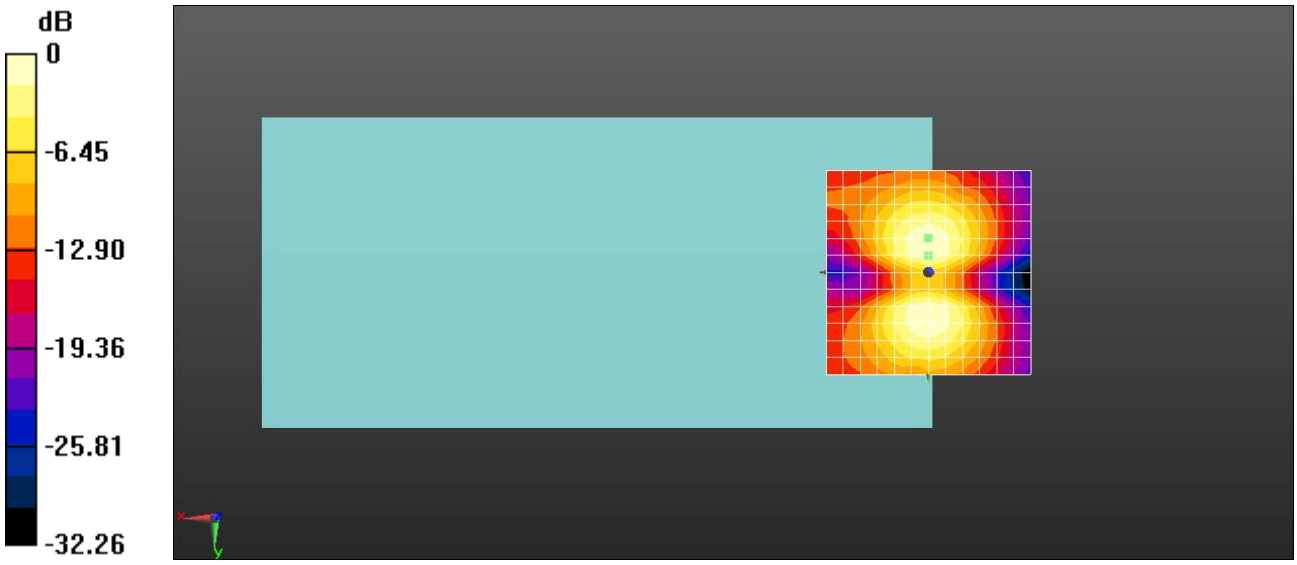

0 dB = 1.000 = 0.00 dB

Date: 2021-06-01

Test Laboratory: SGS-SAR Lab

SV55216 HAC-T-Coil-GSM 1900 EGPRS 4TS 661CH

DUT: SV55216; Type: Smart Phone; Serial: e284d335

Communication System: UID 0, GPRS/EGPRS Mode(4up) Communication System (0); Frequency: 1880 MHz;Duty Cycle: 1:2.0797

Medium: Air;Medium parameters used: $\sigma = 0$ S/m, $\varepsilon_r = 1$; $\rho = 0$ kg/m^3
Phantom section: TCoil Section

DASY 5 Configuration:

- Probe: AM1DV3 - 3128; ; Calibrated: 2020-06-18
- Sensor-Surface: 0mm (Fix Surface)
- Electronics: DAE4 Sn1327; Calibrated: 2020-10-20
- Phantom: HAC Test Arch with AMCC; Type: SD HAC P01 BA;
- DASY52 52.10.4(1527); SEMCAD X 14.6.14(7483)

T-Coil scan/General Scans/z (axial) 4.2mm 50 x 50/ABM SNR(x,y,z) (13x13x1):

Measurement grid: dx=10mm, dy=10mm
ABM1/ABM2 = 29.79 dB
ABM1 comp = -1.42 dBA/m
BWC Factor = 0.15 dB
Location: 0, 0, 3.7 mm

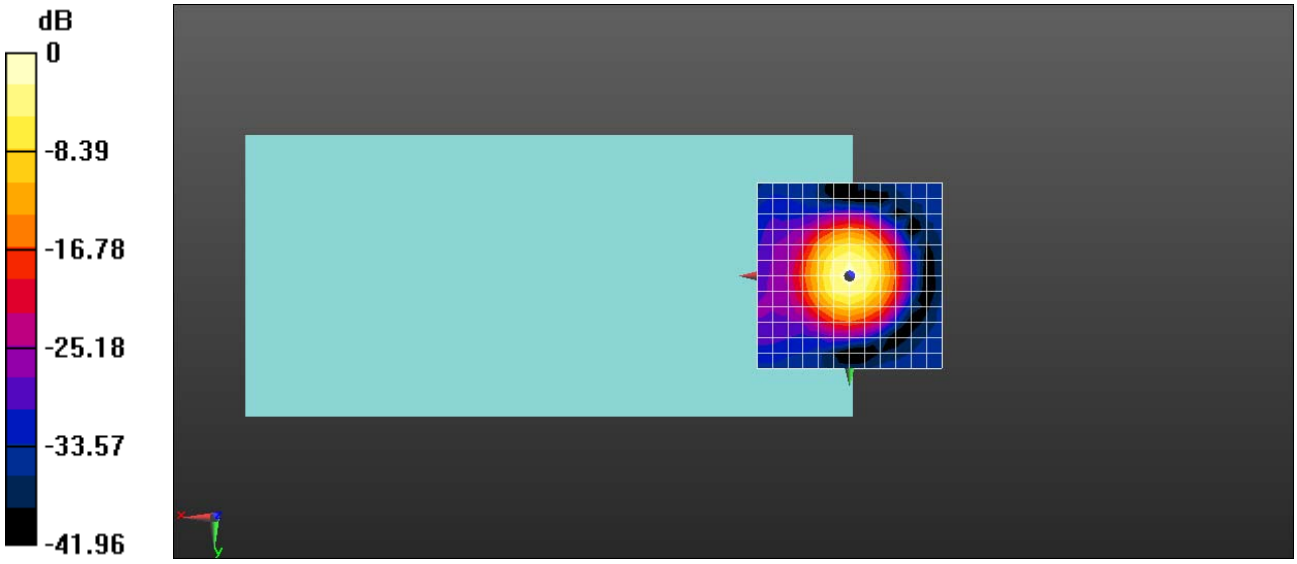

0 dB = 1.000 = 0.00 dB

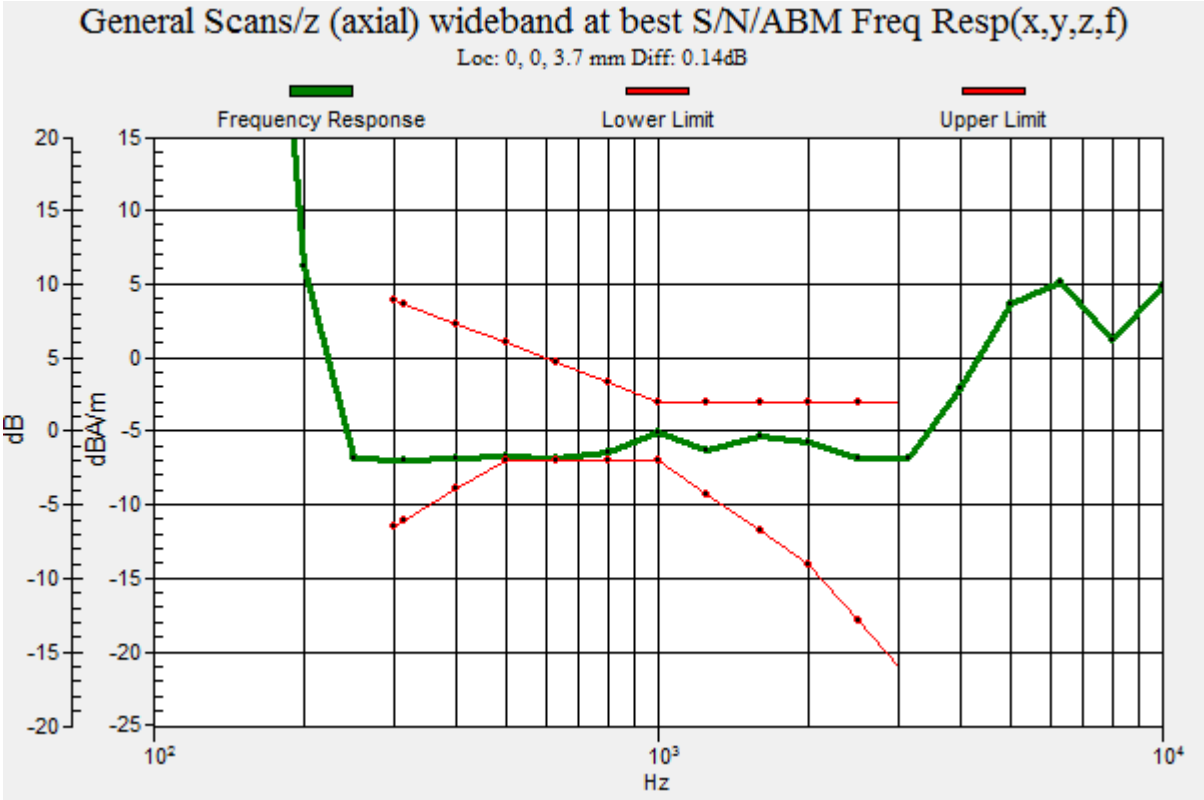
General Scans/z (axial) wideband at best S/N/ABM Freq Resp(x,y,z,f)
Loc: 0, 0, 3.7 mm Diff: 0.14dB
Frequency Response
Lower Limit
Upper Limit
dB
dBA/m
Hz

Date: 2021-06-01

Test Laboratory: SGS-SAR Lab

SV55216 HAC-T-Coil-GSM 1900 EGPRS 4TS 661CH

DUT: SV55216; Type: Smart Phone; Serial: e284d335

Communication System: UID 0, GPRS/EGPRS Mode(4up) Communication System (0); Frequency: 1880 MHz;Duty Cycle: 1:2.0797

Medium: Air;Medium parameters used: $\sigma = 0$ S/m, $\varepsilon_r = 1$; $\rho = 0$ kg/m^3
Phantom section: TCoil Section

DASY 5 Configuration:

- Probe: AM1DV3 - 3128; ; Calibrated: 2020-06-18
- Sensor-Surface: 0mm (Fix Surface)
- Electronics: DAE4 Sn1327; Calibrated: 2020-10-20
- Phantom: HAC Test Arch with AMCC; Type: SD HAC P01 BA;
- DASY52 52.10.4(1527); SEMCAD X 14.6.14(7483)

T-Coil scan/General Scans/y (transversal) 4.2mm 50 x 50/ABM SNR(x,y,z) (13x13x1): Measurement grid: dx=10mm, dy=10mm

ABM1/ABM2 = 28.49 dB
ABM1 comp = -9.54 dBA/m
BWC Factor = 0.15 dB
Location: 0, -8.3, 3.7 mm

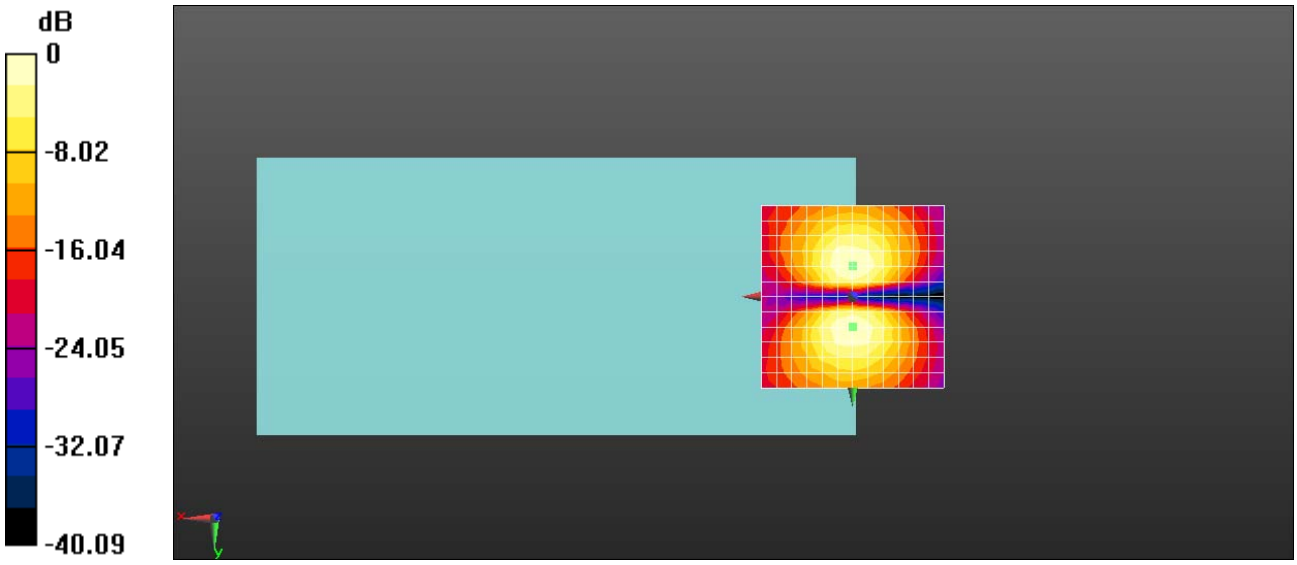

0 dB = 1.000 = 0.00 dB

Date: 2021-05-28

Test Laboratory: SGS-SAR Lab

SV55216 HAC-T-Coil-WCDMA Band II AMR Voice 9400CH

DUT: SV55216; Type: Smart Phone; Serial: e284d335

Communication System: UID 0, WCDMA (0); Frequency: 1880 MHz;Duty Cycle: 1:1

Medium: Air;Medium parameters used: $\sigma = 0$ S/m, $\varepsilon_r = 1$; $\rho = 0$ kg/m^3
Phantom section: TCoil Section

DASY 5 Configuration:

- Probe: AM1DV3 - 3128; ; Calibrated: 2020-06-18
- Sensor-Surface: 0mm (Fix Surface)
- Electronics: DAE4 Sn1327; Calibrated: 2020-10-20
- Phantom: HAC Test Arch with AMCC; Type: SD HAC P01 BA;
- DASY52 52.10.4(1527); SEMCAD X 14.6.14(7483)

T-Coil scan/General Scans/z (axial) 4.2mm 50 x 50/ABM SNR(x,y,z) (13x13x1):

Measurement grid: dx=10mm, dy=10mm
ABM1/ABM2 = 27.64 dB
ABM1 comp = -0.43 dBA/m
BWC Factor = 0.15 dB
Location: 0, 0, 3.7 mm



0 dB = 1.000 = 0.00 dB

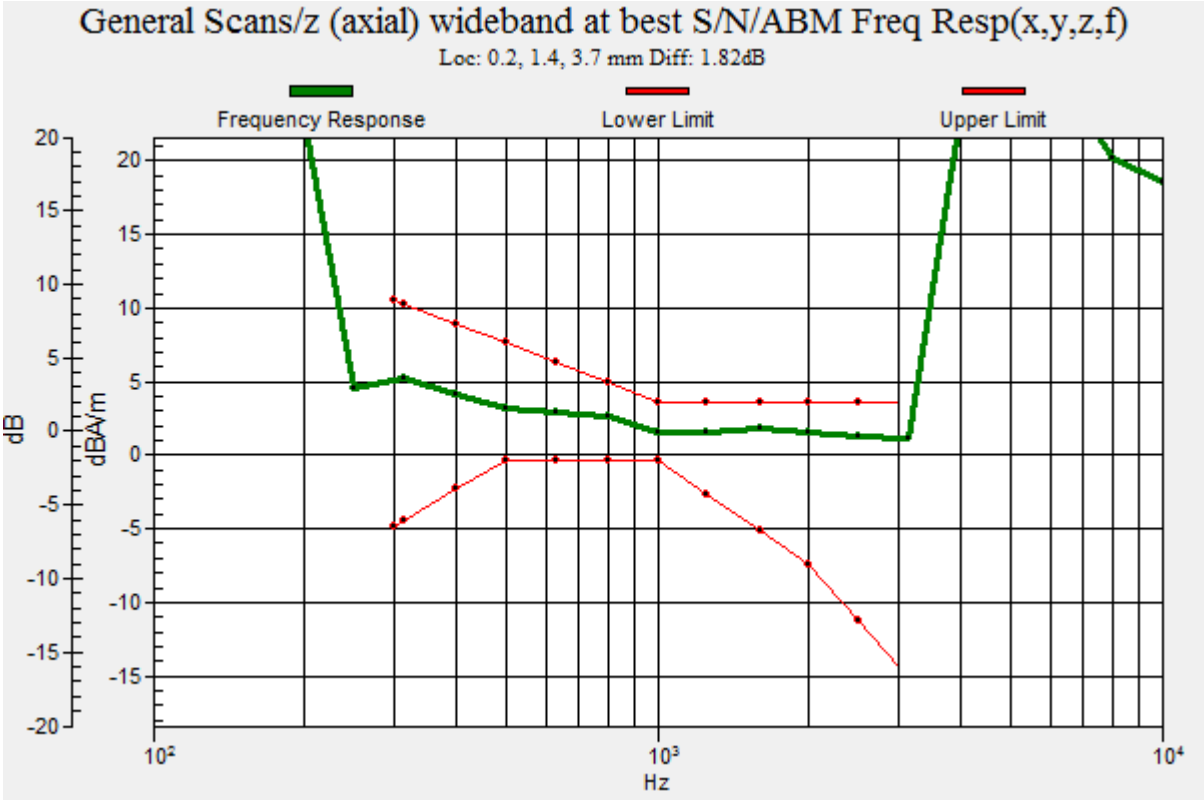
General Scans/z (axial) wideband at best S/N/ABM Freq Resp(x,y,z,f)
Loc: 0.2, 1.4, 3.7 mm Diff: 1.82dB
Frequency Response
Lower Limit
Upper Limit
dB
dBA/m
Hz

Date: 2021-05-28

Test Laboratory: SGS-SAR Lab

SV55216 HAC-T-Coil-WCDMA Band II AMR Voice 9400CH

DUT: SV55216; Type: Smart Phone; Serial: e284d335

Communication System: UID 0, WCDMA (0); Frequency: 1880 MHz;Duty Cycle: 1:1

Medium: Air;Medium parameters used: $\sigma = 0$ S/m, $\varepsilon_r = 1$; $\rho = 0$ kg/m^3
Phantom section: TCoil Section

DASY 5 Configuration:

- Probe: AM1DV3 - 3128; ; Calibrated: 2020-06-18
- Sensor-Surface: 0mm (Fix Surface)
- Electronics: DAE4 Sn1327; Calibrated: 2020-10-20
- Phantom: HAC Test Arch with AMCC; Type: SD HAC P01 BA;
- DASY52 52.10.4(1527); SEMCAD X 14.6.14(7483)

T-Coil scan/General Scans/y (transversal) 4.2mm 50 x 50/ABM SNR(x,y,z) (13x13x1): Measurement grid: dx=10mm, dy=10mm
ABM1/ABM2 = 28.30 dB
ABM1 comp = -9.01 dBA/m
BWC Factor = 0.15 dB
Location: 0, -8.3, 3.7 mm

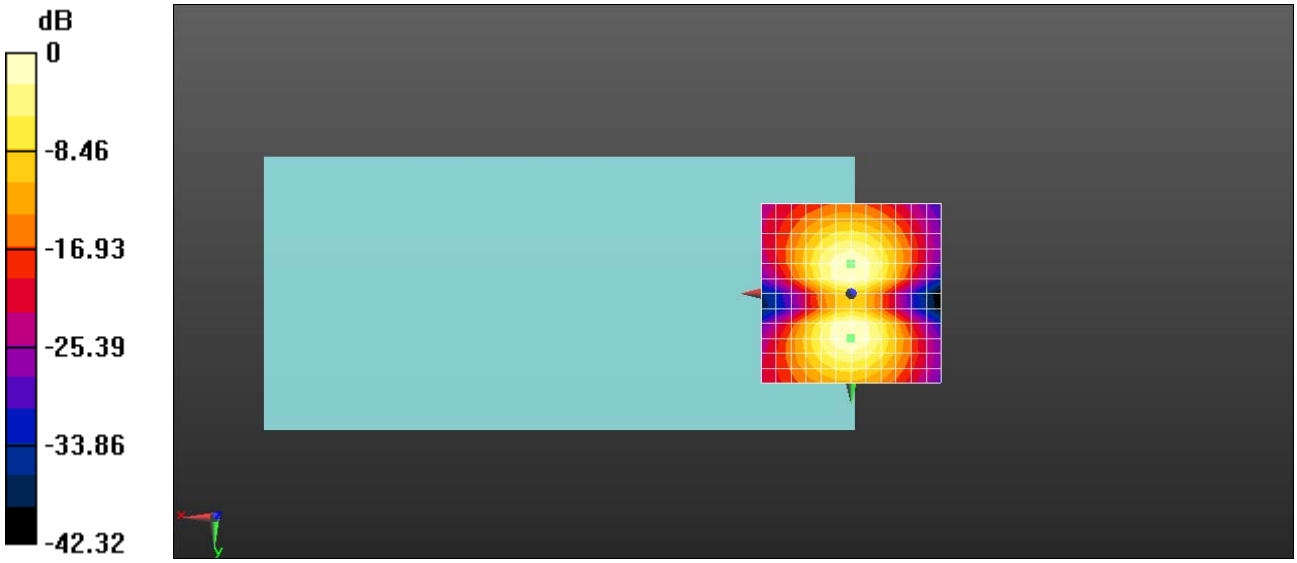

0 dB = 1.000 = 0.00 dB

Date: 2021-05-28

Test Laboratory: SGS-SAR Lab

SV55216 HAC-T-Coil-WCDMA Band II HUPA 9400CH

DUT: SV55216; Type: Smart Phone; Serial: e284d335

Communication System: UID 0, WCDMA (0); Frequency: 1880 MHz;Duty Cycle: 1:1

Medium: Air;Medium parameters used: $\sigma = 0$ S/m, $\varepsilon_r = 1$; $\rho = 0$ kg/m^3
Phantom section: TCoil Section

DASY 5 Configuration:

- Probe: AM1DV3 - 3128; ; Calibrated: 2020-06-18
- Sensor-Surface: 0mm (Fix Surface)
- Electronics: DAE4 Sn1327; Calibrated: 2020-10-20
- Phantom: HAC Test Arch with AMCC; Type: SD HAC P01 BA;
- DASY52 52.10.4(1527); SEMCAD X 14.6.14(7483)

T-Coil scan/General Scans/z (axial) 4.2mm 50 x 50/ABM SNR(x,y,z) (13x13x1):

Measurement grid: dx=10mm, dy=10mm
ABM1/ABM2 = 29.78 dB
ABM1 comp = -0.75 dBA/m
BWC Factor = 0.15 dB
Location: 0, 0, 3.7 mm



0 dB = 1.000 = 0.00 dB

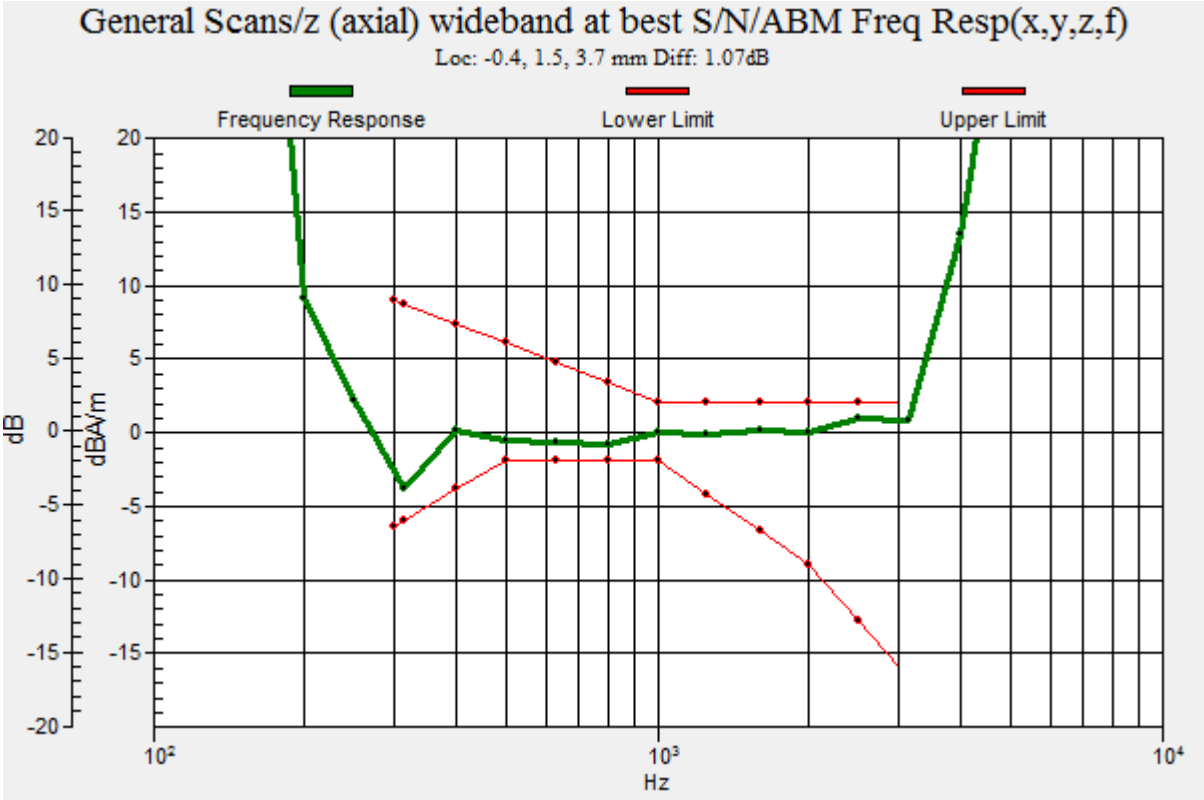
General Scans/z (axial) wideband at best S/N/ABM Freq Resp(x,y,z,f)
Loc: -0.4, 1.5, 3.7 mm Diff: 1.07dB
Frequency Response
Lower Limit
Upper Limit
dB
dBA/m
20
15
10
5
0
-5
-10
-15
-20
10²
10³
10⁴
Hz

Date: 2021-05-28

Test Laboratory: SGS-SAR Lab

SV55216 HAC-T-Coil-WCDMA Band II HUPA 9400CH

DUT: SV55216; Type: Smart Phone; Serial: e284d335

Communication System: UID 0, WCDMA (0); Frequency: 1880 MHz;Duty Cycle: 1:1

Medium: Air;Medium parameters used: $\sigma = 0$ S/m, $\varepsilon_r = 1$; $\rho = 0$ kg/m^3
Phantom section: TCoil Section

DASY 5 Configuration:

- Probe: AM1DV3 - 3128; ; Calibrated: 2020-06-18
- Sensor-Surface: 0mm (Fix Surface)
- Electronics: DAE4 Sn1327; Calibrated: 2020-10-20
- Phantom: HAC Test Arch with AMCC; Type: SD HAC P01 BA;
- DASY52 52.10.4(1527); SEMCAD X 14.6.14(7483)

T-Coil scan/General Scans/y (transversal) 4.2mm 50 x 50 2/ABM SNR(x,y,z) (13x13x1): Measurement grid: dx=10mm, dy=10mm
ABM1/ABM2 = 30.58 dB
ABM1 comp = -8.62 dBA/m
BWC Factor = 0.15 dB
Location: 0, -8.3, 3.7 mm

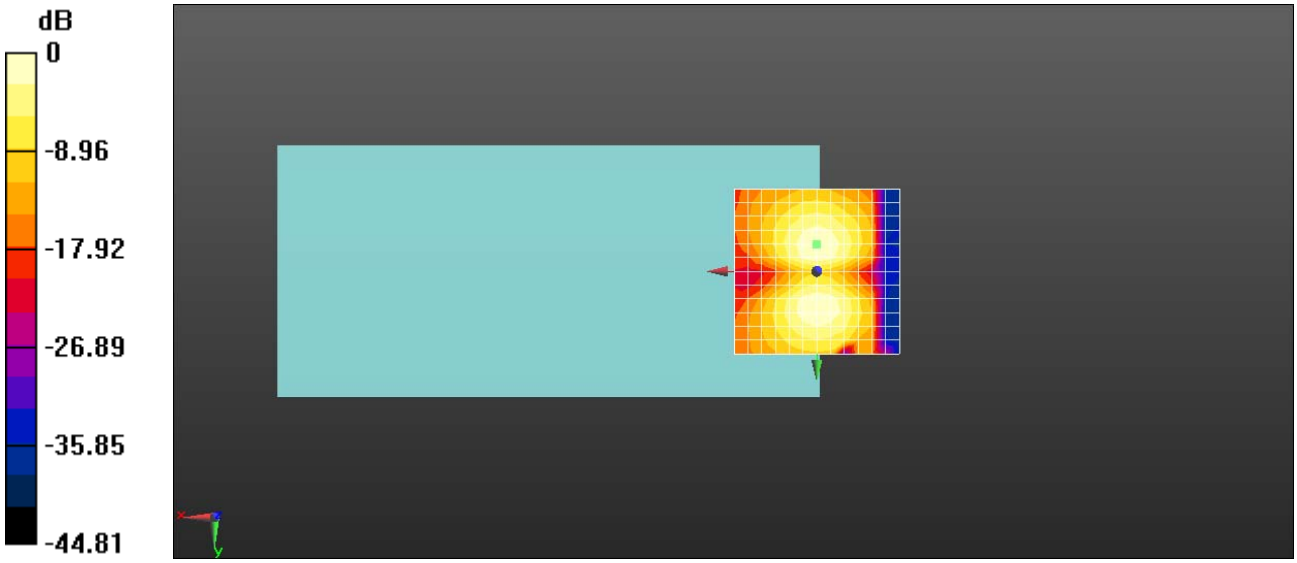

0 dB = 1.000 = 0.00 dB

Date: 2021-05-25

Test Laboratory: SGS-SAR Lab

SV55216 HAC-T-Coil-WCDMA Band IV AMR Voice 1412CH

DUT: SV55216; Type: Smart Phone; Serial: e284d335

Communication System: UID 0, WCDMA (0); Frequency: 1732.4 MHz;Duty Cycle: 1:1

Medium: Air;Medium parameters used: $\sigma = 0$ S/m, $\varepsilon_r = 1$; $\rho = 0$ kg/m^3
Phantom section: TCoil Section

DASY 5 Configuration:

- Probe: AM1DV3 - 3128; ; Calibrated: 2020-06-18
- Sensor-Surface: 0mm (Fix Surface)
- Electronics: DAE4 Sn1327; Calibrated: 2020-10-20
- Phantom: HAC Test Arch with AMCC; Type: SD HAC P01 BA;
- DASY52 52.10.4(1527); SEMCAD X 14.6.14(7483)

T-Coil scan/General Scans/z (axial) 4.2mm 50 x 50/ABM SNR(x,y,z) (13x13x1):

Measurement grid: dx=10mm, dy=10mm
ABM1/ABM2 = 28.88 dB
ABM1 comp = -0.44 dBA/m
BWC Factor = 0.15 dB
Location: 0, 0, 3.7 mm

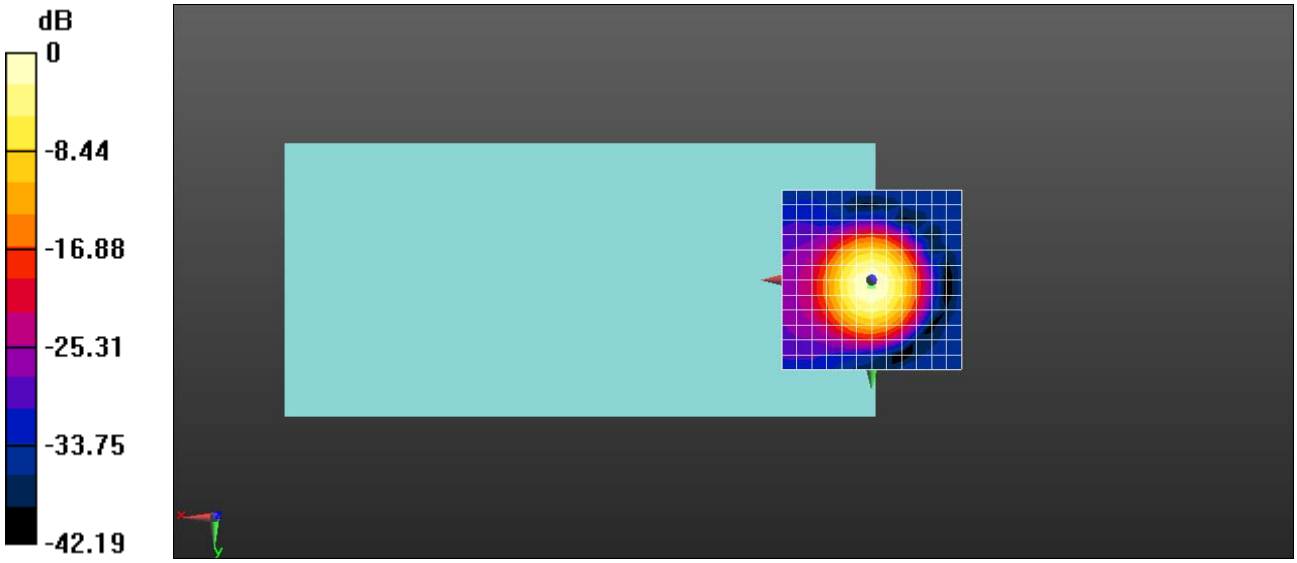

0 dB = 1.000 = 0.00 dB

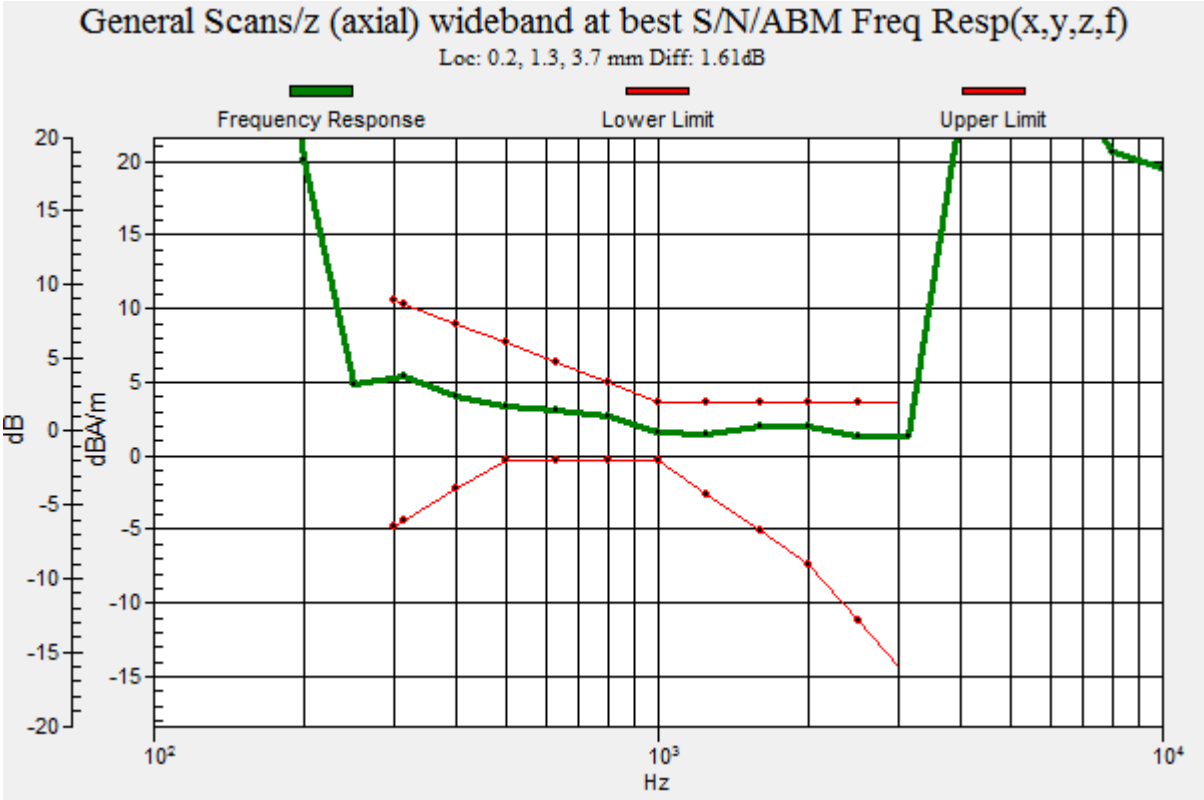
General Scans/z (axial) wideband at best S/N/ABM Freq Resp(x,y,z,f)
Loc: 0.2, 1.3, 3.7 mm Diff: 1.61dB
Frequency Response
Lower Limit
Upper Limit
dB
dBA/m
Hz

Date: 2021-05-25

Test Laboratory: SGS-SAR Lab

SV55216 HAC-T-Coil-WCDMA Band IV AMR Voice 1412CH

DUT: SV55216; Type: Smart Phone; Serial: e284d335

Communication System: UID 0, WCDMA (0); Frequency: 1732.4 MHz;Duty Cycle: 1:1

Medium: Air;Medium parameters used: $\sigma = 0$ S/m, $\varepsilon_r = 1$; $\rho = 0$ kg/m^3
Phantom section: TCoil Section

DASY 5 Configuration:

- Probe: AM1DV3 - 3128; ; Calibrated: 2020-06-18
- Sensor-Surface: 0mm (Fix Surface)
- Electronics: DAE4 Sn1327; Calibrated: 2020-10-20
- Phantom: HAC Test Arch with AMCC; Type: SD HAC P01 BA;
- DASY52 52.10.4(1527); SEMCAD X 14.6.14(7483)

T-Coil scan/General Scans/y (transversal) 4.2mm 50 x 50/ABM SNR(x,y,z) (13x13x1): Measurement grid: dx=10mm, dy=10mm
ABM1/ABM2 = 27.94 dB
ABM1 comp = -8.98 dBA/m
BWC Factor = 0.15 dB
Location: 0, -8.3, 3.7 mm

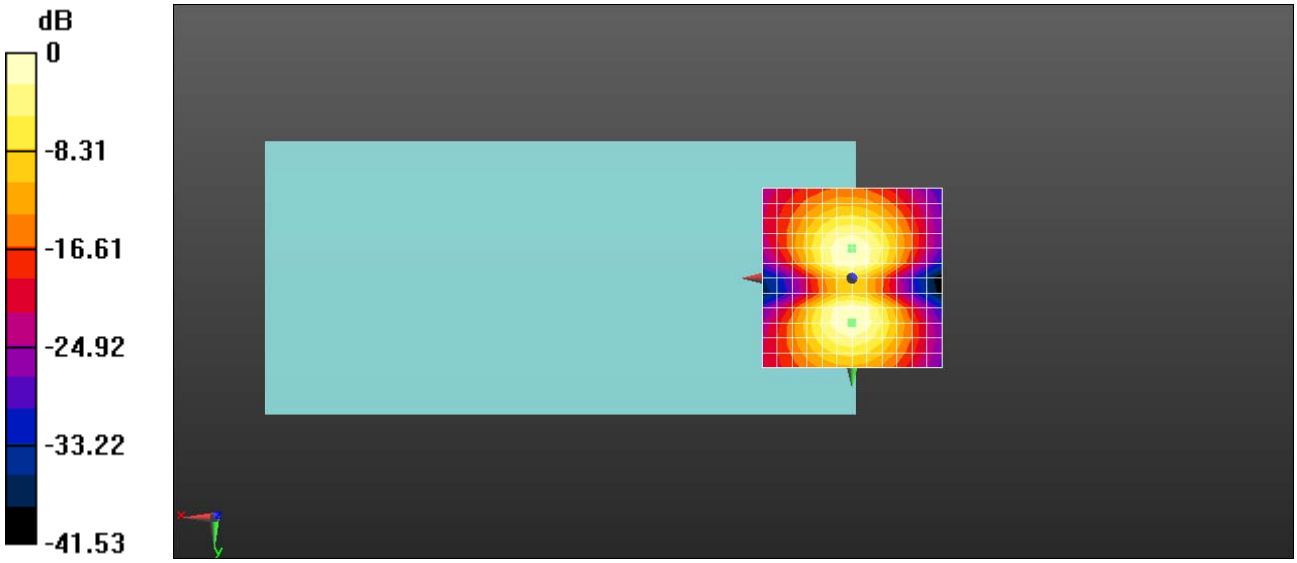

0 dB = 1.000 = 0.00 dB

Date: 2021-05-25

Test Laboratory: SGS-SAR Lab

SV55216 HAC-T-Coil-WCDMA Band IV HUPA 1412CH

DUT: SV55216; Type: Smart Phone; Serial: e284d335

Communication System: UID 0, WCDMA (0); Frequency: 1732.4 MHz;Duty Cycle: 1:1

Medium: Air;Medium parameters used: $\sigma = 0$ S/m, $\varepsilon_r = 1$; $\rho = 0$ kg/m^3
Phantom section: TCoil Section

DASY 5 Configuration:

- Probe: AM1DV3 - 3128; ; Calibrated: 2020-06-18
- Sensor-Surface: 0mm (Fix Surface)
- Electronics: DAE4 Sn1327; Calibrated: 2020-10-20
- Phantom: HAC Test Arch with AMCC; Type: SD HAC P01 BA;
- DASY52 52.10.4(1527); SEMCAD X 14.6.14(7483)

T-Coil scan/General Scans/z (axial) 4.2mm 50 x 50/ABM SNR(x,y,z) (13x13x1):

Measurement grid: dx=10mm, dy=10mm
ABM1/ABM2 = 26.51 dB
ABM1 comp = -3.28 dBA/m
BWC Factor = 0.14 dB
Location: 4.2, 0, 3.7 mm

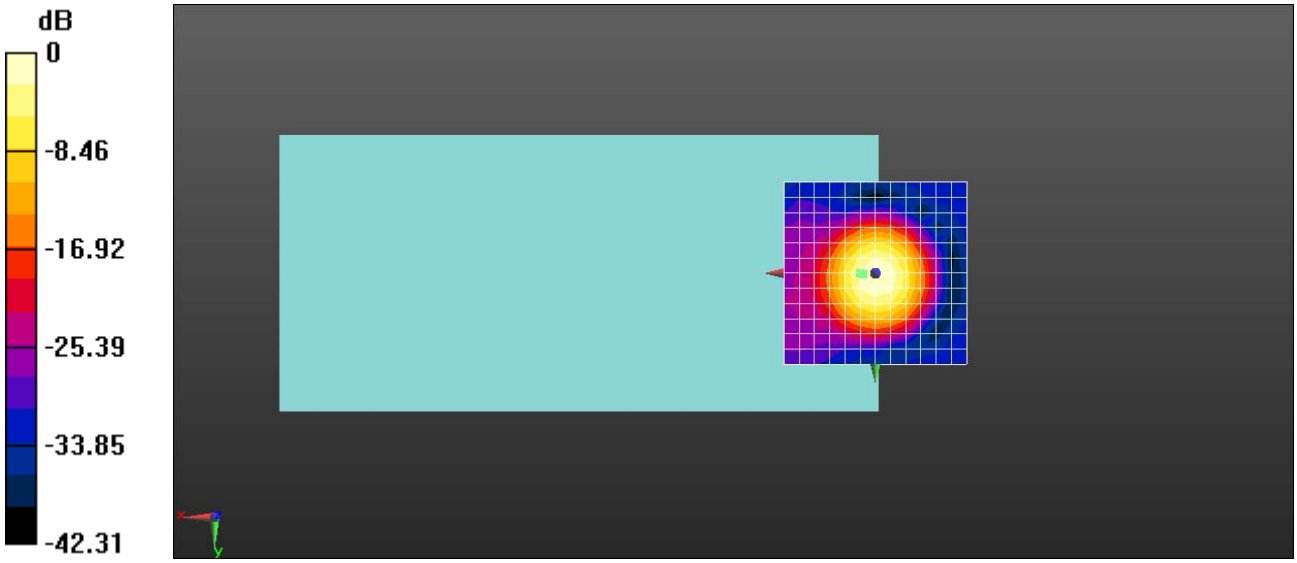

0 dB = 1.000 = 0.00 dB

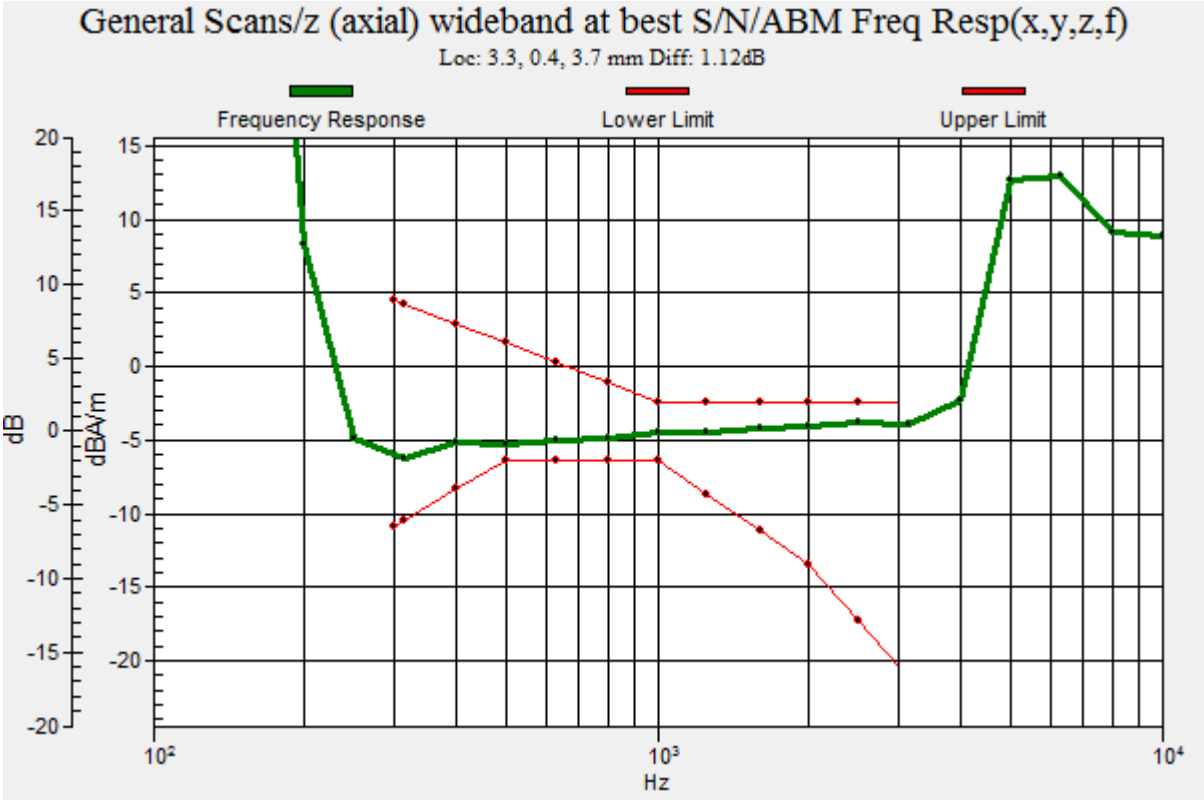
General Scans/z (axial) wideband at best S/N/ABM Freq Resp(x,y,z,f)
Loc: 3.3, 0.4, 3.7 mm Diff: 1.12dB
Frequency Response
Lower Limit
Upper Limit
dB
dBA/m
Hz

Date: 2021-05-25

Test Laboratory: SGS-SAR Lab

SV55216 HAC-T-Coil-WCDMA Band IV HUPA 1412CH

DUT: SV55216; Type: Smart Phone; Serial: e284d335

Communication System: UID 0, WCDMA (0); Frequency: 1732.4 MHz;Duty Cycle: 1:1

Medium: Air;Medium parameters used: $\sigma = 0$ S/m, $\varepsilon_r = 1$; $\rho = 0$ kg/m^3
Phantom section: TCoil Section

DASY 5 Configuration:

- Probe: AM1DV3 - 3128; ; Calibrated: 2020-06-18
- Sensor-Surface: 0mm (Fix Surface)
- Electronics: DAE4 Sn1327; Calibrated: 2020-10-20
- Phantom: HAC Test Arch with AMCC; Type: SD HAC P01 BA;
- DASY52 52.10.4(1527); SEMCAD X 14.6.14(7483)

T-Coil scan/General Scans/y (transversal) 4.2mm 50 x 50/ABM SNR(x,y,z) (13x13x1): Measurement grid: dx=10mm, dy=10mm
ABM1/ABM2 = 29.70 dB
ABM1 comp = -8.97 dBA/m
BWC Factor = 0.14 dB
Location: 0, -8.3, 3.7 mm

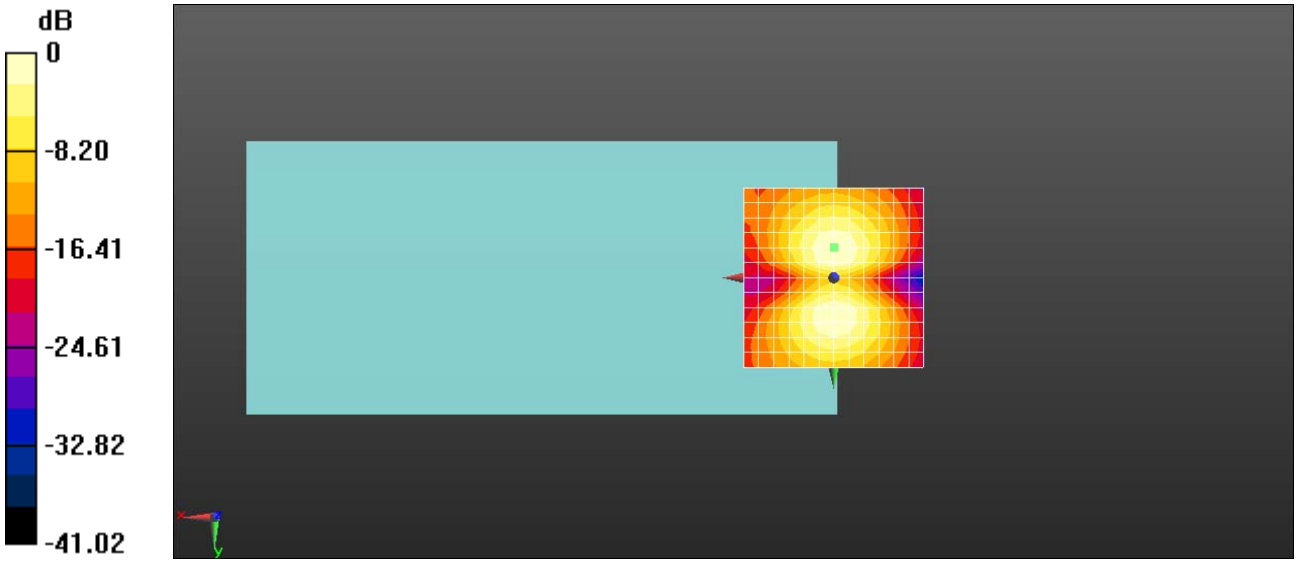

0 dB = 1.000 = 0.00 dB

Date: 2021-05-27

Test Laboratory: SGS-SAR Lab

SV55216 HAC-T-Coil-WCDMA Band V AMR Voice 4182CH

DUT: SV55216; Type: Smart Phone; Serial: e284d335

Communication System: UID 0, WCDMA (0); Frequency: 836.4 MHz;Duty Cycle: 1:1

Medium: Air;Medium parameters used: $\sigma = 0$ S/m, $\varepsilon_r = 1$; $\rho = 0$ kg/m^3
Phantom section: TCoil Section

DASY 5 Configuration:

- Probe: AM1DV3 - 3128; ; Calibrated: 2020-06-18
- Sensor-Surface: 0mm (Fix Surface)
- Electronics: DAE4 Sn1327; Calibrated: 2020-10-20
- Phantom: HAC Test Arch with AMCC; Type: SD HAC P01 BA;
- DASY52 52.10.4(1527); SEMCAD X 14.6.14(7483)

T-Coil scan/General Scans/z (axial) 4.2mm 50 x 50/ABM SNR(x,y,z) (13x13x1):

Measurement grid: dx=10mm, dy=10mm
ABM1/ABM2 = 27.41 dB
ABM1 comp = -0.41 dBA/m
BWC Factor = 0.15 dB
Location: 0, 0, 3.7 mm

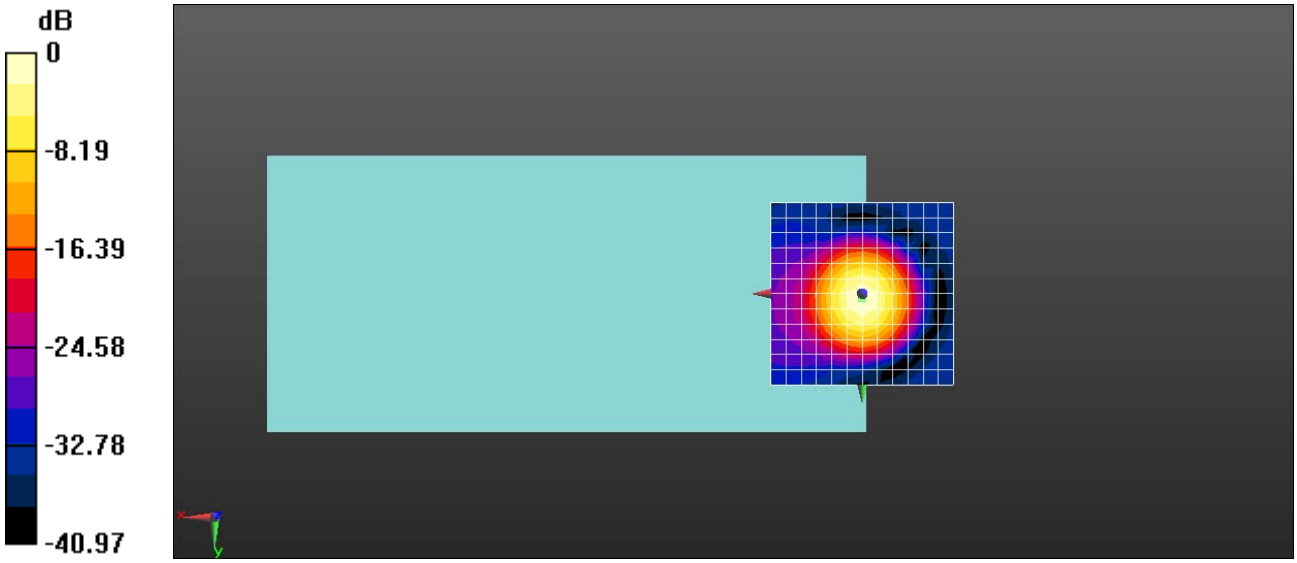

0 dB = 1.000 = 0.00 dB

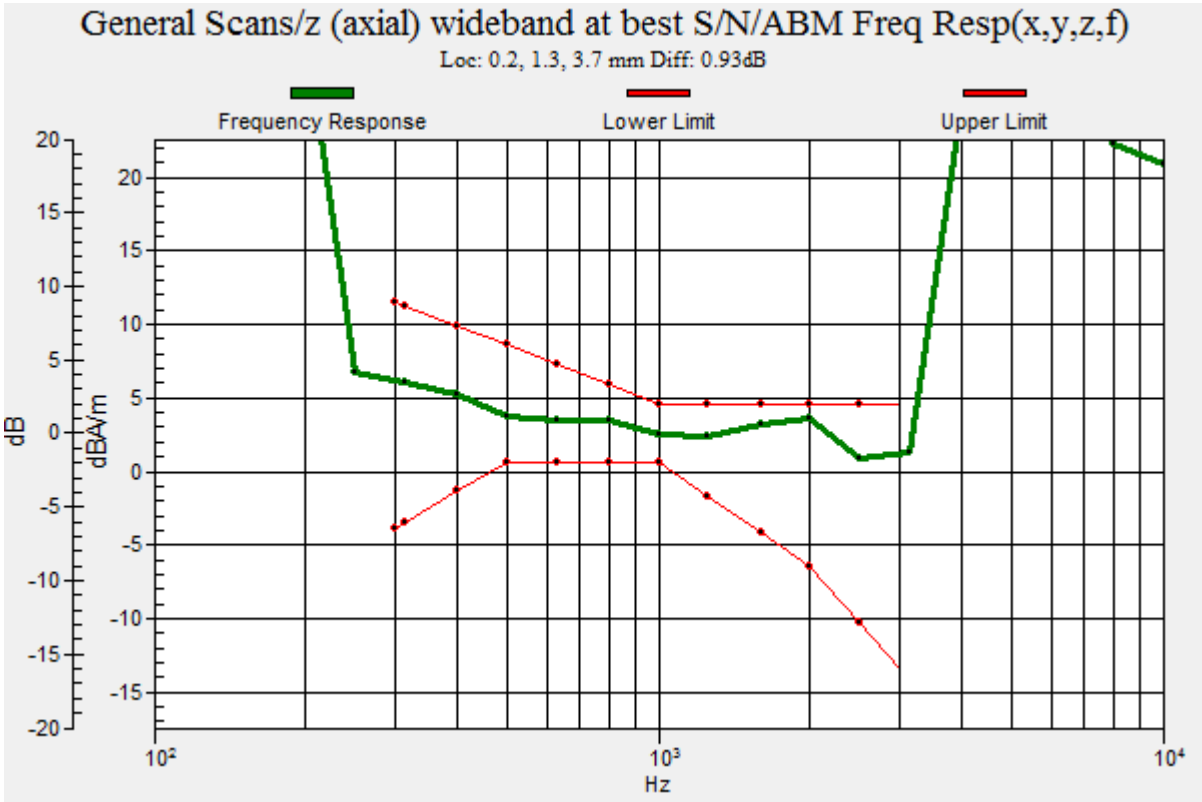
General Scans/z (axial) wideband at best S/N/ABM Freq Resp(x,y,z,f)
Loc: 0.2, 1.3, 3.7 mm Diff: 0.93dB
Frequency Response
Lower Limit
Upper Limit
dB
dBA/m
Hz

Date: 2021-05-27

Test Laboratory: SGS-SAR Lab

SV55216 HAC-T-Coil-WCDMA Band V AMR Voice 4182CH

DUT: SV55216; Type: Smart Phone; Serial: e284d335

Communication System: UID 0, WCDMA (0); Frequency: 836.4 MHz;Duty Cycle: 1:1

Medium: Air;Medium parameters used: $\sigma = 0$ S/m, $\varepsilon_r = 1$; $\rho = 0$ kg/m^3
Phantom section: TCoil Section

DASY 5 Configuration:

- Probe: AM1DV3 - 3128; ; Calibrated: 2020-06-18
- Sensor-Surface: 0mm (Fix Surface)
- Electronics: DAE4 Sn1327; Calibrated: 2020-10-20
- Phantom: HAC Test Arch with AMCC; Type: SD HAC P01 BA;
- DASY52 52.10.4(1527); SEMCAD X 14.6.14(7483)

T-Coil scan/General Scans/y (transversal) 4.2mm 50 x 50/ABM SNR(x,y,z) (13x13x1): Measurement grid: dx=10mm, dy=10mm
ABM1/ABM2 = 26.68 dB
ABM1 comp = -8.99 dBA/m
BWC Factor = 0.15 dB
Location: 0, -8.3, 3.7 mm

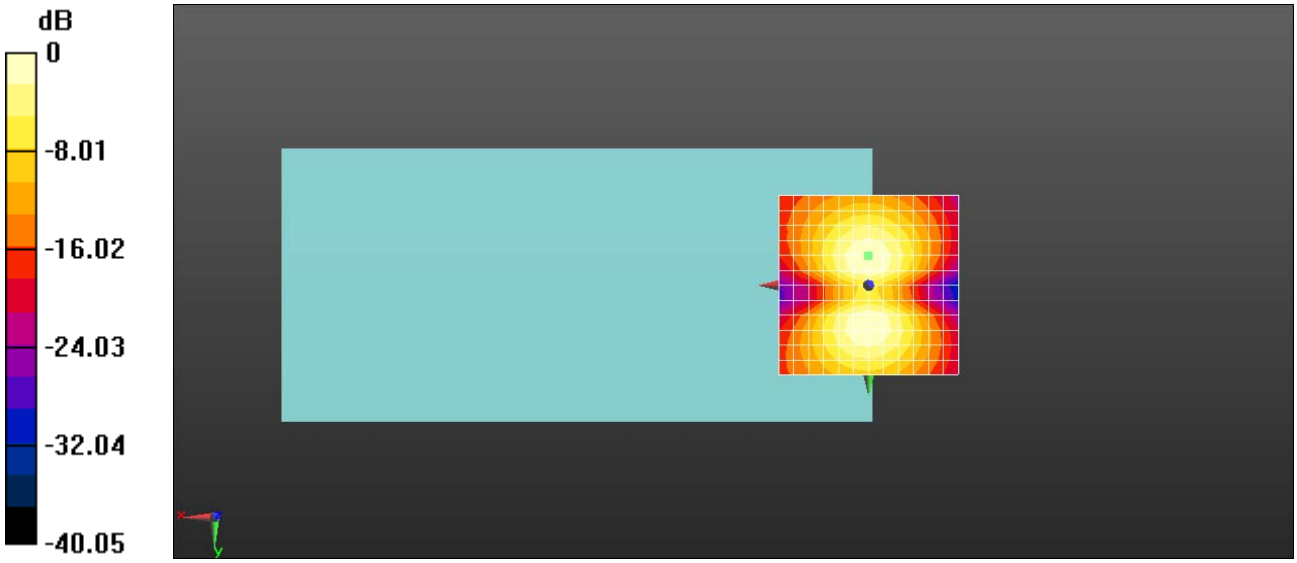

0 dB = 1.000 = 0.00 dB

Date: 2021-05-27

Test Laboratory: SGS-SAR Lab

SV55216 HAC-T-Coil-WCDMA Band V HUPA 4182CH

DUT: SV55216; Type: Smart Phone; Serial: e284d335

Communication System: UID 0, WCDMA (0); Frequency: 836.4 MHz;Duty Cycle: 1:1

Medium: Air;Medium parameters used: $\sigma = 0$ S/m, $\varepsilon_r = 1$; $\rho = 0$ kg/m^3
Phantom section: TCoil Section

DASY 5 Configuration:

- Probe: AM1DV3 - 3128; ; Calibrated: 2020-06-18
- Sensor-Surface: 0mm (Fix Surface)
- Electronics: DAE4 Sn1327; Calibrated: 2020-10-20
- Phantom: HAC Test Arch with AMCC; Type: SD HAC P01 BA;
- DASY52 52.10.4(1527); SEMCAD X 14.6.14(7483)

T-Coil scan/General Scans/z (axial) 4.2mm 50 x 50/ABM SNR(x,y,z) (13x13x1):

Measurement grid: dx=10mm, dy=10mm
ABM1/ABM2 = 28.60 dB
ABM1 comp = -0.70 dBA/m
BWC Factor = 0.14 dB
Location: 0, 0, 3.7 mm

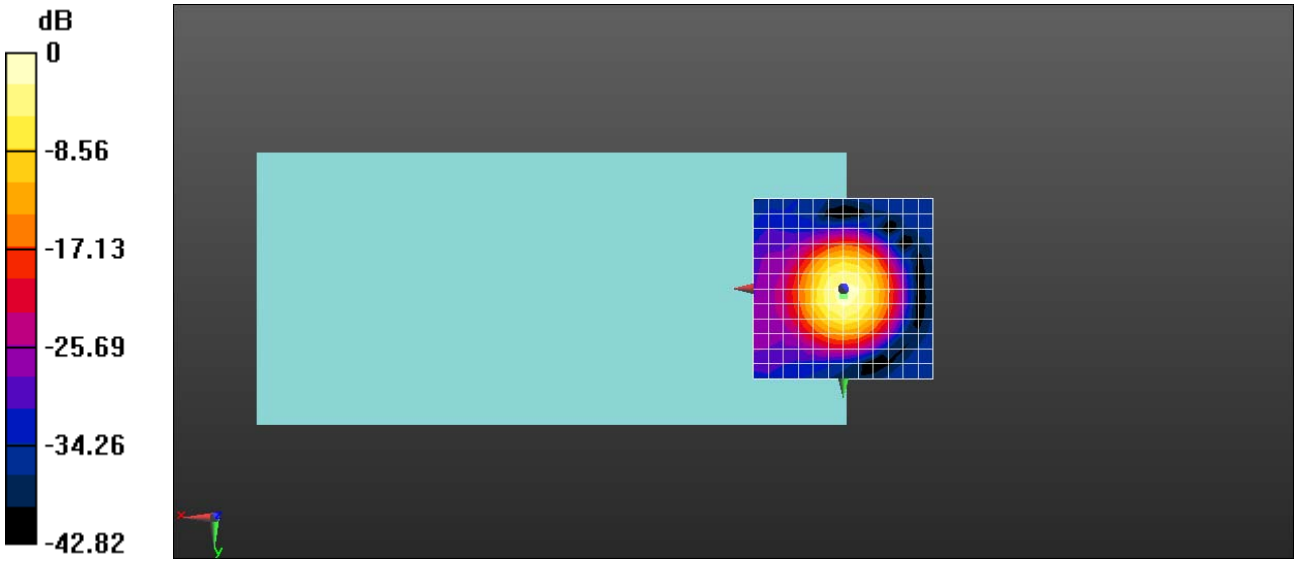

0 dB = 1.000 = 0.00 dB

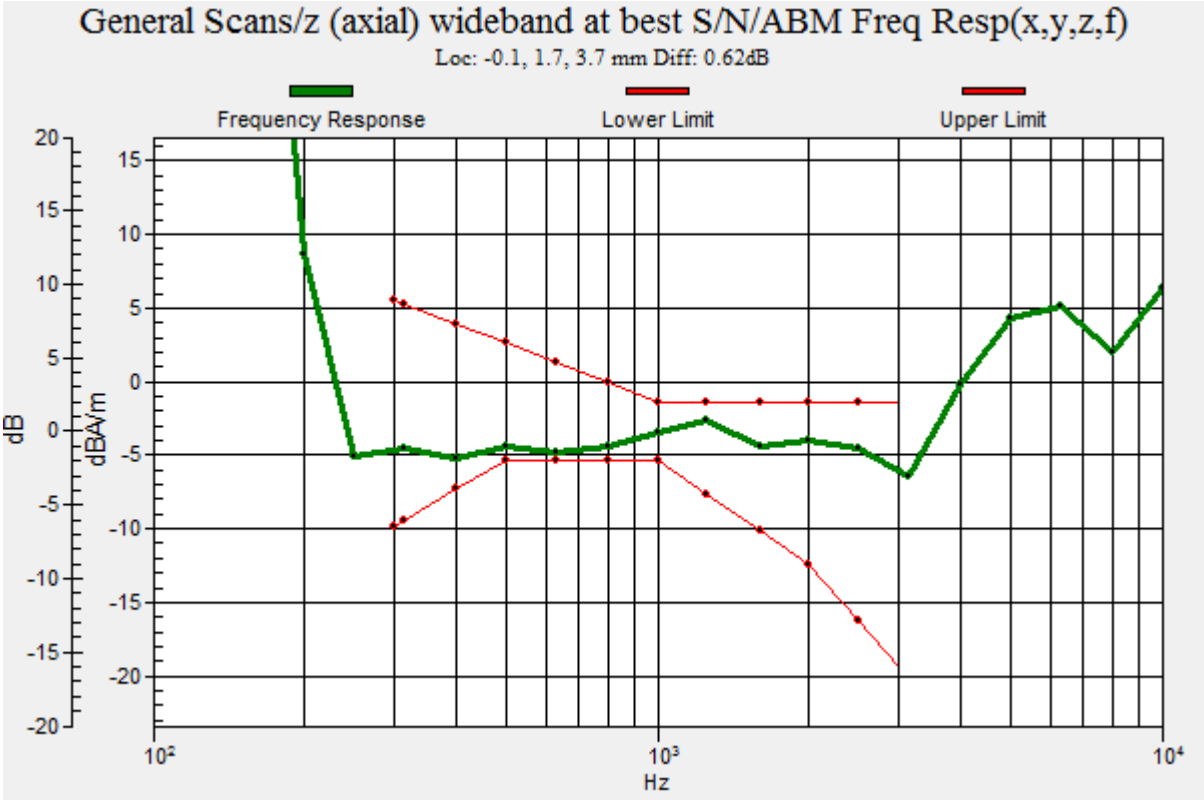
General Scans/z (axial) wideband at best S/N/ABM Freq Resp(x,y,z,f)
Loc: -0.1, 1.7, 3.7 mm Diff: 0.62dB
Frequency Response
Lower Limit
Upper Limit
dB
dBA/m
Hz

Date: 2021-05-27

Test Laboratory: SGS-SAR Lab

SV55216 HAC-T-Coil-WCDMA Band V HUPA 4182CH

DUT: SV55216; Type: Smart Phone; Serial: e284d335

Communication System: UID 0, WCDMA (0); Frequency: 836.4 MHz;Duty Cycle: 1:1

Medium: Air;Medium parameters used: $\sigma = 0$ S/m, $\varepsilon_r = 1$; $\rho = 0$ kg/m^3
Phantom section: TCoil Section

DASY 5 Configuration:

- Probe: AM1DV3 - 3128; ; Calibrated: 2020-06-18
- Sensor-Surface: 0mm (Fix Surface)
- Electronics: DAE4 Sn1327; Calibrated: 2020-10-20
- Phantom: HAC Test Arch with AMCC; Type: SD HAC P01 BA;
- DASY52 52.10.4(1527); SEMCAD X 14.6.14(7483)

T-Coil scan/General Scans/y (transversal) 4.2mm 50 x 50/ABM SNR(x,y,z) (13x13x1): Measurement grid: dx=10mm, dy=10mm
ABM1/ABM2 = 29.49 dB
ABM1 comp = -8.97 dBA/m
BWC Factor = 0.16 dB
Location: 0, -8.3, 3.7 mm



0 dB = 1.000 = 0.00 dB

Date: 2021-06-08

Test Laboratory: SGS-SAR Lab

SV55216 HAC-T-Coil-LTE Band 2 1.4M QPSK 1RB0 18900CH

DUT: SV55216; Type: Smart Phone; Serial: e284d335

Communication System: UID 0, LTE-FDD BW 20MHz (0); Frequency: 1880 MHz;Duty Cycle: 1:1

Medium: Air;Medium parameters used: $\sigma = 0$ S/m, $\varepsilon_r = 1$; $\rho = 0$ kg/m^3
Phantom section: TCoil Section

DASY 5 Configuration:

- Probe: AM1DV3 - 3128; ; Calibrated: 2020-06-18
- Sensor-Surface: 0mm (Fix Surface)
- Electronics: DAE4 Sn1327; Calibrated: 2020-10-20
- Phantom: HAC Test Arch with AMCC; Type: SD HAC P01 BA;
- DASY52 52.10.4(1527); SEMCAD X 14.6.14(7483)

T-Coil scan/General Scans/z (axial) 4.2mm 50 x 50/ABM SNR(x,y,z) (13x13x1):

Measurement grid: dx=10mm, dy=10mm
ABM1/ABM2 = 33.64 dB
ABM1 comp = 7.08 dBA/m
BWC Factor = 0.15 dB
Location: 0, 0, 3.7 mm

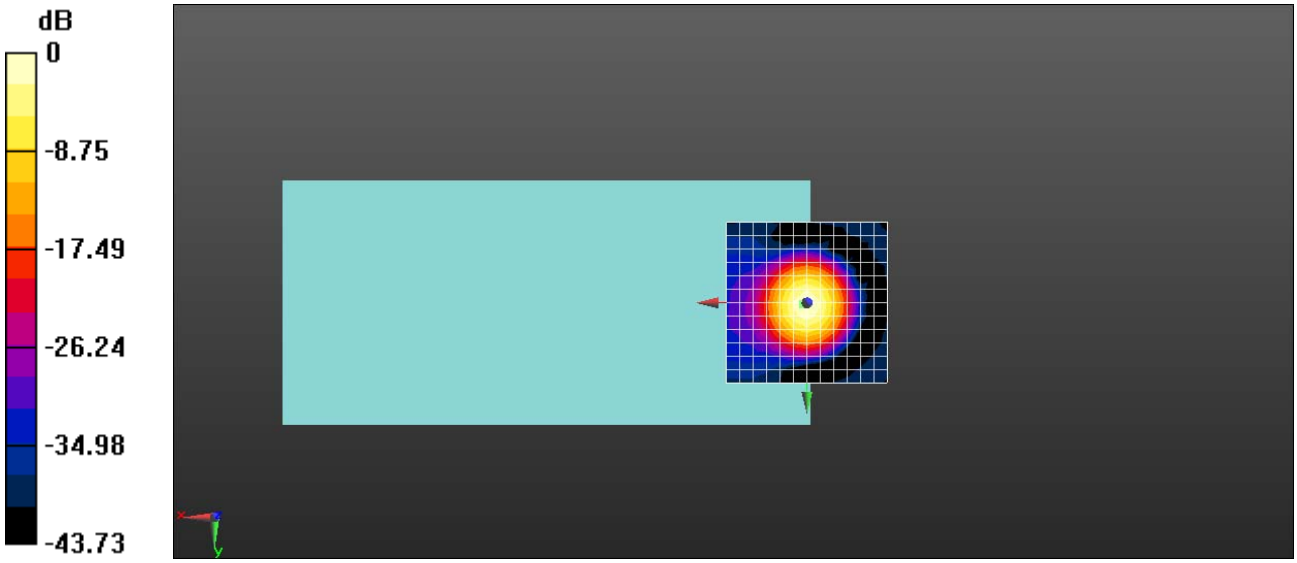

0 dB = 1.000 = 0.00 dB

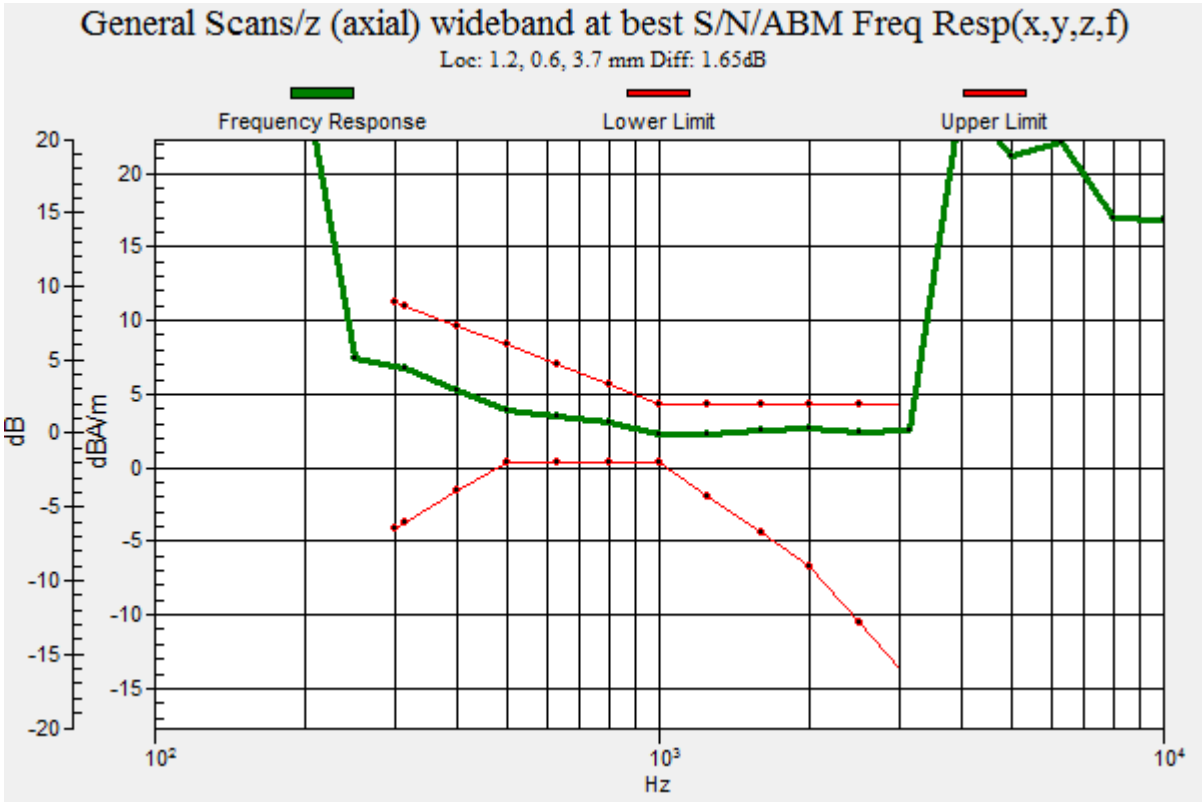
General Scans/z (axial) wideband at best S/N/ABM Freq Resp(x,y,z,f)
Loc: 1.2, 0.6, 3.7 mm Diff: 1.65dB
Frequency Response
Lower Limit
Upper Limit
dB
dBA/m
Hz

Date: 2021-06-08

Test Laboratory: SGS-SAR Lab

SV55216 HAC-T-Coil-LTE Band 2 1.4M QPSK 1RB0 18900CH

DUT: SV55216; Type: Smart Phone; Serial: e284d335

Communication System: UID 0, LTE-FDD BW 20MHz (0); Frequency: 1880 MHz;Duty Cycle: 1:1

Medium: Air;Medium parameters used: $\sigma = 0$ S/m, $\varepsilon_r = 1$; $\rho = 0$ kg/m^3
Phantom section: TCoil Section

DASY 5 Configuration:

- Probe: AM1DV3 - 3128; ; Calibrated: 2020-06-18
- Sensor-Surface: 0mm (Fix Surface)
- Electronics: DAE4 Sn1327; Calibrated: 2020-10-20
- Phantom: HAC Test Arch with AMCC; Type: SD HAC P01 BA;
- DASY52 52.10.4(1527); SEMCAD X 14.6.14(7483)

T-Coil scan/General Scans/y (transversal) 4.2mm 50 x 50/ABM SNR(x,y,z) (13x13x1): Measurement grid: dx=10mm, dy=10mm
ABM1/ABM2 = 34.56 dB
ABM1 comp = -1.91 dBA/m
BWC Factor = 0.15 dB
Location: 0, -8.3, 3.7 mm

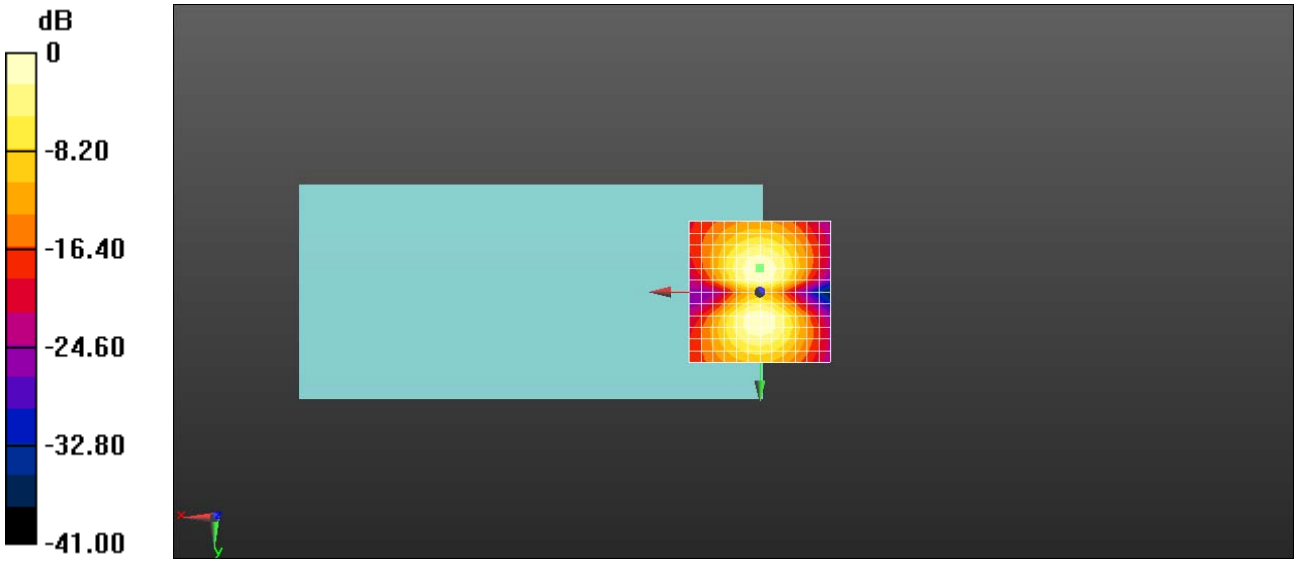

0 dB = 1.000 = 0.00 dB

Date: 2021-06-08

Test Laboratory: SGS-SAR Lab

SV55216 HAC-T-Coil-LTE Band 2 1.4M QPSK 1RB0 18900CH

DUT: SV55216; Type: Smart Phone; Serial: e284d335

Communication System: UID 0, LTE-FDD BW 20MHz (0); Frequency: 1880 MHz;Duty Cycle: 1:1

Medium: Air;Medium parameters used: $\sigma = 0$ S/m, $\varepsilon_r = 1$; $\rho = 0$ kg/m^3
Phantom section: TCoil Section

DASY 5 Configuration:

- Probe: AM1DV3 - 3128; ; Calibrated: 2020-06-18
- Sensor-Surface: 0mm (Fix Surface)
- Electronics: DAE4 Sn1327; Calibrated: 2020-10-20
- Phantom: HAC Test Arch with AMCC; Type: SD HAC P01 BA;
- DASY52 52.10.4(1527); SEMCAD X 14.6.14(7483)

T-Coil scan/General Scans/z (axial) 4.2mm 50 x 50/ABM SNR(x,y,z) (13x13x1):

Measurement grid: dx=10mm, dy=10mm
ABM1/ABM2 = 25.27 dB
ABM1 comp = -0.62 dBA/m
BWC Factor = 0.15 dB
Location: 0, 0, 3.7 mm

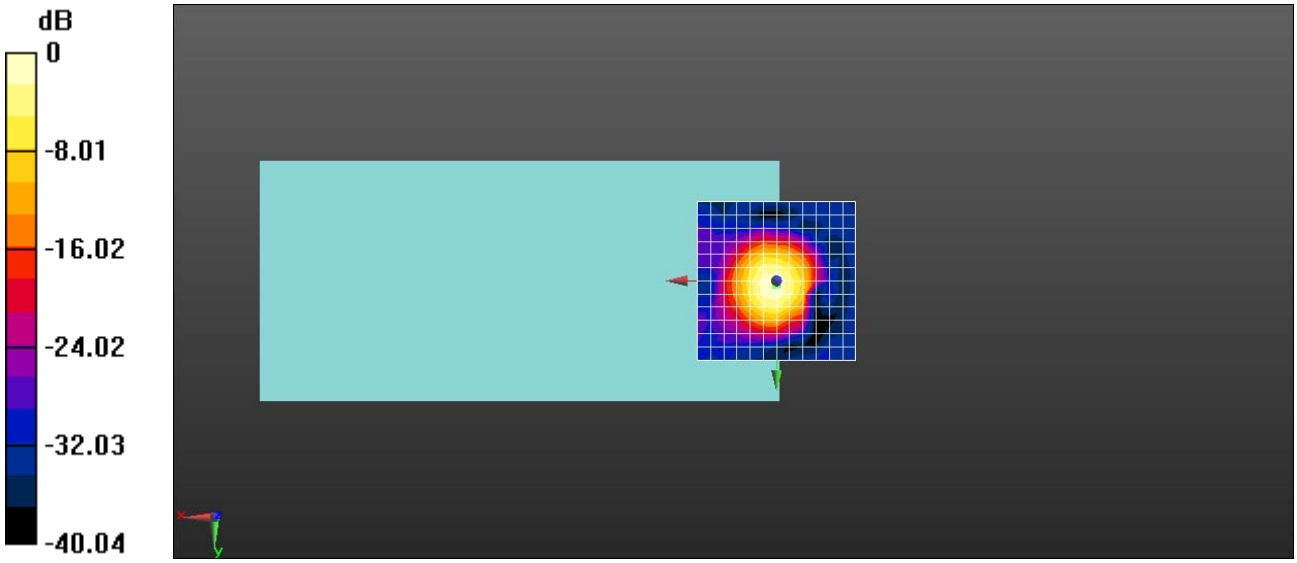

0 dB = 1.000 = 0.00 dB

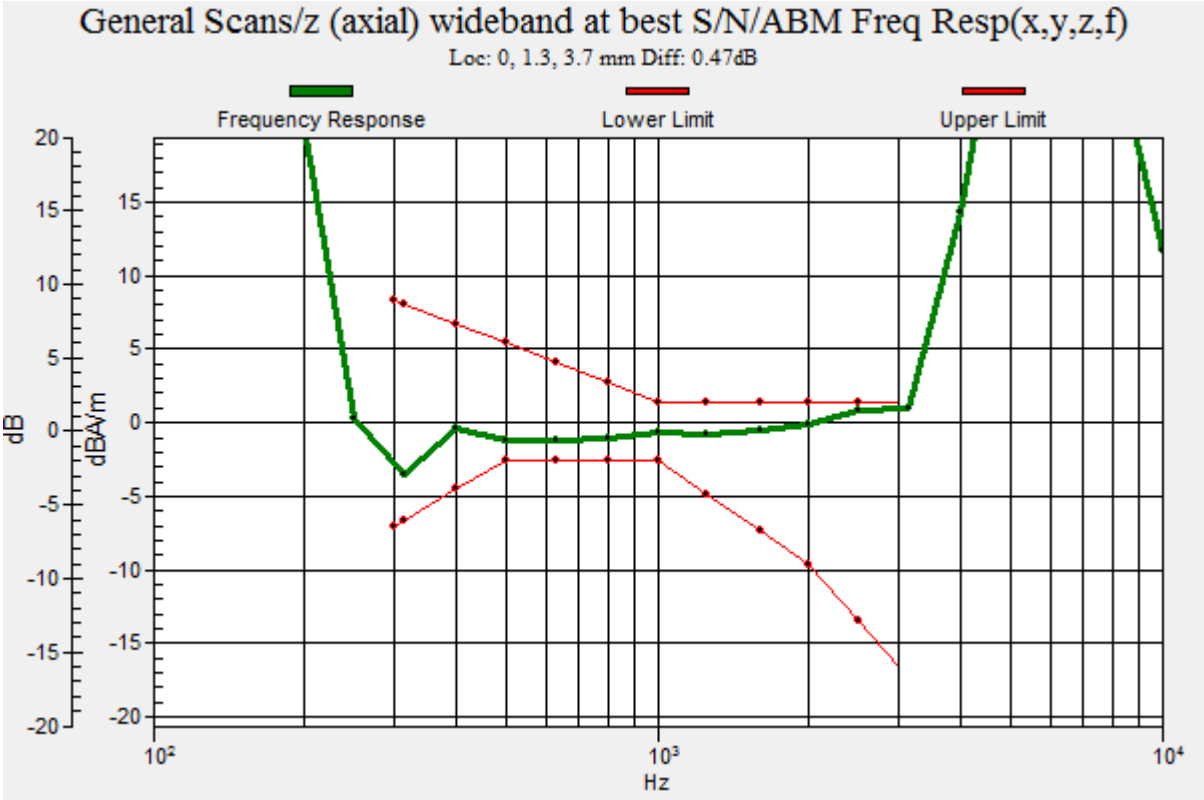
General Scans/z (axial) wideband at best S/N/ABM Freq Resp(x,y,z,f)
Loc: 0, 1.3, 3.7 mm Diff: 0.47dB
Frequency Response
Lower Limit
Upper Limit
dB
dBA/m
Hz

Date: 2021-06-08

Test Laboratory: SGS-SAR Lab

SV55216 HAC-T-Coil-LTE Band 2 1.4M QPSK 1RB0 18900CH

DUT: SV55216; Type: Smart Phone; Serial: e284d335

Communication System: UID 0, LTE-FDD BW 20MHz (0); Frequency: 1880 MHz;Duty Cycle: 1:1

Medium: Air;Medium parameters used: $\sigma = 0$ S/m, $\varepsilon_r = 1$; $\rho = 0$ kg/m^3
Phantom section: TCoil Section

DASY 5 Configuration:

- Probe: AM1DV3 - 3128; ; Calibrated: 2020-06-18
- Sensor-Surface: 0mm (Fix Surface)
- Electronics: DAE4 Sn1327; Calibrated: 2020-10-20
- Phantom: HAC Test Arch with AMCC; Type: SD HAC P01 BA;
- DASY52 52.10.4(1527); SEMCAD X 14.6.14(7483)

T-Coil scan/General Scans/y (transversal) 4.2mm 50 x 50/ABM SNR(x,y,z) (13x13x1): Measurement grid: dx=10mm, dy=10mm

ABM1/ABM2 = 30.16 dB
ABM1 comp = -9.04 dBA/m
BWC Factor = 0.15 dB
Location: 0, -8.3, 3.7 mm

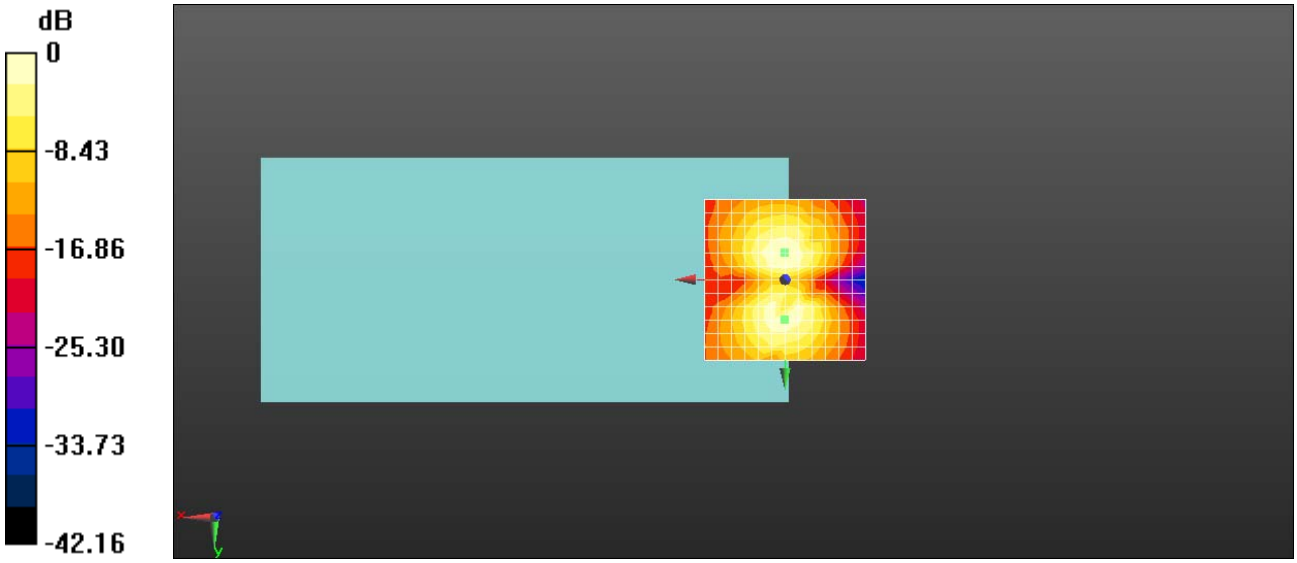

0 dB = 1.000 = 0.00 dB

Date: 2021-06-08

Test Laboratory: SGS-SAR Lab

SV55216 HAC-T-Coil-LTE Band 4 1.4M QPSK 1RB0 20175CH

DUT: SV55216; Type: Smart Phone; Serial: e284d335

Communication System: UID 0, LTE-FDD BW 20MHz (0); Frequency: 1732.5 MHz;Duty Cycle: 1:1

Medium: Air;Medium parameters used: $\sigma = 0$ S/m, $\varepsilon_r = 1$; $\rho = 0$ kg/m^3
Phantom section: TCoil Section

DASY 5 Configuration:

- Probe: AM1DV3 - 3128; ; Calibrated: 2020-06-18
- Sensor-Surface: 0mm (Fix Surface)
- Electronics: DAE4 Sn1327; Calibrated: 2020-10-20
- Phantom: HAC Test Arch with AMCC; Type: SD HAC P01 BA;
- DASY52 52.10.4(1527); SEMCAD X 14.6.14(7483)

T-Coil scan/General Scans/z (axial) 4.2mm 50 x 50/ABM SNR(x,y,z) (13x13x1):

Measurement grid: dx=10mm, dy=10mm
ABM1/ABM2 = 34.05 dB
ABM1 comp = 7.05 dBA/m
BWC Factor = 0.15 dB
Location: 0, 0, 3.7 mm

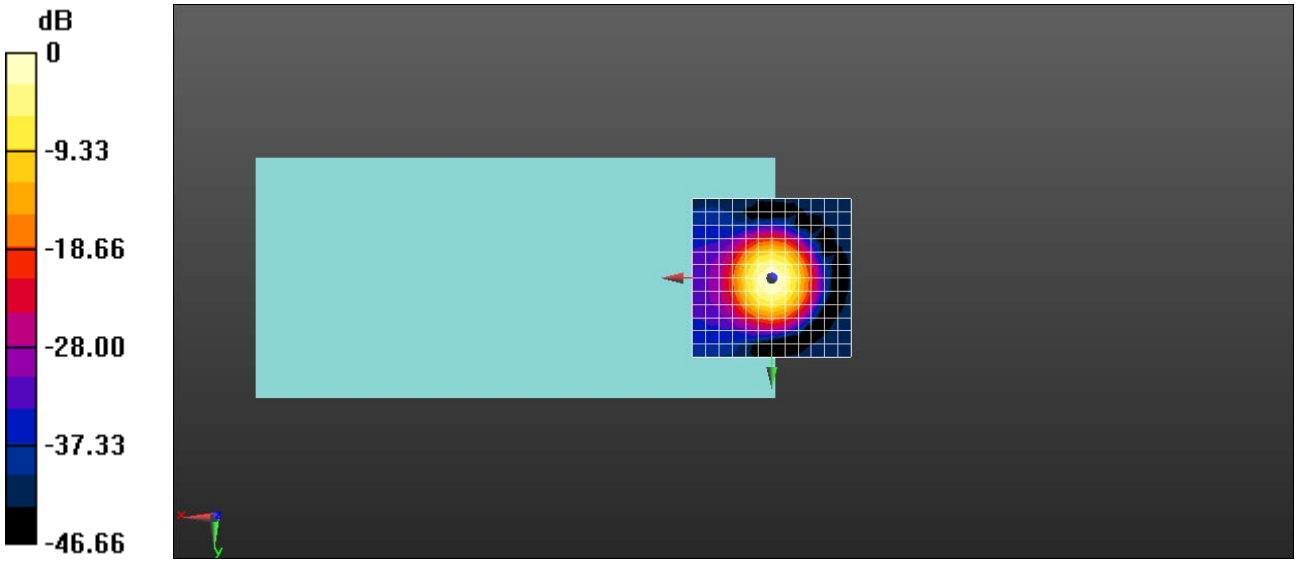

0 dB = 1.000 = 0.00 dB

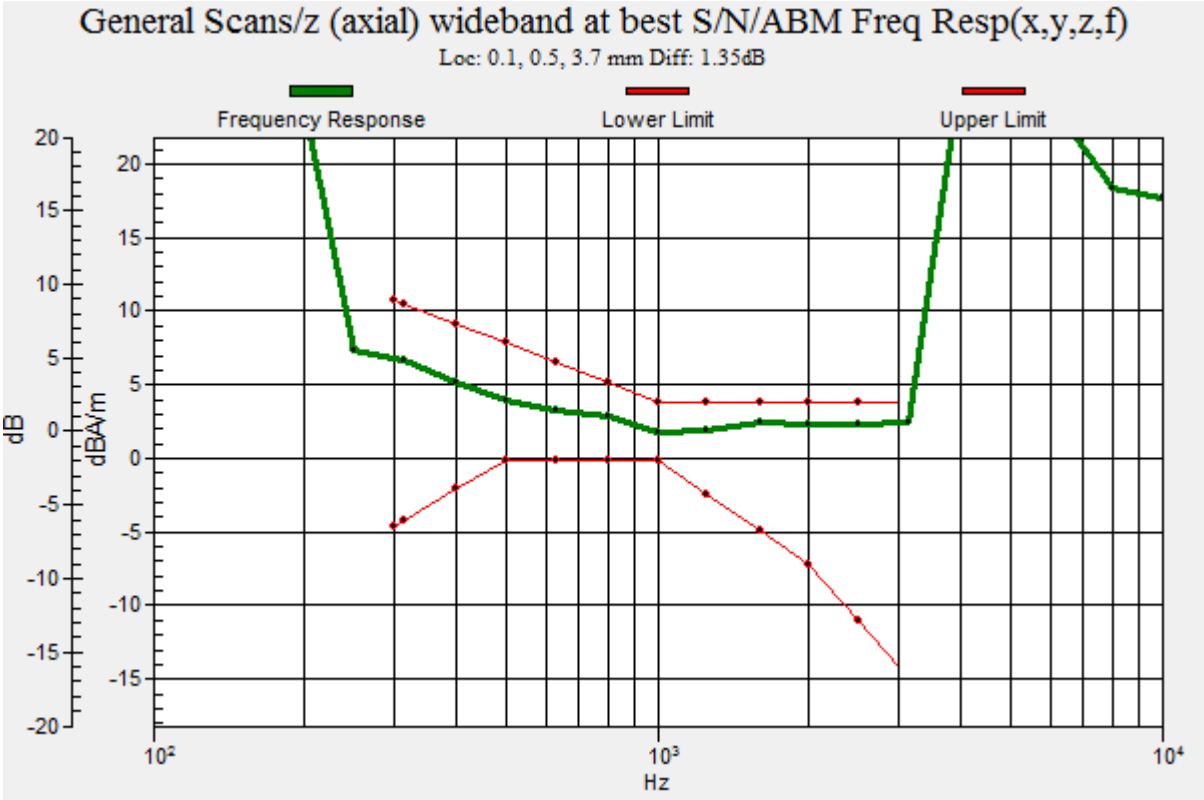
General Scans/z (axial) wideband at best S/N/ABM Freq Resp(x,y,z,f)
Loc: 0.1, 0.5, 3.7 mm Diff: 1.35dB
Frequency Response
Lower Limit
Upper Limit
dB
dBA/m
Hz

Date: 2021-06-08

Test Laboratory: SGS-SAR Lab

SV55216 HAC-T-Coil-LTE Band 4 1.4M QPSK 1RB0 20175CH

DUT: SV55216; Type: Smart Phone; Serial: e284d335

Communication System: UID 0, LTE-FDD BW 20MHz (0); Frequency: 1732.5 MHz;Duty Cycle: 1:1

Medium: Air;Medium parameters used: $\sigma = 0$ S/m, $\varepsilon_r = 1$; $\rho = 0$ kg/m^3
Phantom section: TCoil Section

DASY 5 Configuration:

- Probe: AM1DV3 - 3128; ; Calibrated: 2020-06-18
- Sensor-Surface: 0mm (Fix Surface)
- Electronics: DAE4 Sn1327; Calibrated: 2020-10-20
- Phantom: HAC Test Arch with AMCC; Type: SD HAC P01 BA;
- DASY52 52.10.4(1527); SEMCAD X 14.6.14(7483)

T-Coil scan/General Scans/y (transversal) 4.2mm 50 x 50/ABM SNR(x,y,z) (13x13x1): Measurement grid: dx=10mm, dy=10mm

ABM1/ABM2 = 37.15 dB
ABM1 comp = -1.97 dBA/m
BWC Factor = 0.15 dB
Location: 0, -8.3, 3.7 mm

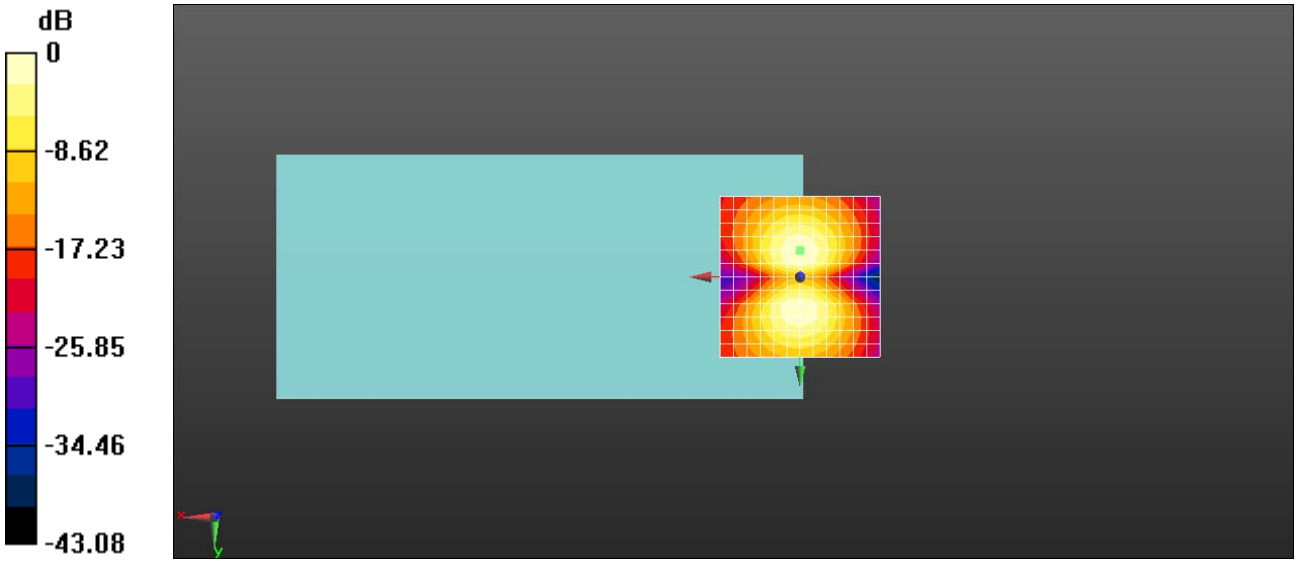

0 dB = 1.000 = 0.00 dB

Date: 2021-06-08

Test Laboratory: SGS-SAR Lab

SV55216 HAC-T-Coil-LTE Band 5 1.4M QPSK 1RB0 20525CH

DUT: SV55216; Type: Smart Phone; Serial: e284d335

Communication System: UID 0, LTE-FDD BW 10MHZ (0); Frequency: 836.5 MHz;Duty Cycle: 1:1

Medium: Air;Medium parameters used: $\sigma = 0$ S/m, $\varepsilon_r = 1$; $\rho = 0$ kg/m^3
Phantom section: TCoil Section

DASY 5 Configuration:

- Probe: AM1DV3 - 3128; ; Calibrated: 2020-06-18
- Sensor-Surface: 0mm (Fix Surface)
- Electronics: DAE4 Sn1327; Calibrated: 2020-10-20
- Phantom: HAC Test Arch with AMCC; Type: SD HAC P01 BA;
- DASY52 52.10.4(1527); SEMCAD X 14.6.14(7483)

T-Coil scan/General Scans/z (axial) 4.2mm 50 x 50/ABM SNR(x,y,z) (13x13x1):

Measurement grid: dx=10mm, dy=10mm
ABM1/ABM2 = 34.90 dB
ABM1 comp = 7.13 dBA/m
BWC Factor = 0.15 dB
Location: 0, 0, 3.7 mm



0 dB = 1.000 = 0.00 dB

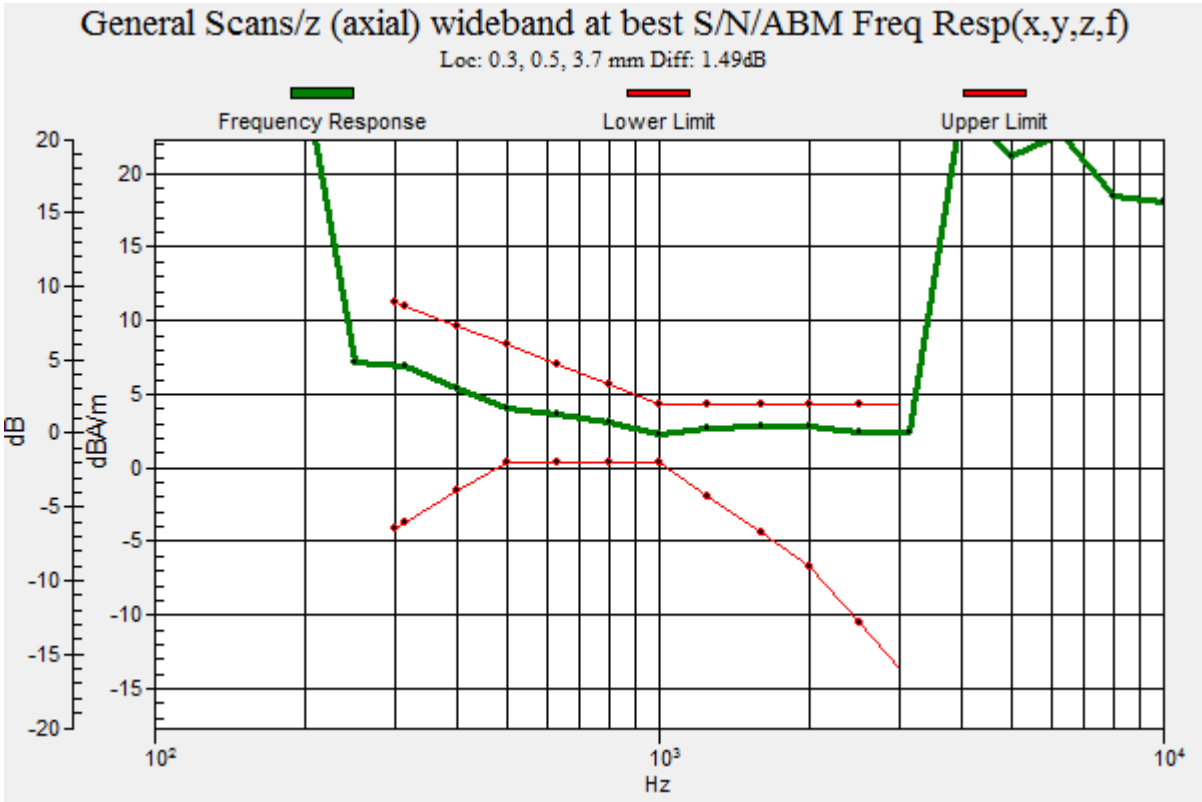
General Scans/z (axial) wideband at best S/N/ABM Freq Resp(x,y,z,f)
Loc: 0.3, 0.5, 3.7 mm Diff: 1.49dB
Frequency Response
Lower Limit
Upper Limit
dB
dBA/m
Hz

Date: 2021-06-08

Test Laboratory: SGS-SAR Lab

SV55216 HAC-T-Coil-LTE Band 5 1.4M QPSK 1RB0 20525CH

DUT: SV55216; Type: Smart Phone; Serial: e284d335

Communication System: UID 0, LTE-FDD BW 10MHZ (0); Frequency: 836.5 MHz;Duty Cycle: 1:1

Medium: Air;Medium parameters used: $\sigma = 0$ S/m, $\varepsilon_r = 1$; $\rho = 0$ kg/m^3
Phantom section: TCoil Section

DASY 5 Configuration:

- Probe: AM1DV3 - 3128; ; Calibrated: 2020-06-18
- Sensor-Surface: 0mm (Fix Surface)
- Electronics: DAE4 Sn1327; Calibrated: 2020-10-20
- Phantom: HAC Test Arch with AMCC; Type: SD HAC P01 BA;
- DASY52 52.10.4(1527); SEMCAD X 14.6.14(7483)

T-Coil scan/General Scans/y (transversal) 4.2mm 50 x 50/ABM SNR(x,y,z) (13x13x1): Measurement grid: dx=10mm, dy=10mm
ABM1/ABM2 = 34.91 dB
ABM1 comp = -1.95 dBA/m
BWC Factor = 0.15 dB
Location: 0, -8.3, 3.7 mm

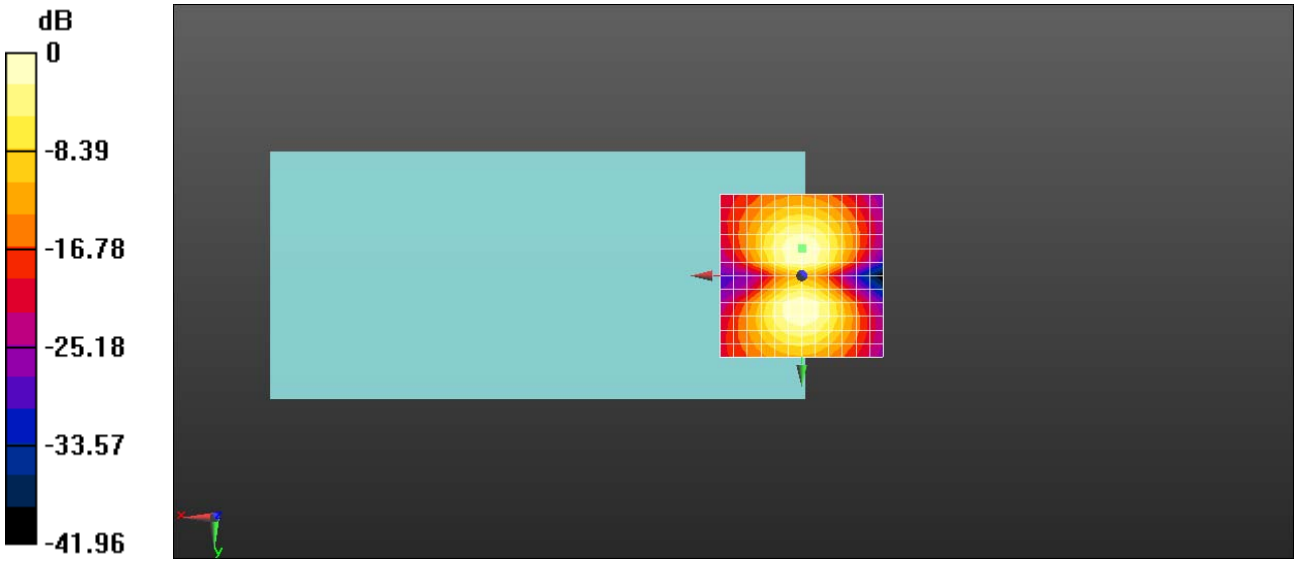

0 dB = 1.000 = 0.00 dB

Date: 2021-06-08

Test Laboratory: SGS-SAR Lab

SV55216 HAC-T-Coil-LTE Band 12 1.4M QPSK 1RB0 23095CH

DUT: SV55216; Type: Smart Phone; Serial: e284d335

Communication System: UID 0, LTE-FDD BW 10MHZ (0); Frequency: 707.5 MHz;Duty Cycle: 1:1

Medium: Air;Medium parameters used: $\sigma = 0$ S/m, $\varepsilon_r = 1$; $\rho = 0$ kg/m^3
Phantom section: TCoil Section

DASY 5 Configuration:

- Probe: AM1DV3 - 3128; ; Calibrated: 2020-06-18
- Sensor-Surface: 0mm (Fix Surface)
- Electronics: DAE4 Sn1327; Calibrated: 2020-10-20
- Phantom: HAC Test Arch with AMCC; Type: SD HAC P01 BA;
- DASY52 52.10.4(1527); SEMCAD X 14.6.14(7483)

T-Coil scan/General Scans/z(axial) 4.2mm 50 x 50/ABM SNR(x,y,z) (13x13x1):

Measurement grid: dx=10mm, dy=10mm
ABM1/ABM2 = 38.54 dB
ABM1 comp = 6.91 dBA/m
BWC Factor = 0.15 dB
Location: 0, -8.3, 3.7 mm



0 dB = 1.000 = 0.00 dB

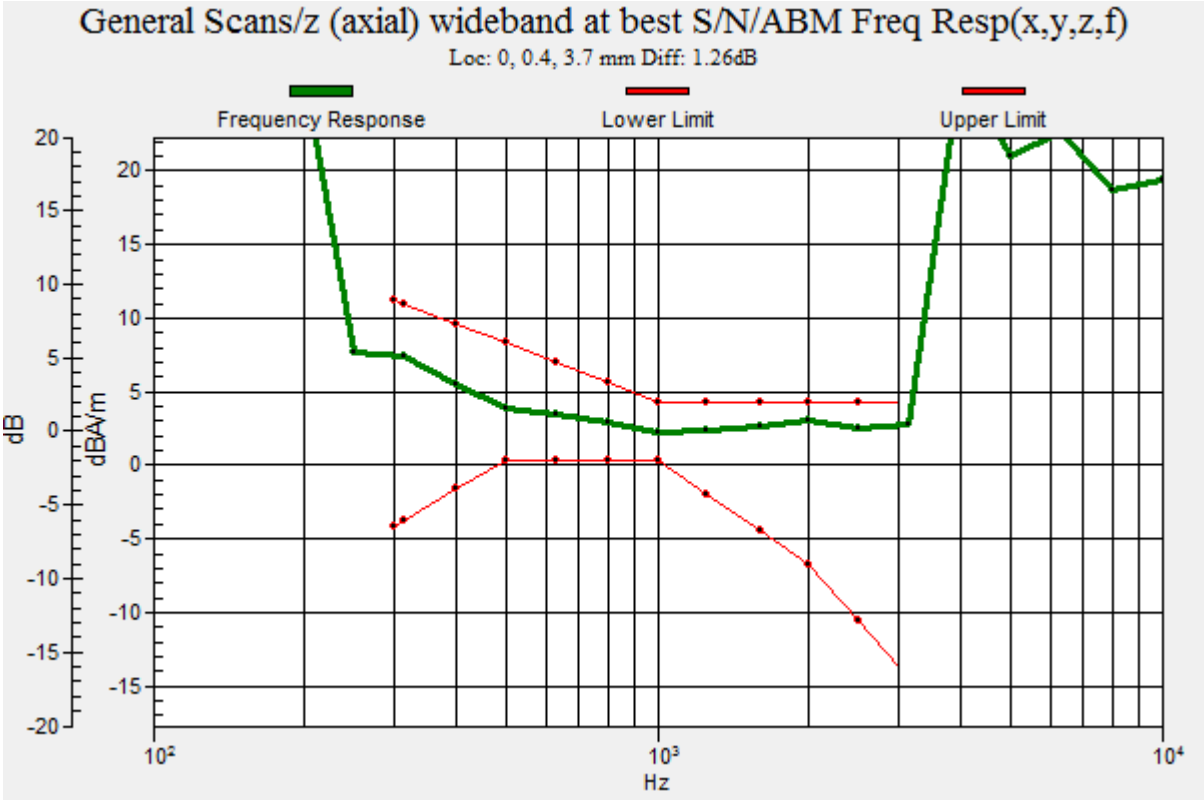
General Scans/z (axial) wideband at best S/N/ABM Freq Resp(x,y,z,f)
Loc: 0, 0.4, 3.7 mm Diff: 1.26dB
Frequency Response
Lower Limit
Upper Limit
dB
dBA/m
Hz

Date: 2021-06-08

Test Laboratory: SGS-SAR Lab

SV55216 HAC-T-Coil-LTE Band 12 1.4M QPSK 1RB0 23095CH

DUT: SV55216; Type: Smart Phone; Serial: e284d335

Communication System: UID 0, LTE-FDD BW 10MHZ (0); Frequency: 707.5 MHz;Duty Cycle: 1:1

Medium: Air;Medium parameters used: $\sigma = 0$ S/m, $\varepsilon_r = 1$; $\rho = 0$ kg/m^3
Phantom section: TCoil Section

DASY 5 Configuration:

- Probe: AM1DV3 - 3128; ; Calibrated: 2020-06-18
- Sensor-Surface: 0mm (Fix Surface)
- Electronics: DAE4 Sn1327; Calibrated: 2020-10-20
- Phantom: HAC Test Arch with AMCC; Type: SD HAC P01 BA;
- DASY52 52.10.4(1527); SEMCAD X 14.6.14(7483)

T-Coil scan/General Scans/y (transversal) 4.2mm 50 x 50/ABM SNR(x,y,z) (13x13x1): Measurement grid: dx=10mm, dy=10mm
ABM1/ABM2 = 37.69 dB
ABM1 comp = -2.02 dBA/m
BWC Factor = 0.15 dB
Location: 0, -8.3, 3.7 mm

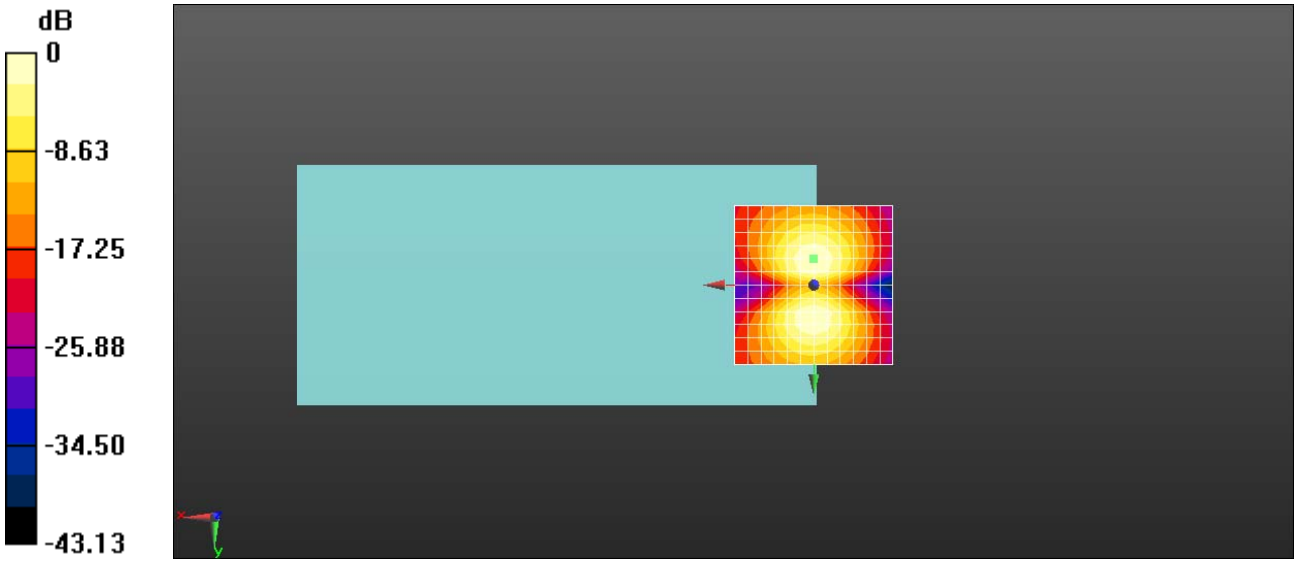

0 dB = 1.000 = 0.00 dB

Date: 2021-06-08

Test Laboratory: SGS-SAR Lab

SV55216 HAC-T-Coil-LTE Band 66 1.4M QPSK 1RB0 132322CH

DUT: SV55216; Type: Smart Phone; Serial: e284d335

Communication System: UID 0, LTE-FDD BW 20MHz (0); Frequency: 1745 MHz;Duty Cycle: 1:1

Medium: Air;Medium parameters used: $\sigma = 0$ S/m, $\varepsilon_r = 1$; $\rho = 0$ kg/m^3
Phantom section: TCoil Section

DASY 5 Configuration:

- Probe: AM1DV3 - 3128; ; Calibrated: 2020-06-18
- Sensor-Surface: 0mm (Fix Surface)
- Electronics: DAE4 Sn1327; Calibrated: 2020-10-20
- Phantom: HAC Test Arch with AMCC; Type: SD HAC P01 BA;
- DASY52 52.10.4(1527); SEMCAD X 14.6.14(7483)

T-Coil scan/General Scans/z (axial) 4.2mm 50 x 50/ABM SNR(x,y,z) (13x13x1):

Measurement grid: dx=10mm, dy=10mm
ABM1/ABM2 = 36.58 dB
ABM1 comp = 6.91 dBA/m
BWC Factor = 0.15 dB
Location: 0, 0, 3.7 mm

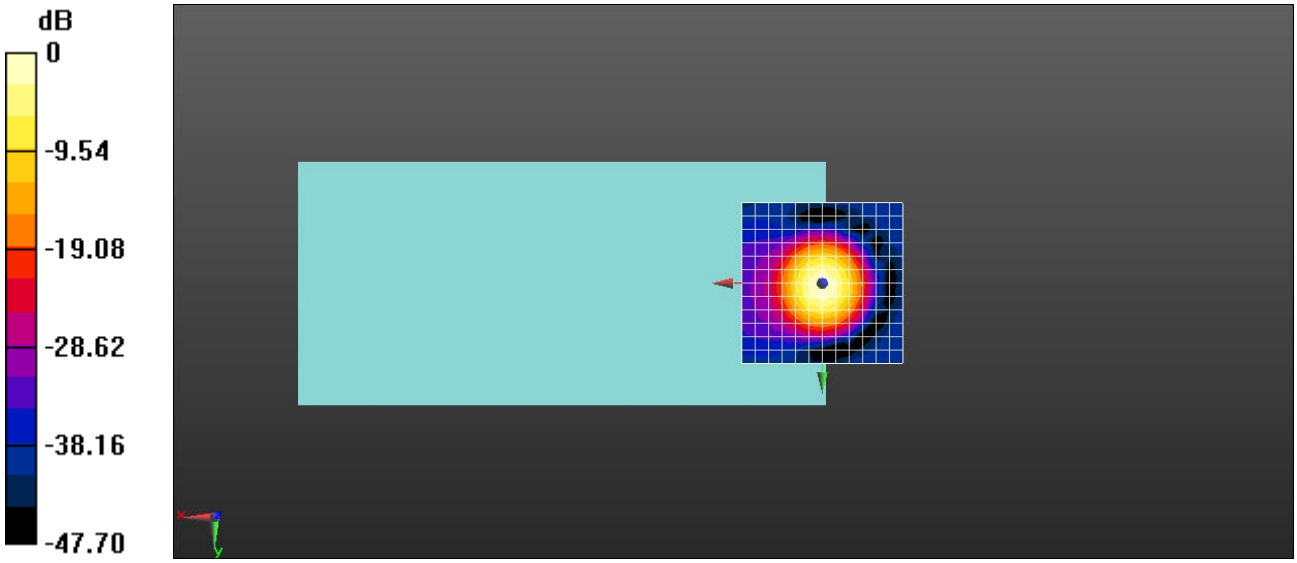

0 dB = 1.000 = 0.00 dB

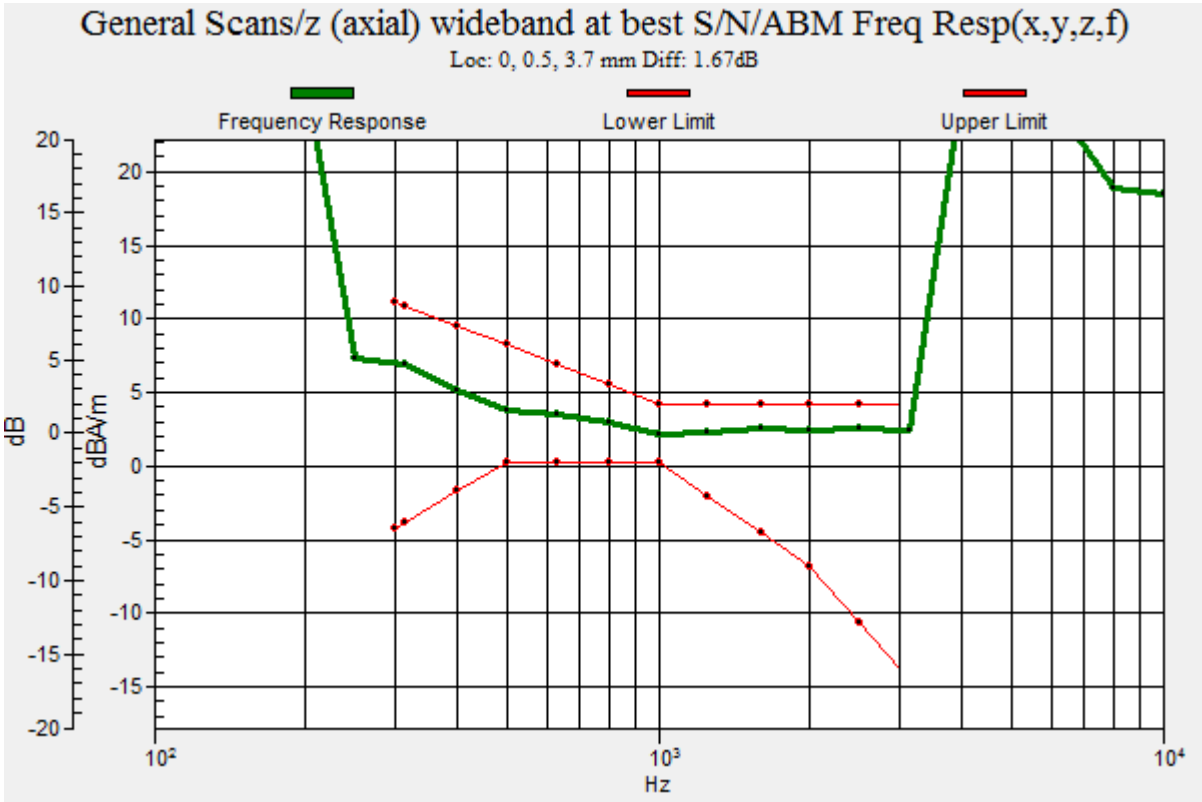
General Scans/z (axial) wideband at best S/N/ABM Freq Resp(x,y,z,f)
Loc: 0, 0.5, 3.7 mm Diff: 1.67dB
Frequency Response
Lower Limit
Upper Limit
dB
dBA/m
Hz

Date: 2021-06-08

Test Laboratory: SGS-SAR Lab

SV55216 HAC-T-Coil-LTE Band 66 1.4M QPSK 1RB0 132322CH

DUT: SV55216; Type: Smart Phone; Serial: e284d335

Communication System: UID 0, LTE-FDD BW 20MHz (0); Frequency: 1745 MHz;Duty Cycle: 1:1

Medium: Air;Medium parameters used: $\sigma = 0$ S/m, $\varepsilon_r = 1$; $\rho = 0$ kg/m^3
Phantom section: TCoil Section

DASY 5 Configuration:

- Probe: AM1DV3 - 3128; ; Calibrated: 2020-06-18
- Sensor-Surface: 0mm (Fix Surface)
- Electronics: DAE4 Sn1327; Calibrated: 2020-10-20
- Phantom: HAC Test Arch with AMCC; Type: SD HAC P01 BA;
- DASY52 52.10.4(1527); SEMCAD X 14.6.14(7483)

T-Coil scan/General Scans/y (transversal) 4.2mm 50 x 50/ABM SNR(x,y,z) (13x13x1): Measurement grid: dx=10mm, dy=10mm
ABM1/ABM2 = 35.35 dB
ABM1 comp = -3.55 dBA/m
BWC Factor = 0.15 dB
Location: 0, -8.3, 3.7 mm

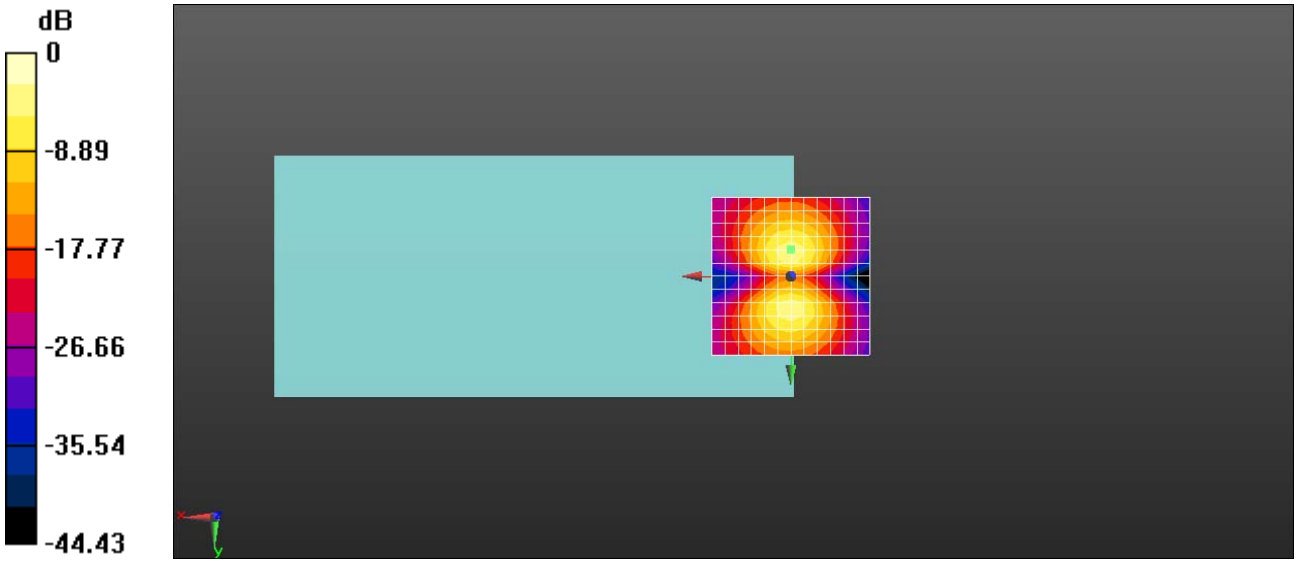

0 dB = 1.000 = 0.00 dB

Date: 2021-06-08

Test Laboratory: SGS-SAR Lab

SV55216 HAC-T-Coil-LTE Band 71 5M QPSK 1RB0 133297CH

DUT: SV55216; Type: Smart Phone; Serial: e284d335

Communication System: UID 0, LTE-FDD BW 20MHz (0); Frequency: 680.5 MHz;Duty Cycle: 1:1

Medium: Air;Medium parameters used: $\sigma = 0$ S/m, $\varepsilon_r = 1$; $\rho = 0$ kg/m^3
Phantom section: TCoil Section

DASY 5 Configuration:

- Probe: AM1DV3 - 3128; ; Calibrated: 2020-06-18
- Sensor-Surface: 0mm (Fix Surface)
- Electronics: DAE4 Sn1327; Calibrated: 2020-10-20
- Phantom: HAC Test Arch with AMCC; Type: SD HAC P01 BA;
- DASY52 52.10.4(1527); SEMCAD X 14.6.14(7483)

T-Coil scan/General Scans/z (axial) 4.2mm 50 x 50/ABM SNR(x,y,z) (13x13x1):

Measurement grid: dx=10mm, dy=10mm
ABM1/ABM2 = 37.71 dB
ABM1 comp = 6.93 dBA/m
BWC Factor = 0.15 dB
Location: 0, 0, 3.7 mm

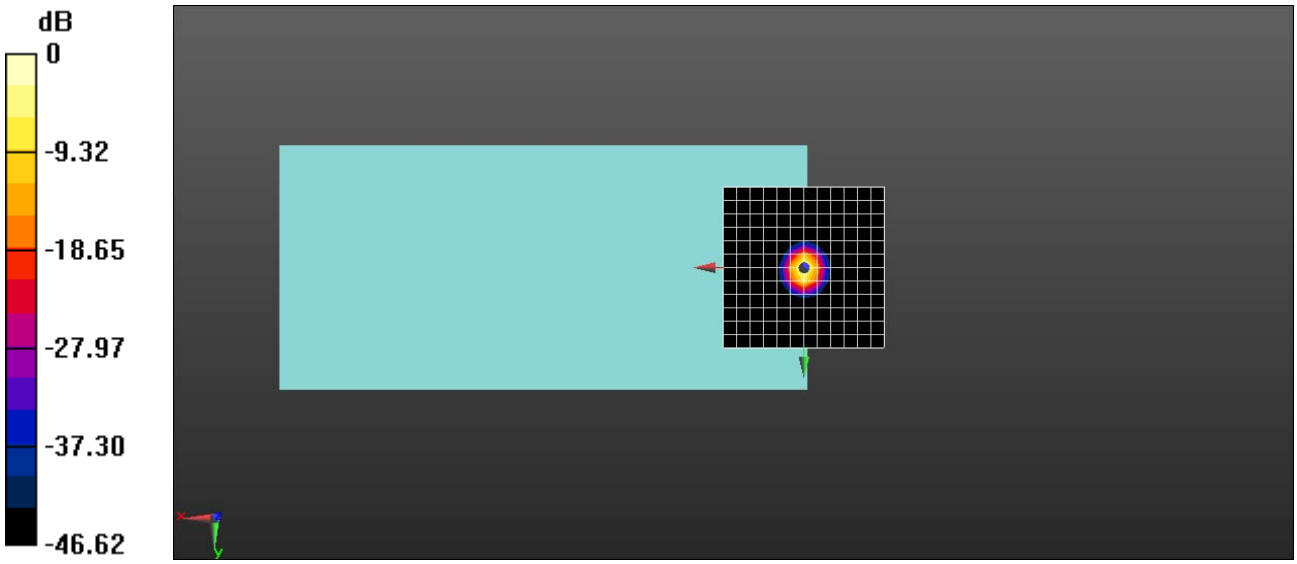

0 dB = 1.000 = 0.00 dB

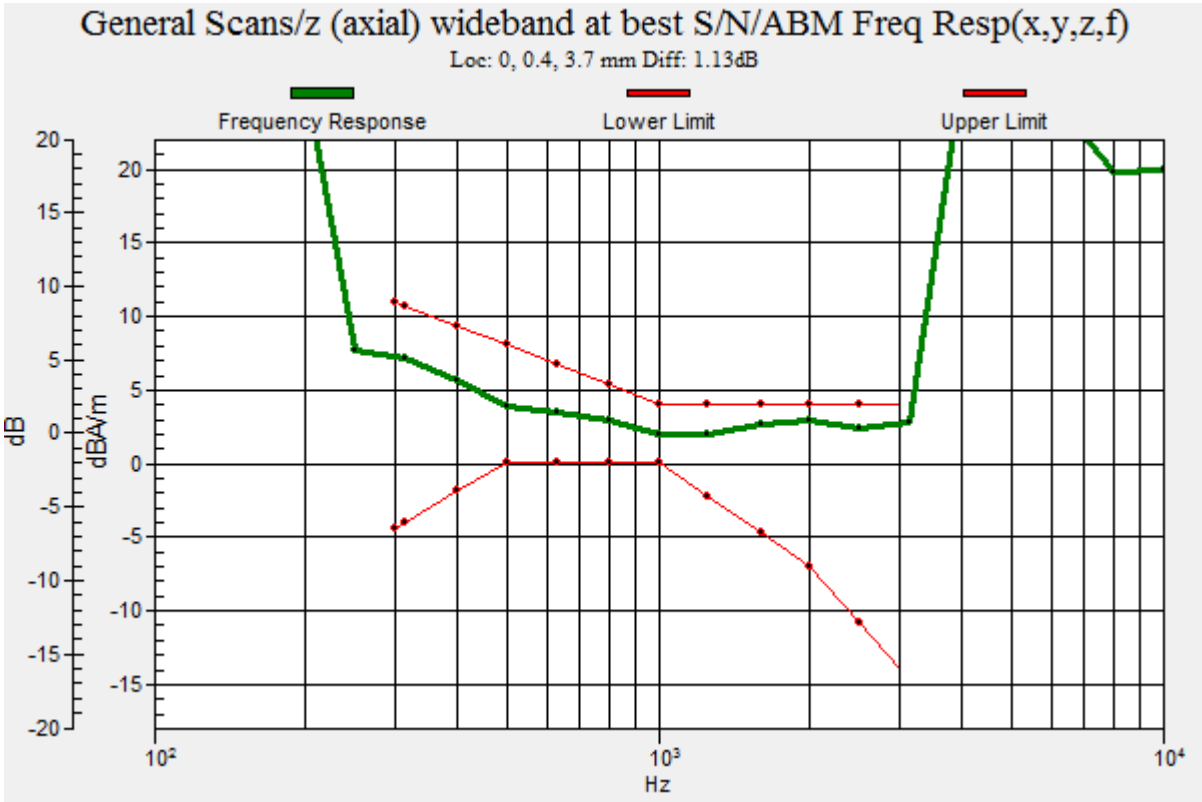
General Scans/z (axial) wideband at best S/N/ABM Freq Resp(x,y,z,f)
Loc: 0, 0.4, 3.7 mm Diff: 1.13dB
Frequency Response
Lower Limit
Upper Limit
dB
dBA/m
Hz

Date: 2021-06-08

Test Laboratory: SGS-SAR Lab

SV55216 HAC-T-Coil-LTE Band 71 5M QPSK 1RB0 133297CH

DUT: SV55216; Type: Smart Phone; Serial: e284d335

Communication System: UID 0, LTE-FDD BW 20MHz (0); Frequency: 680.5 MHz;Duty Cycle: 1:1

Medium: Air;Medium parameters used: $\sigma = 0$ S/m, $\varepsilon_r = 1$; $\rho = 0$ kg/m^3
Phantom section: TCoil Section

DASY 5 Configuration:

- Probe: AM1DV3 - 3128; ; Calibrated: 2020-06-18
- Sensor-Surface: 0mm (Fix Surface)
- Electronics: DAE4 Sn1327; Calibrated: 2020-10-20
- Phantom: HAC Test Arch with AMCC; Type: SD HAC P01 BA;
- DASY52 52.10.4(1527); SEMCAD X 14.6.14(7483)

T-Coil scan/General Scans/y (transversal) 4.2mm 50 x 50/ABM SNR(x,y,z) (13x13x1): Measurement grid: dx=10mm, dy=10mm

ABM1/ABM2 = 36.30 dB
ABM1 comp = -1.90 dBA/m
BWC Factor = 0.15 dB
Location: 0, -8.3, 3.7 mm

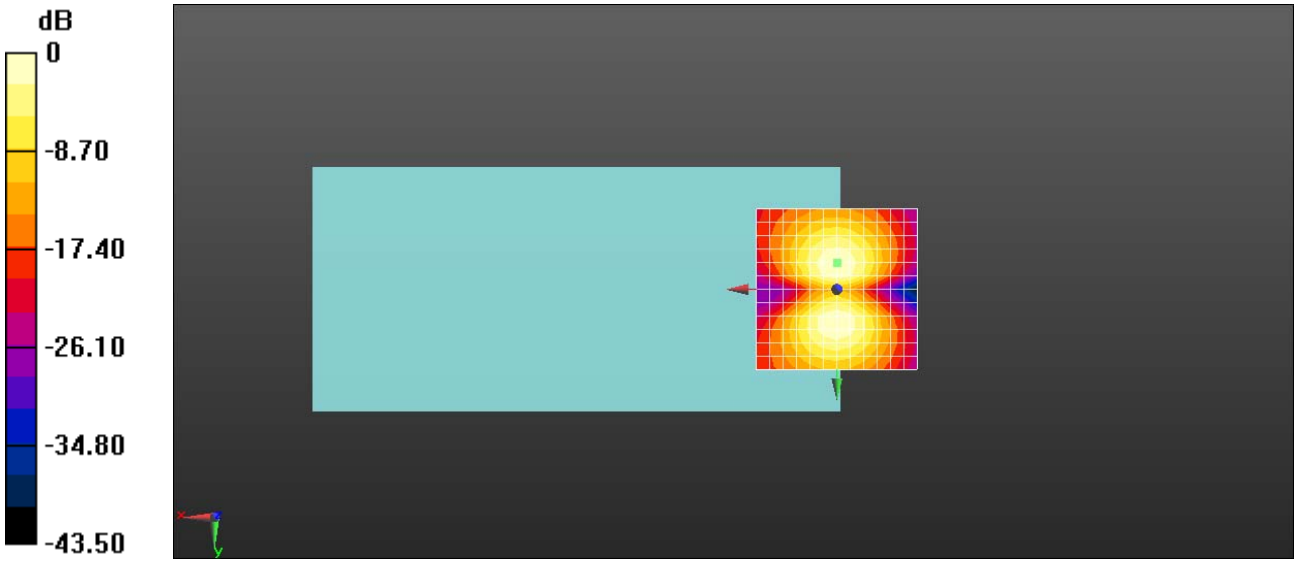

0 dB = 1.000 = 0.00 dB

Date: 2021-06-09

Test Laboratory: SGS-SAR Lab

SV55216 HAC-T-Coil-LTE Band 41 PC3 5M QPSK 1RB0 40620CH

DUT: SV55216; Type: Smart Phone; Serial: e284d335

Communication System: UID 0, LTE-TDD BW 20MHz (0); Frequency: 2593 MHz;Duty Cycle: 1:1.57906

Medium: Air;Medium parameters used: $\sigma = 0$ S/m, $\varepsilon_r = 1$; $\rho = 0$ kg/m^3
Phantom section: TCoil Section

DASY 5 Configuration:

- Probe: AM1DV3 - 3128; ; Calibrated: 2020-06-18
- Sensor-Surface: 0mm (Fix Surface)
- Electronics: DAE4 Sn1327; Calibrated: 2020-10-20
- Phantom: HAC Test Arch with AMCC; Type: SD HAC P01 BA;
- DASY52 52.10.4(1527); SEMCAD X 14.6.14(7483)

T-Coil scan/General Scans/z (axial) 4.2mm 50 x 50/ABM SNR(x,y,z) (13x13x1):

Measurement grid: dx=10mm, dy=10mm
ABM1/ABM2 = 30.17 dB
ABM1 comp = 3.95 dBA/m
BWC Factor = 0.15 dB
Location: 0, 0, 3.7 mm

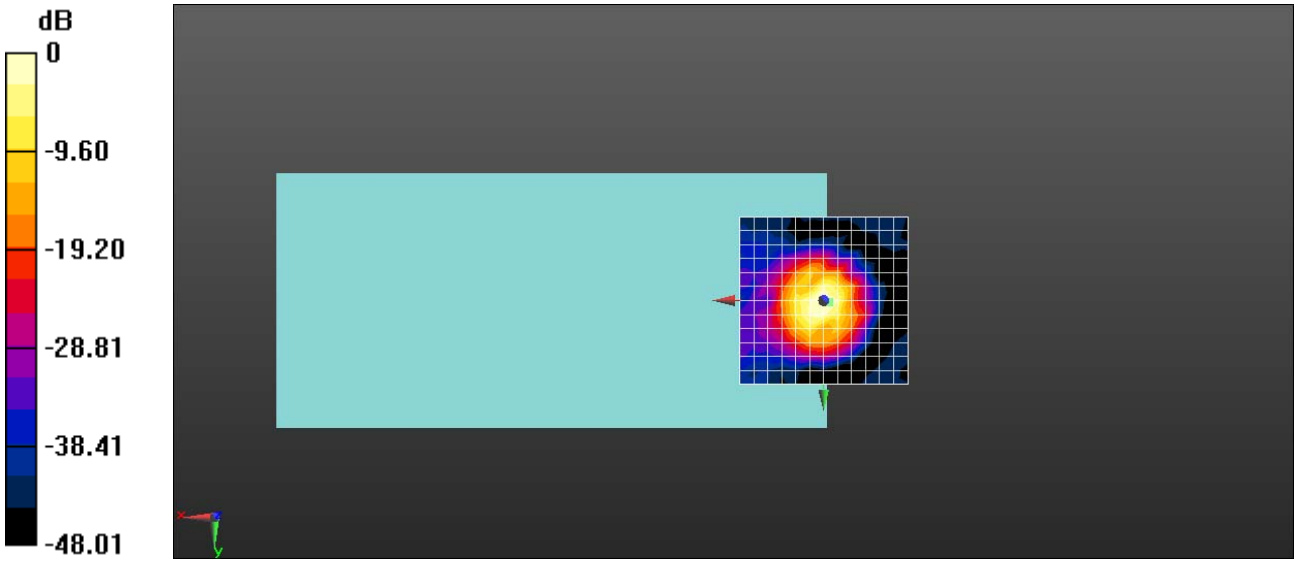

0 dB = 1.000 = 0.00 dB

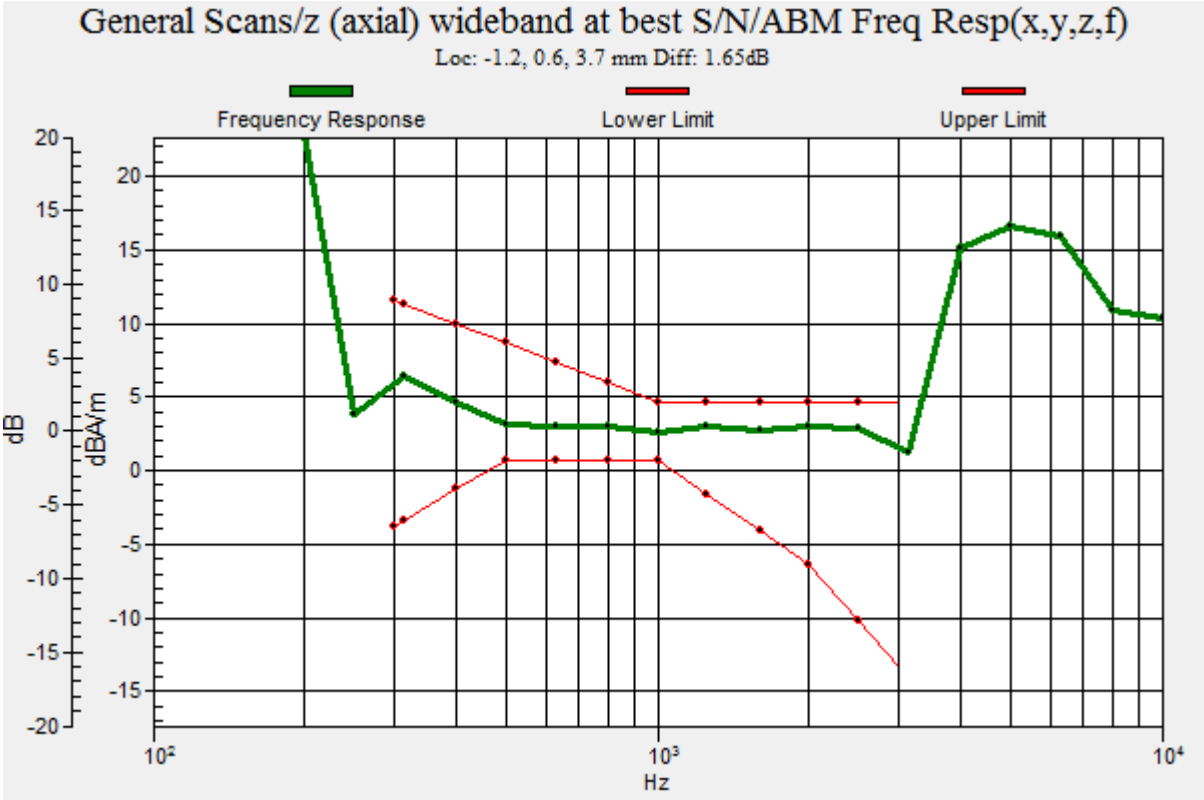
General Scans/z (axial) wideband at best S/N/ABM Freq Resp(x,y,z,f)
Loc: -1.2, 0.6, 3.7 mm Diff: 1.65dB
Frequency Response
Lower Limit
Upper Limit
dB
dBA/m
Hz

Date: 2021-06-09

Test Laboratory: SGS-SAR Lab

SV55216 HAC-T-Coil-LTE Band 41 PC3 5M QPSK 1RB0 40620CH

DUT: SV55216; Type: Smart Phone; Serial: e284d335

Communication System: UID 0, LTE-TDD BW 20MHz (0); Frequency: 2593 MHz;Duty Cycle: 1:1.57906

Medium: Air;Medium parameters used: $\sigma = 0$ S/m, $\varepsilon_r = 1$; $\rho = 0$ kg/m^3
Phantom section: TCoil Section

DASY 5 Configuration:

- Probe: AM1DV3 - 3128; ; Calibrated: 2020-06-18
- Sensor-Surface: 0mm (Fix Surface)
- Electronics: DAE4 Sn1327; Calibrated: 2020-10-20
- Phantom: HAC Test Arch with AMCC; Type: SD HAC P01 BA;
- DASY52 52.10.4(1527); SEMCAD X 14.6.14(7483)

T-Coil scan/General Scans/y (transversal) 4.2mm 50 x 50/ABM SNR(x,y,z) (13x13x1): Measurement grid: dx=10mm, dy=10mm

ABM1/ABM2 = 27.96 dB
ABM1 comp = -6.22 dBA/m
BWC Factor = 0.15 dB
Location: -4.2, -8.3, 3.7 mm

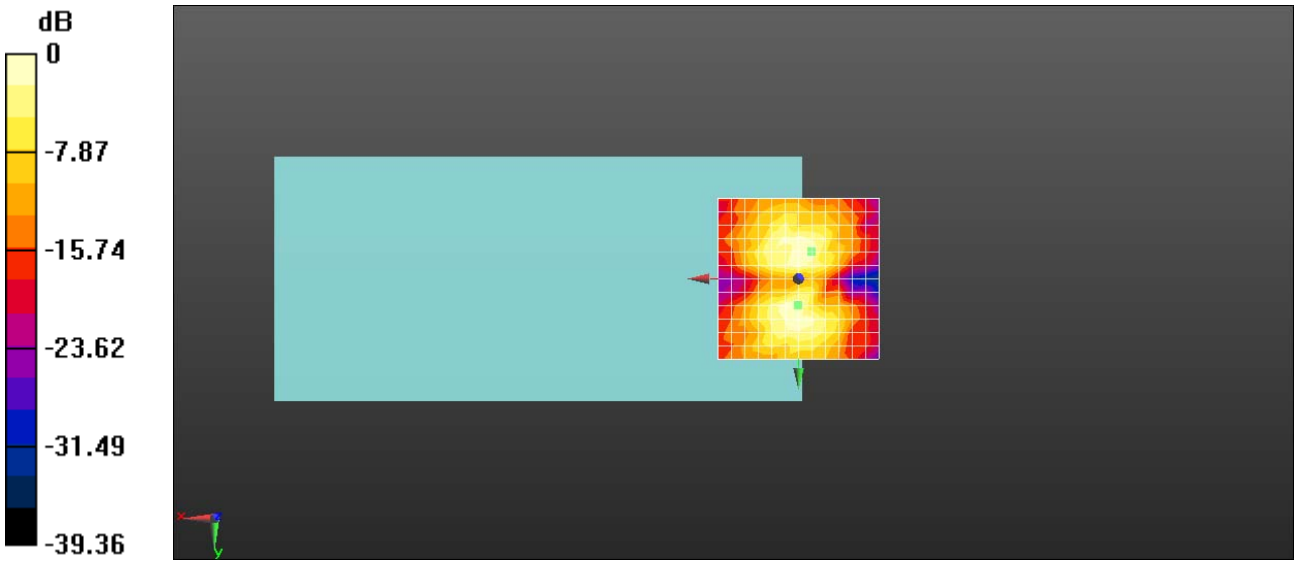

0 dB = 1.000 = 0.00 dB

Date: 2021-06-09

Test Laboratory: SGS-SAR Lab

SV55216 HAC-T-Coil-LTE Band 41 PC3 5M QPSK 1RB0 40620CH

DUT: SV55216; Type: Smart Phone; Serial: e284d335

Communication System: UID 0, LTE-TDD BW 20MHz (0); Frequency: 2593 MHz;Duty Cycle: 1:1.57906

Medium: Air;Medium parameters used: $\sigma = 0$ S/m, $\varepsilon_r = 1$; $\rho = 0$ kg/m^3
Phantom section: TCoil Section

DASY 5 Configuration:

- Probe: AM1DV3 - 3128; ; Calibrated: 2020-06-18
- Sensor-Surface: 0mm (Fix Surface)
- Electronics: DAE4 Sn1327; Calibrated: 2020-10-20
- Phantom: HAC Test Arch with AMCC; Type: SD HAC P01 BA;
- DASY52 52.10.4(1527); SEMCAD X 14.6.14(7483)

T-Coil scan/General Scans/z (axial) 4.2mm 50 x 50/ABM SNR(x,y,z) (13x13x1):

Measurement grid: dx=10mm, dy=10mm
ABM1/ABM2 = 26.30 dB
ABM1 comp = -0.69 dBA/m
BWC Factor = 0.15 dB
Location: 0, 0, 3.7 mm

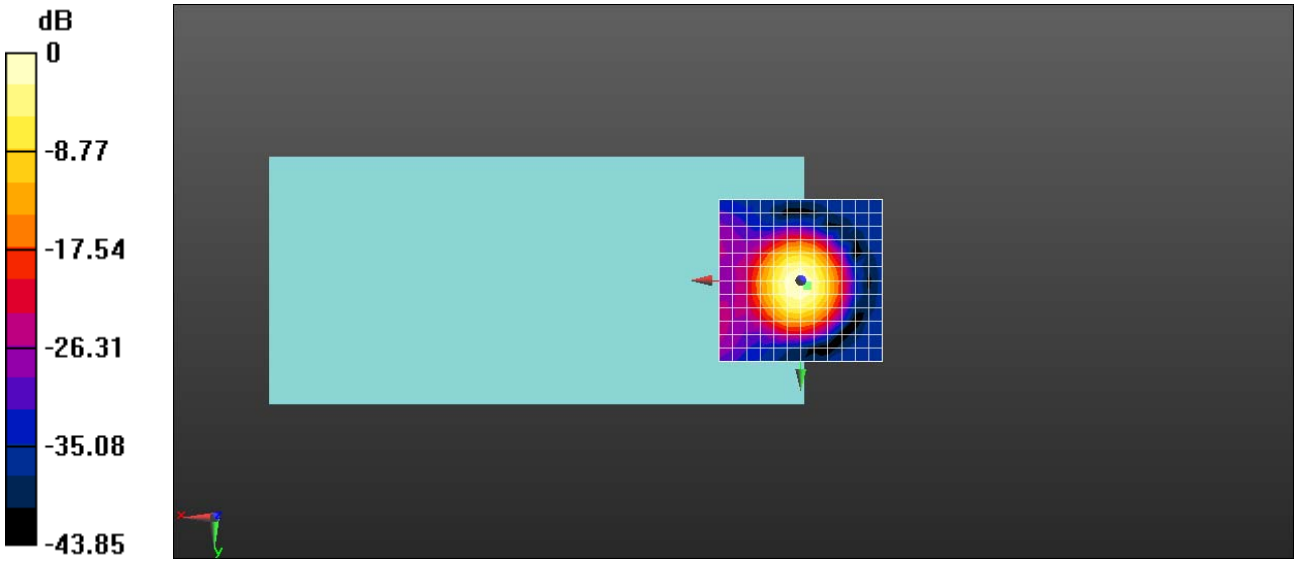

0 dB = 1.000 = 0.00 dB

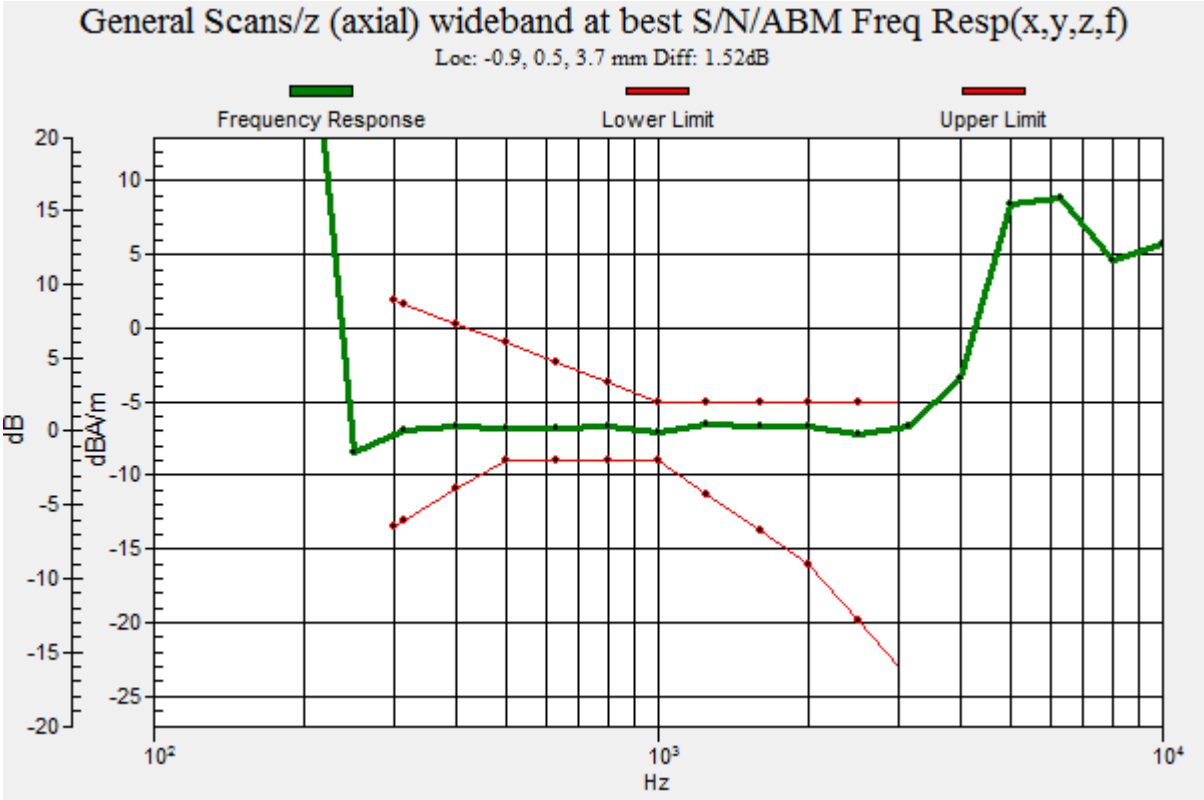
General Scans/z (axial) wideband at best S/N/ABM Freq Resp(x,y,z,f)
Loc: -0.9, 0.5, 3.7 mm Diff: 1.52dB
Frequency Response
Lower Limit
Upper Limit
dB
dBA/m
Hz

Date: 2021-06-09

Test Laboratory: SGS-SAR Lab

SV55216 HAC-T-Coil-LTE Band 41 PC3 5M QPSK 1RB0 40620CH

DUT: SV55216; Type: Smart Phone; Serial: e284d335

Communication System: UID 0, LTE-TDD BW 20MHz (0); Frequency: 2593 MHz;Duty Cycle: 1:1.57906

Medium: Air;Medium parameters used: $\sigma = 0$ S/m, $\varepsilon_r = 1$; $\rho = 0$ kg/m^3
Phantom section: TCoil Section

DASY 5 Configuration:

- Probe: AM1DV3 - 3128; ; Calibrated: 2020-06-18
- Sensor-Surface: 0mm (Fix Surface)
- Electronics: DAE4 Sn1327; Calibrated: 2020-10-20
- Phantom: HAC Test Arch with AMCC; Type: SD HAC P01 BA;
- DASY52 52.10.4(1527); SEMCAD X 14.6.14(7483)

T-Coil scan/General Scans/y (transversal) 4.2mm 50 x 50/ABM SNR(x,y,z) (13x13x1): Measurement grid: dx=10mm, dy=10mm

ABM1/ABM2 = 30.64 dB
ABM1 comp = -10.02 dBA/m
BWC Factor = 0.15 dB
Location: 4.2, -8.3, 3.7 mm

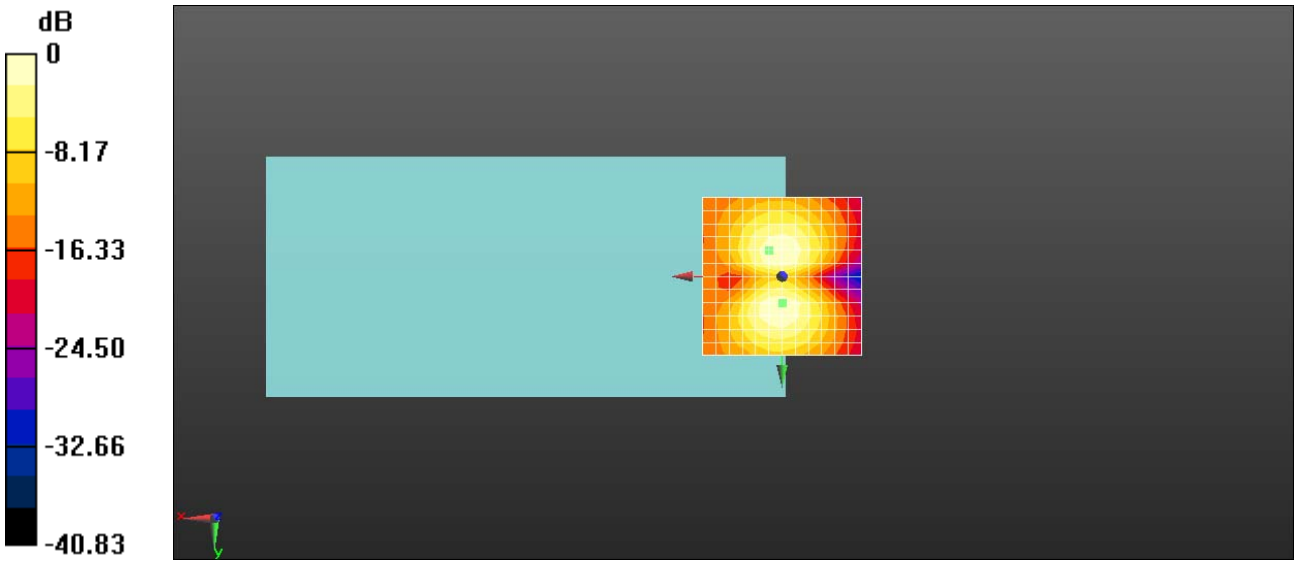

0 dB = 1.000 = 0.00 dB

Date: 2021-05-30

Test Laboratory: SGS-SAR Lab

SV55216 HAC-T-Coil-WiFi 2.4G 802.11b 6CH

DUT: SV55216; Type: Smart Phone; Serial: e284d335

Communication System: UID 0, WI-FI(2.4GHz) (0); Frequency: 2437 MHz;Duty Cycle: 1:1

Medium: Air;Medium parameters used: $\sigma = 0$ S/m, $\varepsilon_r = 1$; $\rho = 0$ kg/m^3
Phantom section: TCoil Section

DASY 5 Configuration:

- Probe: AM1DV3 - 3128; ; Calibrated: 2020-06-18
- Sensor-Surface: 0mm (Fix Surface)
- Electronics: DAE4 Sn1327; Calibrated: 2020-10-20
- Phantom: HAC Test Arch with AMCC; Type: SD HAC P01 BA;
- DASY52 52.10.4(1527); SEMCAD X 14.6.14(7483)

T-Coil scan/General Scans/z (axial) 4.2mm 50 x 50/ABM SNR(x,y,z) (13x13x1):

Measurement grid: dx=10mm, dy=10mm
ABM1/ABM2 = 26.71 dB
ABM1 comp = -0.64 dBA/m
BWC Factor = 0.15 dB
Location: 0, 0, 3.7 mm



0 dB = 1.000 = 0.00 dB

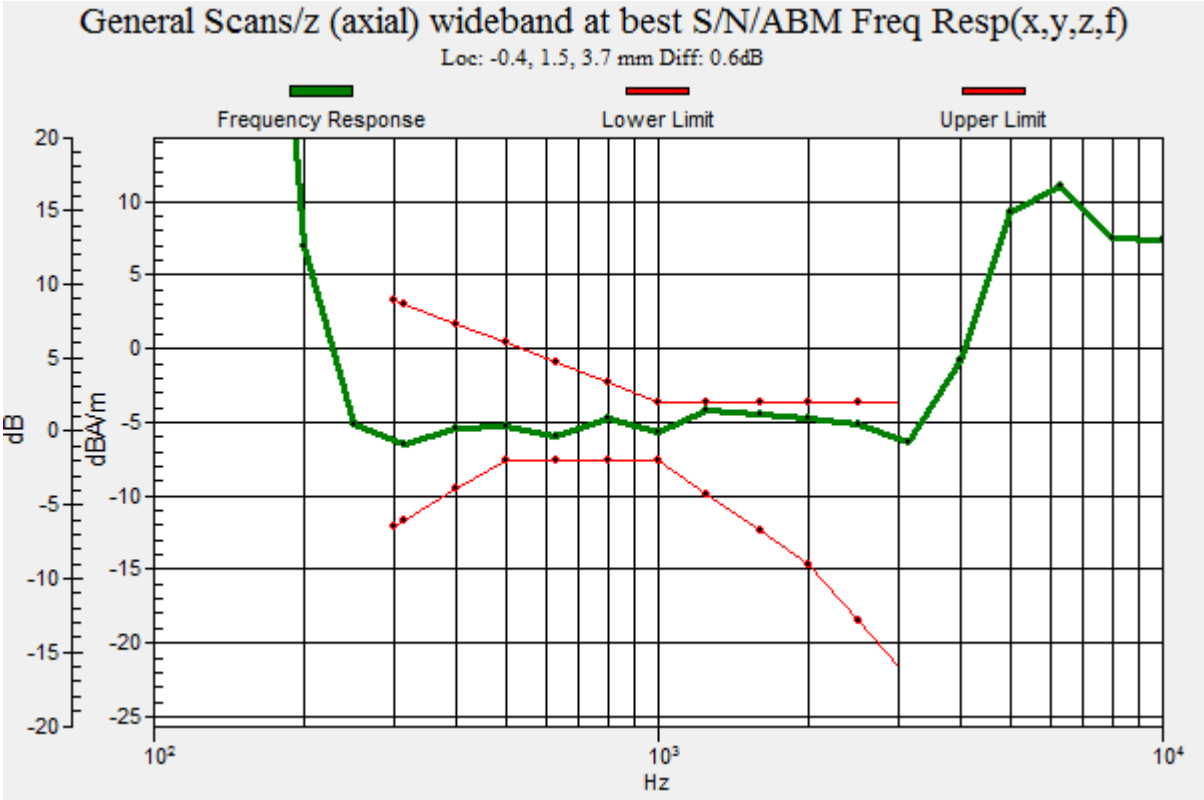
General Scans/z (axial) wideband at best S/N/ABM Freq Resp(x,y,z,f)
Loc: -0.4, 1.5, 3.7 mm Diff: 0.6dB
Frequency Response
Lower Limit
Upper Limit
dB
dBA/m
Hz

Date: 2021-05-30

Test Laboratory: SGS-SAR Lab

SV55216 HAC-T-Coil-WiFi 2.4G 802.11b 6CH

DUT: SV55216; Type: Smart Phone; Serial: e284d335

Communication System: UID 0, WI-FI(2.4GHz) (0); Frequency: 2437 MHz;Duty Cycle: 1:1

Medium: Air;Medium parameters used: $\sigma = 0$ S/m, $\varepsilon_r = 1$; $\rho = 0$ kg/m^3
Phantom section: TCoil Section

DASY 5 Configuration:

- Probe: AM1DV3 - 3128; ; Calibrated: 2020-06-18
- Sensor-Surface: 0mm (Fix Surface)
- Electronics: DAE4 Sn1327; Calibrated: 2020-10-20
- Phantom: HAC Test Arch with AMCC; Type: SD HAC P01 BA;
- DASY52 52.10.4(1527); SEMCAD X 14.6.14(7483)

T-Coil scan/General Scans/y (transversal) 4.2mm 50 x 50/ABM SNR(x,y,z) (13x13x1): Measurement grid: dx=10mm, dy=10mm

ABM1/ABM2 = 25.23 dB
ABM1 comp = -11.03 dBA/m
BWC Factor = 0.15 dB
Location: -4.2, -4.2, 3.7 mm



0 dB = 1.000 = 0.00 dB