Appendix B

Detailed Test Results

GSM850 for Head, Body
GSM1900 for Head, Body
WCDMA Band II for Head, Body
WCDMA Band IV for Head, Body
WCDMA Band V for Head, Body
LTE Band 12 for Head, Body
LTE Band 25 for Head, Body
LTE Band 26 for Head, Body
LTE Band 41 for Head, Body
LTE Band 66 for Head, Body
LTE Band 71 for Head, Body
WIFI 2.4G for Head, Body
BT for Head, Body

Date: 2023/3/7

Test Laboratory: SGS-SAR Lab

U696CL GSM 850 GSM 190CH Right cheek

DUT: U696CL; Type: smart phone; Serial: 35004938

Communication System: UID 0, GSM Only Communication System (0); Frequency: 836.6 MHz;Duty Cycle: 1:8.3

Medium: HSL835;Medium parameters used: f = 837 MHz; σ = 0.886 S/m; ε_r = 43.042; ρ = 1000 kg/m^3
Phantom section: Right Section

DASY 5 Configuration:

- Probe: EX3DV4 - SN3789; ConvF(8.76, 8.76, 8.76); Calibrated: 2022/9/30
- Sensor-Surface: 1.4mm (Mechanical Surface Detection)
- Electronics: DAE4 Sn896; Calibrated: 2022/3/24
- Phantom: SAM 4; Type: SAM; Serial: 1913
- DASY52 52.10.4(1527); SEMCAD X 14.6.14(7483)

Configuration/Head/Area Scan (8x14x1): Measurement grid: dx=15mm, dy=15mm
Maximum value of SAR (measured) = 0.538 W/kg

Configuration/Head/Zoom Scan (5x5x7)/Cube 0: Measurement grid: dx=8mm, dy=8mm, dz=5mm
Reference Value = 6.949 V/m; Power Drift = -0.05 dB
Peak SAR (extrapolated) = 0.598 W/kg
SAR(1 g) = 0.430 W/kg; SAR(10 g) = 0.322 W/kg
Maximum value of SAR (measured) = 0.529 W/kg

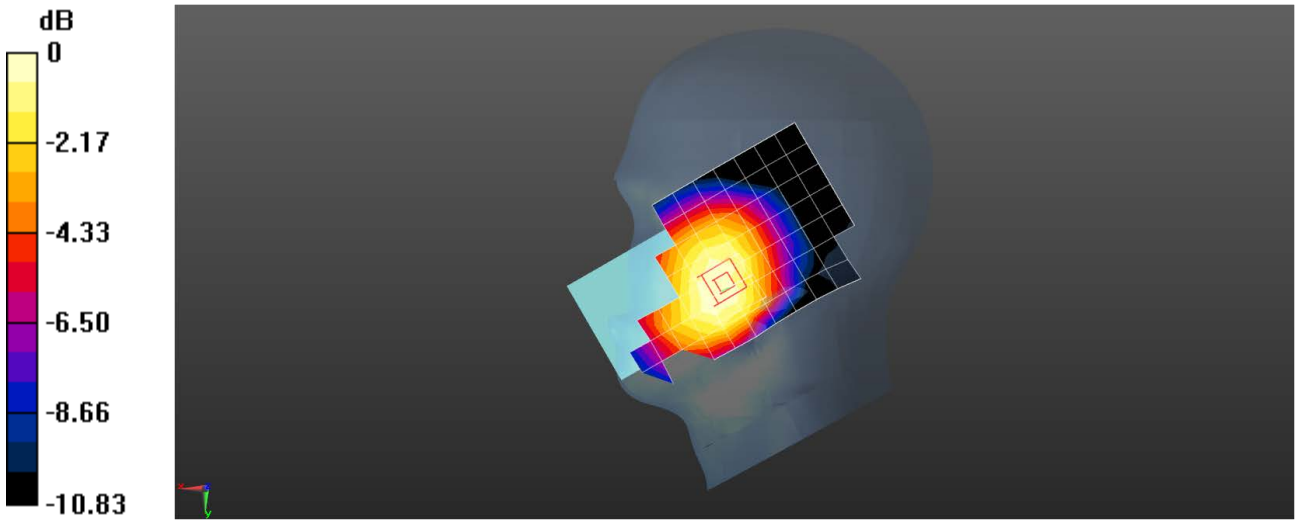

0 dB = 0.529 W/kg = -2.77 dBW/kg

Date: 2023/3/7

Test Laboratory: SGS-SAR Lab

U696CL GSM 850 GSM 190CH Back side 15mm

DUT: U696CL; Type: smart phone; Serial: 35004938

Communication System: UID 0, GSM Only Communication System (0); Frequency: 836.6 MHz;Duty Cycle: 1:8.3

Medium: HSL835;Medium parameters used: f = 837 MHz; σ = 0.886 S/m; ε_r = 43.042; ρ = 1000 kg/m^3
Phantom section: Flat Section

DASY 5 Configuration:

- Probe: EX3DV4 - SN3789; ConvF(8.76, 8.76, 8.76); Calibrated: 2022/9/30
- Sensor-Surface: 1.4mm (Mechanical Surface Detection)
- Electronics: DAE4 Sn896; Calibrated: 2022/3/24
- Phantom: SAM 4; Type: SAM; Serial: 1913
- DASY52 52.10.4(1527); SEMCAD X 14.6.14(7483)

Configuration/Body/Area Scan (8x13x1): Measurement grid: dx=15mm, dy=15mm
Maximum value of SAR (measured) = 0.492 W/kg

Configuration/Body/Zoom Scan (5x5x7)/Cube 0: Measurement grid: dx=8mm, dy=8mm, dz=5mm
Reference Value = 20.86 V/m; Power Drift = -0.09 dB
Peak SAR (extrapolated) = 0.554 W/kg
SAR(1 g) = 0.392 W/kg; SAR(10 g) = 0.290 W/kg
Maximum value of SAR (measured) = 0.492 W/kg

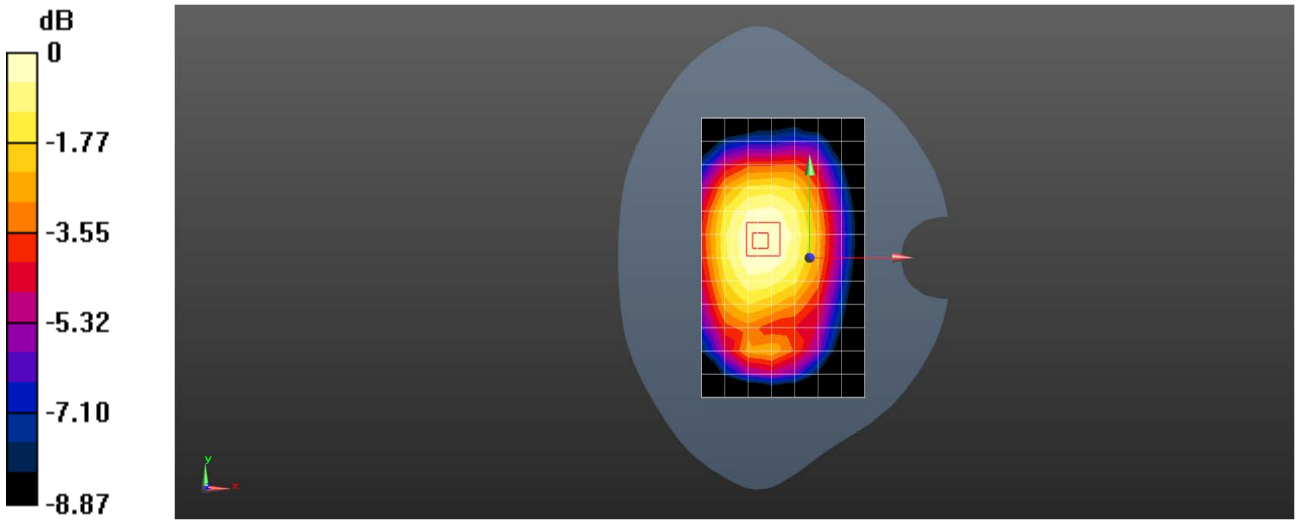

0 dB = 0.492 W/kg = -3.08 dBW/kg

Date: 2023/3/7

Test Laboratory: SGS-SAR Lab

U696CL GSM 850 GPRS 2TS 190CH Back side 10mm

DUT: U696CL; Type: smart phone; Serial: 35004938

Communication System: UID 0, GPRS/EGPRS Mode(2up) Communication System (0); Frequency: 836.6 MHz;Duty Cycle: 1:4.15

Medium: HSL835;Medium parameters used: f = 837 MHz; σ = 0.886 S/m; ε_r = 43.042; ρ = 1000 kg/m^3
Phantom section: Flat Section

DASY 5 Configuration:

- Probe: EX3DV4 - SN3789; ConvF(8.76, 8.76, 8.76); Calibrated: 2022/9/30
- Sensor-Surface: 1.4mm (Mechanical Surface Detection)
- Electronics: DAE4 Sn896; Calibrated: 2022/3/24
- Phantom: SAM 4; Type: SAM; Serial: 1913
- DASY52 52.10.4(1527); SEMCAD X 14.6.14(7483)

Configuration/Body/Area Scan (8x13x1): Measurement grid: dx=15mm, dy=15mm
Maximum value of SAR (measured) = 0.542 W/kg

Configuration/Body/Zoom Scan (5x5x7)/Cube 0: Measurement grid: dx=8mm, dy=8mm, dz=5mm
Reference Value = 21.71 V/m; Power Drift = 0.00 dB
Peak SAR (extrapolated) = 0.614 W/kg
SAR(1 g) = 0.441 W/kg; SAR(10 g) = 0.329 W/kg
Maximum value of SAR (measured) = 0.547 W/kg

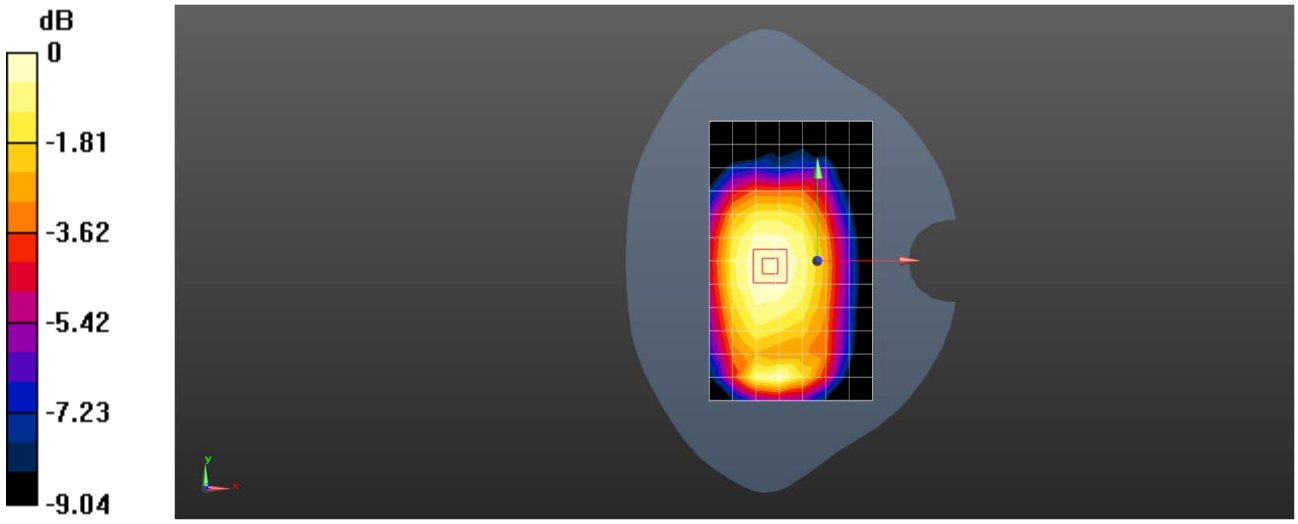

0 dB = 0.547 W/kg = -2.62 dBW/kg

Date: 2023/3/7

Test Laboratory: SGS-SAR Lab

U696CL GSM 1900 GSM 661CH Right cheek

DUT: U696CL; Type: smart phone; Serial: 35004938

Communication System: UID 0, GSM Only Communication System (0); Frequency: 1880 MHz;Duty Cycle: 1:8.3

Medium: HSL1900;Medium parameters used: f = 1880 MHz; σ = 1.36 S/m; ε_r = 40.348; ρ = 1000 kg/m^3
Phantom section: Right Section

DASY 5 Configuration:

- Probe: EX3DV4 - SN3789; ConvF(7.3, 7.3, 7.3); Calibrated: 2022/9/30
- Sensor-Surface: 1.4mm (Mechanical Surface Detection)
- Electronics: DAE4 Sn896; Calibrated: 2022/3/24
- Phantom: SAM 4; Type: SAM; Serial: 1913
- DASY52 52.10.4(1527); SEMCAD X 14.6.14(7483)

Configuration/Head/Area Scan (8x14x1): Measurement grid: dx=15mm, dy=15mm
Maximum value of SAR (measured) = 0.274 W/kg

Configuration/Head/Zoom Scan (5x5x7)/Cube 0: Measurement grid: dx=8mm, dy=8mm, dz=5mm
Reference Value = 5.510 V/m; Power Drift = 0.10 dB
Peak SAR (extrapolated) = 0.337 W/kg
SAR(1 g) = 0.207 W/kg; SAR(10 g) = 0.125 W/kg
Maximum value of SAR (measured) = 0.278 W/kg

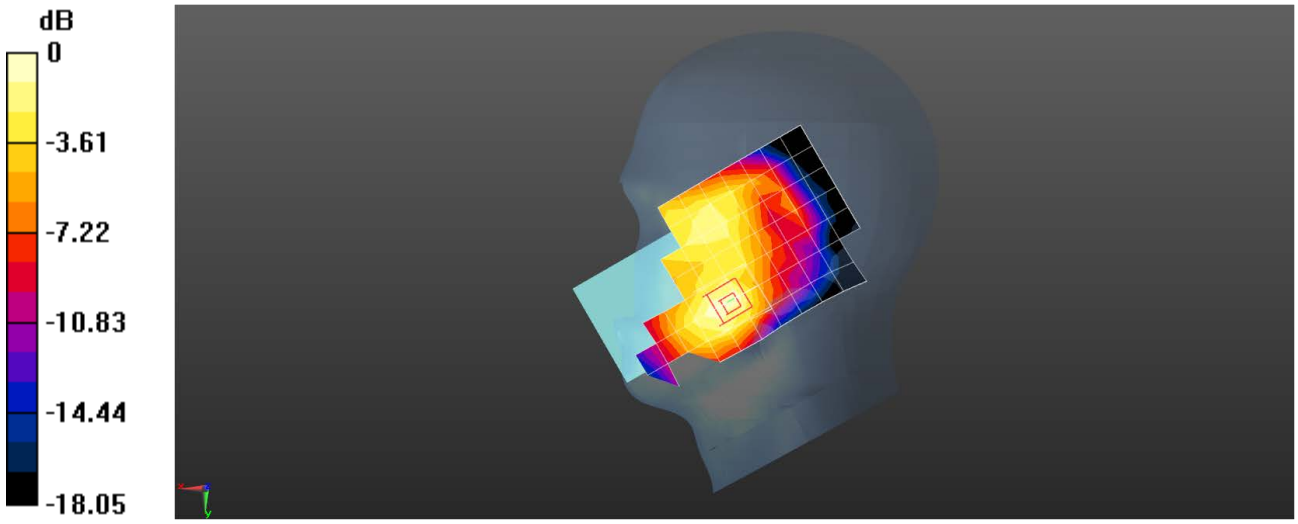

0 dB = 0.278 W/kg = -5.56 dBW/kg

Date: 2023/3/7

Test Laboratory: SGS-SAR Lab

U696CL GSM 1900 GSM 661CH Back side 15mm

DUT: U696CL; Type: smart phone; Serial: 35004938

Communication System: UID 0, GSM Only Communication System (0); Frequency: 1880 MHz;Duty Cycle: 1:8.3

Medium: HSL1900;Medium parameters used: f = 1880 MHz; σ = 1.36 S/m; ε_r = 40.348; ρ = 1000 kg/m^3
Phantom section: Flat Section

DASY 5 Configuration:

- Probe: EX3DV4 - SN3789; ConvF(7.3, 7.3, 7.3); Calibrated: 2022/9/30
- Sensor-Surface: 1.4mm (Mechanical Surface Detection)
- Electronics: DAE4 Sn896; Calibrated: 2022/3/24
- Phantom: SAM 4; Type: SAM; Serial: 1913
- DASY52 52.10.4(1527); SEMCAD X 14.6.14(7483)

Configuration/Body/Area Scan (8x13x1): Measurement grid: dx=15mm, dy=15mm
Maximum value of SAR (measured) = 0.277 W/kg

Configuration/Body/Zoom Scan (5x5x7)/Cube 0: Measurement grid: dx=8mm, dy=8mm, dz=5mm
Reference Value = 9.246 V/m; Power Drift = -0.05 dB
Peak SAR (extrapolated) = 0.336 W/kg
SAR(1 g) = 0.196 W/kg; SAR(10 g) = 0.117 W/kg
Maximum value of SAR (measured) = 0.277 W/kg

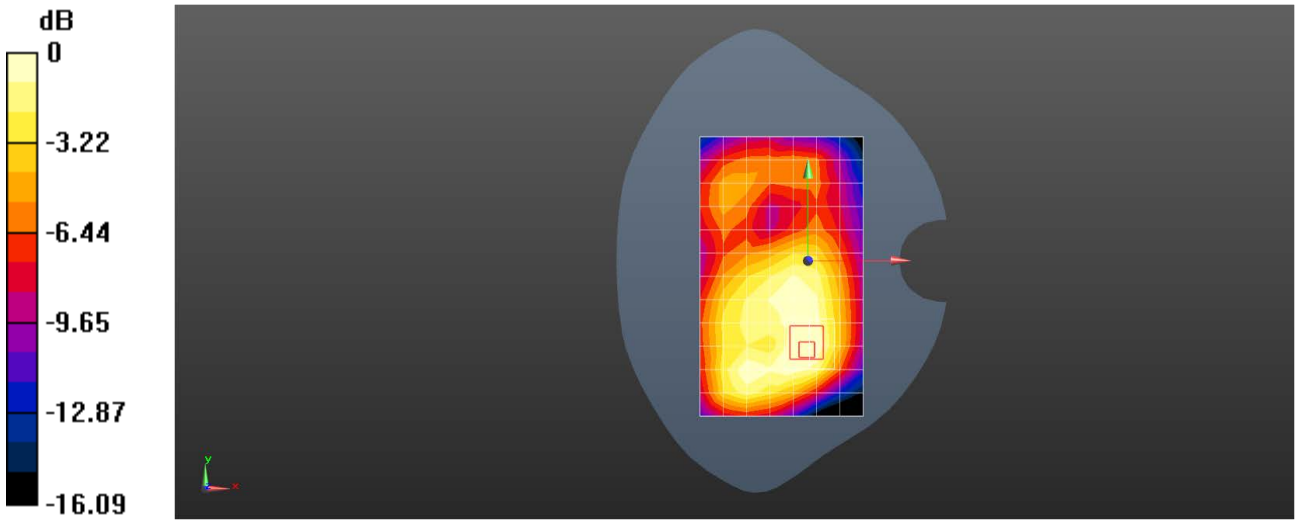

0 dB = 0.277 W/kg = -5.58 dBW/kg

Date: 2023/3/7

Test Laboratory: SGS-SAR Lab

U696CL GSM 1900 GPRS 3TS 810CH Bottom side 10mm

DUT: U696CL; Type: smart phone; Serial: 35004938

Communication System: UID 0, GPRS/EGPRS Mode(3up) Communication System (0); Frequency: 1909.8 MHz;Duty Cycle: 1:2.77

Medium: HSL1900;Medium parameters used: f = 1910 MHz; σ = 1.37 S/m; ε_r = 40.276; ρ = 1000 kg/m^3
Phantom section: Flat Section

DASY 5 Configuration:

- Probe: EX3DV4 - SN3789; ConvF(7.3, 7.3, 7.3); Calibrated: 2022/9/30
- Sensor-Surface: 1.4mm (Mechanical Surface Detection)
- Electronics: DAE4 Sn896; Calibrated: 2022/3/24
- Phantom: SAM 4; Type: SAM; Serial: 1913
- DASY52 52.10.4(1527); SEMCAD X 14.6.14(7483)

Configuration/Body/Area Scan (5x9x1): Measurement grid: dx=15mm, dy=15mm
Maximum value of SAR (measured) = 0.690 W/kg

Configuration/Body/Zoom Scan (5x5x7)/Cube 0: Measurement grid: dx=8mm, dy=8mm, dz=5mm
Reference Value = 15.66 V/m; Power Drift = 0.07 dB
Peak SAR (extrapolated) = 0.852 W/kg
SAR(1 g) = 0.487 W/kg; SAR(10 g) = 0.273 W/kg
Maximum value of SAR (measured) = 0.697 W/kg

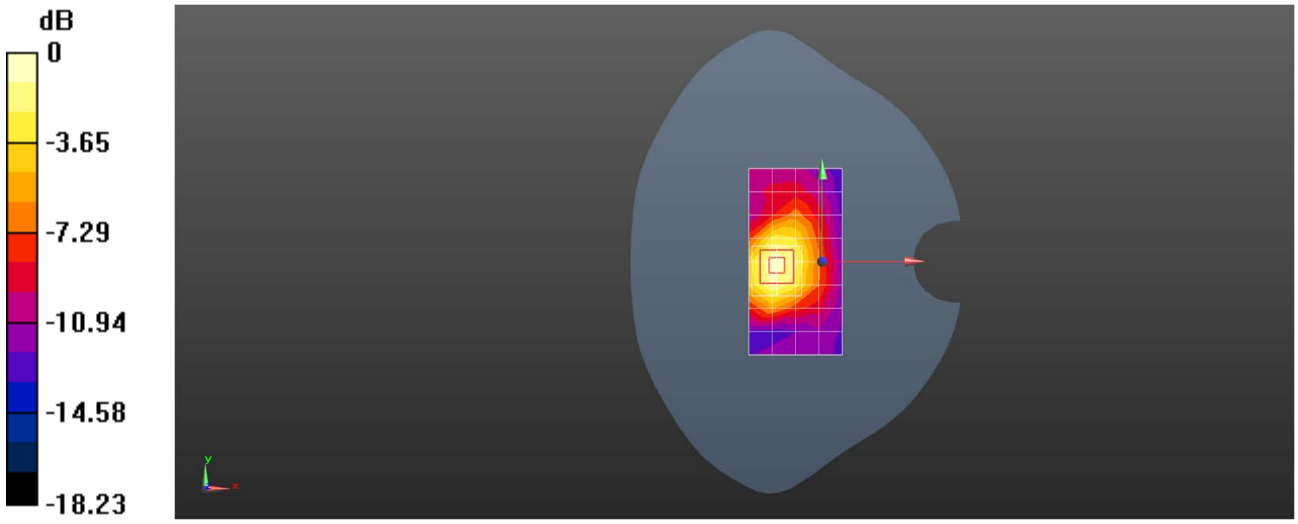

0 dB = 0.697 W/kg = -1.57 dBW/kg

Date: 2023/3/7

Test Laboratory: SGS-SAR Lab

U696CL WCDMA Band II RMC 9400CH Right cheek

DUT: U696CL; Type: smart phone; Serial: 35004938

Communication System: UID 0, WCDMA (0); Frequency: 1880 MHz;Duty Cycle: 1:1

Medium: HSL1900;Medium parameters used: f = 1880 MHz; σ = 1.36 S/m; ε_r = 40.348; ρ = 1000 kg/m^3
Phantom section: Right Section

DASY 5 Configuration:

- Probe: EX3DV4 - SN3789; ConvF(7.3, 7.3, 7.3); Calibrated: 2022/9/30
- Sensor-Surface: 1.4mm (Mechanical Surface Detection)
- Electronics: DAE4 Sn896; Calibrated: 2022/3/24
- Phantom: SAM 4; Type: SAM; Serial: 1913
- DASY52 52.10.4(1527); SEMCAD X 14.6.14(7483)

Configuration/Head/Area Scan (8x13x1): Measurement grid: dx=15mm, dy=15mm
Maximum value of SAR (measured) = 0.503 W/kg

Configuration/Head/Zoom Scan (5x5x7)/Cube 0: Measurement grid: dx=8mm, dy=8mm, dz=5mm
Reference Value = 8.308 V/m; Power Drift = -0.01 dB
Peak SAR (extrapolated) = 0.617 W/kg
SAR(1 g) = 0.378 W/kg; SAR(10 g) = 0.231 W/kg
Maximum value of SAR (measured) = 0.501 W/kg

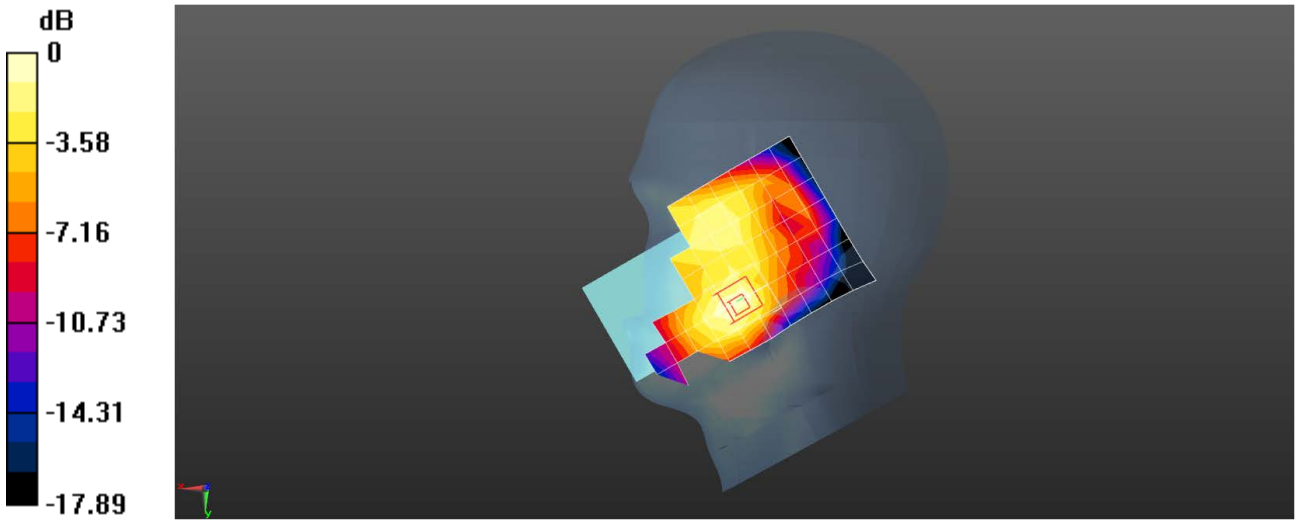

0 dB = 0.501 W/kg = -3.00 dBW/kg

Date: 2023/3/7

Test Laboratory: SGS-SAR Lab

U696CL WCDMA Band II RMC 9400CH Back side 15mm

DUT: U696CL; Type: smart phone; Serial: 35004938

Communication System: UID 0, WCDMA (0); Frequency: 1880 MHz;Duty Cycle: 1:1

Medium: HSL1900;Medium parameters used: f = 1880 MHz; σ = 1.36 S/m; ε_r = 40.348; ρ = 1000 kg/m^3
Phantom section: Flat Section

DASY 5 Configuration:

- Probe: EX3DV4 - SN3789; ConvF(7.3, 7.3, 7.3); Calibrated: 2022/9/30
- Sensor-Surface: 1.4mm (Mechanical Surface Detection)
- Electronics: DAE4 Sn896; Calibrated: 2022/3/24
- Phantom: SAM 4; Type: SAM; Serial: 1913
- DASY52 52.10.4(1527); SEMCAD X 14.6.14(7483)

Configuration/Body/Area Scan (8x13x1): Measurement grid: dx=15mm, dy=15mm
Maximum value of SAR (measured) = 0.554 W/kg

Configuration/Body/Zoom Scan (5x5x7)/Cube 0: Measurement grid: dx=8mm, dy=8mm, dz=5mm
Reference Value = 12.87 V/m; Power Drift = -0.08 dB
Peak SAR (extrapolated) = 0.689 W/kg
SAR(1 g) = 0.400 W/kg; SAR(10 g) = 0.234 W/kg
Maximum value of SAR (measured) = 0.574 W/kg

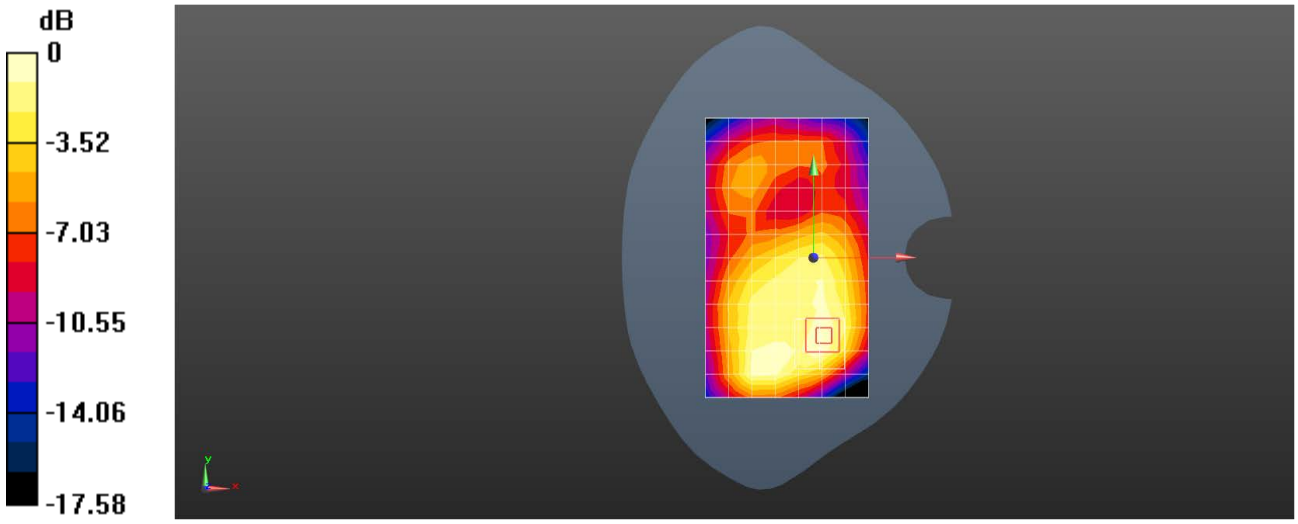

0 dB = 0.574 W/kg = -2.41 dBW/kg

Date: 2023/3/7

Test Laboratory: SGS-SAR Lab

U696CL WCDMA Band II RMC 9400CH Bottom side 10mm

DUT: U696CL; Type: smart phone; Serial: 35004938

Communication System: UID 0, WCDMA (0); Frequency: 1880 MHz;Duty Cycle: 1:1

Medium: HSL1900;Medium parameters used: f = 1880 MHz; σ = 1.36 S/m; ε_r = 40.348; ρ = 1000 kg/m^3
Phantom section: Flat Section

DASY 5 Configuration:

- Probe: EX3DV4 - SN3789; ConvF(7.3, 7.3, 7.3); Calibrated: 2022/9/30
- Sensor-Surface: 1.4mm (Mechanical Surface Detection)
- Electronics: DAE4 Sn896; Calibrated: 2022/3/24
- Phantom: SAM 4; Type: SAM; Serial: 1913
- DASY52 52.10.4(1527); SEMCAD X 14.6.14(7483)

Configuration/Body/Area Scan (5x9x1): Measurement grid: dx=15mm, dy=15mm
Maximum value of SAR (measured) = 0.837 W/kg

Configuration/Body/Zoom Scan (5x5x7)/Cube 0: Measurement grid: dx=8mm, dy=8mm, dz=5mm
Reference Value = 22.10 V/m; Power Drift = -0.02 dB
Peak SAR (extrapolated) = 1.17 W/kg
SAR(1 g) = 0.660 W/kg; SAR(10 g) = 0.368 W/kg
Maximum value of SAR (measured) = 0.975 W/kg

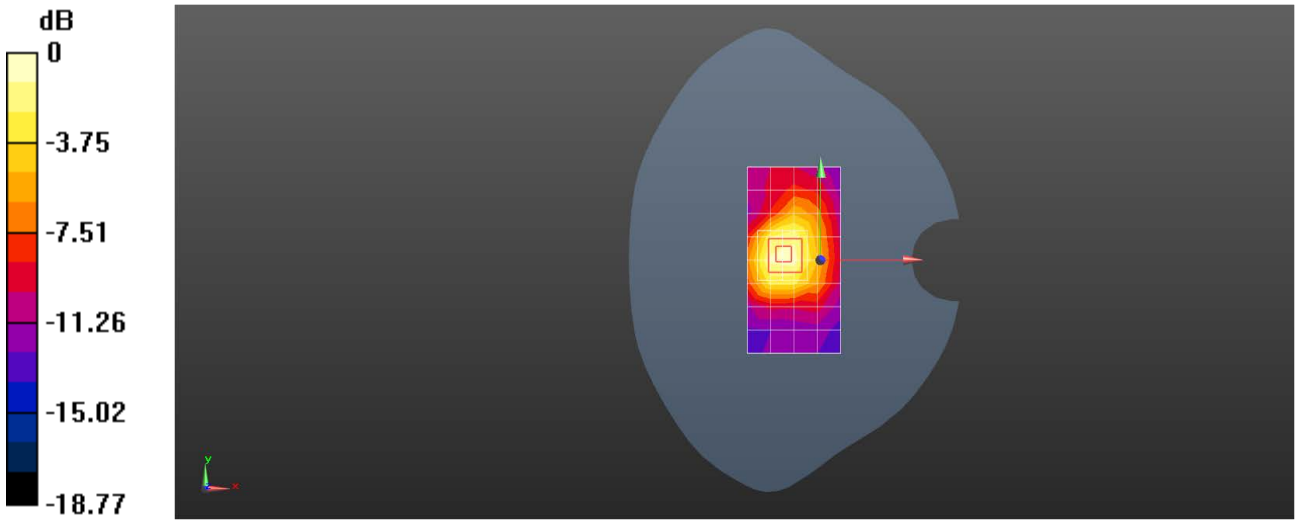

0 dB = 0.975 W/kg = -0.11 dBW/kg

Date: 2023/3/7

Test Laboratory: SGS-SAR Lab

U696CL WCDMA Band II RMC 9400CH Bottom side 0mm

DUT: U696CL; Type: smart phone; Serial: 35004938

Communication System: UID 0, WCDMA (0); Frequency: 1880 MHz;Duty Cycle: 1:1

Medium: HSL1900;Medium parameters used: f = 1880 MHz; σ = 1.36 S/m; ε_r = 40.348; ρ = 1000 kg/m^3
Phantom section: Flat Section

DASY 5 Configuration:

- Probe: EX3DV4 - SN3789; ConvF(7.3, 7.3, 7.3); Calibrated: 2022/9/30
- Sensor-Surface: 1.4mm (Mechanical Surface Detection)
- Electronics: DAE4 Sn896; Calibrated: 2022/3/24
- Phantom: SAM 4; Type: SAM; Serial: 1913
- DASY52 52.10.4(1527); SEMCAD X 14.6.14(7483)

Configuration/Body/Area Scan (5x9x1): Measurement grid: dx=15mm, dy=15mm
Maximum value of SAR (measured) = 2.58 W/kg

Configuration/Body/Zoom Scan (5x5x7)/Cube 0: Measurement grid: dx=8mm, dy=8mm, dz=5mm
Reference Value = 32.85 V/m; Power Drift = -0.07 dB
Peak SAR (extrapolated) = 3.24 W/kg
SAR(1 g) = 1.56 W/kg; SAR(10 g) = 0.753 W/kg
Maximum value of SAR (measured) = 2.61 W/kg

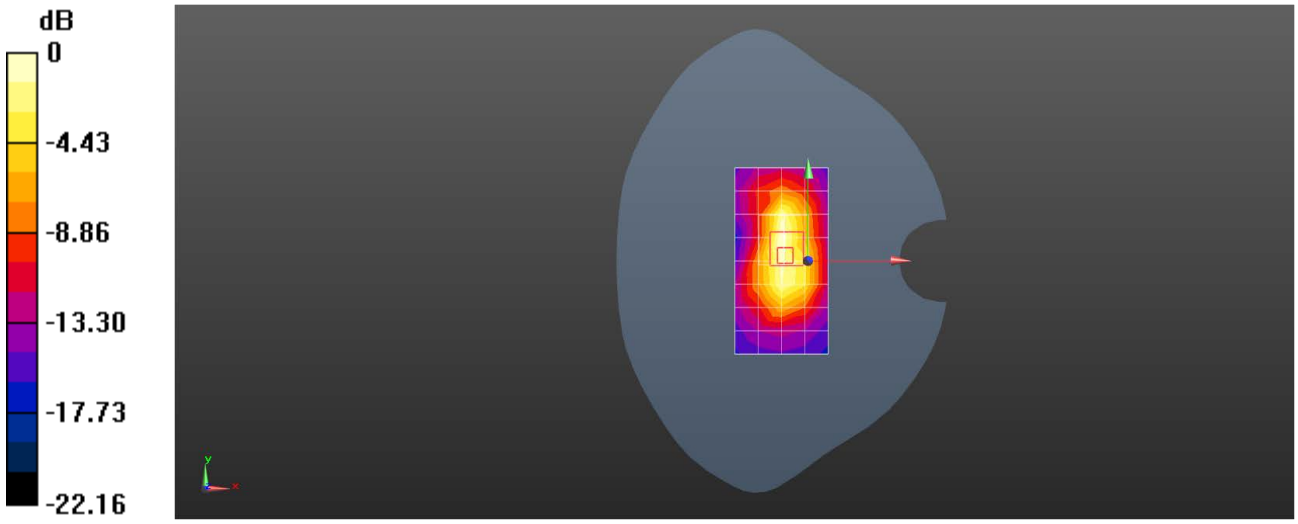

0 dB = 2.61 W/kg = 4.17 dBW/kg

Date: 2023/3/7

Test Laboratory: SGS-SAR Lab

U696CL WCDMA Band IV RMC 1412CH Left cheek

DUT: U696CL; Type: smart phone; Serial: 35004938

Communication System: UID 0, WCDMA (0); Frequency: 1732.4 MHz;Duty Cycle: 1:1

Medium: HSL1750;Medium parameters used: f = 1732.4 MHz; σ = 1.336 S/m; ε_r = 40.422; ρ = 1000 kg/m^3
Phantom section: Left Section

DASY 5 Configuration:

- Probe: EX3DV4 - SN3789; ConvF(7.65, 7.65, 7.65); Calibrated: 2022/9/30
- Sensor-Surface: 1.4mm (Mechanical Surface Detection)
- Electronics: DAE4 Sn896; Calibrated: 2022/3/24
- Phantom: SAM 4; Type: SAM; Serial: 1913
- DASY52 52.10.4(1527); SEMCAD X 14.6.14(7483)

Configuration/Head/Area Scan (8x13x1): Measurement grid: dx=15mm, dy=15mm
Maximum value of SAR (measured) = 0.415 W/kg

Configuration/Head/Zoom Scan (5x5x7)/Cube 0: Measurement grid: dx=8mm, dy=8mm, dz=5mm
Reference Value = 6.360 V/m; Power Drift = 0.13 dB
Peak SAR (extrapolated) = 0.503 W/kg
SAR(1 g) = 0.316 W/kg; SAR(10 g) = 0.204 W/kg
Maximum value of SAR (measured) = 0.418 W/kg

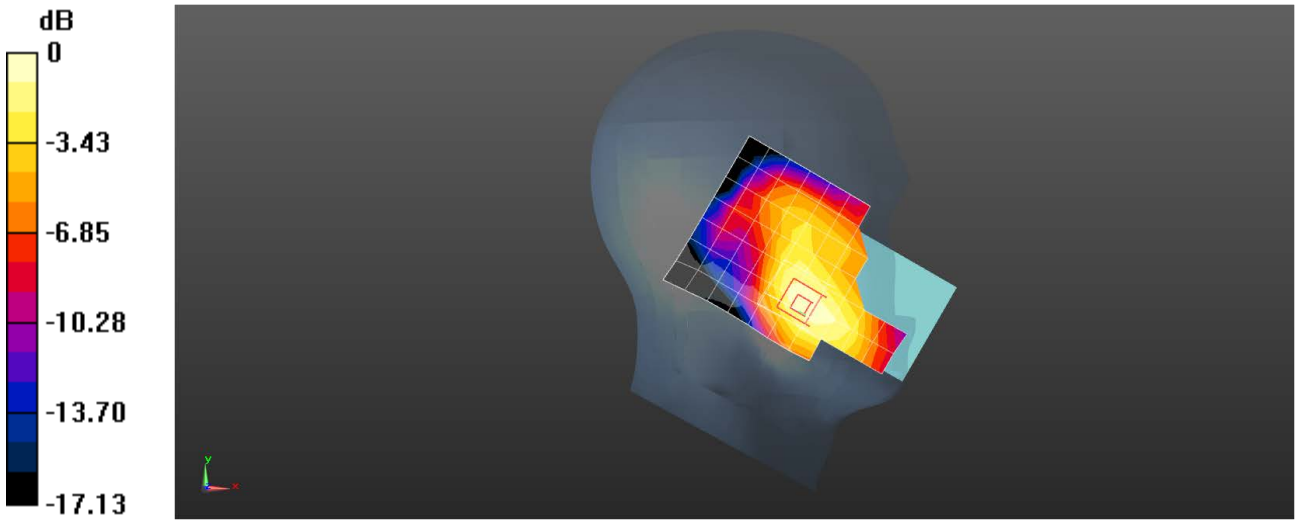

0 dB = 0.418 W/kg = -3.79 dBW/kg

Date: 2023/3/7

Test Laboratory: SGS-SAR Lab

U696CL WCDMA Band IV RMC 1412CH Back side 15mm

DUT: U696CL; Type: smart phone; Serial: 35004938

Communication System: UID 0, WCDMA (0); Frequency: 1732.4 MHz;Duty Cycle: 1:1

Medium: HSL1750;Medium parameters used: f = 1732.4 MHz; σ = 1.336 S/m; ε_r = 40.422; ρ = 1000 kg/m^3
Phantom section: Flat Section

DASY 5 Configuration:

- Probe: EX3DV4 - SN3789; ConvF(7.65, 7.65, 7.65); Calibrated: 2022/9/30
- Sensor-Surface: 1.4mm (Mechanical Surface Detection)
- Electronics: DAE4 Sn896; Calibrated: 2022/3/24
- Phantom: SAM 4; Type: SAM; Serial: 1913
- DASY52 52.10.4(1527); SEMCAD X 14.6.14(7483)

Configuration/Body/Area Scan (8x13x1): Measurement grid: dx=15mm, dy=15mm
Maximum value of SAR (measured) = 0.319 W/kg

Configuration/Body/Zoom Scan (5x5x7)/Cube 0: Measurement grid: dx=8mm, dy=8mm, dz=5mm
Reference Value = 8.949 V/m; Power Drift = -0.01 dB
Peak SAR (extrapolated) = 0.442 W/kg
SAR(1 g) = 0.242 W/kg; SAR(10 g) = 0.137 W/kg
Maximum value of SAR (measured) = 0.365 W/kg

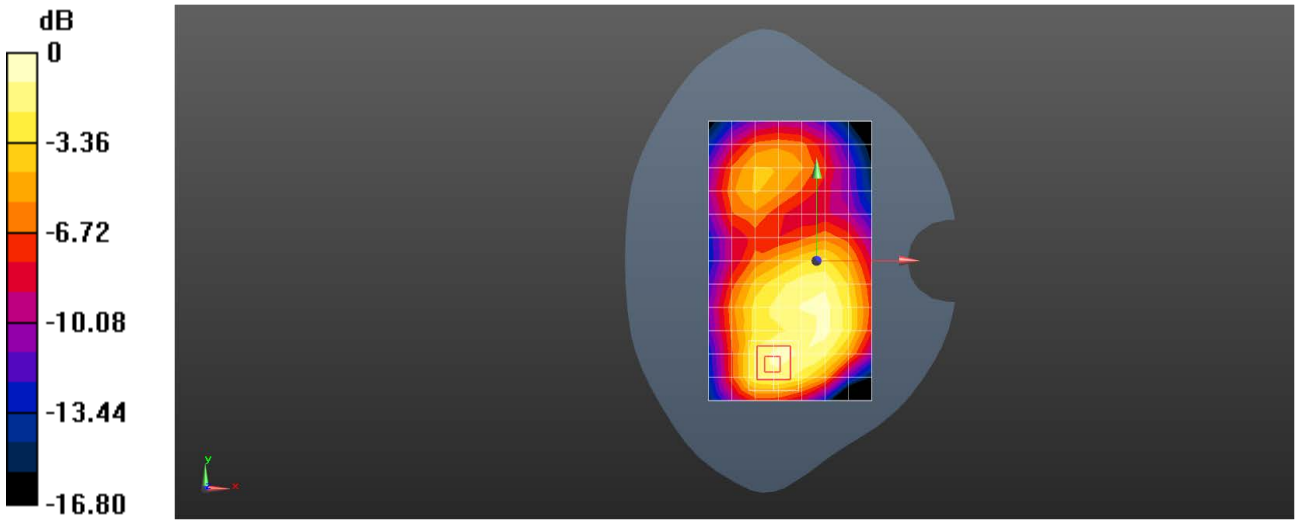

0 dB = 0.365 W/kg = -4.38 dBW/kg

Date: 2023/3/7

Test Laboratory: SGS-SAR Lab

U696CL WCDMA Band IV RMC 1513CH Back side 10mm

DUT: U696CL; Type: smart phone; Serial: 35004938

Communication System: UID 0, WCDMA (0); Frequency: 1752.6 MHz;Duty Cycle: 1:1

Medium: HSL1750;Medium parameters used: f = 1753 MHz; σ = 1.346 S/m; ε_r = 40.412; ρ = 1000 kg/m^3
Phantom section: Flat Section

DASY 5 Configuration:

- Probe: EX3DV4 - SN3789; ConvF(7.65, 7.65, 7.65); Calibrated: 2022/9/30
- Sensor-Surface: 1.4mm (Mechanical Surface Detection)
- Electronics: DAE4 Sn896; Calibrated: 2022/3/24
- Phantom: SAM 4; Type: SAM; Serial: 1913
- DASY52 52.10.4(1527); SEMCAD X 14.6.14(7483)

Configuration/Body/Area Scan (8x13x1): Measurement grid: dx=15mm, dy=15mm
Maximum value of SAR (measured) = 0.838 W/kg

Configuration/Body/Zoom Scan (5x5x7)/Cube 0: Measurement grid: dx=8mm, dy=8mm, dz=5mm
Reference Value = 12.37 V/m; Power Drift = -0.05 dB
Peak SAR (extrapolated) = 0.977 W/kg
SAR(1 g) = 0.576 W/kg; SAR(10 g) = 0.342 W/kg
Maximum value of SAR (measured) = 0.793 W/kg

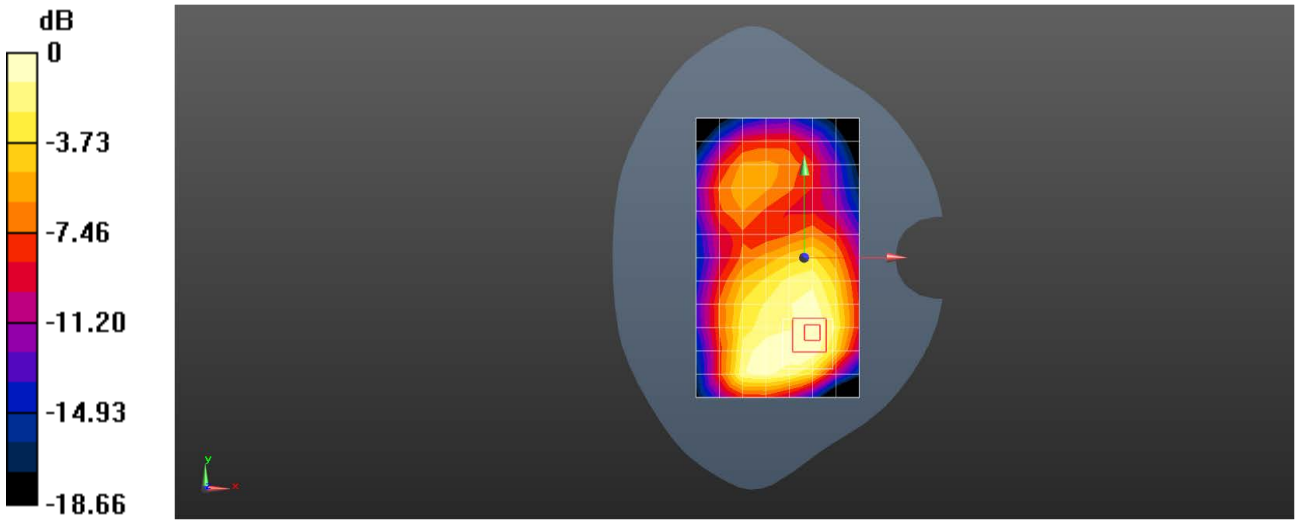

0 dB = 0.793 W/kg = -1.01 dBW/kg

Date: 2023/3/7

Test Laboratory: SGS-SAR Lab

U696CL WCDMA Band V RMC 4182CH Right cheek

DUT: U696CL; Type: smart phone; Serial: 35004938

Communication System: UID 0, WCDMA (0); Frequency: 836.4 MHz;Duty Cycle: 1:1

Medium: HSL835;Medium parameters used: f = 836.4 MHz; σ = 0.886 S/m; ε_r = 43.044; ρ = 1000 kg/m^3
Phantom section: Right Section

DASY 5 Configuration:

- Probe: EX3DV4 - SN3789; ConvF(8.76, 8.76, 8.76); Calibrated: 2022/9/30
- Sensor-Surface: 1.4mm (Mechanical Surface Detection)
- Electronics: DAE4 Sn896; Calibrated: 2022/3/24
- Phantom: SAM 4; Type: SAM; Serial: 1913
- DASY52 52.10.4(1527); SEMCAD X 14.6.14(7483)

Configuration/Head/Area Scan (8x13x1): Measurement grid: dx=15mm, dy=15mm
Maximum value of SAR (measured) = 0.444 W/kg

Configuration/Head/Zoom Scan (5x5x7)/Cube 0: Measurement grid: dx=8mm, dy=8mm, dz=5mm
Reference Value = 6.417 V/m; Power Drift = 0.14 dB
Peak SAR (extrapolated) = 0.515 W/kg
SAR(1 g) = 0.372 W/kg; SAR(10 g) = 0.275 W/kg
Maximum value of SAR (measured) = 0.458 W/kg

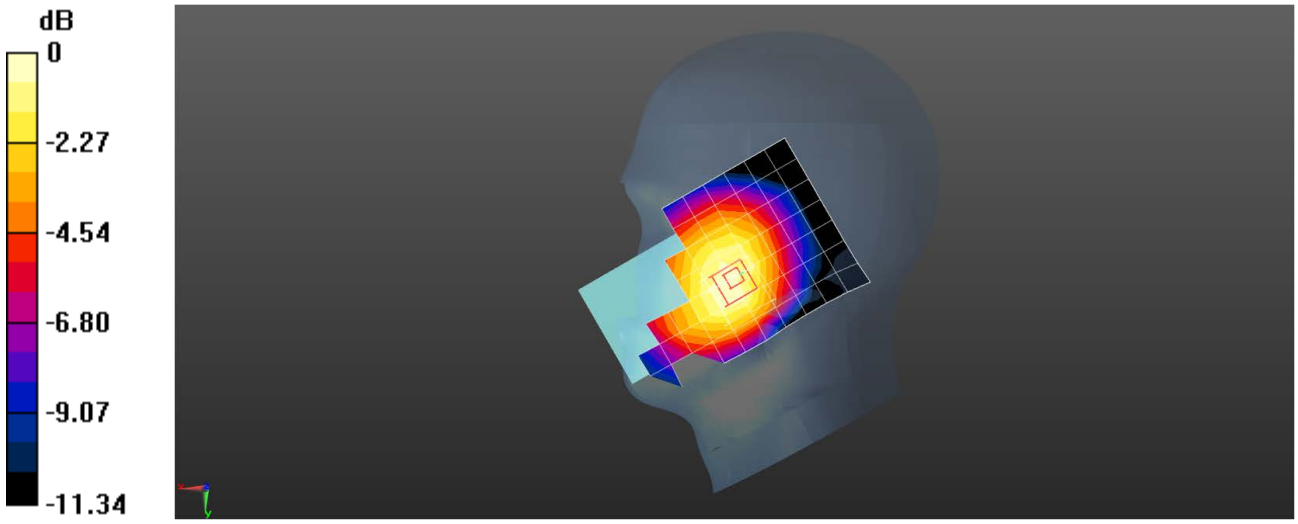

0 dB = 0.458 W/kg = -3.39 dBW/kg

Date: 2023/3/7

Test Laboratory: SGS-SAR Lab

U696CL WCDMA Band V RMC 4182CH Back side 15mm

DUT: U696CL; Type: smart phone; Serial: 35004938

Communication System: UID 0, WCDMA (0); Frequency: 836.4 MHz;Duty Cycle: 1:1

Medium: HSL835;Medium parameters used: f = 836.4 MHz; σ = 0.886 S/m; ε_r = 43.044; ρ = 1000 kg/m^3
Phantom section: Flat Section

DASY 5 Configuration:

- Probe: EX3DV4 - SN3789; ConvF(8.76, 8.76, 8.76); Calibrated: 2022/9/30
- Sensor-Surface: 1.4mm (Mechanical Surface Detection)
- Electronics: DAE4 Sn896; Calibrated: 2022/3/24
- Phantom: SAM 4; Type: SAM; Serial: 1913
- DASY52 52.10.4(1527); SEMCAD X 14.6.14(7483)

Configuration/Body/Area Scan (8x13x1): Measurement grid: dx=15mm, dy=15mm
Maximum value of SAR (measured) = 0.449 W/kg

Configuration/Body/Zoom Scan (5x5x7)/Cube 0: Measurement grid: dx=8mm, dy=8mm, dz=5mm
Reference Value = 19.92 V/m; Power Drift = -0.01 dB
Peak SAR (extrapolated) = 0.515 W/kg
SAR(1 g) = 0.363 W/kg; SAR(10 g) = 0.269 W/kg
Maximum value of SAR (measured) = 0.456 W/kg

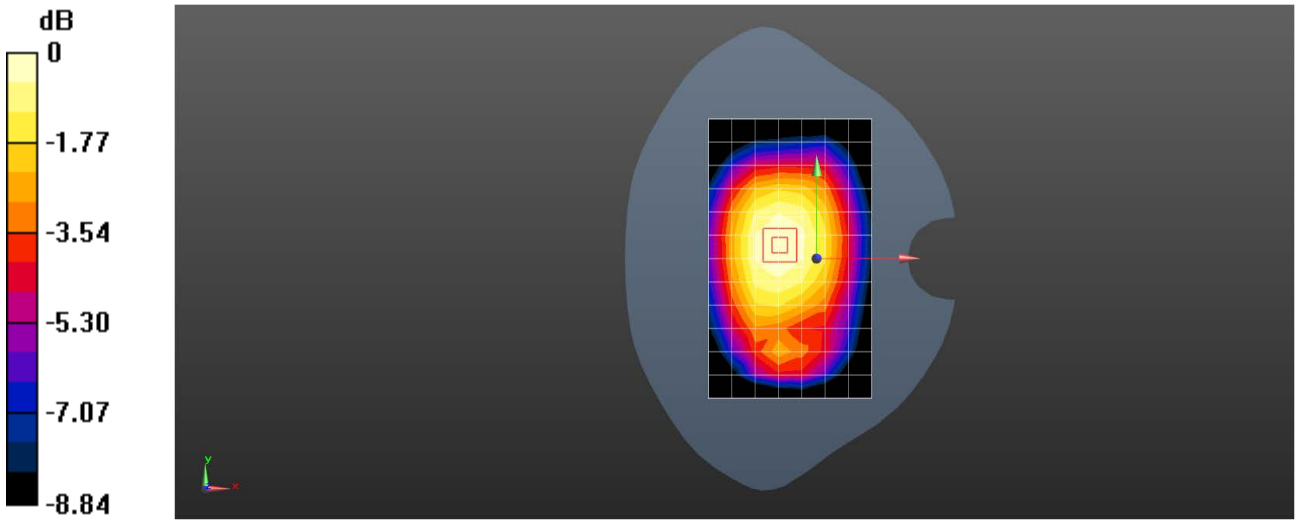

0 dB = 0.456 W/kg = -3.41 dBW/kg

Date: 2023/3/7

Test Laboratory: SGS-SAR Lab

U696CL WCDMA Band V RMC 4182CH Back side 10mm

DUT: U696CL; Type: smart phone; Serial: 35004938

Communication System: UID 0, WCDMA (0); Frequency: 836.4 MHz;Duty Cycle: 1:1

Medium: HSL835;Medium parameters used: f = 836.4 MHz; σ = 0.886 S/m; ε_r = 43.044; ρ = 1000 kg/m^3
Phantom section: Flat Section

DASY 5 Configuration:

- Probe: EX3DV4 - SN3789; ConvF(8.76, 8.76, 8.76); Calibrated: 2022/9/30
- Sensor-Surface: 1.4mm (Mechanical Surface Detection)
- Electronics: DAE4 Sn896; Calibrated: 2022/3/24
- Phantom: SAM 4; Type: SAM; Serial: 1913
- DASY52 52.10.4(1527); SEMCAD X 14.6.14(7483)

Configuration/Body/Area Scan (8x13x1): Measurement grid: dx=15mm, dy=15mm
Maximum value of SAR (measured) = 0.550 W/kg

Configuration/Body/Zoom Scan (5x5x7)/Cube 0: Measurement grid: dx=8mm, dy=8mm, dz=5mm
Reference Value = 21.85 V/m; Power Drift = 0.16 dB
Peak SAR (extrapolated) = 0.624 W/kg
SAR(1 g) = 0.442 W/kg; SAR(10 g) = 0.329 W/kg
Maximum value of SAR (measured) = 0.553 W/kg

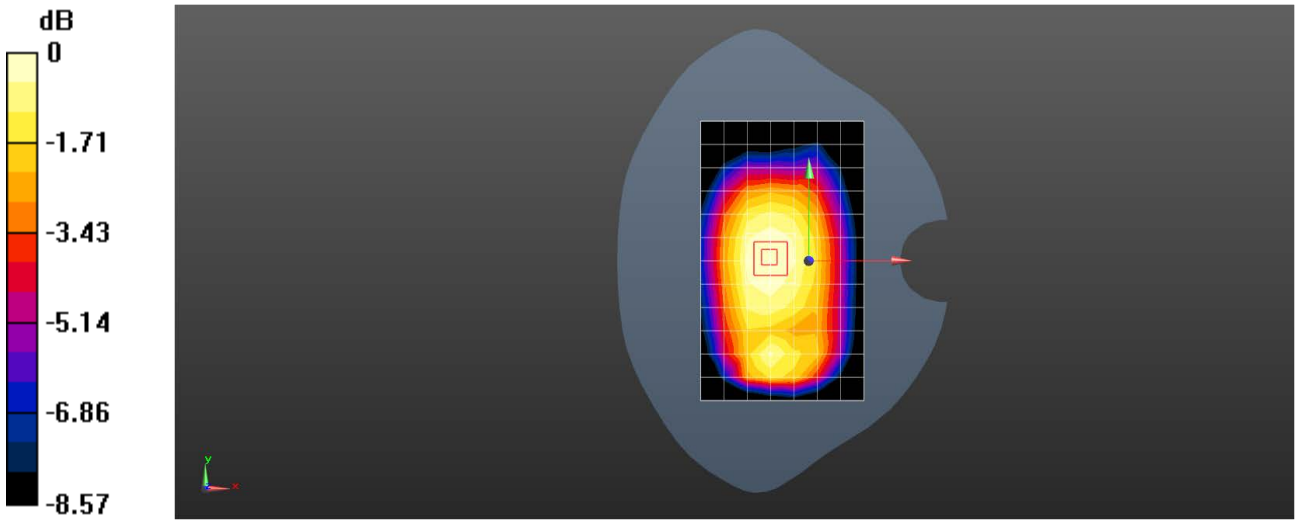

0 dB = 0.553 W/kg = -2.57 dBW/kg

Date: 2023/3/7

Test Laboratory: SGS-SAR Lab

U696CL LTE Band 12 10M QPSK 1RB25 23095CH Right cheek

DUT: U696CL; Type: smart phone; Serial: 35004938

Communication System: UID 0, LTE-FDD BW 10MHZ (0); Frequency: 707.5 MHz;Duty Cycle: 1:1

Medium: HSL750;Medium parameters used: f = 707.5 MHz; σ = 0.8 S/m; ε_r = 43.848; ρ = 1000 kg/m^3
Phantom section: Right Section

DASY 5 Configuration:

- Probe: EX3DV4 - SN3789; ConvF(9.09, 9.09, 9.09); Calibrated: 2022/9/30
- Sensor-Surface: 1.4mm (Mechanical Surface Detection)
- Electronics: DAE4 Sn896; Calibrated: 2022/3/24
- Phantom: SAM 4; Type: SAM; Serial: 1913
- DASY52 52.10.4(1527); SEMCAD X 14.6.14(7483)

Configuration/Head/Area Scan (8x13x1): Measurement grid: dx=15mm, dy=15mm
Maximum value of SAR (measured) = 0.396 W/kg

Configuration/Head/Zoom Scan (5x5x7)/Cube 0: Measurement grid: dx=8mm, dy=8mm, dz=5mm
Reference Value = 5.253 V/m; Power Drift = -0.16 dB
Peak SAR (extrapolated) = 0.418 W/kg
SAR(1 g) = 0.316 W/kg; SAR(10 g) = 0.240 W/kg
Maximum value of SAR (measured) = 0.379 W/kg

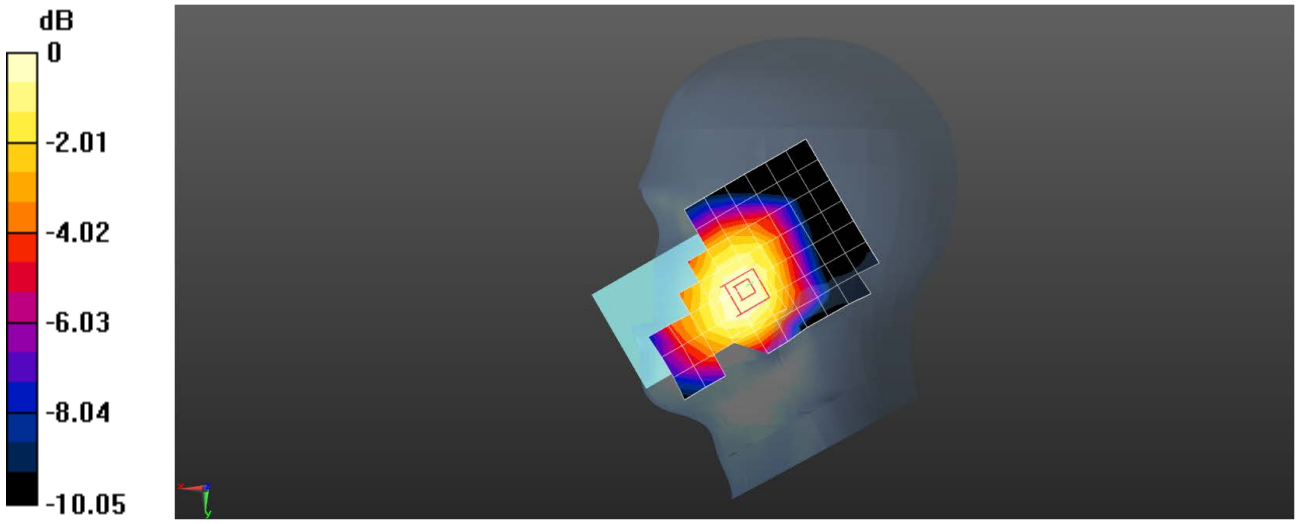

0 dB = 0.379 W/kg = -4.21 dBW/kg

Date: 2023/3/7

Test Laboratory: SGS-SAR Lab

U696CL LTE Band 12 10M QPSK 1RB25 23095CH Back side 15mm

DUT: U696CL; Type: smart phone; Serial: 35004938

Communication System: UID 0, LTE-FDD BW 10MHZ (0); Frequency: 707.5 MHz;Duty Cycle: 1:1

Medium: HSL750;Medium parameters used: f = 707.5 MHz; σ = 0.8 S/m; ε_r = 43.848; ρ = 1000 kg/m^3
Phantom section: Flat Section

DASY 5 Configuration:

- Probe: EX3DV4 - SN3789; ConvF(9.09, 9.09, 9.09); Calibrated: 2022/9/30
- Sensor-Surface: 1.4mm (Mechanical Surface Detection)
- Electronics: DAE4 Sn896; Calibrated: 2022/3/24
- Phantom: SAM 4; Type: SAM; Serial: 1913
- DASY52 52.10.4(1527); SEMCAD X 14.6.14(7483)

Configuration/Body/Area Scan (8x13x1): Measurement grid: dx=15mm, dy=15mm
Maximum value of SAR (measured) = 0.528 W/kg

Configuration/Body/Zoom Scan (5x5x7)/Cube 0: Measurement grid: dx=8mm, dy=8mm, dz=5mm
Reference Value = 24.02 V/m; Power Drift = -0.15 dB
Peak SAR (extrapolated) = 0.620 W/kg
SAR(1 g) = 0.435 W/kg; SAR(10 g) = 0.324 W/kg
Maximum value of SAR (measured) = 0.548 W/kg

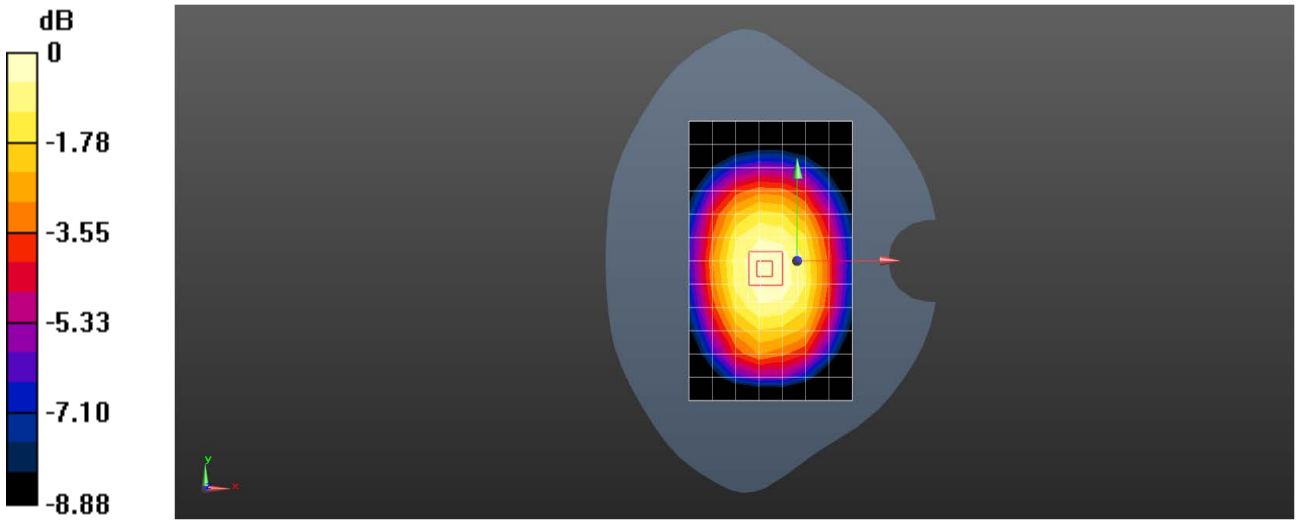

0 dB = 0.548 W/kg = -2.61 dBW/kg

Date: 2023/3/7

Test Laboratory: SGS-SAR Lab

U696CL LTE Band 12 10M QPSK 1RB25 23095CH Back side 10mm

DUT: U696CL; Type: smart phone; Serial: 35004938

Communication System: UID 0, LTE-FDD BW 10MHZ (0); Frequency: 707.5 MHz;Duty Cycle: 1:1

Medium: HSL750;Medium parameters used: f = 707.5 MHz; σ = 0.8 S/m; ε_r = 43.848; ρ = 1000 kg/m^3
Phantom section: Flat Section

DASY 5 Configuration:

- Probe: EX3DV4 - SN3789; ConvF(9.09, 9.09, 9.09); Calibrated: 2022/9/30
- Sensor-Surface: 1.4mm (Mechanical Surface Detection)
- Electronics: DAE4 Sn896; Calibrated: 2022/3/24
- Phantom: SAM 4; Type: SAM; Serial: 1913
- DASY52 52.10.4(1527); SEMCAD X 14.6.14(7483)

Configuration/Body/Area Scan (8x13x1): Measurement grid: dx=15mm, dy=15mm
Maximum value of SAR (measured) = 0.642 W/kg

Configuration/Body/Zoom Scan (5x5x7)/Cube 0: Measurement grid: dx=8mm, dy=8mm, dz=5mm
Reference Value = 26.86 V/m; Power Drift = -0.09 dB
Peak SAR (extrapolated) = 0.745 W/kg
SAR(1 g) = 0.528 W/kg; SAR(10 g) = 0.393 W/kg
Maximum value of SAR (measured) = 0.660 W/kg

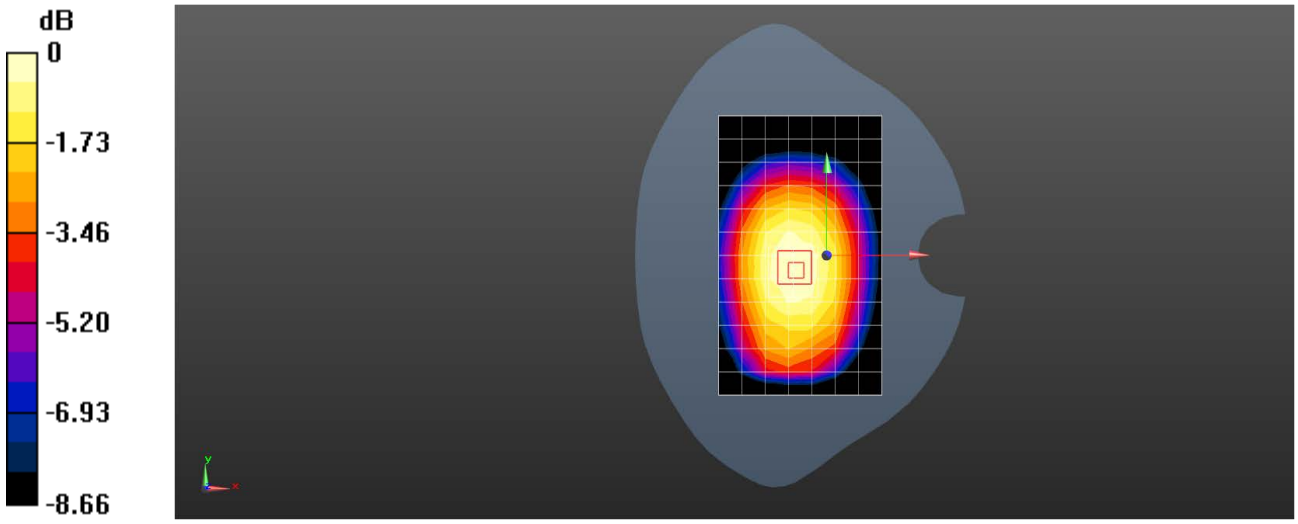

0 dB = 0.660 W/kg = -1.80 dBW/kg

Date: 2023/3/7

Test Laboratory: SGS-SAR Lab

U696CL LTE Band 25 20M QPSK 1RB50 26140CH Right cheek

DUT: U696CL; Type: smart phone; Serial: 35004938

Communication System: UID 0, LTE-FDD BW 20MHz (0); Frequency: 1860 MHz;Duty Cycle: 1:1

Medium: HSL1900;Medium parameters used: f = 1860 MHz; σ = 1.354 S/m; ε_r = 40.358; ρ = 1000 kg/m^3
Phantom section: Right Section

DASY 5 Configuration:

- Probe: EX3DV4 - SN3789; ConvF(7.3, 7.3, 7.3); Calibrated: 2022/9/30
- Sensor-Surface: 1.4mm (Mechanical Surface Detection)
- Electronics: DAE4 Sn896; Calibrated: 2022/3/24
- Phantom: SAM 4; Type: SAM; Serial: 1913
- DASY52 52.10.4(1527); SEMCAD X 14.6.14(7483)

Configuration/Head/Area Scan (8x13x1): Measurement grid: dx=15mm, dy=15mm
Maximum value of SAR (measured) = 0.377 W/kg

Configuration/Head/Zoom Scan (5x5x7)/Cube 0: Measurement grid: dx=8mm, dy=8mm, dz=5mm
Reference Value = 6.923 V/m; Power Drift = 0.04 dB
Peak SAR (extrapolated) = 0.493 W/kg
SAR(1 g) = 0.314 W/kg; SAR(10 g) = 0.197 W/kg
Maximum value of SAR (measured) = 0.420 W/kg

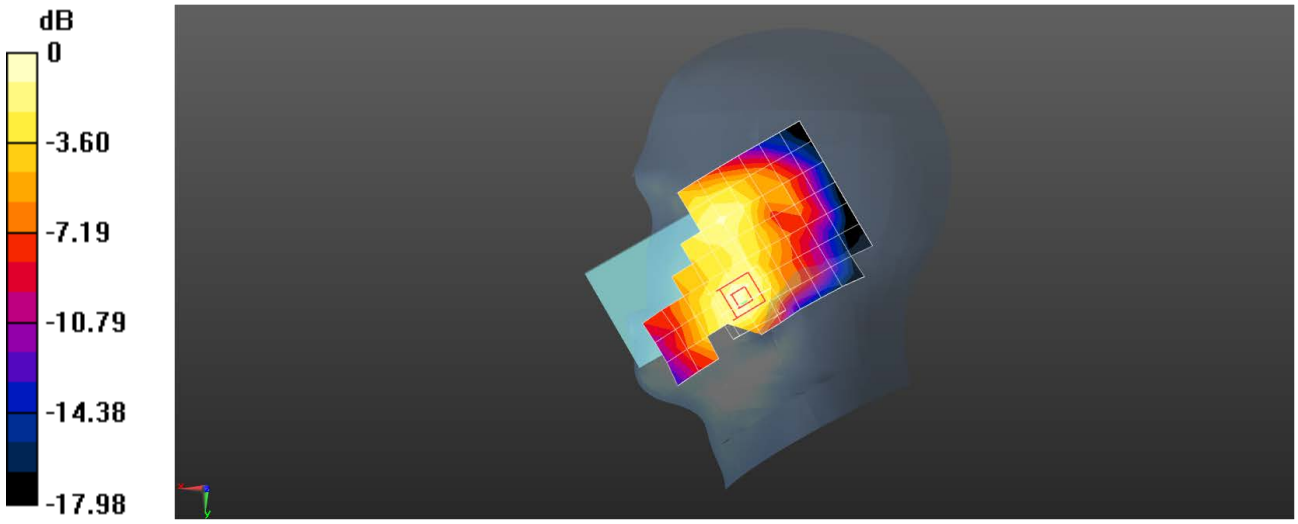

0 dB = 0.420 W/kg = -3.77 dBW/kg

Date: 2023/3/7

Test Laboratory: SGS-SAR Lab

U696CL LTE Band 25 20M QPSK 1RB50 26140CH Back side 15mm

DUT: U696CL; Type: smart phone; Serial: 35004938

Communication System: UID 0, LTE-FDD BW 20MHz (0); Frequency: 1860 MHz;Duty Cycle: 1:1

Medium: HSL1900;Medium parameters used: f = 1860 MHz; σ = 1.354 S/m; ε_r = 40.358; ρ = 1000 kg/m^3
Phantom section: Flat Section

DASY 5 Configuration:

- Probe: EX3DV4 - SN3789; ConvF(7.3, 7.3, 7.3); Calibrated: 2022/9/30
- Sensor-Surface: 1.4mm (Mechanical Surface Detection)
- Electronics: DAE4 Sn896; Calibrated: 2022/3/24
- Phantom: SAM 4; Type: SAM; Serial: 1913
- DASY52 52.10.4(1527); SEMCAD X 14.6.14(7483)

Configuration/Body/Area Scan (8x13x1): Measurement grid: dx=15mm, dy=15mm
Maximum value of SAR (measured) = 0.457 W/kg

Configuration/Body/Zoom Scan (5x5x7)/Cube 0: Measurement grid: dx=8mm, dy=8mm, dz=5mm
Reference Value = 10.69 V/m; Power Drift = -0.04 dB
Peak SAR (extrapolated) = 0.593 W/kg
SAR(1 g) = 0.322 W/kg; SAR(10 g) = 0.178 W/kg
Maximum value of SAR (measured) = 0.478 W/kg

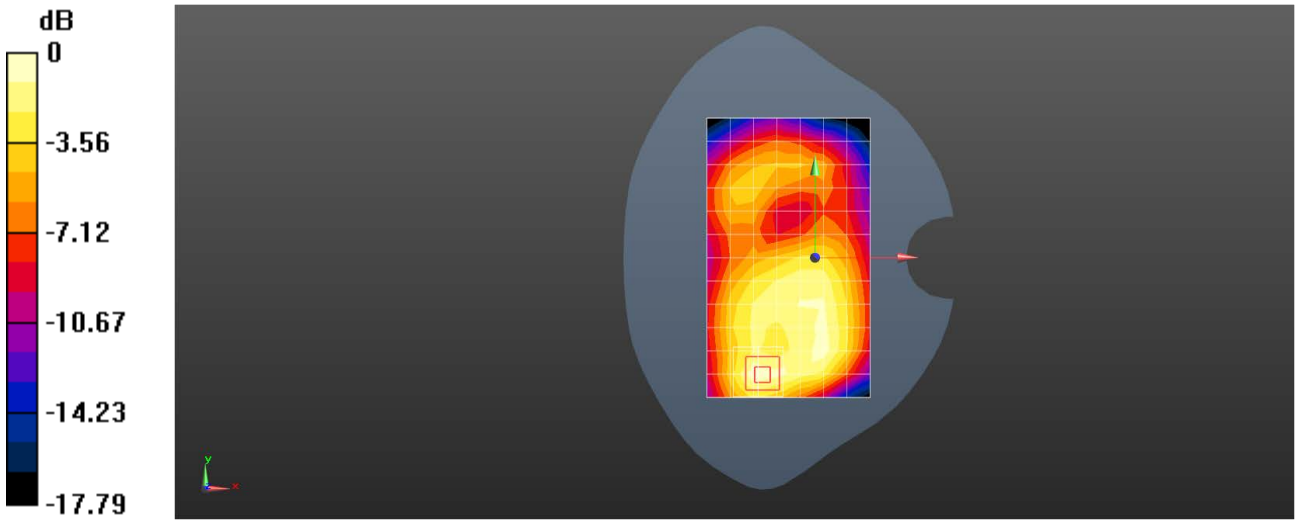

0 dB = 0.478 W/kg = -3.21 dBW/kg

Date: 2023/3/7

Test Laboratory: SGS-SAR Lab

U696CL LTE Band 25 20M QPSK 1RB50 26140CH Back side 10mm

DUT: U696CL; Type: smart phone; Serial: 35004938

Communication System: UID 0, LTE-FDD BW 20MHz (0); Frequency: 1860 MHz;Duty Cycle: 1:1

Medium: HSL1900;Medium parameters used: f = 1860 MHz; σ = 1.354 S/m; ε_r = 40.358; ρ = 1000 kg/m^3
Phantom section: Flat Section

DASY 5 Configuration:

- Probe: EX3DV4 - SN3789; ConvF(7.3, 7.3, 7.3); Calibrated: 2022/9/30
- Sensor-Surface: 1.4mm (Mechanical Surface Detection)
- Electronics: DAE4 Sn896; Calibrated: 2022/3/24
- Phantom: SAM 4; Type: SAM; Serial: 1913
- DASY52 52.10.4(1527); SEMCAD X 14.6.14(7483)

Configuration/Body/Area Scan (8x13x1): Measurement grid: dx=15mm, dy=15mm
Maximum value of SAR (measured) = 0.907 W/kg

Configuration/Body/Zoom Scan (5x5x7)/Cube 0: Measurement grid: dx=8mm, dy=8mm, dz=5mm
Reference Value = 13.94 V/m; Power Drift = -0.03 dB
Peak SAR (extrapolated) = 1.16 W/kg
SAR(1 g) = 0.647 W/kg; SAR(10 g) = 0.373 W/kg
Maximum value of SAR (measured) = 0.948 W/kg

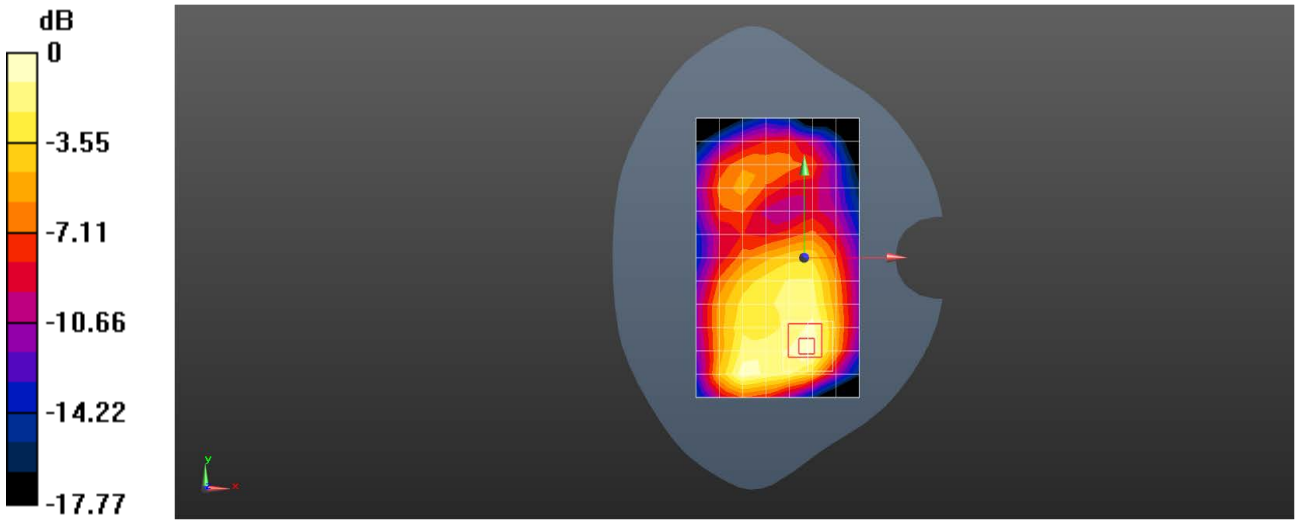

0 dB = 0.948 W/kg = -0.23 dBW/kg

Date: 2023/3/7

Test Laboratory: SGS-SAR Lab

U696CL LTE Band 25 20M QPSK 1RB50 26365CH Bottom side 0mm

DUT: U696CL; Type: smart phone; Serial: 35004938

Communication System: UID 0, LTE-FDD BW 20MHz (0); Frequency: 1882.5 MHz;Duty Cycle: 1:1

Medium: HSL1900;Medium parameters used: f = 1882.5 MHz; σ = 1.361 S/m; ε_r = 40.347; ρ = 1000 kg/m^3
Phantom section: Flat Section

DASY 5 Configuration:

- Probe: EX3DV4 - SN3789; ConvF(7.3, 7.3, 7.3); Calibrated: 2022/9/30
- Sensor-Surface: 1.4mm (Mechanical Surface Detection)
- Electronics: DAE4 Sn896; Calibrated: 2022/3/24
- Phantom: SAM 4; Type: SAM; Serial: 1913
- DASY52 52.10.4(1527); SEMCAD X 14.6.14(7483)

Configuration/Body/Area Scan (5x9x1): Measurement grid: dx=15mm, dy=15mm
Maximum value of SAR (measured) = 1.69 W/kg

Configuration/Body/Zoom Scan (5x5x7)/Cube 0: Measurement grid: dx=8mm, dy=8mm, dz=5mm
Reference Value = 25.09 V/m; Power Drift = 0.04 dB
Peak SAR (extrapolated) = 2.66 W/kg
SAR(1 g) = 1.29 W/kg; SAR(10 g) = 0.675 W/kg
Maximum value of SAR (measured) = 2.04 W/kg

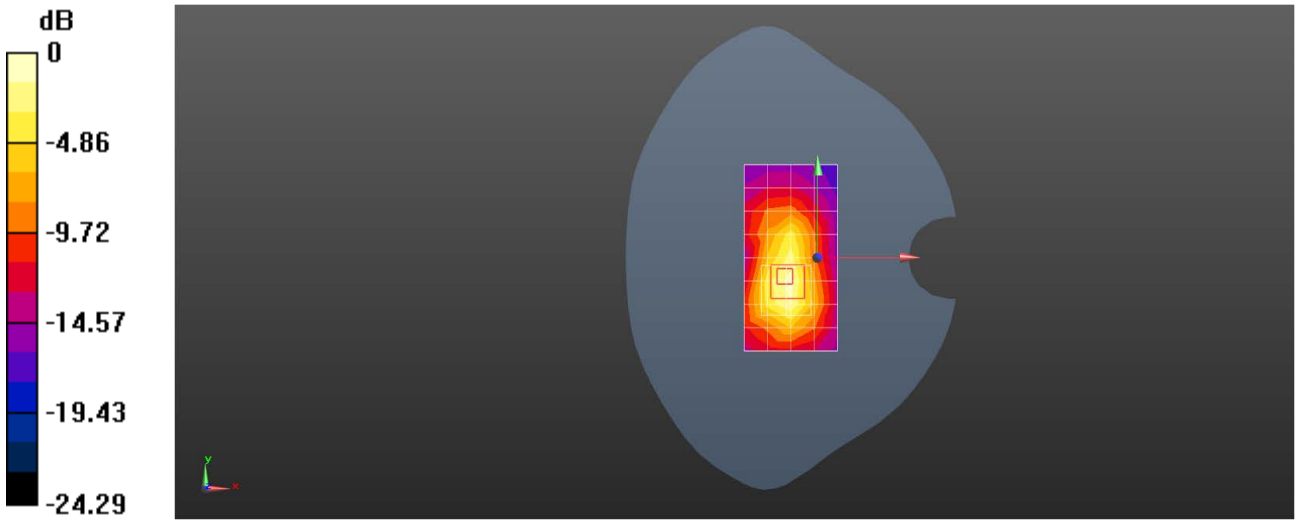

0 dB = 2.04 W/kg = 3.10 dBW/kg

Date: 2023/3/7

Test Laboratory: SGS-SAR Lab

U696CL LTE Band 26 15M QPSK 1RB38 26865CH Right cheek

DUT: U696CL; Type: smart phone; Serial: 35004938

Communication System: UID 0, LTE-FDD BW 15MHz (0); Frequency: 831.5 MHz;Duty Cycle: 1:1

Medium: HSL835;Medium parameters used: f = 831.5 MHz; σ = 0.882 S/m; ε_r = 43.078; ρ = 1000 kg/m^3
Phantom section: Right Section

DASY 5 Configuration:

- Probe: EX3DV4 - SN3789; ConvF(8.76, 8.76, 8.76); Calibrated: 2022/9/30
- Sensor-Surface: 1.4mm (Mechanical Surface Detection)
- Electronics: DAE4 Sn896; Calibrated: 2022/3/24
- Phantom: SAM 4; Type: SAM; Serial: 1913
- DASY52 52.10.4(1527); SEMCAD X 14.6.14(7483)

Configuration/Head/Area Scan (8x13x1): Measurement grid: dx=15mm, dy=15mm
Maximum value of SAR (measured) = 0.352 W/kg

Configuration/Head/Zoom Scan (5x5x7)/Cube 0: Measurement grid: dx=8mm, dy=8mm, dz=5mm
Reference Value = 4.589 V/m; Power Drift = 0.09 dB
Peak SAR (extrapolated) = 0.411 W/kg
SAR(1 g) = 0.305 W/kg; SAR(10 g) = 0.230 W/kg
Maximum value of SAR (measured) = 0.370 W/kg

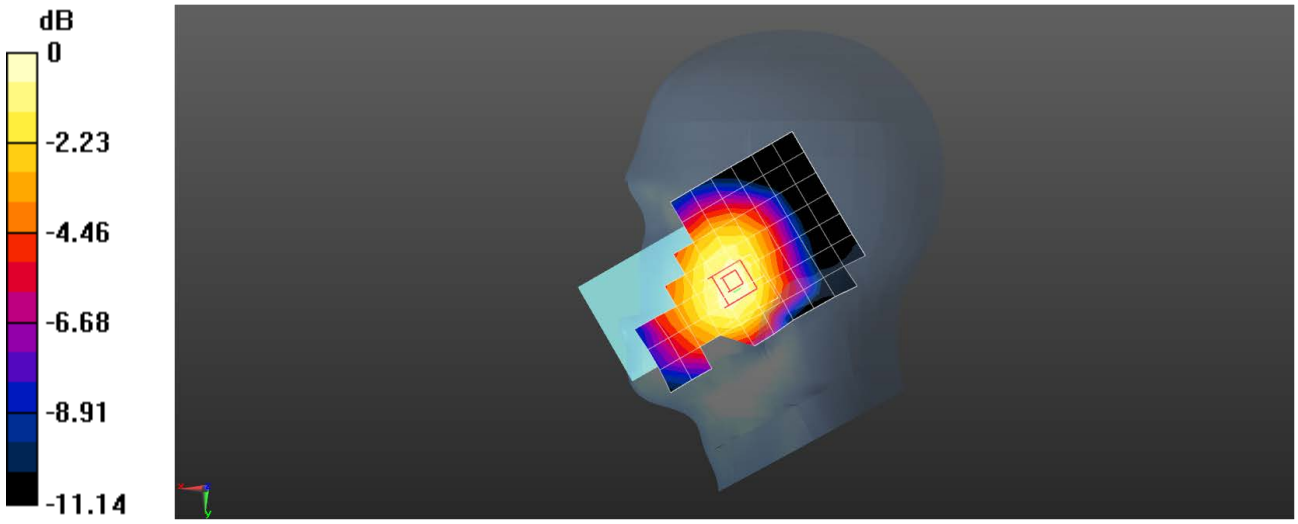

0 dB = 0.370 W/kg = -4.32 dBW/kg

Date: 2023/3/7

Test Laboratory: SGS-SAR Lab

U696CL LTE Band 26 15M QPSK 1RB38 26865CH Back side 15mm

DUT: U696CL; Type: smart phone; Serial: 35004938

Communication System: UID 0, LTE-FDD BW 15MHz (0); Frequency: 831.5 MHz;Duty Cycle: 1:1

Medium: HSL835;Medium parameters used: f = 831.5 MHz; σ = 0.882 S/m; ε_r = 43.078; ρ = 1000 kg/m^3
Phantom section: Flat Section

DASY 5 Configuration:

- Probe: EX3DV4 - SN3789; ConvF(8.76, 8.76, 8.76); Calibrated: 2022/9/30
- Sensor-Surface: 1.4mm (Mechanical Surface Detection)
- Electronics: DAE4 Sn896; Calibrated: 2022/3/24
- Phantom: SAM 4; Type: SAM; Serial: 1913
- DASY52 52.10.4(1527); SEMCAD X 14.6.14(7483)

Configuration/Body/Area Scan (8x13x1): Measurement grid: dx=15mm, dy=15mm
Maximum value of SAR (measured) = 0.421 W/kg

Configuration/Body/Zoom Scan (5x5x7)/Cube 0: Measurement grid: dx=8mm, dy=8mm, dz=5mm
Reference Value = 19.51 V/m; Power Drift = -0.04 dB
Peak SAR (extrapolated) = 0.468 W/kg
SAR(1 g) = 0.327 W/kg; SAR(10 g) = 0.243 W/kg
Maximum value of SAR (measured) = 0.418 W/kg

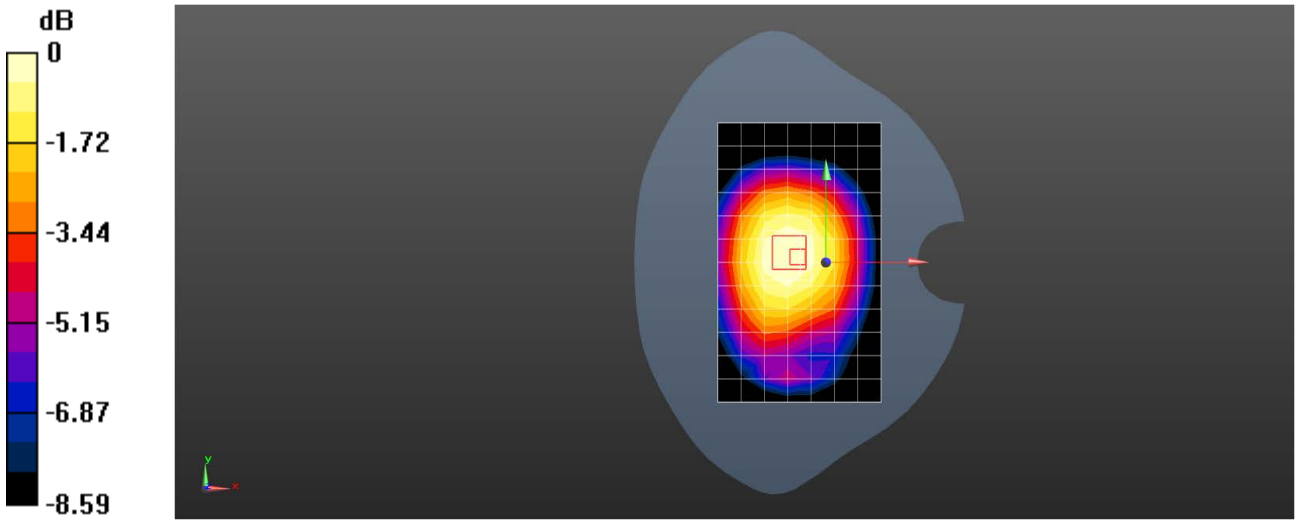

0 dB = 0.418 W/kg = -3.79 dBW/kg

Date: 2023/3/7

Test Laboratory: SGS-SAR Lab

U696CL LTE Band 26 15M QPSK 1RB38 26865CH Back side 10mm

DUT: U696CL; Type: smart phone; Serial: 35004938

Communication System: UID 0, LTE-FDD BW 15MHz (0); Frequency: 831.5 MHz;Duty Cycle: 1:1

Medium: HSL835;Medium parameters used: f = 831.5 MHz; σ = 0.882 S/m; ε_r = 43.078; ρ = 1000 kg/m^3
Phantom section: Flat Section

DASY 5 Configuration:

- Probe: EX3DV4 - SN3789; ConvF(8.76, 8.76, 8.76); Calibrated: 2022/9/30
- Sensor-Surface: 1.4mm (Mechanical Surface Detection)
- Electronics: DAE4 Sn896; Calibrated: 2022/3/24
- Phantom: SAM 4; Type: SAM; Serial: 1913
- DASY52 52.10.4(1527); SEMCAD X 14.6.14(7483)

Configuration/Body/Area Scan (8x13x1): Measurement grid: dx=15mm, dy=15mm
Maximum value of SAR (measured) = 0.523 W/kg

Configuration/Body/Zoom Scan (5x5x7)/Cube 0: Measurement grid: dx=8mm, dy=8mm, dz=5mm
Reference Value = 21.16 V/m; Power Drift = 0.11 dB
Peak SAR (extrapolated) = 0.572 W/kg
SAR(1 g) = 0.409 W/kg; SAR(10 g) = 0.305 W/kg
Maximum value of SAR (measured) = 0.510 W/kg

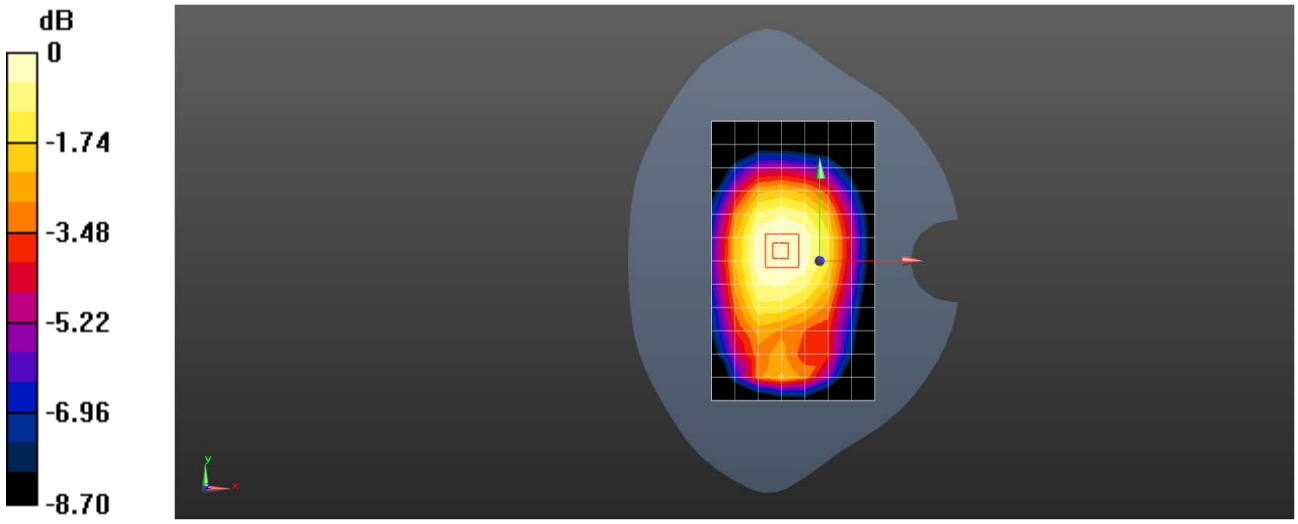

0 dB = 0.510 W/kg = -2.92 dBW/kg

Date: 2023/3/8

Test Laboratory: SGS-SAR Lab

U696CL LTE Band 41 20M QPSK 1RB50 40185CH Right cheek

DUT: U696CL; Type: smart phone; Serial: 35004938

Communication System: UID 0, LTE-TDD BW 20MHz (0); Frequency: 2549.5 MHz;Duty Cycle: 1:1.58

Medium: HSL2600;Medium parameters used: f = 2549.5 MHz; σ = 1.913 S/m; ε_r = 39.884; ρ = 1000 kg/m^3
Phantom section: Right Section

DASY 5 Configuration:

- Probe: EX3DV4 - SN3789; ConvF(6.8, 6.8, 6.8); Calibrated: 2022/9/30
- Sensor-Surface: 1.4mm (Mechanical Surface Detection)
- Electronics: DAE4 Sn896; Calibrated: 2022/3/24
- Phantom: SAM 4; Type: SAM; Serial: 1913
- DASY52 52.10.4(1527); SEMCAD X 14.6.14(7483)

Configuration/Head/Area Scan (9x16x1): Measurement grid: dx=12mm, dy=12mm
Maximum value of SAR (measured) = 0.188 W/kg

Configuration/Head/Zoom Scan (7x7x7)/Cube 0: Measurement grid: dx=5mm, dy=5mm, dz=5mm
Reference Value = 2.045 V/m; Power Drift = 0.03 dB
Peak SAR (extrapolated) = 0.247 W/kg
SAR(1 g) = 0.138 W/kg; SAR(10 g) = 0.077 W/kg
Maximum value of SAR (measured) = 0.200 W/kg

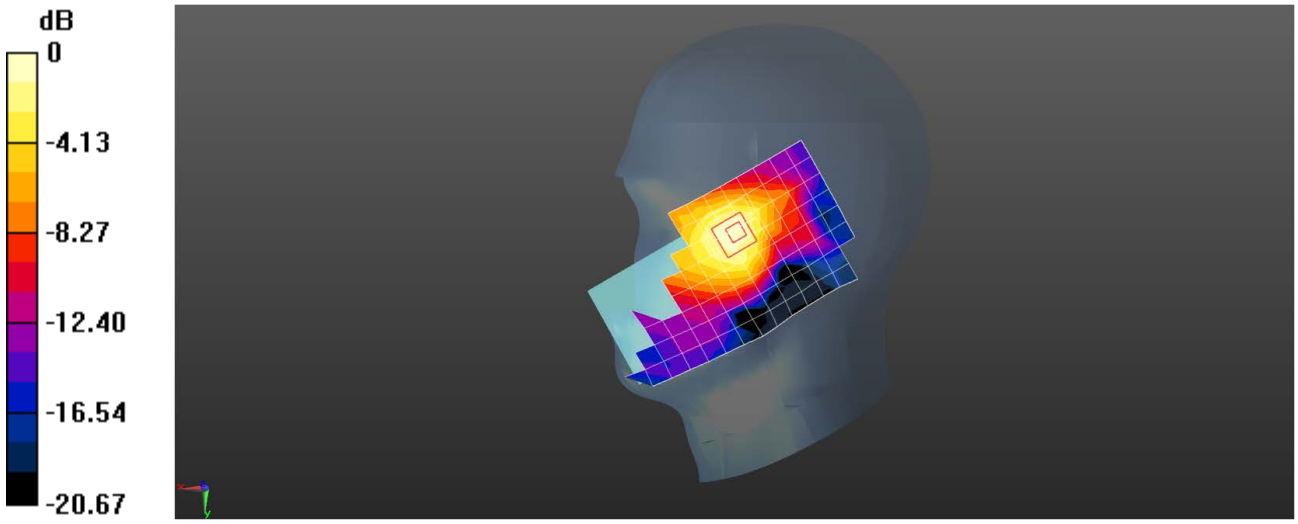

0 dB = 0.200 W/kg = -6.99 dBW/kg

Date: 2023/3/8

Test Laboratory: SGS-SAR Lab

U696CL LTE Band 41 20M QPSK 1RB50 40185CH Back side 15mm

DUT: U696CL; Type: smart phone; Serial: 35004938

Communication System: UID 0, LTE-TDD BW 20MHz (0); Frequency: 2549.5 MHz;Duty Cycle: 1:1.58

Medium: HSL2600;Medium parameters used: f = 2549.5 MHz; σ = 1.913 S/m; ε_r = 39.884; ρ = 1000 kg/m^3
Phantom section: Flat Section

DASY 5 Configuration:

- Probe: EX3DV4 - SN3789; ConvF(6.8, 6.8, 6.8); Calibrated: 2022/9/30
- Sensor-Surface: 1.4mm (Mechanical Surface Detection)
- Electronics: DAE4 Sn896; Calibrated: 2022/3/24
- Phantom: SAM 4; Type: SAM; Serial: 1913
- DASY52 52.10.4(1527); SEMCAD X 14.6.14(7483)

Configuration/Body/Area Scan (9x16x1): Measurement grid: dx=12mm, dy=12mm
Maximum value of SAR (measured) = 0.274 W/kg

Configuration/Body/Zoom Scan (7x7x7)/Cube 0: Measurement grid: dx=5mm, dy=5mm, dz=5mm
Reference Value = 4.408 V/m; Power Drift = -0.04 dB
Peak SAR (extrapolated) = 0.408 W/kg
SAR(1 g) = 0.205 W/kg; SAR(10 g) = 0.103 W/kg
Maximum value of SAR (measured) = 0.328 W/kg

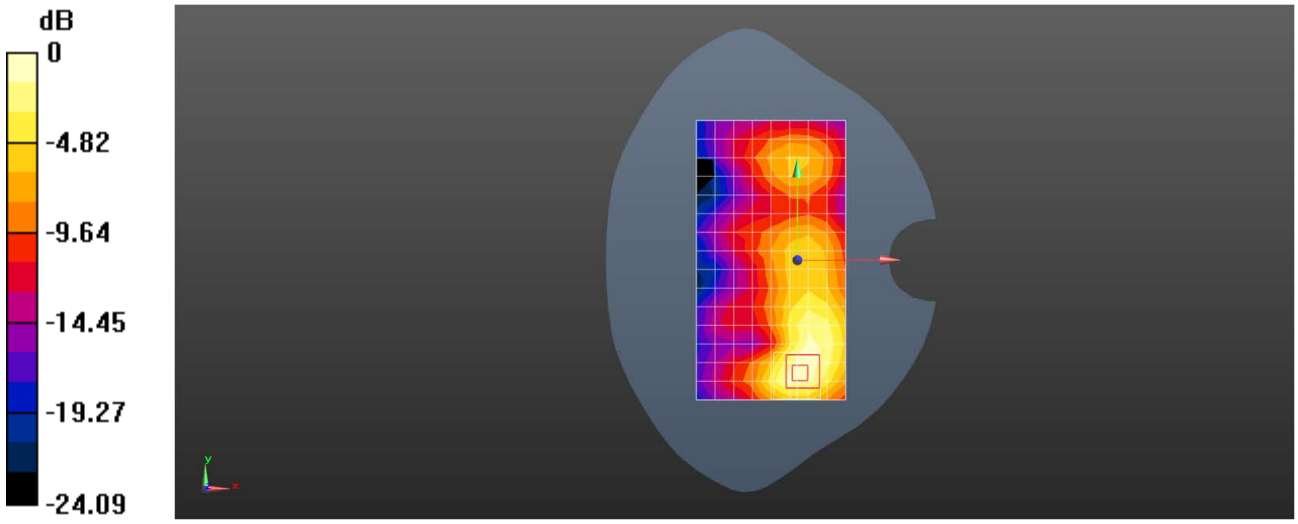

0 dB = 0.328 W/kg = -4.84 dBW/kg

Date: 2023/3/8

Test Laboratory: SGS-SAR Lab

U696CL LTE Band 41 20M QPSK 1RB50 41490CH Bottom side 10mm

DUT: U696CL; Type: smart phone; Serial: 35004938

Communication System: UID 0, LTE-TDD BW 20MHz (0); Frequency: 2680 MHz;Duty Cycle: 1:1.58

Medium: HSL2600;Medium parameters used: f = 2680 MHz; σ = 2.066 S/m; ε_r = 39.449; ρ = 1000 kg/m^3
Phantom section: Flat Section

DASY 5 Configuration:

- Probe: EX3DV4 - SN3789; ConvF(6.8, 6.8, 6.8); Calibrated: 2022/9/30
- Sensor-Surface: 1.4mm (Mechanical Surface Detection)
- Electronics: DAE4 Sn896; Calibrated: 2022/3/24
- Phantom: SAM 4; Type: SAM; Serial: 1913
- DASY52 52.10.4(1527); SEMCAD X 14.6.14(7483)

Configuration/Body/Area Scan (6x11x1): Measurement grid: dx=12mm, dy=12mm
Maximum value of SAR (measured) = 1.52 W/kg

Configuration/Body/Zoom Scan (7x7x7)/Cube 0: Measurement grid: dx=5mm, dy=5mm, dz=5mm
Reference Value = 9.431 V/m; Power Drift = 0.04 dB
Peak SAR (extrapolated) = 2.01 W/kg
SAR(1 g) = 0.956 W/kg; SAR(10 g) = 0.433 W/kg
Maximum value of SAR (measured) = 1.61 W/kg

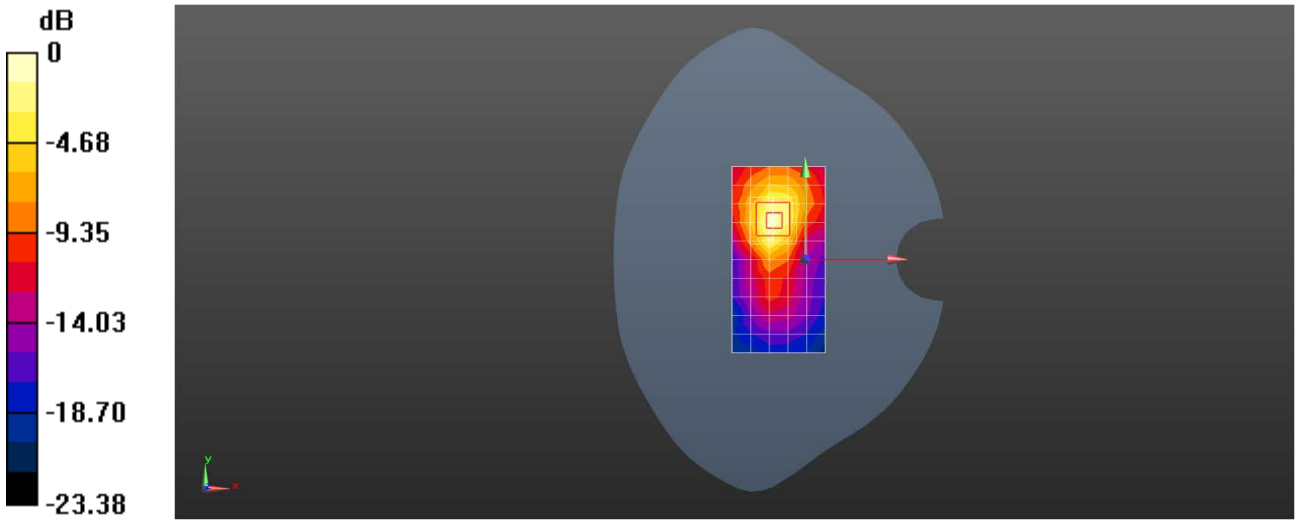

0 dB = 1.61 W/kg = 2.07 dBW/kg

Date: 2023/3/8

Test Laboratory: SGS-SAR Lab

U696CL LTE Band 41 20M QPSK 1RB50 40185CH Bottom side 0mm

DUT: U696CL; Type: smart phone; Serial: 35004938

Communication System: UID 0, LTE-TDD BW 20MHz (0); Frequency: 2549.5 MHz;Duty Cycle: 1:1.58

Medium: HSL2600;Medium parameters used: f = 2549.5 MHz; σ = 1.913 S/m; ε_r = 39.884; ρ = 1000 kg/m^3
Phantom section: Flat Section

DASY 5 Configuration:

- Probe: EX3DV4 - SN3789; ConvF(6.8, 6.8, 6.8); Calibrated: 2022/9/30
- Sensor-Surface: 1.4mm (Mechanical Surface Detection)
- Electronics: DAE4 Sn896; Calibrated: 2022/3/24
- Phantom: SAM 4; Type: SAM; Serial: 1913
- DASY52 52.10.4(1527); SEMCAD X 14.6.14(7483)

Configuration/Body/Area Scan (6x11x1): Measurement grid: dx=12mm, dy=12mm
Maximum value of SAR (measured) = 3.15 W/kg

Configuration/Body/Zoom Scan (7x7x7)/Cube 0: Measurement grid: dx=5mm, dy=5mm, dz=5mm
Reference Value = 7.007 V/m; Power Drift = 0.05 dB
Peak SAR (extrapolated) = 4.29 W/kg
SAR(1 g) = 1.49 W/kg; SAR(10 g) = 0.487 W/kg
Maximum value of SAR (measured) = 3.12 W/kg

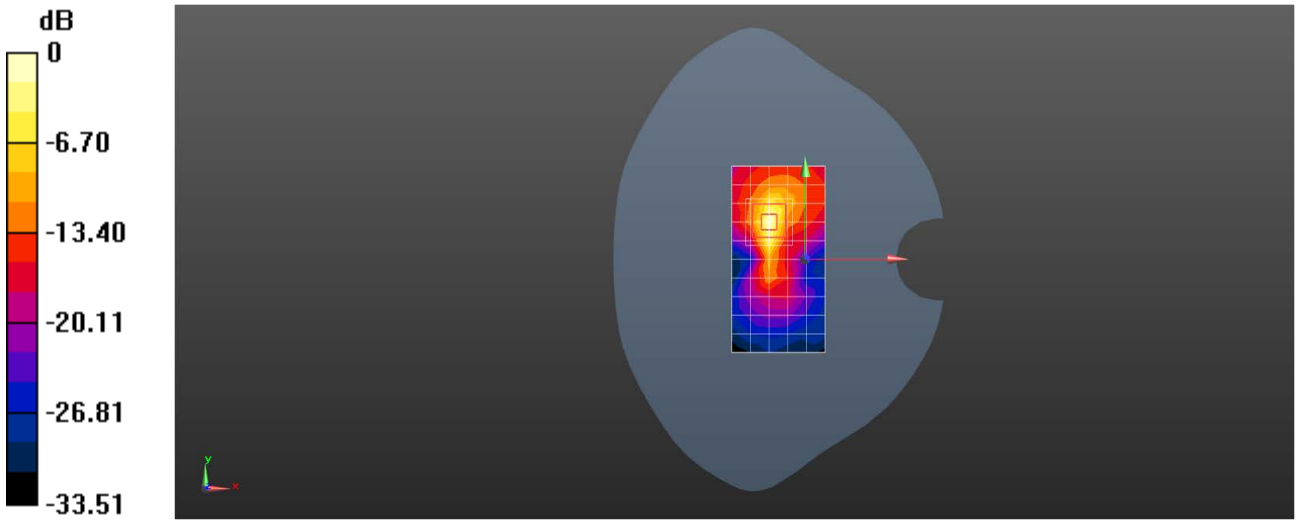

0 dB = 3.12 W/kg = 4.94 dBW/kg

Date: 2023/3/7

Test Laboratory: SGS-SAR Lab

U696CL LTE Band 66 20M QPSK 1RB50 132572CH Left cheek

DUT: U696CL; Type: smart phone; Serial: 35004938

Communication System: UID 0, LTE-FDD BW 20MHz (0); Frequency: 1770 MHz;Duty Cycle: 1:1

Medium: HSL1750;Medium parameters used: f = 1770 MHz; σ = 1.355 S/m; ε_r = 40.403; ρ = 1000 kg/m^3
Phantom section: Left Section

DASY 5 Configuration:

- Probe: EX3DV4 - SN3789; ConvF(7.65, 7.65, 7.65); Calibrated: 2022/9/30
- Sensor-Surface: 1.4mm (Mechanical Surface Detection)
- Electronics: DAE4 Sn896; Calibrated: 2022/3/24
- Phantom: SAM 4; Type: SAM; Serial: 1913
- DASY52 52.10.4(1527); SEMCAD X 14.6.14(7483)

Configuration/Head/Area Scan (8x13x1): Measurement grid: dx=15mm, dy=15mm
Maximum value of SAR (measured) = 0.434 W/kg

Configuration/Head/Zoom Scan (5x5x7)/Cube 0: Measurement grid: dx=8mm, dy=8mm, dz=5mm
Reference Value = 6.622 V/m; Power Drift = 0.15 dB
Peak SAR (extrapolated) = 0.553 W/kg
SAR(1 g) = 0.357 W/kg; SAR(10 g) = 0.230 W/kg
Maximum value of SAR (measured) = 0.481 W/kg

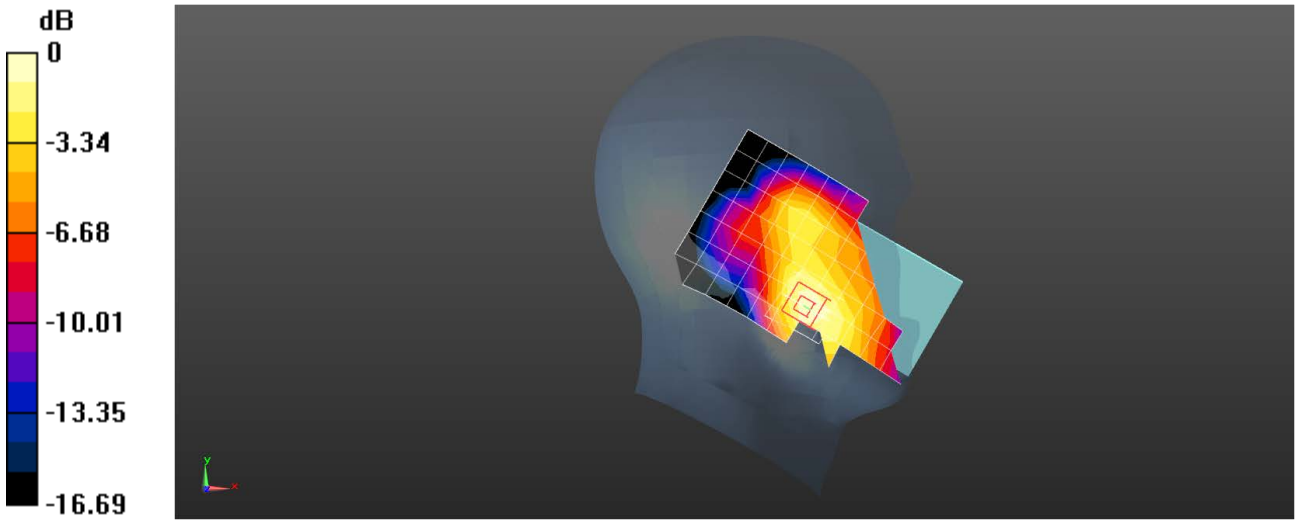

0 dB = 0.481 W/kg = -3.18 dBW/kg

Date: 2023/3/7

Test Laboratory: SGS-SAR Lab

U696CL LTE Band 66 20M QPSK 1RB50 132572CH Back side 15mm

DUT: U696CL; Type: smart phone; Serial: 35004938

Communication System: UID 0, LTE-FDD BW 20MHz (0); Frequency: 1770 MHz;Duty Cycle: 1:1

Medium: HSL1750;Medium parameters used: f = 1770 MHz; σ = 1.355 S/m; ε_r = 40.403; ρ = 1000 kg/m^3
Phantom section: Flat Section

DASY 5 Configuration:

- Probe: EX3DV4 - SN3789; ConvF(7.65, 7.65, 7.65); Calibrated: 2022/9/30
- Sensor-Surface: 1.4mm (Mechanical Surface Detection)
- Electronics: DAE4 Sn896; Calibrated: 2022/3/24
- Phantom: SAM 4; Type: SAM; Serial: 1913
- DASY52 52.10.4(1527); SEMCAD X 14.6.14(7483)

Configuration/Body/Area Scan (8x13x1): Measurement grid: dx=15mm, dy=15mm
Maximum value of SAR (measured) = 0.368 W/kg

Configuration/Body/Zoom Scan (5x5x7)/Cube 0: Measurement grid: dx=8mm, dy=8mm, dz=5mm
Reference Value = 8.117 V/m; Power Drift = -0.13 dB
Peak SAR (extrapolated) = 0.446 W/kg
SAR(1 g) = 0.281 W/kg; SAR(10 g) = 0.182 W/kg
Maximum value of SAR (measured) = 0.385 W/kg

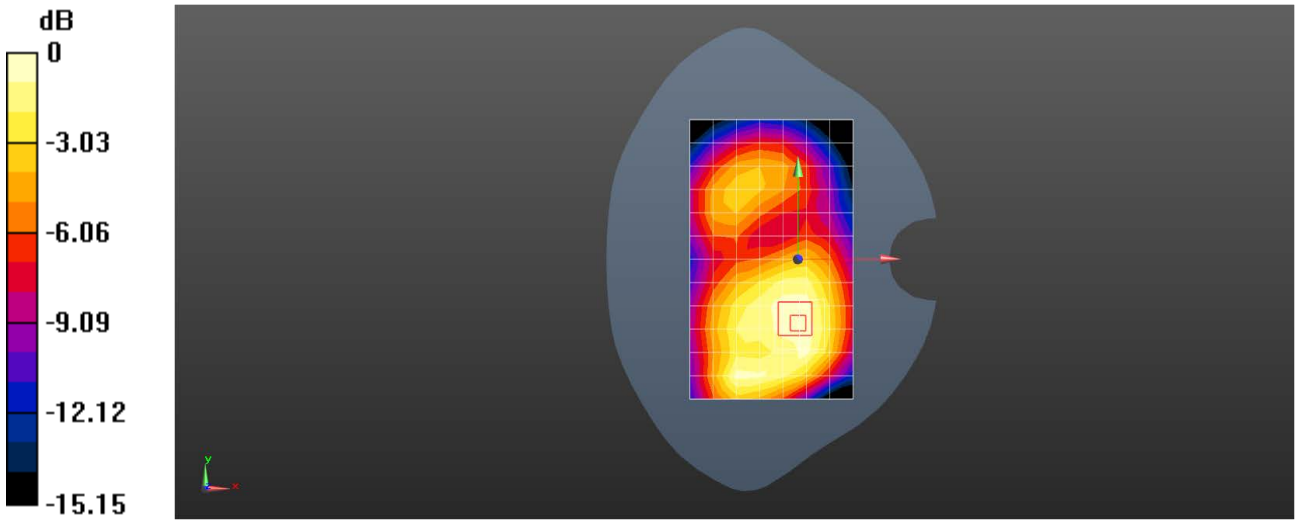

0 dB = 0.385 W/kg = -4.15 dBW/kg

Date: 2023/3/7

Test Laboratory: SGS-SAR Lab

U696CL LTE Band 66 20M QPSK 1RB50 132572CH Bottom side 10mm

DUT: U696CL; Type: smart phone; Serial: 35004938

Communication System: UID 0, LTE-FDD BW 20MHz (0); Frequency: 1770 MHz;Duty Cycle: 1:1

Medium: HSL1750;Medium parameters used: f = 1770 MHz; σ = 1.355 S/m; ε_r = 40.403; ρ = 1000 kg/m^3
Phantom section: Flat Section

DASY 5 Configuration:

- Probe: EX3DV4 - SN3789; ConvF(7.65, 7.65, 7.65); Calibrated: 2022/9/30
- Sensor-Surface: 1.4mm (Mechanical Surface Detection)
- Electronics: DAE4 Sn896; Calibrated: 2022/3/24
- Phantom: SAM 4; Type: SAM; Serial: 1913
- DASY52 52.10.4(1527); SEMCAD X 14.6.14(7483)

Configuration/Body/Area Scan (5x9x1): Measurement grid: dx=15mm, dy=15mm
Maximum value of SAR (measured) = 0.689 W/kg

Configuration/Body/Zoom Scan (5x5x7)/Cube 0: Measurement grid: dx=8mm, dy=8mm, dz=5mm
Reference Value = 19.89 V/m; Power Drift = -0.07 dB
Peak SAR (extrapolated) = 0.866 W/kg
SAR(1 g) = 0.488 W/kg; SAR(10 g) = 0.270 W/kg
Maximum value of SAR (measured) = 0.716 W/kg

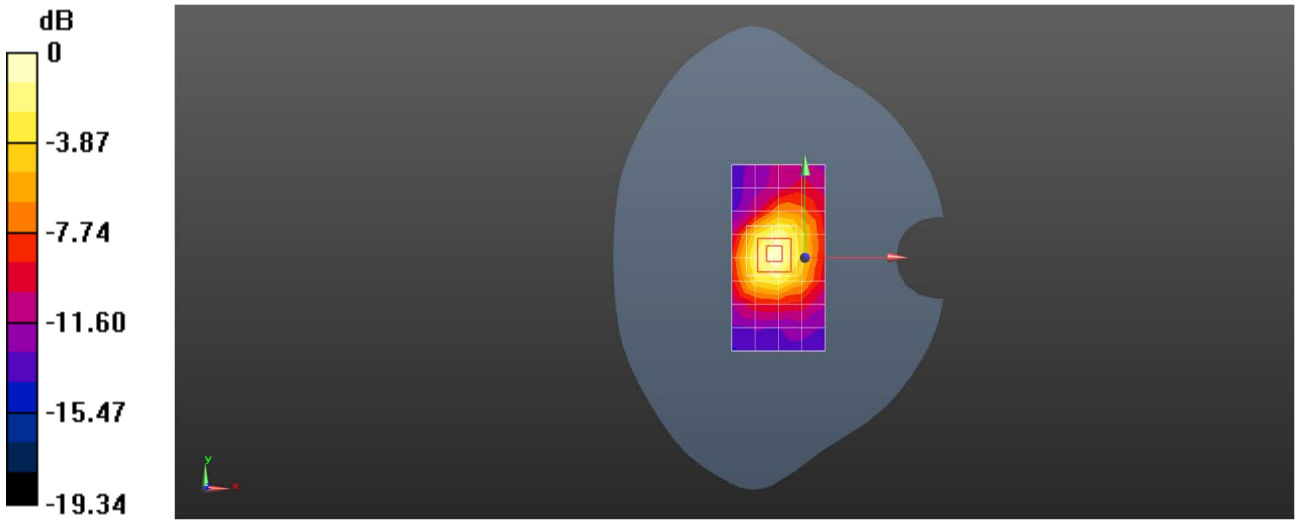

0 dB = 0.716 W/kg = -1.45 dBW/kg

Date: 2023/3/7

Test Laboratory: SGS-SAR Lab

U696CL LTE Band 66 20M QPSK 50RB50 132572CH Bottom side 0mm

DUT: U696CL; Type: smart phone; Serial: 35004938

Communication System: UID 0, LTE-FDD BW 20MHz (0); Frequency: 1770 MHz;Duty Cycle: 1:1

Medium: HSL1750;Medium parameters used: f = 1770 MHz; σ = 1.355 S/m; ε_r = 40.403; ρ = 1000 kg/m^3
Phantom section: Flat Section

DASY 5 Configuration:

- Probe: EX3DV4 - SN3789; ConvF(7.65, 7.65, 7.65); Calibrated: 2022/9/30
- Sensor-Surface: 1.4mm (Mechanical Surface Detection)
- Electronics: DAE4 Sn896; Calibrated: 2022/3/24
- Phantom: SAM 4; Type: SAM; Serial: 1913
- DASY52 52.10.4(1527); SEMCAD X 14.6.14(7483)

Configuration/Body/Area Scan (5x9x1): Measurement grid: dx=15mm, dy=15mm
Maximum value of SAR (measured) = 2.19 W/kg

Configuration/Body/Zoom Scan (5x5x7)/Cube 0: Measurement grid: dx=8mm, dy=8mm, dz=5mm
Reference Value = 31.36 V/m; Power Drift = -0.16 dB
Peak SAR (extrapolated) = 2.64 W/kg
SAR(1 g) = 1.18 W/kg; SAR(10 g) = 0.549 W/kg
Maximum value of SAR (measured) = 2.04 W/kg

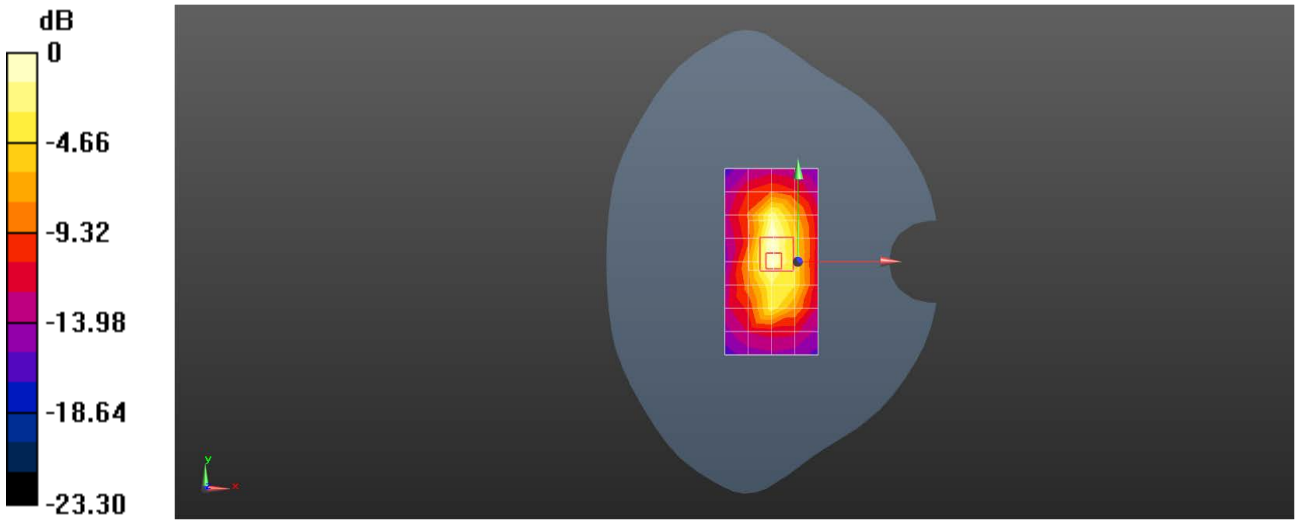

0 dB = 2.04 W/kg = 3.10 dBW/kg

Date: 2023/3/7

Test Laboratory: SGS-SAR Lab

U696CL LTE Band 71 20M QPSK 1RB50 133322CH Right cheek

DUT: U696CL; Type: smart phone; Serial: 35004938

Communication System: UID 0, LTE-FDD BW 20MHz (0); Frequency: 683 MHz;Duty Cycle: 1:1

Medium: HSL750;Medium parameters used: f = 683 MHz; σ = 0.884 S/m; ε_r = 44.039; ρ = 1000 kg/m^3
Phantom section: Right Section

DASY 5 Configuration:

- Probe: EX3DV4 - SN3789; ConvF(9.09, 9.09, 9.09); Calibrated: 2022/9/30
- Sensor-Surface: 1.4mm (Mechanical Surface Detection)
- Electronics: DAE4 Sn896; Calibrated: 2022/3/24
- Phantom: SAM 4; Type: SAM; Serial: 1913
- DASY52 52.10.4(1527); SEMCAD X 14.6.14(7483)

Configuration/Head/Area Scan (8x13x1): Measurement grid: dx=15mm, dy=15mm
Maximum value of SAR (measured) = 0.409 W/kg

Configuration/Head/Zoom Scan (5x5x7)/Cube 0: Measurement grid: dx=8mm, dy=8mm, dz=5mm
Reference Value = 6.875 V/m; Power Drift = -0.14 dB
Peak SAR (extrapolated) = 0.445 W/kg
SAR(1 g) = 0.320 W/kg; SAR(10 g) = 0.245 W/kg
Maximum value of SAR (measured) = 0.392 W/kg

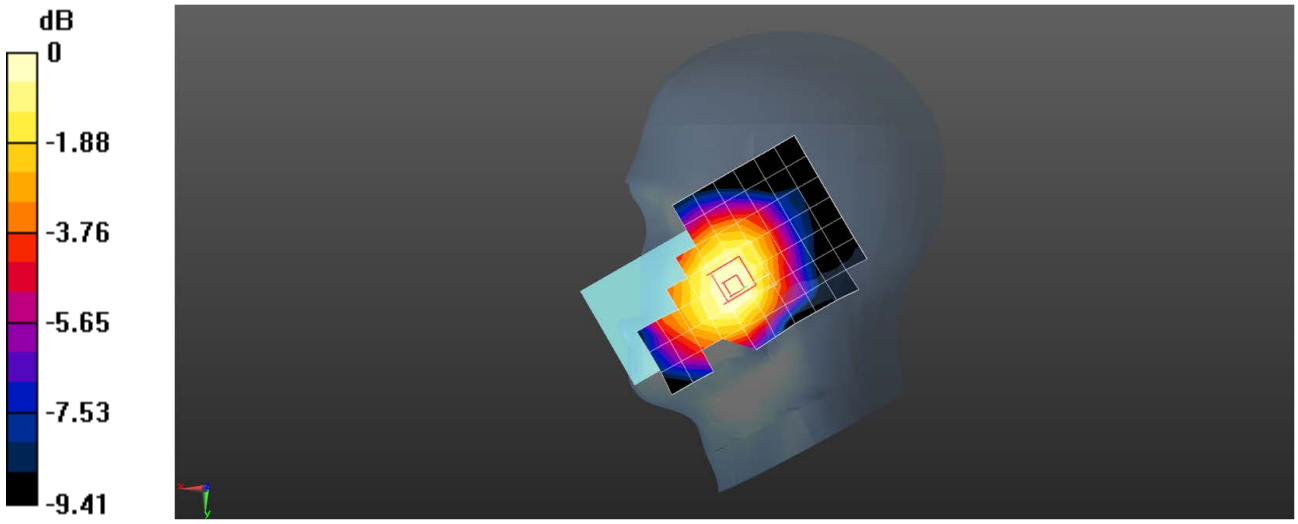

0 dB = 0.392 W/kg = -4.07 dBW/kg

Date: 2023/3/7

Test Laboratory: SGS-SAR Lab

U696CL LTE Band 71 20M QPSK 1RB50 133322CH Back side 15mm

DUT: U696CL; Type: smart phone; Serial: 35004938

Communication System: UID 0, LTE-FDD BW 20MHz (0); Frequency: 683 MHz;Duty Cycle: 1:1

Medium: HSL750;Medium parameters used: f = 683 MHz; σ = 0.884 S/m; ε_r = 44.039; ρ = 1000 kg/m^3
Phantom section: Flat Section

DASY 5 Configuration:

- Probe: EX3DV4 - SN3789; ConvF(9.09, 9.09, 9.09); Calibrated: 2022/9/30
- Sensor-Surface: 1.4mm (Mechanical Surface Detection)
- Electronics: DAE4 Sn896; Calibrated: 2022/3/24
- Phantom: SAM 4; Type: SAM; Serial: 1913
- DASY52 52.10.4(1527); SEMCAD X 14.6.14(7483)

Configuration/Body/Area Scan (8x13x1): Measurement grid: dx=15mm, dy=15mm
Maximum value of SAR (measured) = 0.497 W/kg

Configuration/Body/Zoom Scan (5x5x7)/Cube 0: Measurement grid: dx=8mm, dy=8mm, dz=5mm
Reference Value = 21.41 V/m; Power Drift = 0.13 dB
Peak SAR (extrapolated) = 0.578 W/kg
SAR(1 g) = 0.408 W/kg; SAR(10 g) = 0.305 W/kg
Maximum value of SAR (measured) = 0.513 W/kg

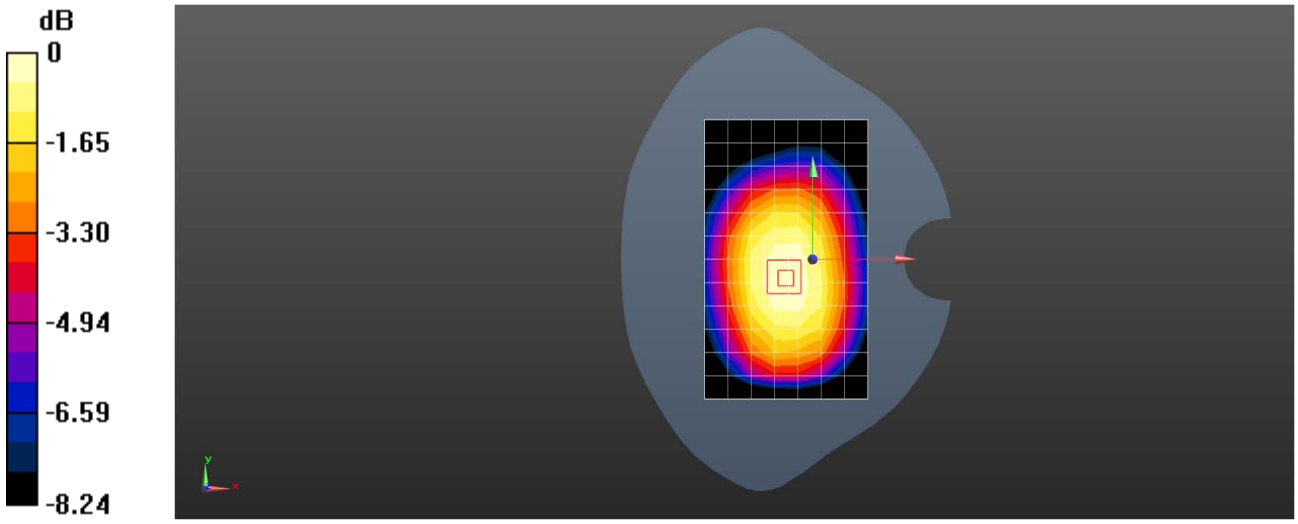

0 dB = 0.513 W/kg = -2.90 dBW/kg

Date: 2023/3/7

Test Laboratory: SGS-SAR Lab

U696CL LTE Band 71 20M QPSK 1RB50 133322CH Back side 10mm

DUT: U696CL; Type: smart phone; Serial: 35004938

Communication System: UID 0, LTE-FDD BW 20MHz (0); Frequency: 683 MHz;Duty Cycle: 1:1

Medium: HSL750;Medium parameters used: f = 683 MHz; σ = 0.884 S/m; ε_r = 44.039; ρ = 1000 kg/m^3
Phantom section: Flat Section

DASY 5 Configuration:

- Probe: EX3DV4 - SN3789; ConvF(9.09, 9.09, 9.09); Calibrated: 2022/9/30
- Sensor-Surface: 1.4mm (Mechanical Surface Detection)
- Electronics: DAE4 Sn896; Calibrated: 2022/3/24
- Phantom: SAM 4; Type: SAM; Serial: 1913
- DASY52 52.10.4(1527); SEMCAD X 14.6.14(7483)

Configuration/Body/Area Scan (8x13x1): Measurement grid: dx=15mm, dy=15mm
Maximum value of SAR (measured) = 0.647 W/kg

Configuration/Body/Zoom Scan (5x5x7)/Cube 0: Measurement grid: dx=8mm, dy=8mm, dz=5mm
Reference Value = 24.68 V/m; Power Drift = -0.05 dB
Peak SAR (extrapolated) = 0.729 W/kg
SAR(1 g) = 0.513 W/kg; SAR(10 g) = 0.383 W/kg
Maximum value of SAR (measured) = 0.640 W/kg

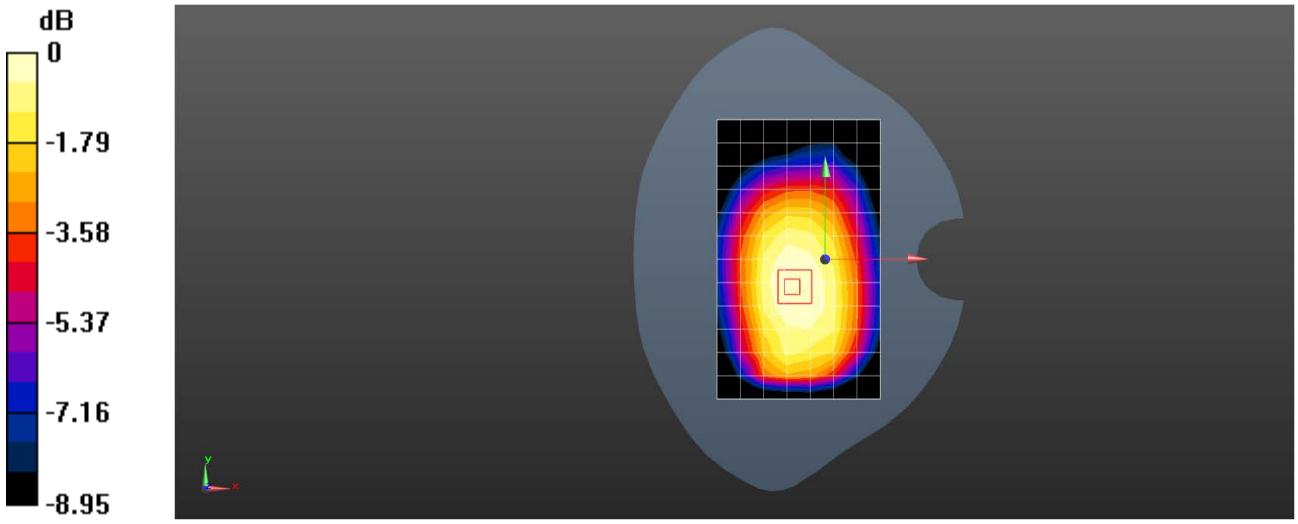

0 dB = 0.640 W/kg = -1.94 dBW/kg

Date: 2023/3/7

Test Laboratory: SGS-SAR Lab

U696CL WIFI 2.4G 802.11b 1CH Left cheek

DUT: U696CL; Type: smart phone; Serial: 35004938

Communication System: UID 0, WI-FI(2.4GHz) (0); Frequency: 2412 MHz;Duty Cycle: 1:1

Medium: HSL2450;Medium parameters used: f = 2412 MHz; σ = 1.76 S/m; ε_r = 40.291; ρ = 1000 kg/m^3
Phantom section: Left Section

DASY 5 Configuration:

- Probe: EX3DV4 - SN3789; ConvF(6.98, 6.98, 6.98); Calibrated: 2022/9/30
- Sensor-Surface: 1.4mm (Mechanical Surface Detection)
- Electronics: DAE4 Sn896; Calibrated: 2022/3/24
- Phantom: SAM 4; Type: SAM; Serial: 1913
- DASY52 52.10.4(1527); SEMCAD X 14.6.14(7483)

Configuration/Head/Area Scan (9x16x1): Measurement grid: dx=12mm, dy=12mm
Maximum value of SAR (measured) = 1.20 W/kg

Configuration/Head/Zoom Scan (7x7x7)/Cube 0: Measurement grid: dx=5mm, dy=5mm, dz=5mm
Reference Value = 14.92 V/m; Power Drift = -0.14 dB
Peak SAR (extrapolated) = 1.41 W/kg
SAR(1 g) = 0.681 W/kg; SAR(10 g) = 0.397 W/kg
Maximum value of SAR (measured) = 1.03 W/kg

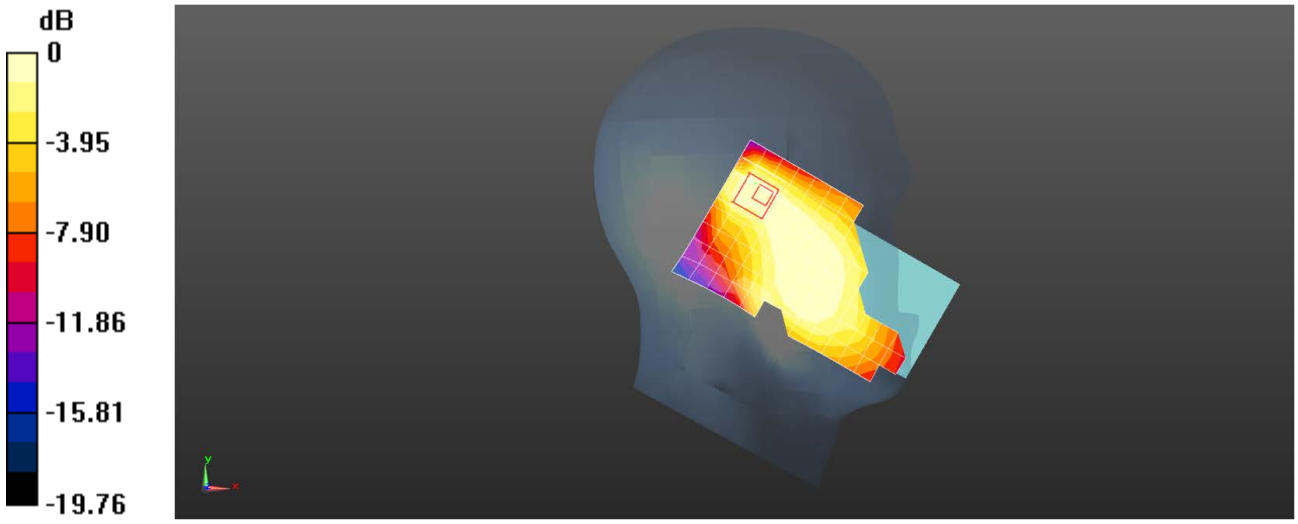

0 dB = 1.03 W/kg = 0.13 dBW/kg

Date: 2023/3/7

Test Laboratory: SGS-SAR Lab

U696CL WIFI 2.4G 802.11b 1CH Back side 15mm

DUT: U696CL; Type: smart phone; Serial: 35004938

Communication System: UID 0, WI-FI(2.4GHz) (0); Frequency: 2412 MHz;Duty Cycle: 1:1

Medium: HSL2450;Medium parameters used: f = 2412 MHz; σ = 1.76 S/m; ε_r = 40.291; ρ = 1000 kg/m^3
Phantom section: Flat Section

DASY 5 Configuration:

- Probe: EX3DV4 - SN3789; ConvF(6.98, 6.98, 6.98); Calibrated: 2022/9/30
- Sensor-Surface: 1.4mm (Mechanical Surface Detection)
- Electronics: DAE4 Sn896; Calibrated: 2022/3/24
- Phantom: SAM 4; Type: SAM; Serial: 1913
- DASY52 52.10.4(1527); SEMCAD X 14.6.14(7483)

Configuration/Body/Area Scan (9x16x1): Measurement grid: dx=12mm, dy=12mm
Maximum value of SAR (measured) = 0.124 W/kg

Configuration/Body/Zoom Scan (7x7x7)/Cube 0: Measurement grid: dx=5mm, dy=5mm, dz=5mm
Reference Value = 3.489 V/m; Power Drift = 0.12 dB
Peak SAR (extrapolated) = 0.162 W/kg
SAR(1 g) = 0.076 W/kg; SAR(10 g) = 0.042 W/kg
Maximum value of SAR (measured) = 0.124 W/kg

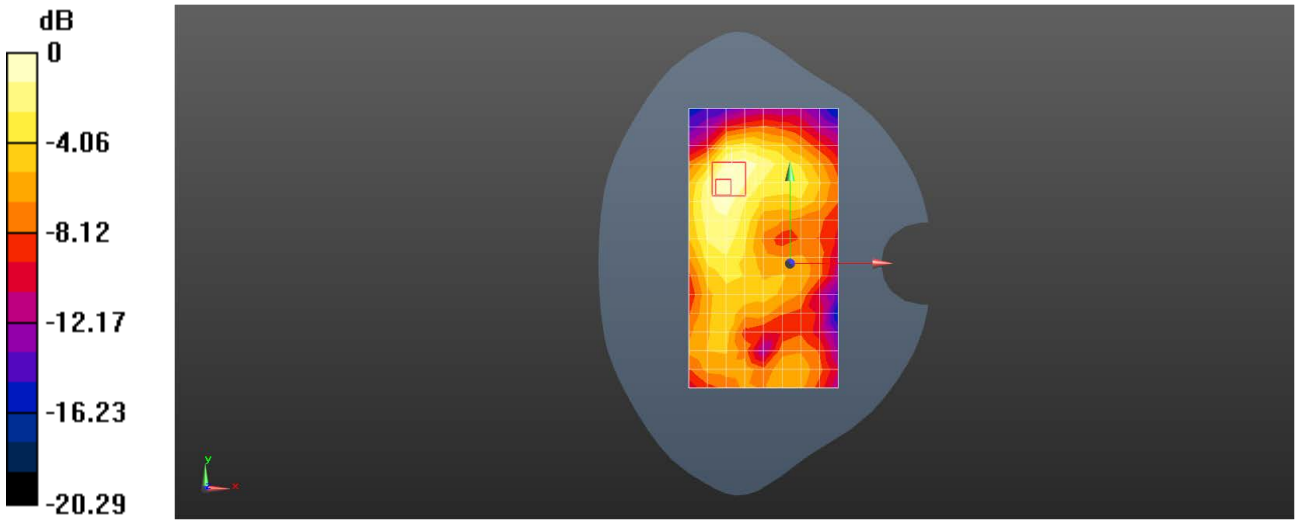

0 dB = 0.124 W/kg = -9.07 dBW/kg

Date: 2023/3/7

Test Laboratory: SGS-SAR Lab

U696CL WIFI 2.4G 802.11b 1CH Back side 10mm

DUT: U696CL; Type: smart phone; Serial: 35004938

Communication System: UID 0, WI-FI(2.4GHz) (0); Frequency: 2412 MHz;Duty Cycle: 1:1

Medium: HSL2450;Medium parameters used: f = 2412 MHz; σ = 1.76 S/m; ε_r = 40.291; ρ = 1000 kg/m^3
Phantom section: Flat Section

DASY 5 Configuration:

- Probe: EX3DV4 - SN3789; ConvF(6.98, 6.98, 6.98); Calibrated: 2022/9/30
- Sensor-Surface: 1.4mm (Mechanical Surface Detection)
- Electronics: DAE4 Sn896; Calibrated: 2022/3/24
- Phantom: SAM 4; Type: SAM; Serial: 1913
- DASY52 52.10.4(1527); SEMCAD X 14.6.14(7483)

Configuration/Body/Area Scan (9x16x1): Measurement grid: dx=12mm, dy=12mm
Maximum value of SAR (measured) = 0.283 W/kg

Configuration/Body/Zoom Scan (7x7x7)/Cube 0: Measurement grid: dx=5mm, dy=5mm, dz=5mm
Reference Value = 3.918 V/m; Power Drift = 0.08 dB
Peak SAR (extrapolated) = 0.467 W/kg
SAR(1 g) = 0.205 W/kg; SAR(10 g) = 0.100 W/kg
Maximum value of SAR (measured) = 0.360 W/kg

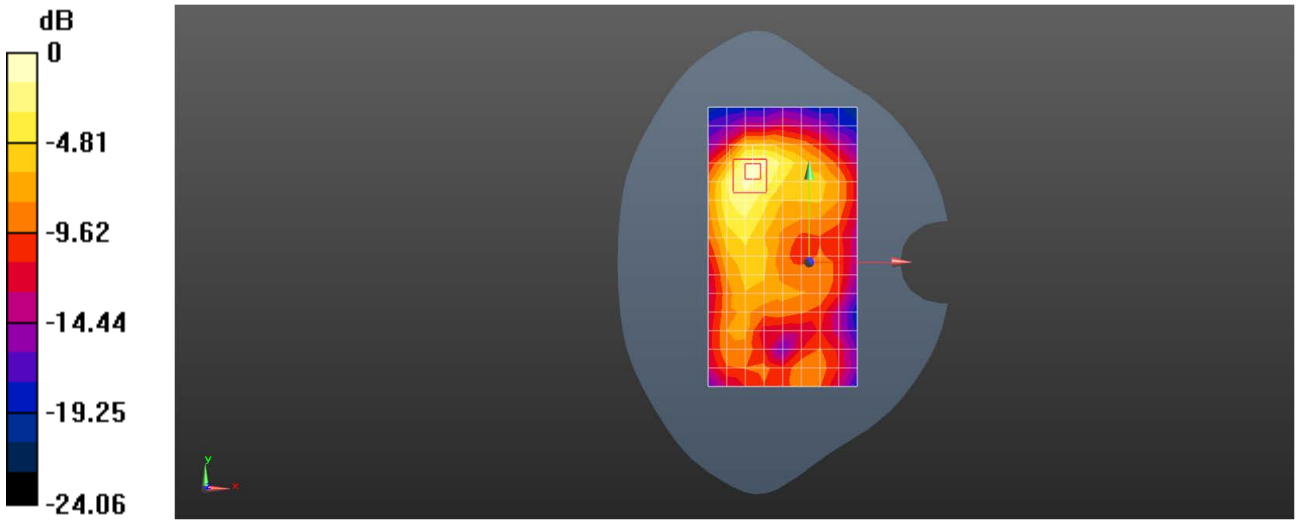

0 dB = 0.360 W/kg = -4.44 dBW/kg

Date: 2023/3/7

Test Laboratory: SGS-SAR Lab

U696CL Bluetooth DH5 39CH Left cheek

DUT: U696CL; Type: smart phone; Serial: 35004938

Communication System: UID 0, Bluetooth (0); Frequency: 2441 MHz;Duty Cycle: 1:1

Medium: HSL2450;Medium parameters used: f = 2441 MHz; σ = 1.794 S/m; ε_r = 40.243; ρ = 1000 kg/m^3
Phantom section: Left Section

DASY 5 Configuration:

- Probe: EX3DV4 - SN3789; ConvF(6.98, 6.98, 6.98); Calibrated: 2022/9/30
- Sensor-Surface: 1.4mm (Mechanical Surface Detection)
- Electronics: DAE4 Sn896; Calibrated: 2022/3/24
- Phantom: SAM 4; Type: SAM; Serial: 1913
- DASY52 52.10.4(1527); SEMCAD X 14.6.14(7483)

Configuration/Head/Area Scan (9x16x1): Measurement grid: dx=12mm, dy=12mm
Maximum value of SAR (measured) = 0.262 W/kg

Configuration/Head/Zoom Scan (7x7x7)/Cube 0: Measurement grid: dx=5mm, dy=5mm, dz=5mm
Reference Value = 4.875 V/m; Power Drift = 0.07 dB
Peak SAR (extrapolated) = 0.338 W/kg
SAR(1 g) = 0.165 W/kg; SAR(10 g) = 0.088 W/kg
Maximum value of SAR (measured) = 0.259 W/kg

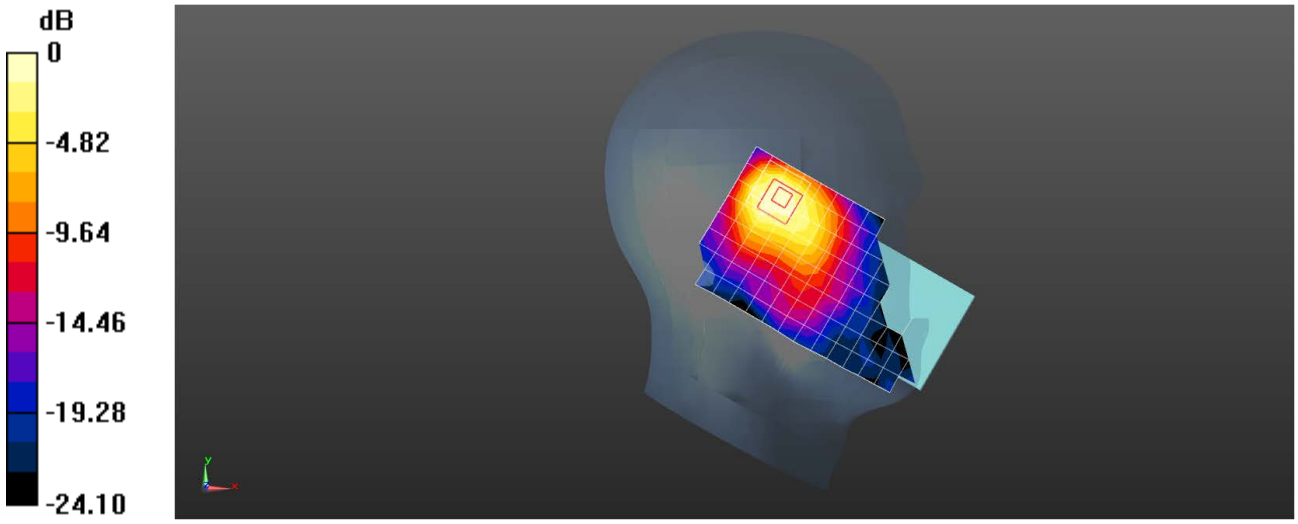

0 dB = 0.259 W/kg = -5.87 dBW/kg

Date: 2023/3/7

Test Laboratory: SGS-SAR Lab

U696CL Bluetooth DH5 39CH Back side 15mm

DUT: U696CL; Type: smart phone; Serial: 35004938

Communication System: UID 0, Bluetooth (0); Frequency: 2441 MHz;Duty Cycle: 1:1

Medium: HSL2450;Medium parameters used: f = 2441 MHz; σ = 1.794 S/m; ε_r = 40.243; ρ = 1000 kg/m^3
Phantom section: Flat Section

DASY 5 Configuration:

- Probe: EX3DV4 - SN3789; ConvF(6.98, 6.98, 6.98); Calibrated: 2022/9/30
- Sensor-Surface: 1.4mm (Mechanical Surface Detection)
- Electronics: DAE4 Sn896; Calibrated: 2022/3/24
- Phantom: SAM 4; Type: SAM; Serial: 1913
- DASY52 52.10.4(1527); SEMCAD X 14.6.14(7483)

Configuration/Body/Area Scan (9x16x1): Measurement grid: dx=12mm, dy=12mm
Maximum value of SAR (measured) = 0.128 W/kg

Configuration/Body/Zoom Scan (7x7x7)/Cube 0: Measurement grid: dx=5mm, dy=5mm, dz=5mm
Reference Value = 4.374 V/m; Power Drift = -0.06 dB
Peak SAR (extrapolated) = 0.181 W/kg
SAR(1 g) = 0.089 W/kg; SAR(10 g) = 0.048 W/kg
Maximum value of SAR (measured) = 0.141 W/kg

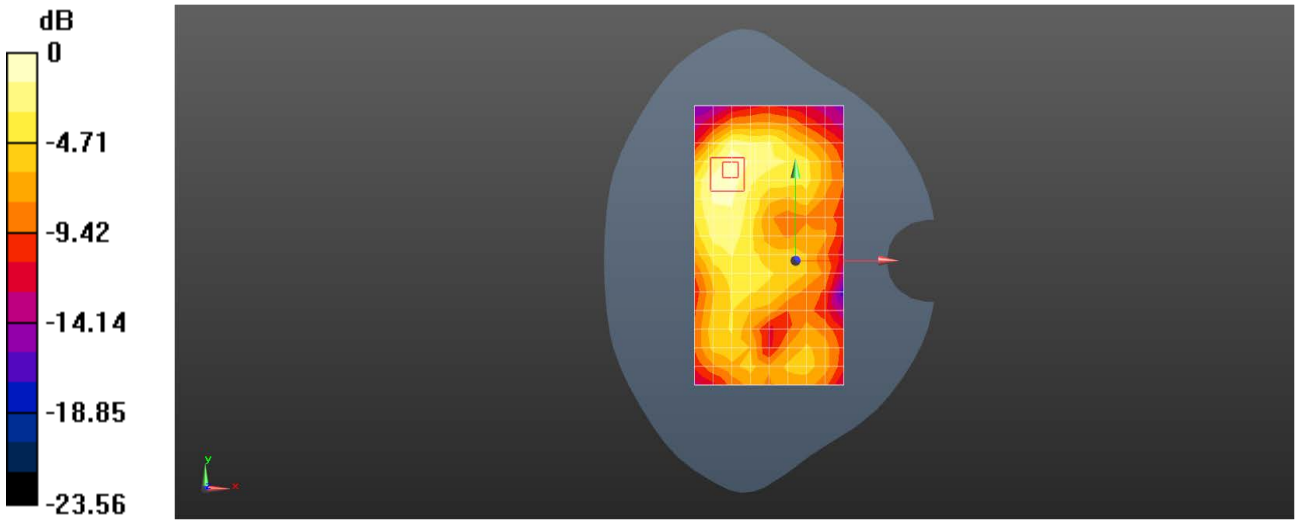

0 dB = 0.141 W/kg = -8.51 dBW/kg

Date: 2023/3/7

Test Laboratory: SGS-SAR Lab

U696CL Bluetooth DH5 39CH Top side 10mm

DUT: U696CL; Type: smart phone; Serial: 35004938

Communication System: UID 0, Bluetooth (0); Frequency: 2441 MHz;Duty Cycle: 1:1

Medium: HSL2450;Medium parameters used: f = 2441 MHz; σ = 1.794 S/m; ε_r = 40.243; ρ = 1000 kg/m^3
Phantom section: Flat Section

DASY 5 Configuration:

- Probe: EX3DV4 - SN3789; ConvF(6.98, 6.98, 6.98); Calibrated: 2022/9/30
- Sensor-Surface: 1.4mm (Mechanical Surface Detection)
- Electronics: DAE4 Sn896; Calibrated: 2022/3/24
- Phantom: SAM 4; Type: SAM; Serial: 1913
- DASY52 52.10.4(1527); SEMCAD X 14.6.14(7483)

Configuration/Body/Area Scan (6x11x1): Measurement grid: dx=12mm, dy=12mm
Maximum value of SAR (measured) = 0.181 W/kg

Configuration/Body/Zoom Scan (7x7x7)/Cube 0: Measurement grid: dx=5mm, dy=5mm, dz=5mm
Reference Value = 8.611 V/m; Power Drift = -0.05 dB
Peak SAR (extrapolated) = 0.235 W/kg
SAR(1 g) = 0.117 W/kg; SAR(10 g) = 0.060 W/kg
Maximum value of SAR (measured) = 0.192 W/kg

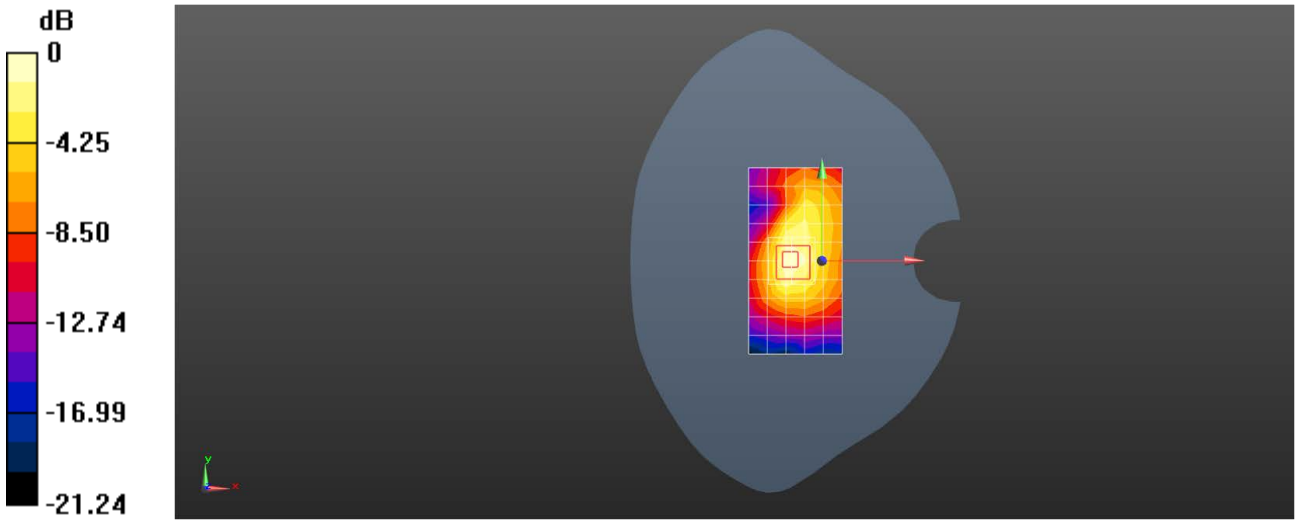

0 dB = 0.192 W/kg = -7.17 dBW/kg