Appendix A

Detailed Test Results

1. GSM
GSM850 for T-coil
GSM1900 for T-coil
2. WCDMA
WCDMA Band II for T-coil
WCDMA Band IV for T-coil
WCDMA Band V for T-coil
3. LTE
LTE Band 2 for T-coil
LTE Band 4 for T-coil
LTE Band 5 for T-coil
LTE Band 12 for T-coil
LTE Band 25 for T-coil
LTE Band 26 for T-coil
LTE Band 66 for T-coil
LTE Band 71 for T-coil
LTE Band 41 for T-coil
4. WIFI
WIFI 2.4G for T-coil

Date: 2021-07-30

Test Laboratory: SGS-SAR Lab

U696CL HAC-T-Coil-GSM850 Voice 190CH

DUT: U696CL; Type: Smart Phone; Serial: a2f1d331

Communication System: UID 0, GSM Only Communication System (0); Frequency: 836.6 MHz;Duty Cycle: 1:8.30042

Medium: Air;Medium parameters used: $\sigma = 0$ S/m, $\varepsilon_r = 1$; $\rho = 0$ kg/m^3
Phantom section: TCoil Section

DASY 5 Configuration:

- Probe: AM1DV3 - 3115; ; Calibrated: 2021-06-01
- Sensor-Surface: 0mm (Fix Surface)
- Electronics: DAE4 Sn1455; Calibrated: 2020-10-08
- Phantom: HAC Test Arch with AMCC; Type: SD HAC P01 BA;
- DASY52 52.10.4(1527); SEMCAD X 14.6.14(7483)

T-Coil scan/General Scans/z (axial) 4.2mm 50 x 50/ABM SNR(x,y,z) (13x13x1):

Measurement grid: dx=10mm, dy=10mm
ABM1/ABM2 = 33.03 dB
ABM1 comp = 5.43 dBA/m
BWC Factor = 0.16 dB
Location: 0, 0, 3.7 mm

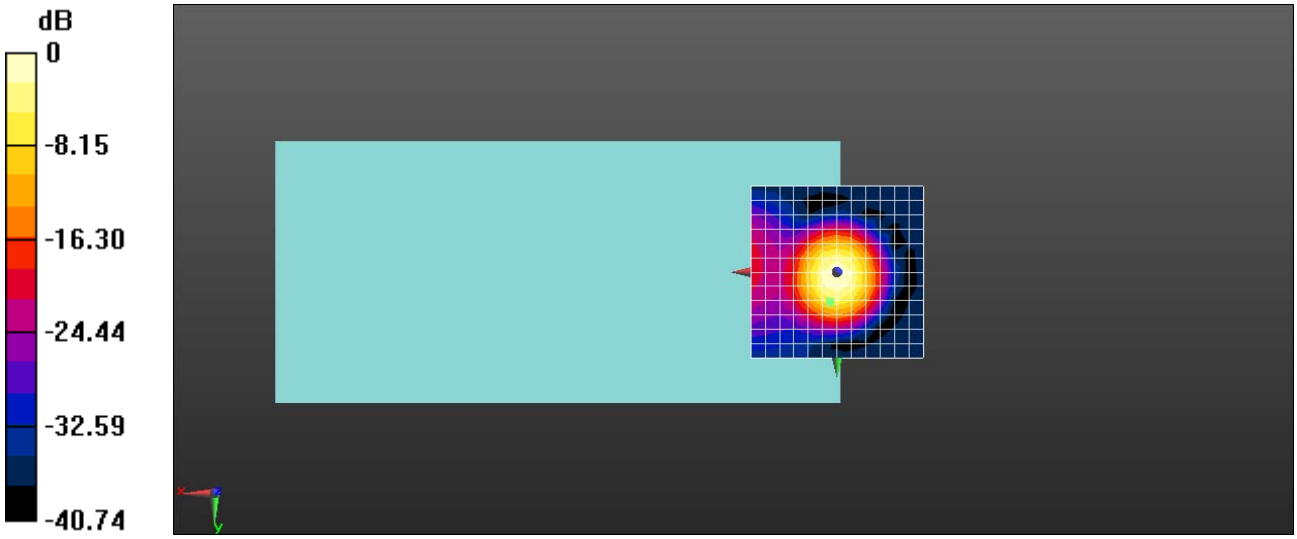

0 dB = 1.000 = 0.00 dB

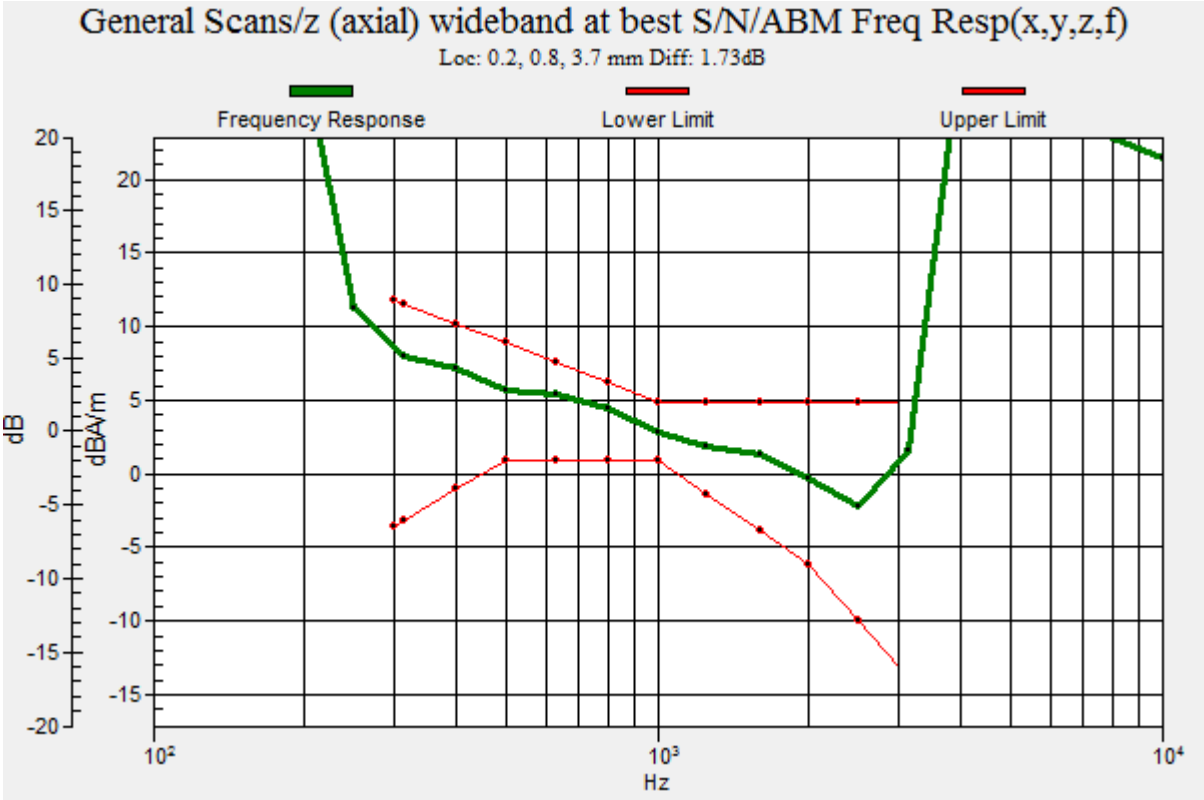
General Scans/z (axial) wideband at best S/N/ABM Freq Resp(x,y,z,f)
Loc: 0.2, 0.8, 3.7 mm Diff: 1.73dB
Frequency Response
Lower Limit
Upper Limit
dB
dBA/m
Hz

Date: 2021-07-30

Test Laboratory: SGS-SAR Lab

U696CL HAC-T-Coil-GSM850 Voice 190CH

DUT: U696CL; Type: Smart Phone; Serial: a2f1d331

Communication System: UID 0, GSM Only Communication System (0); Frequency: 836.6 MHz;Duty Cycle: 1:8.30042

Medium: Air;Medium parameters used: $\sigma = 0$ S/m, $\varepsilon_r = 1$; $\rho = 0$ kg/m^3
Phantom section: TCoil Section

DASY 5 Configuration:

- Probe: AM1DV3 - 3115; ; Calibrated: 2021-06-01
- Sensor-Surface: 0mm (Fix Surface)
- Electronics: DAE4 Sn1455; Calibrated: 2020-10-08
- Phantom: HAC Test Arch with AMCC; Type: SD HAC P01 BA;
- DASY52 52.10.4(1527); SEMCAD X 14.6.14(7483)

T-Coil scan/General Scans/y (transversal) 4.2mm 50 x 50/ABM SNR(x,y,z) (13x13x1): Measurement grid: dx=10mm, dy=10mm
ABM1/ABM2 = 29.87 dB
ABM1 comp = -3.90 dBA/m
BWC Factor = 0.16 dB
Location: 0, -4.2, 3.7 mm

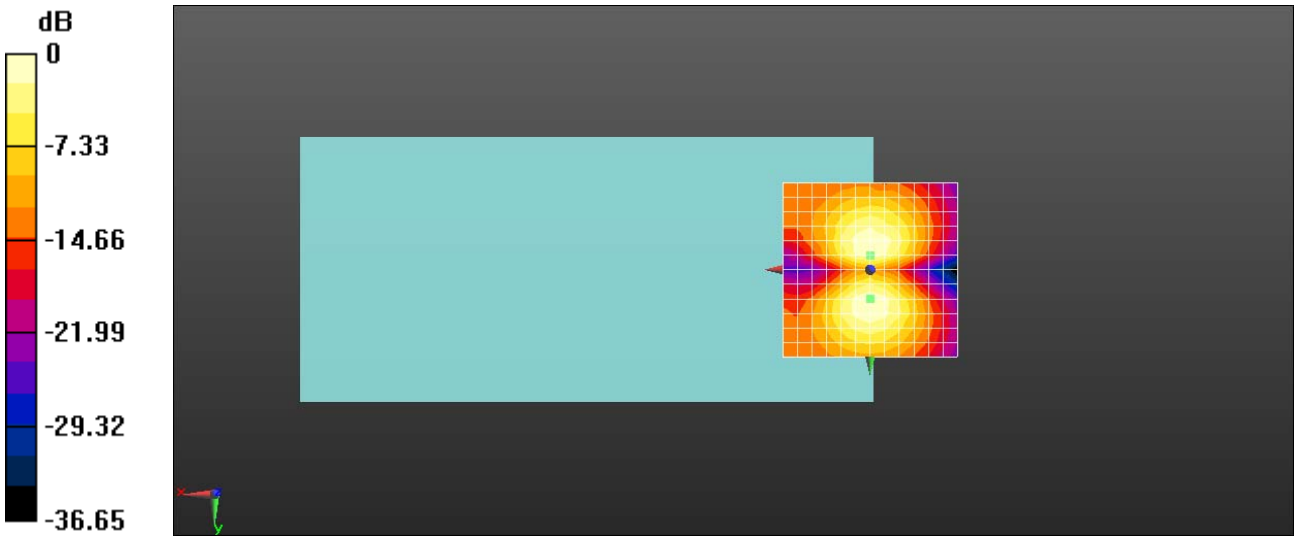

0 dB = 1.000 = 0.00 dB

Date: 2021-07-30

Test Laboratory: SGS-SAR Lab

U696CL HAC-T-Coil-GSM1900 Voice 661CH

DUT: U696CL; Type: Smart Phone; Serial: a2f1d331

Communication System: UID 0, GSM Only Communication System (0); Frequency: 1880 MHz;Duty Cycle: 1:8.30042

Medium: Air;Medium parameters used: $\sigma = 0$ S/m, $\varepsilon_r = 1$; $\rho = 0$ kg/m^3
Phantom section: TCoil Section

DASY 5 Configuration:

- Probe: AM1DV3 - 3115; ; Calibrated: 2021-06-01
- Sensor-Surface: 0mm (Fix Surface)
- Electronics: DAE4 Sn1455; Calibrated: 2020-10-08
- Phantom: HAC Test Arch with AMCC; Type: SD HAC P01 BA;
- DASY52 52.10.4(1527); SEMCAD X 14.6.14(7483)

T-Coil scan/General Scans/z (axial) 4.2mm 50 x 50/ABM SNR(x,y,z) (13x13x1):

Measurement grid: dx=10mm, dy=10mm

ABM1/ABM2 = 35.38 dB
ABM1 comp = 5.33 dBA/m
BWC Factor = 0.16 dB
Location: 0, 0, 3.7 mm

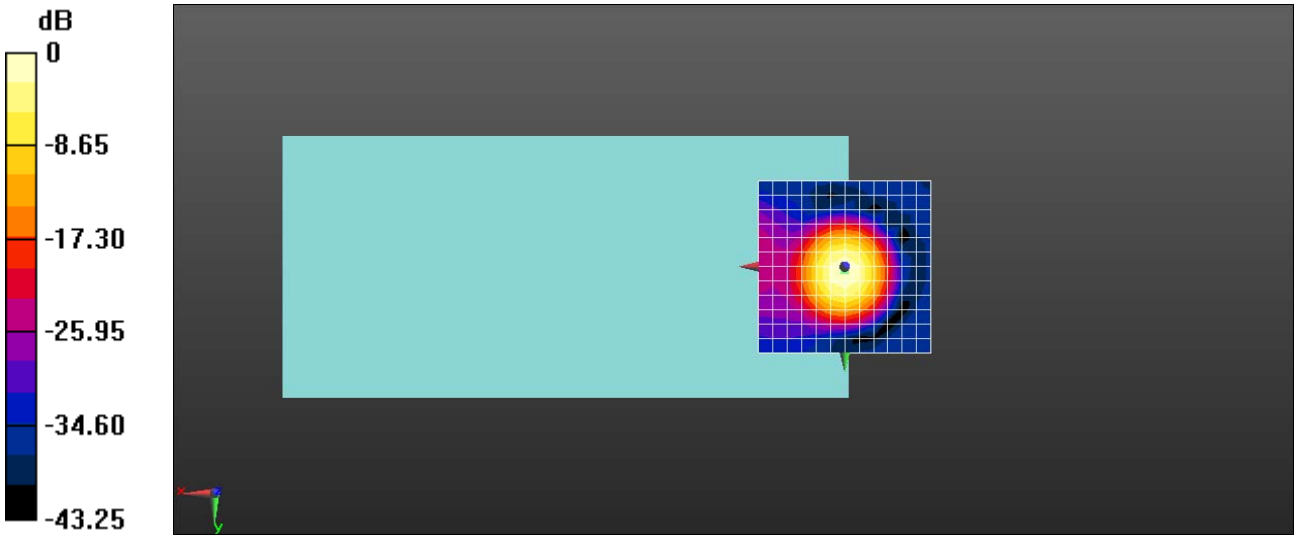

0 dB = 1.000 = 0.00 dB

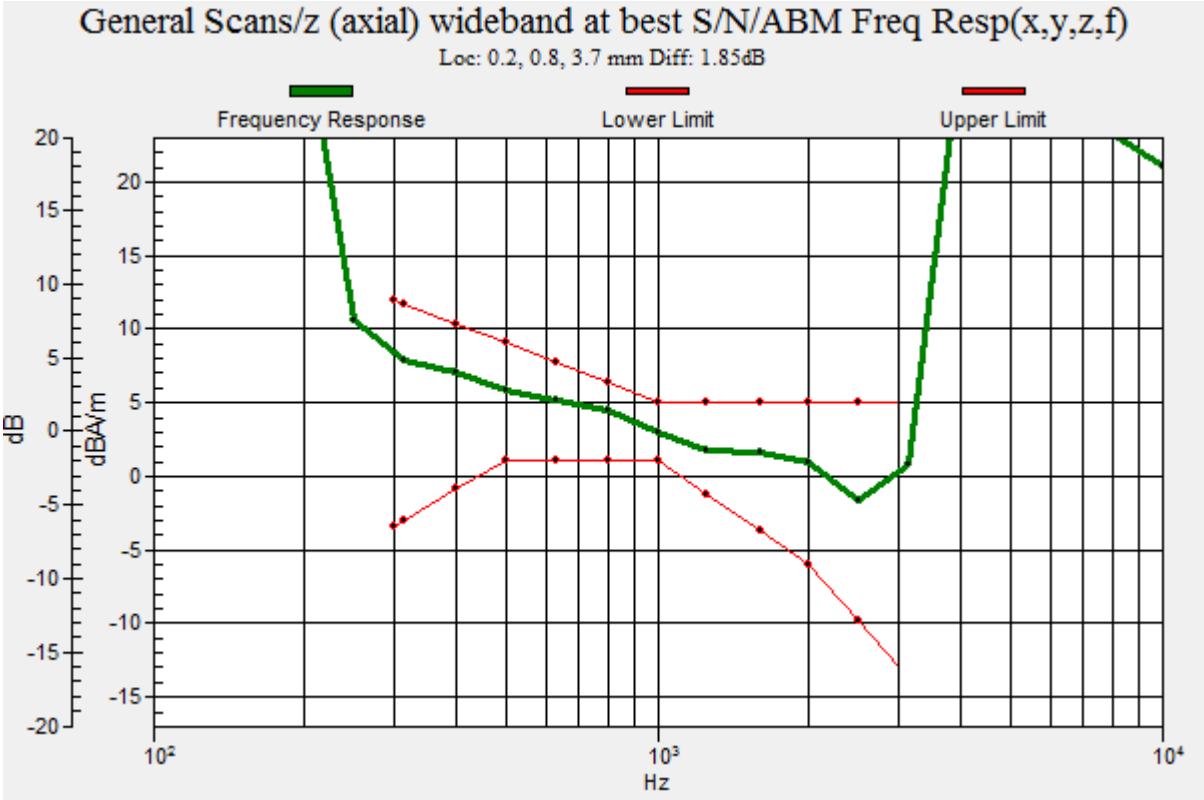
General Scans/z (axial) wideband at best S/N/ABM Freq Resp(x,y,z,f)
Loc: 0.2, 0.8, 3.7 mm Diff: 1.85dB
Frequency Response
Lower Limit
Upper Limit
dB
dBA/m
Hz

Date: 2021-07-30

Test Laboratory: SGS-SAR Lab

U696CL HAC-T-Coil-GSM1900 Voice 661CH

DUT: U696CL; Type: Smart Phone; Serial: a2f1d331

Communication System: UID 0, GSM Only Communication System (0); Frequency: 1880 MHz;Duty Cycle: 1:8.30042

Medium: Air;Medium parameters used: $\sigma = 0$ S/m, $\varepsilon_r = 1$; $\rho = 0$ kg/m^3
Phantom section: TCoil Section

DASY 5 Configuration:

- Probe: AM1DV3 - 3115; ; Calibrated: 2021-06-01
- Sensor-Surface: 0mm (Fix Surface)
- Electronics: DAE4 Sn1455; Calibrated: 2020-10-08
- Phantom: HAC Test Arch with AMCC; Type: SD HAC P01 BA;
- DASY52 52.10.4(1527); SEMCAD X 14.6.14(7483)

T-Coil scan/General Scans/y (transversal) 4.2mm 50 x 50/ABM SNR(x,y,z) (13x13x1): Measurement grid: dx=10mm, dy=10mm
ABM1/ABM2 = 31.27 dB
ABM1 comp = -5.07 dBA/m
BWC Factor = 0.16 dB
Location: -4.2, -4.2, 3.7 mm

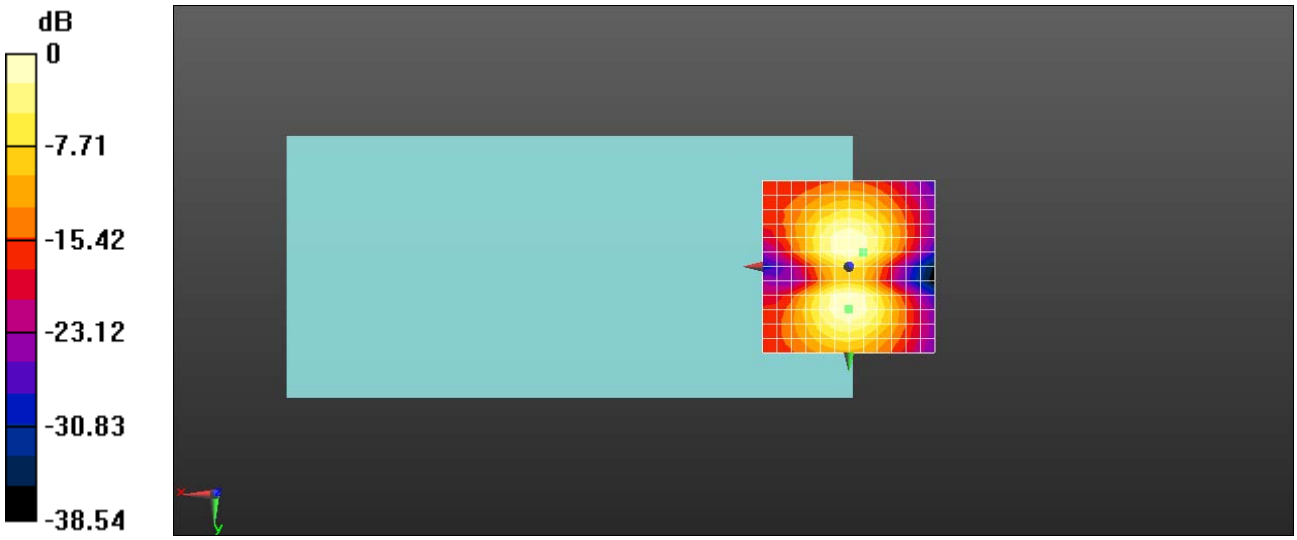

0 dB = 1.000 = 0.00 dB

Date: 2021-07-30

Test Laboratory: SGS-SAR Lab

U696CL HAC-T-Coil-WCDMA Band II AMR Voice 9400CH

DUT: U696CL; Type: Smart Phone; Serial: a2f1d331

Communication System: UID 0, WCDMA (0); Frequency: 1732.4 MHz;Duty Cycle: 1:1

Medium: Air;Medium parameters used: $\sigma = 0$ S/m, $\varepsilon_r = 1$; $\rho = 0$ kg/m^3
Phantom section: TCoil Section

DASY 5 Configuration:

- Probe: AM1DV3 - 3115; ; Calibrated: 2021-06-01
- Sensor-Surface: 0mm (Fix Surface)
- Electronics: DAE4 Sn1455; Calibrated: 2020-10-08
- Phantom: HAC Test Arch with AMCC; Type: SD HAC P01 BA;
- DASY52 52.10.4(1527); SEMCAD X 14.6.14(7483)

T-Coil scan/General Scans/z (axial) 4.2mm 50 x 50/ABM SNR(x,y,z) (13x13x1):

Measurement grid: dx=10mm, dy=10mm
ABM1/ABM2 = 35.43 dB
ABM1 comp = 2.48 dBA/m
BWC Factor = 0.16 dB
Location: 0, 0, 3.7 mm



0 dB = 1.000 = 0.00 dB

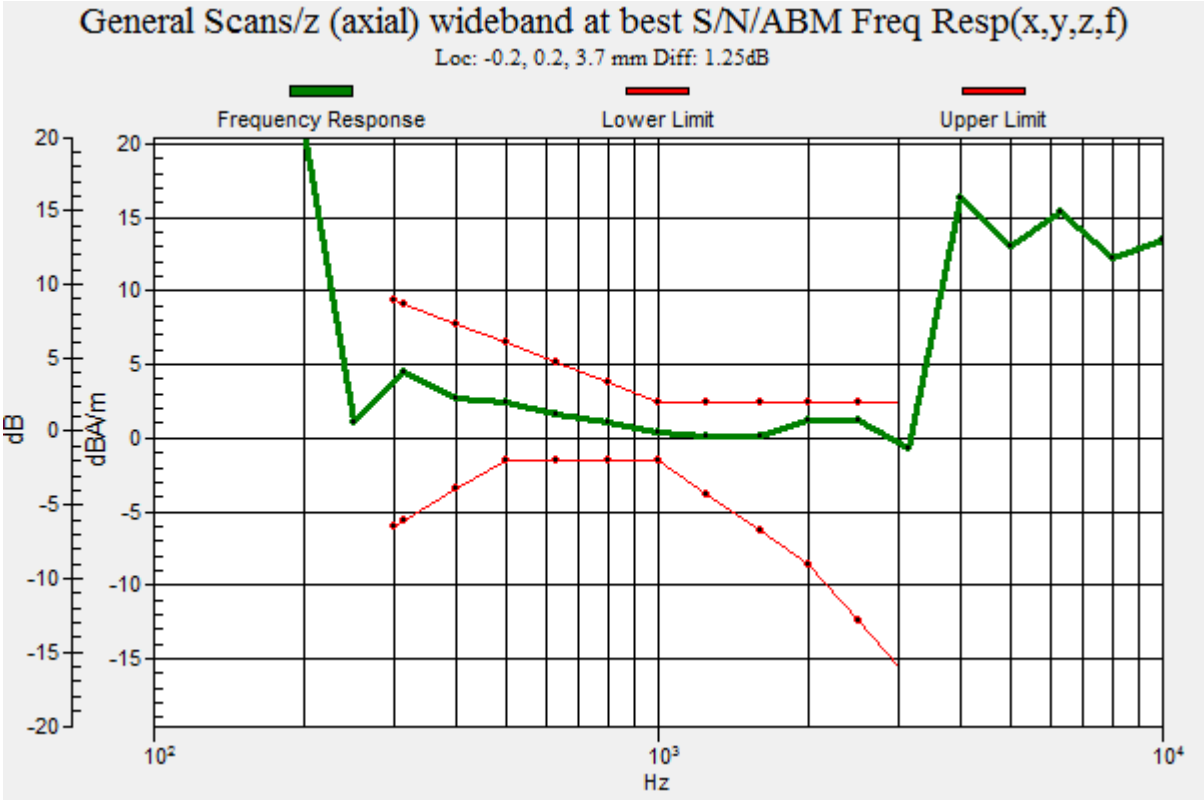
General Scans/z (axial) wideband at best S/N/ABM Freq Resp(x,y,z,f)
Loc: -0.2, 0.2, 3.7 mm Diff: 1.25dB
Frequency Response
Lower Limit
Upper Limit
dB
dBA/m
20
15
10
5
0
-5
-10
-15
-20
10^2
10^3
10^4
Hz

Date: 2021-07-30

Test Laboratory: SGS-SAR Lab

U696CL HAC-T-Coil-WCDMA Band II AMR Voice 9400CH

DUT: U696CL; Type: Smart Phone; Serial: a2f1d331

Communication System: UID 0, WCDMA (0); Frequency: 1732.4 MHz;Duty Cycle: 1:1

Medium: Air;Medium parameters used: $\sigma = 0$ S/m, $\varepsilon_r = 1$; $\rho = 0$ kg/m^3
Phantom section: TCoil Section

DASY 5 Configuration:

- Probe: AM1DV3 - 3115; ; Calibrated: 2021-06-01
- Sensor-Surface: 0mm (Fix Surface)
- Electronics: DAE4 Sn1455; Calibrated: 2020-10-08
- Phantom: HAC Test Arch with AMCC; Type: SD HAC P01 BA;
- DASY52 52.10.4(1527); SEMCAD X 14.6.14(7483)

T-Coil scan/General Scans/y (transversal) 4.2mm 50 x 50/ABM SNR(x,y,z) (13x13x1): Measurement grid: dx=10mm, dy=10mm
ABM1/ABM2 = 33.63 dB
ABM1 comp = -7.74 dBA/m
BWC Factor = 0.16 dB
Location: -4.2, 12.5, 3.7 mm

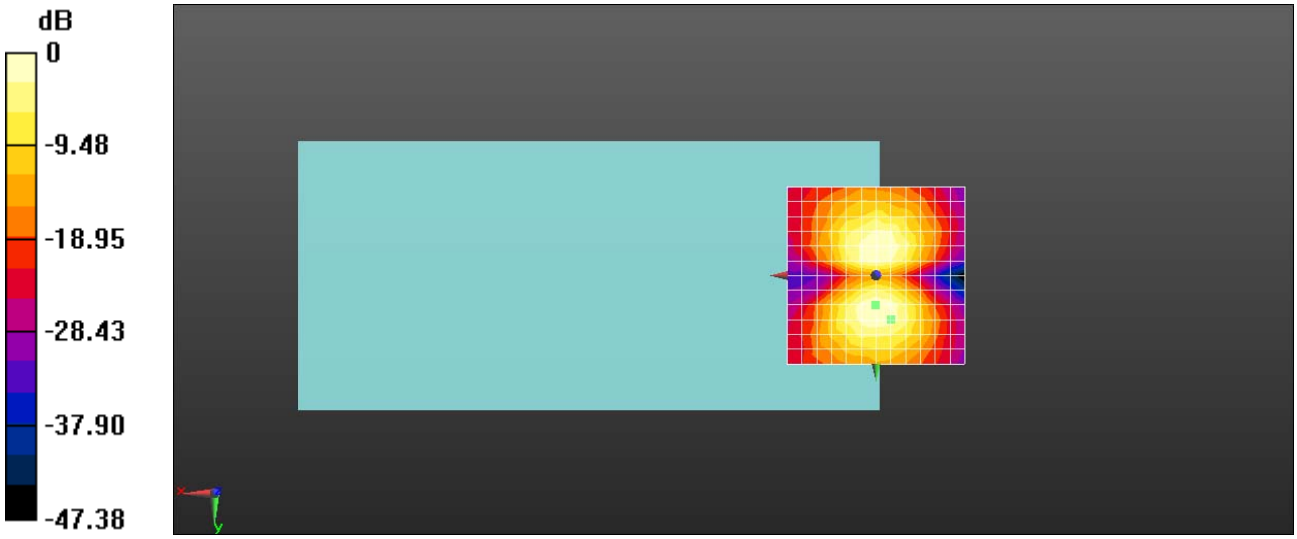

0 dB = 1.000 = 0.00 dB

Date: 2021-07-30

Test Laboratory: SGS-SAR Lab

U696CL HAC-T-Coil-WCDMA Band IV AMR Voice 1412CH

DUT: U696CL; Type: Smart Phone; Serial: a2f1d331

Communication System: UID 0, WCDMA (0); Frequency: 1732.4 MHz;Duty Cycle: 1:1

Medium: Air;Medium parameters used: $\sigma = 0$ S/m, $\varepsilon_r = 1$; $\rho = 0$ kg/m^3
Phantom section: TCoil Section

DASY 5 Configuration:

- Probe: AM1DV3 - 3115; ; Calibrated: 2021-06-01
- Sensor-Surface: 0mm (Fix Surface)
- Electronics: DAE4 Sn1455; Calibrated: 2020-10-08
- Phantom: HAC Test Arch with AMCC; Type: SD HAC P01 BA;
- DASY52 52.10.4(1527); SEMCAD X 14.6.14(7483)

T-Coil scan/General Scans/z (axial) 4.2mm 50 x 50/ABM SNR(x,y,z) (13x13x1):

Measurement grid: dx=10mm, dy=10mm
ABM1/ABM2 = 36.08 dB
ABM1 comp = 2.20 dBA/m
BWC Factor = 0.16 dB
Location: 0, 0, 3.7 mm

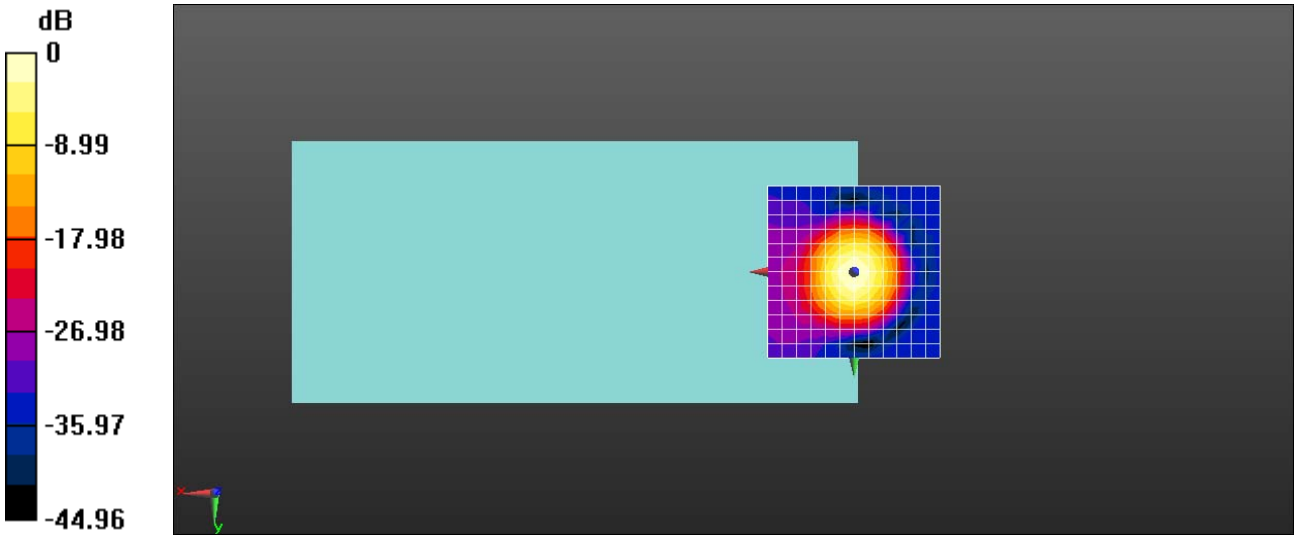

0 dB = 1.000 = 0.00 dB

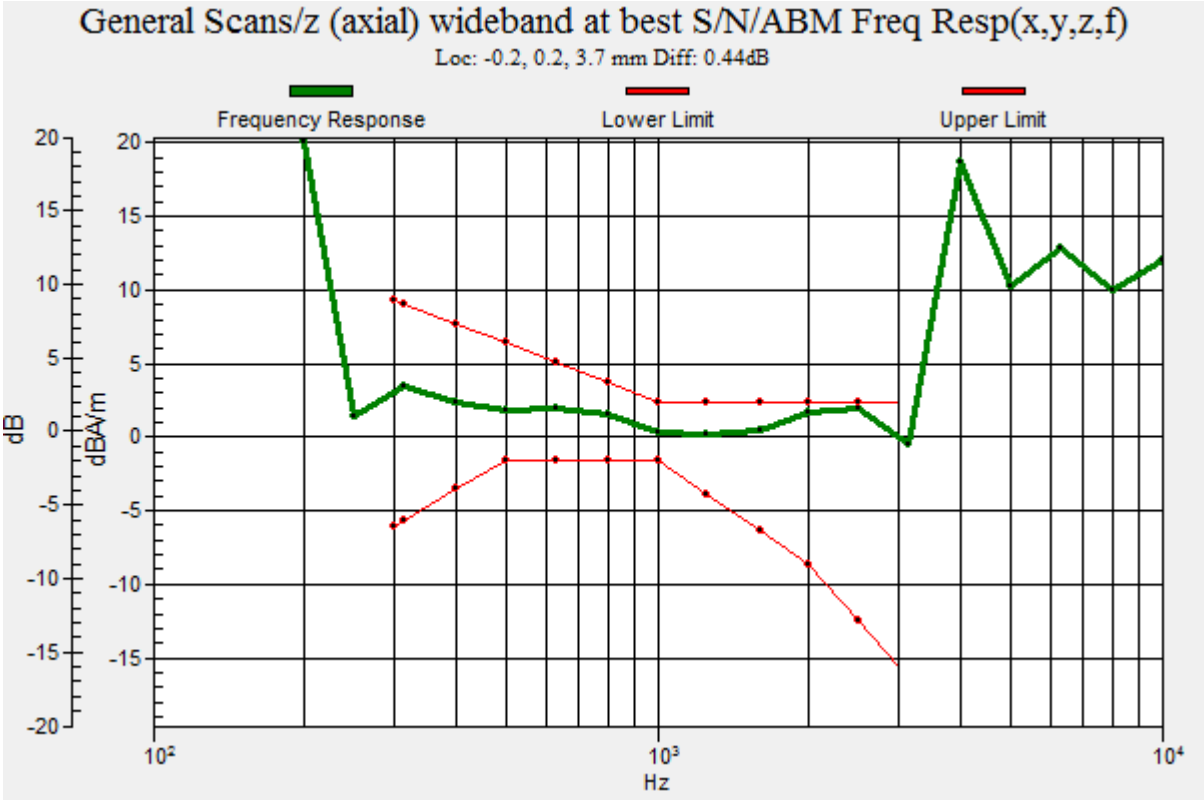
General Scans/z (axial) wideband at best S/N/ABM Freq Resp(x,y,z,f)
Loc: -0.2, 0.2, 3.7 mm Diff: 0.44dB
Frequency Response
Lower Limit
Upper Limit
dB
dBA/m
20
15
10
5
0
-5
-10
-15
-20
10^2
10^3
10^4
Hz

Date: 2021-07-30

Test Laboratory: SGS-SAR Lab

U696CL HAC-T-Coil-WCDMA Band IV AMR Voice 1412CH

DUT: U696CL; Type: Smart Phone; Serial: a2f1d331

Communication System: UID 0, WCDMA (0); Frequency: 1732.4 MHz;Duty Cycle: 1:1

Medium: Air;Medium parameters used: $\sigma = 0$ S/m, $\varepsilon_r = 1$; $\rho = 0$ kg/m^3
Phantom section: TCoil Section

DASY 5 Configuration:

- Probe: AM1DV3 - 3115; ; Calibrated: 2021-06-01
- Sensor-Surface: 0mm (Fix Surface)
- Electronics: DAE4 Sn1455; Calibrated: 2020-10-08
- Phantom: HAC Test Arch with AMCC; Type: SD HAC P01 BA;
- DASY52 52.10.4(1527); SEMCAD X 14.6.14(7483)

T-Coil scan/General Scans/y (transversal) 4.2mm 50 x 50/ABM SNR(x,y,z) (13x13x1): Measurement grid: dx=10mm, dy=10mm
ABM1/ABM2 = 35.29 dB
ABM1 comp = -7.81 dBA/m
BWC Factor = 0.16 dB
Location: -4.2, 12.5, 3.7 mm

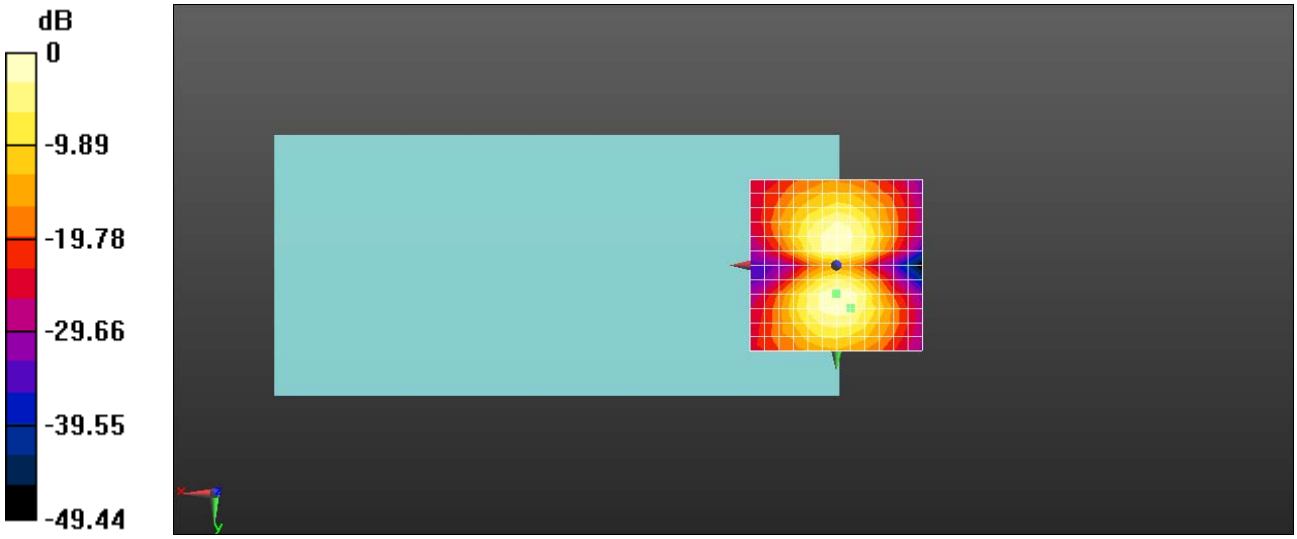

0 dB = 1.000 = 0.00 dB

Date: 2021-07-30

Test Laboratory: SGS-SAR Lab

U696CL HAC-T-Coil-WCDMA Band V AMR Voice 4182CH

DUT: U696CL; Type: Smart Phone; Serial: a2f1d331

Communication System: UID 0, WCDMA (0); Frequency: 836.4 MHz;Duty Cycle: 1:1

Medium: Air;Medium parameters used: $\sigma = 0$ S/m, $\varepsilon_r = 1$; $\rho = 0$ kg/m^3
Phantom section: TCoil Section

DASY 5 Configuration:

- Probe: AM1DV3 - 3115; ; Calibrated: 2021-06-01
- Sensor-Surface: 0mm (Fix Surface)
- Electronics: DAE4 Sn1455; Calibrated: 2020-10-08
- Phantom: HAC Test Arch with AMCC; Type: SD HAC P01 BA;
- DASY52 52.10.4(1527); SEMCAD X 14.6.14(7483)

T-Coil scan/General Scans/z (axial) 4.2mm 50 x 50/ABM SNR(x,y,z) (13x13x1):

Measurement grid: dx=10mm, dy=10mm
ABM1/ABM2 = 32.23 dB
ABM1 comp = 1.61 dBA/m
BWC Factor = 0.16 dB
Location: 0, 0, 3.7 mm

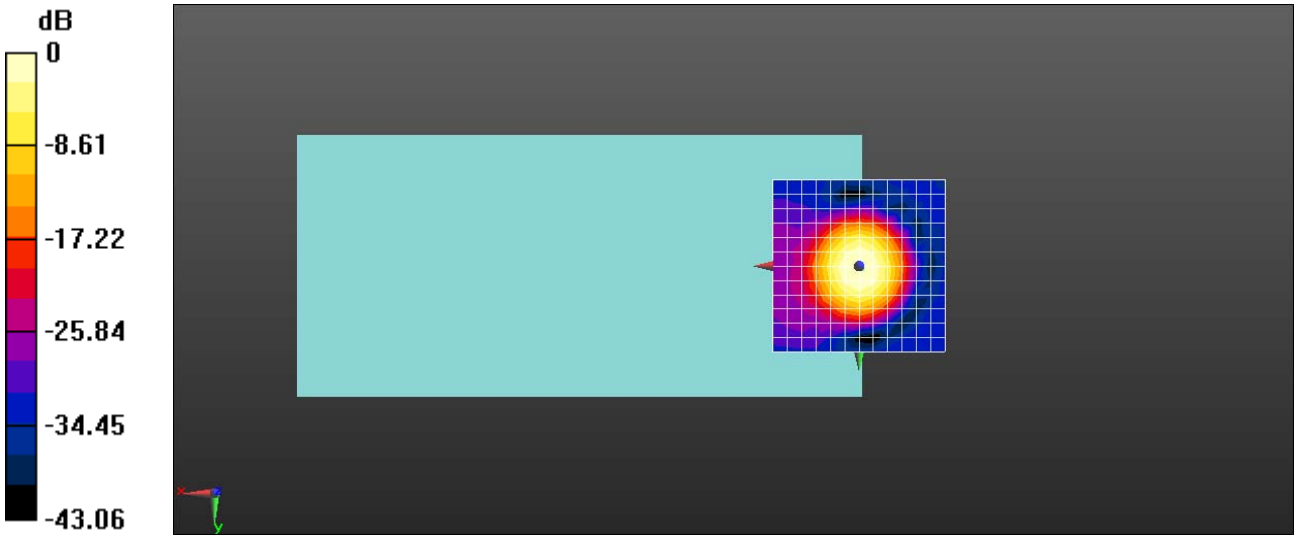

0 dB = 1.000 = 0.00 dB

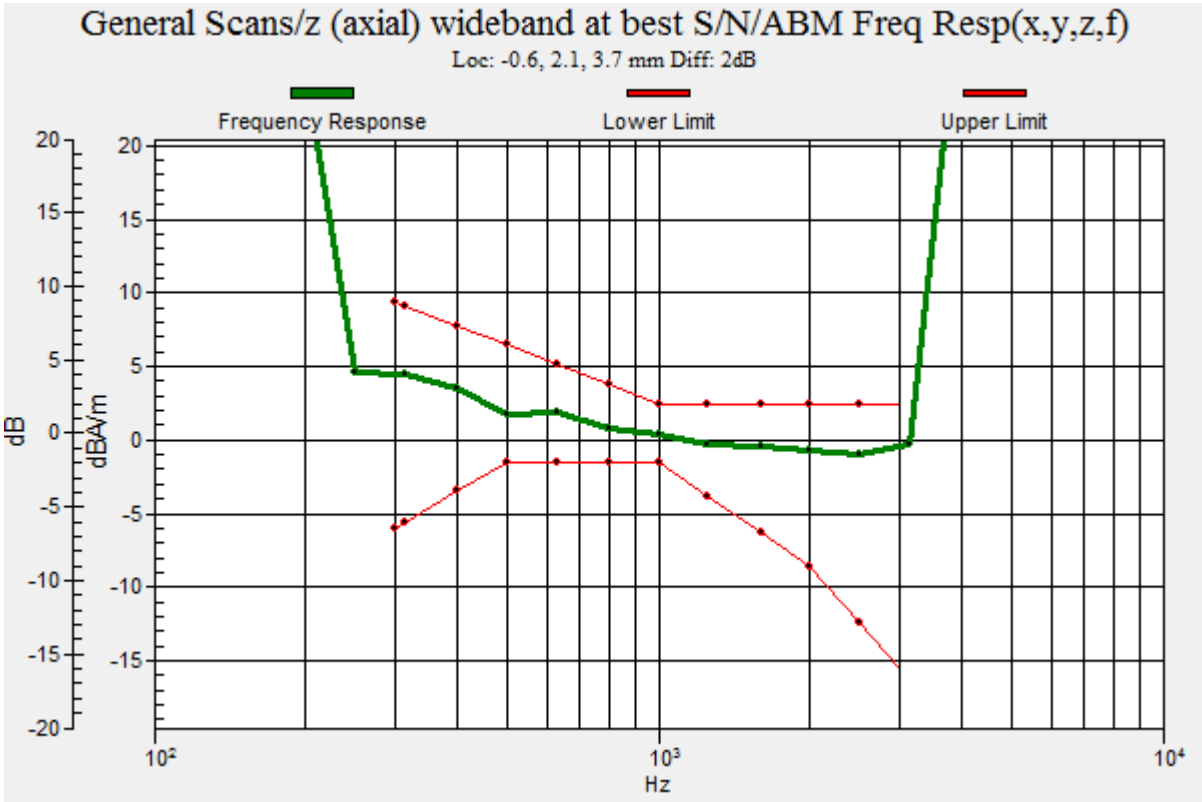
General Scans/z (axial) wideband at best S/N/ABM Freq Resp(x,y,z,f)
Loc: -0.6, 2.1, 3.7 mm Diff: 2dB
Frequency Response
Lower Limit
Upper Limit
dB
dBA/m
20
15
10
5
0
-5
-10
-15
-20
10^2
10^3
10^4
Hz

Date: 2021-07-30

Test Laboratory: SGS-SAR Lab

U696CL HAC-T-Coil-WCDMA Band V AMR Voice 4182CH

DUT: U696CL; Type: Smart Phone; Serial: a2f1d331

Communication System: UID 0, WCDMA (0); Frequency: 836.4 MHz;Duty Cycle: 1:1

Medium: Air;Medium parameters used: $\sigma = 0$ S/m, $\varepsilon_r = 1$; $\rho = 0$ kg/m^3
Phantom section: TCoil Section

DASY 5 Configuration:

- Probe: AM1DV3 - 3115; ; Calibrated: 2021-06-01
- Sensor-Surface: 0mm (Fix Surface)
- Electronics: DAE4 Sn1455; Calibrated: 2020-10-08
- Phantom: HAC Test Arch with AMCC; Type: SD HAC P01 BA;
- DASY52 52.10.4(1527); SEMCAD X 14.6.14(7483)

T-Coil scan/General Scans/y (transversal) 4.2mm 50 x 50/ABM SNR(x,y,z) (13x13x1): Measurement grid: dx=10mm, dy=10mm
ABM1/ABM2 = 32.01 dB
ABM1 comp = -8.45 dBA/m
BWC Factor = 0.16 dB
Location: 0, 12.5, 3.7 mm

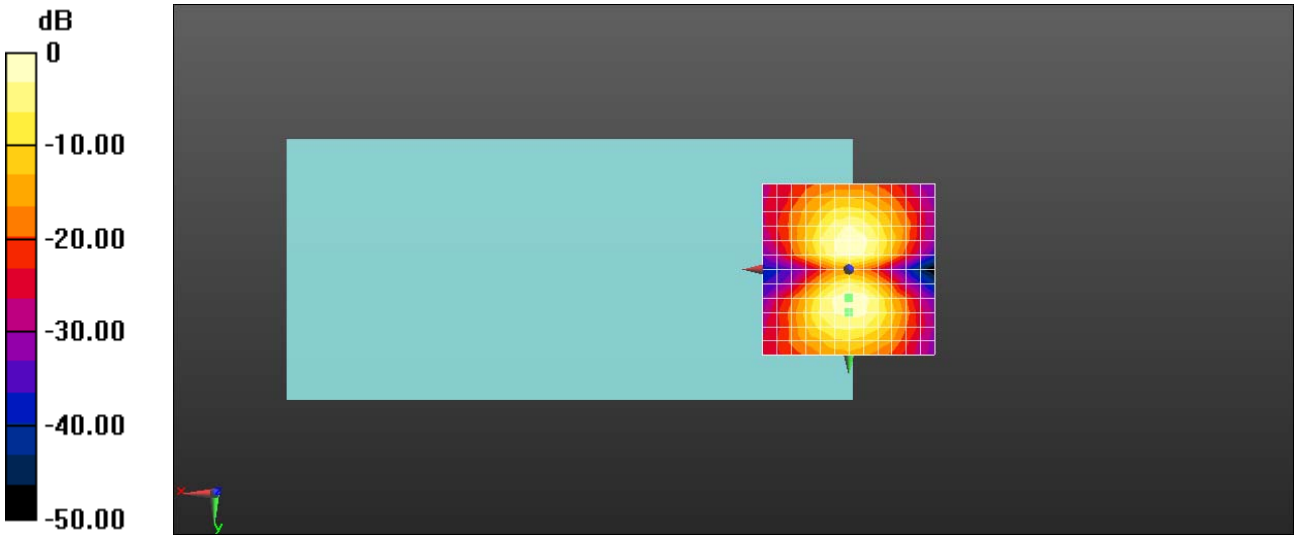

0 dB = 1.000 = 0.00 dB

Date: 2021-07-26

Test Laboratory: SGS-SAR Lab

U696CL HAC-T-Coil-LTE Band 2 20M QPSK 1RB0 18900CH

DUT: U696CL; Type: Smart Phone; Serial: a2f1d331

Communication System: UID 0, LTE-FDD BW 20MHz (0); Frequency: 1880 MHz;Duty Cycle: 1:1

Medium: Air;Medium parameters used: $\sigma = 0$ S/m, $\varepsilon_r = 1$; $\rho = 0$ kg/m^3
Phantom section: TCoil Section

DASY 5 Configuration:

- Probe: AM1DV3 - 3115; ; Calibrated: 2021-06-01
- Sensor-Surface: 0mm (Fix Surface)
- Electronics: DAE4 Sn1455; Calibrated: 2020-10-08
- Phantom: HAC Test Arch with AMCC; Type: SD HAC P01 BA;
- DASY52 52.10.4(1527); SEMCAD X 14.6.14(7483)

T-Coil scan/General Scans/z (axial) 4.2mm 50 x 50/ABM SNR(x,y,z) (13x13x1):

Measurement grid: dx=10mm, dy=10mm
ABM1/ABM2 = 35.03 dB
ABM1 comp = 4.21 dBA/m
BWC Factor = 0.16 dB
Location: 0, 0, 3.7 mm

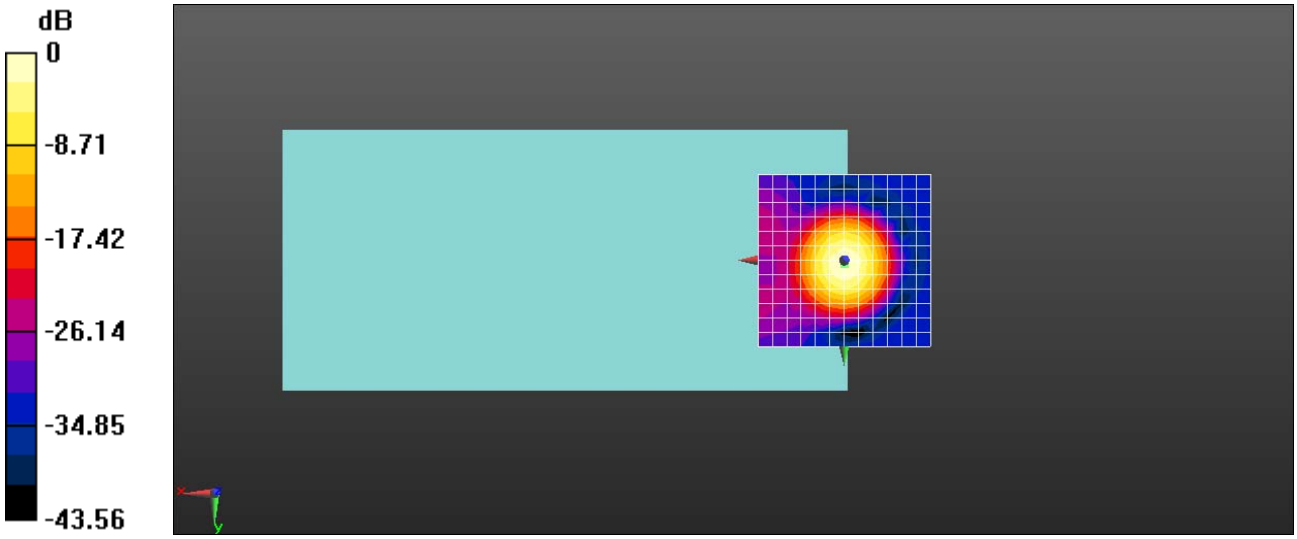

0 dB = 1.000 = 0.00 dB

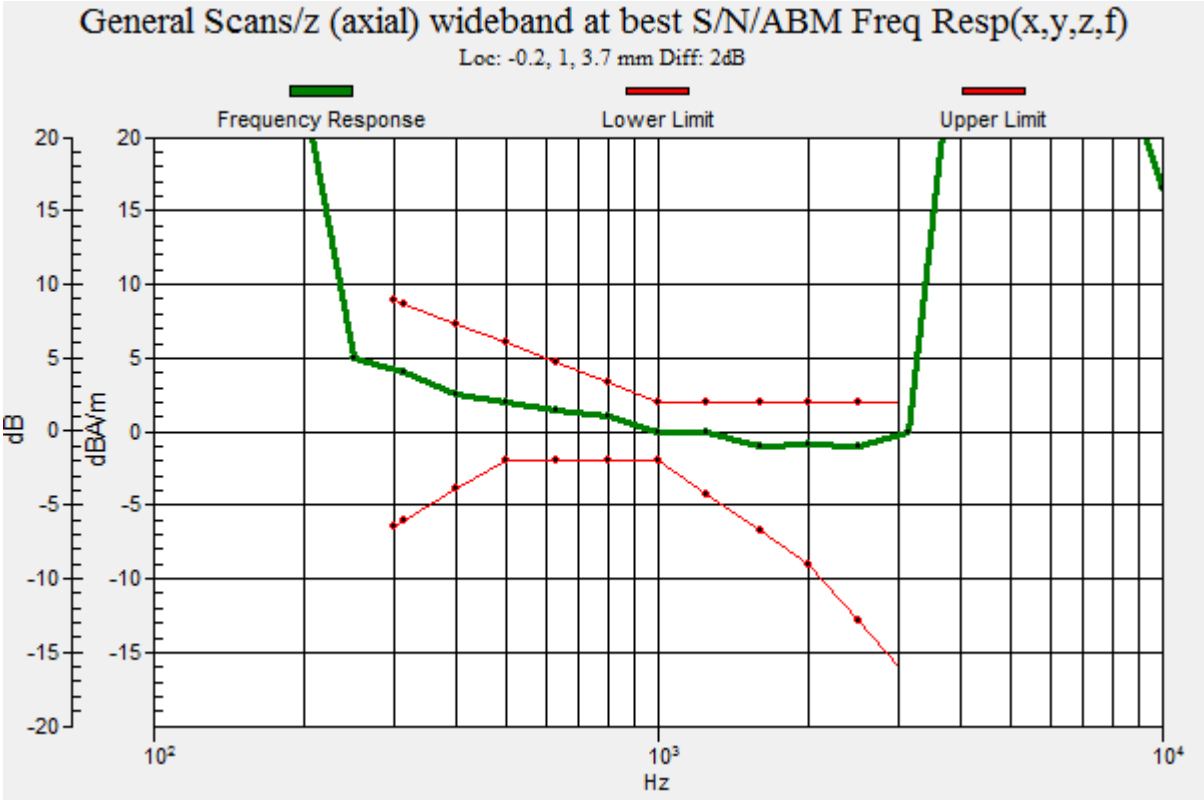
General Scans/z (axial) wideband at best S/N/ABM Freq Resp(x,y,z,f)
Loc: -0.2, 1, 3.7 mm Diff: 2dB
Frequency Response
Lower Limit
Upper Limit
dB
dBA/m
20
15
10
5
0
-5
-10
-15
-20
10^2
10^3
10^4
Hz

Date: 2021-07-26

Test Laboratory: SGS-SAR Lab

U696CL HAC-T-Coil-LTE Band 2 20M QPSK 1RB0 18900CH

DUT: U696CL; Type: Smart Phone; Serial: a2f1d331

Communication System: UID 0, LTE-FDD BW 20MHz (0); Frequency: 1880 MHz;Duty Cycle: 1:1

Medium: Air;Medium parameters used: $\sigma = 0$ S/m, $\varepsilon_r = 1$; $\rho = 0$ kg/m^3
Phantom section: TCoil Section

DASY 5 Configuration:

- Probe: AM1DV3 - 3115; ; Calibrated: 2021-06-01
- Sensor-Surface: 0mm (Fix Surface)
- Electronics: DAE4 Sn1455; Calibrated: 2020-10-08
- Phantom: HAC Test Arch with AMCC; Type: SD HAC P01 BA;
- DASY52 52.10.4(1527); SEMCAD X 14.6.14(7483)

T-Coil scan/General Scans/y (transversal) 4.2mm 50 x 50/ABM SNR(x,y,z) (13x13x1): Measurement grid: dx=10mm, dy=10mm
ABM1/ABM2 = 38.03 dB
ABM1 comp = -4.66 dBA/m
BWC Factor = 0.16 dB
Location: 0, -8.3, 3.7 mm

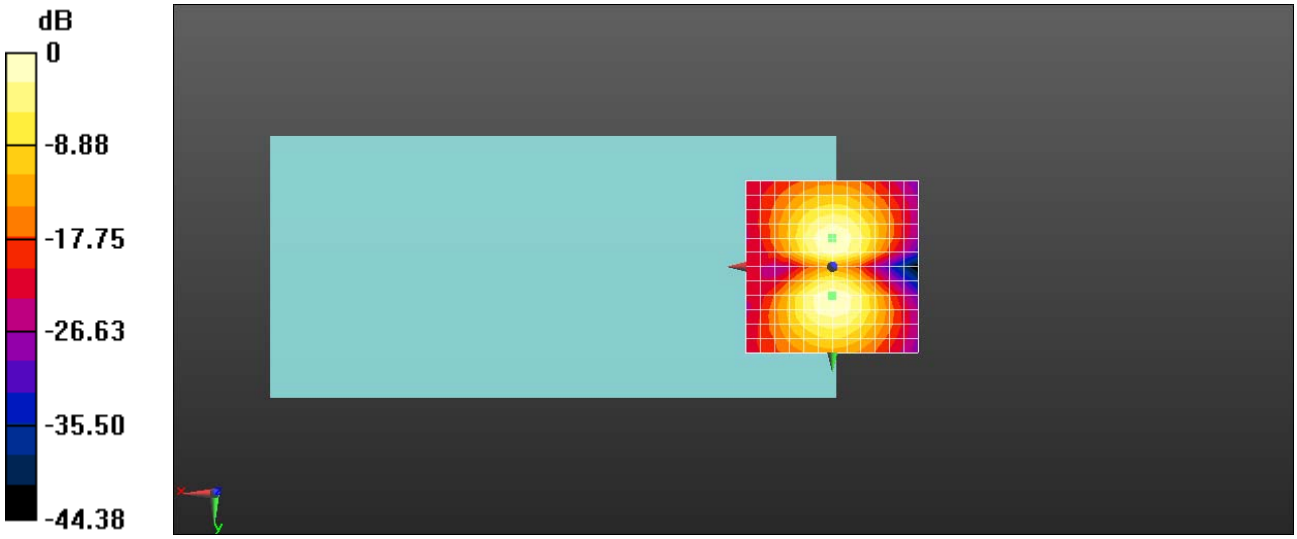

0 dB = 1.000 = 0.00 dB

Date: 2021-07-26

Test Laboratory: SGS-SAR Lab

U696CL HAC-T-Coil-LTE Band 4 20M QPSK 1RB0 20175CH

DUT: U696CL; Type: Smart Phone; Serial: a2f1d331

Communication System: UID 0, LTE-FDD BW 20MHz (0); Frequency: 1732.5 MHz;Duty Cycle: 1:1

Medium: Air;Medium parameters used: $\sigma = 0$ S/m, $\varepsilon_r = 1$; $\rho = 0$ kg/m^3
Phantom section: TCoil Section

DASY 5 Configuration:

- Probe: AM1DV3 - 3115; ; Calibrated: 2021-06-01
- Sensor-Surface: 0mm (Fix Surface)
- Electronics: DAE4 Sn1455; Calibrated: 2020-10-08
- Phantom: HAC Test Arch with AMCC; Type: SD HAC P01 BA;
- DASY52 52.10.4(1527); SEMCAD X 14.6.14(7483)

T-Coil scan/General Scans/z (axial) 4.2mm 50 x 50/ABM SNR(x,y,z) (13x13x1):

Measurement grid: dx=10mm, dy=10mm
ABM1/ABM2 = 35.99 dB
ABM1 comp = 4.69 dBA/m
BWC Factor = 0.17 dB
Location: 0, 0, 3.7 mm

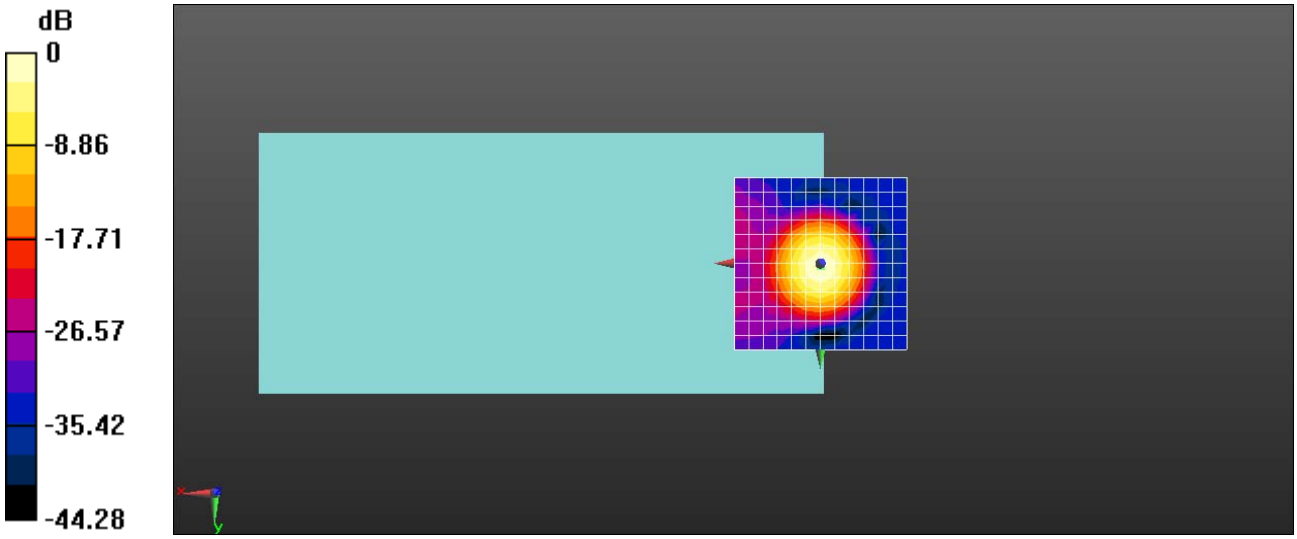

0 dB = 1.000 = 0.00 dB

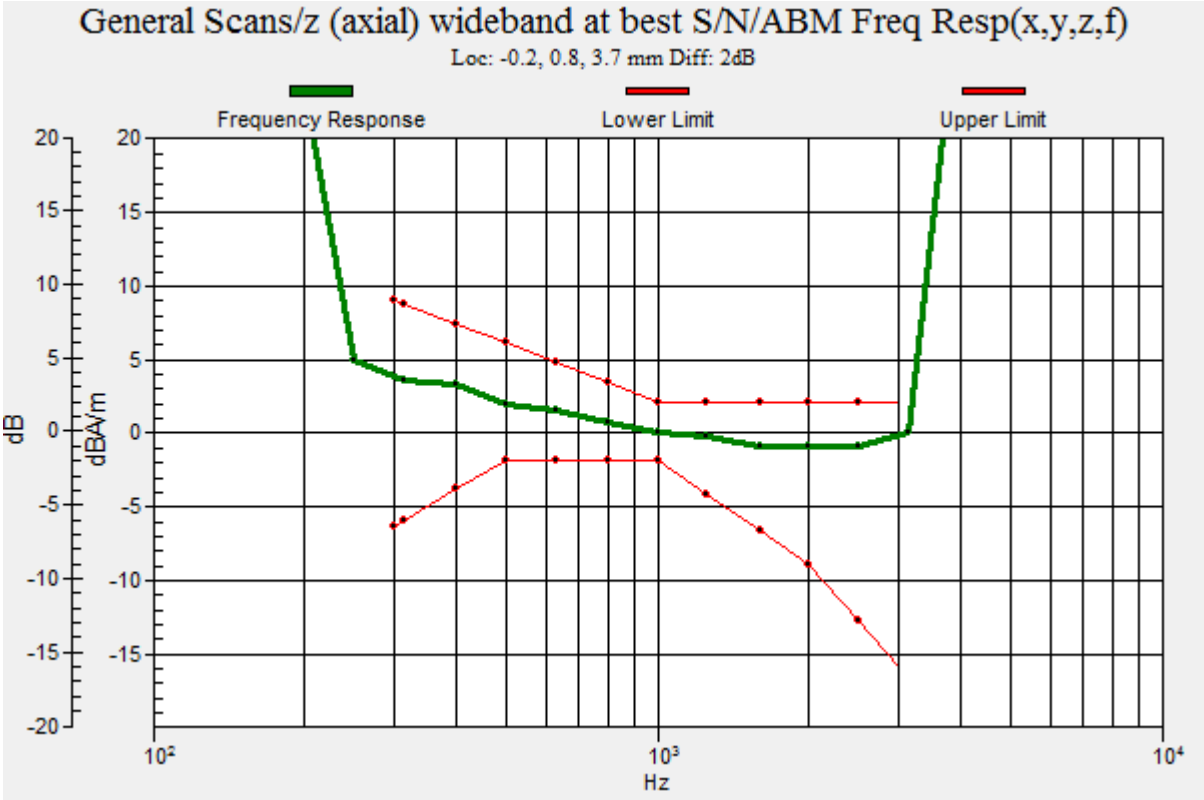
General Scans/z (axial) wideband at best S/N/ABM Freq Resp(x,y,z,f)
Loc: -0.2, 0.8, 3.7 mm Diff: 2dB
Frequency Response
Lower Limit
Upper Limit
dB
dBA/m
20
15
10
5
0
-5
-10
-15
-20
10^2
10^3
10^4
Hz

Date: 2021-07-26

Test Laboratory: SGS-SAR Lab

U696CL HAC-T-Coil-LTE Band 4 20M QPSK 1RB0 20175CH

DUT: U696CL; Type: Smart Phone; Serial: a2f1d331

Communication System: UID 0, LTE-FDD BW 20MHz (0); Frequency: 1732.5 MHz;Duty Cycle: 1:1

Medium: Air;Medium parameters used: $\sigma = 0$ S/m, $\varepsilon_r = 1$; $\rho = 0$ kg/m^3
Phantom section: TCoil Section

DASY 5 Configuration:

- Probe: AM1DV3 - 3115; ; Calibrated: 2021-06-01
- Sensor-Surface: 0mm (Fix Surface)
- Electronics: DAE4 Sn1455; Calibrated: 2020-10-08
- Phantom: HAC Test Arch with AMCC; Type: SD HAC P01 BA;
- DASY52 52.10.4(1527); SEMCAD X 14.6.14(7483)

T-Coil scan/General Scans/y (transversal) 4.2mm 50 x 50/ABM SNR(x,y,z) (13x13x1): Measurement grid: dx=10mm, dy=10mm

ABM1/ABM2 = 33.22 dB
ABM1 comp = -5.50 dBA/m
BWC Factor = 0.17 dB
Location: -4.2, -8.3, 3.7 mm



0 dB = 1.000 = 0.00 dB

Date: 2021-07-26

Test Laboratory: SGS-SAR Lab

U696CL HAC-T-Coil-LTE Band 5 10M QPSK 1RB0 20525CH

DUT: U696CL; Type: Smart Phone; Serial: a2f1d331

Communication System: UID 0, LTE-FDD BW 10MHZ (0); Frequency: 836.5 MHz;Duty Cycle: 1:1

Medium: Air;Medium parameters used: $\sigma = 0$ S/m, $\varepsilon_r = 1$; $\rho = 0$ kg/m^3
Phantom section: TCoil Section

DASY 5 Configuration:

- Probe: AM1DV3 - 3115; ; Calibrated: 2021-06-01
- Sensor-Surface: 0mm (Fix Surface)
- Electronics: DAE4 Sn1455; Calibrated: 2020-10-08
- Phantom: HAC Test Arch with AMCC; Type: SD HAC P01 BA;
- DASY52 52.10.4(1527); SEMCAD X 14.6.14(7483)

T-Coil scan/General Scans/z (axial) 4.2mm 50 x 50/ABM SNR(x,y,z) (13x13x1):

Measurement grid: dx=10mm, dy=10mm
ABM1/ABM2 = 34.53 dB
ABM1 comp = 4.31 dBA/m
BWC Factor = 0.16 dB
Location: 0, 0, 3.7 mm

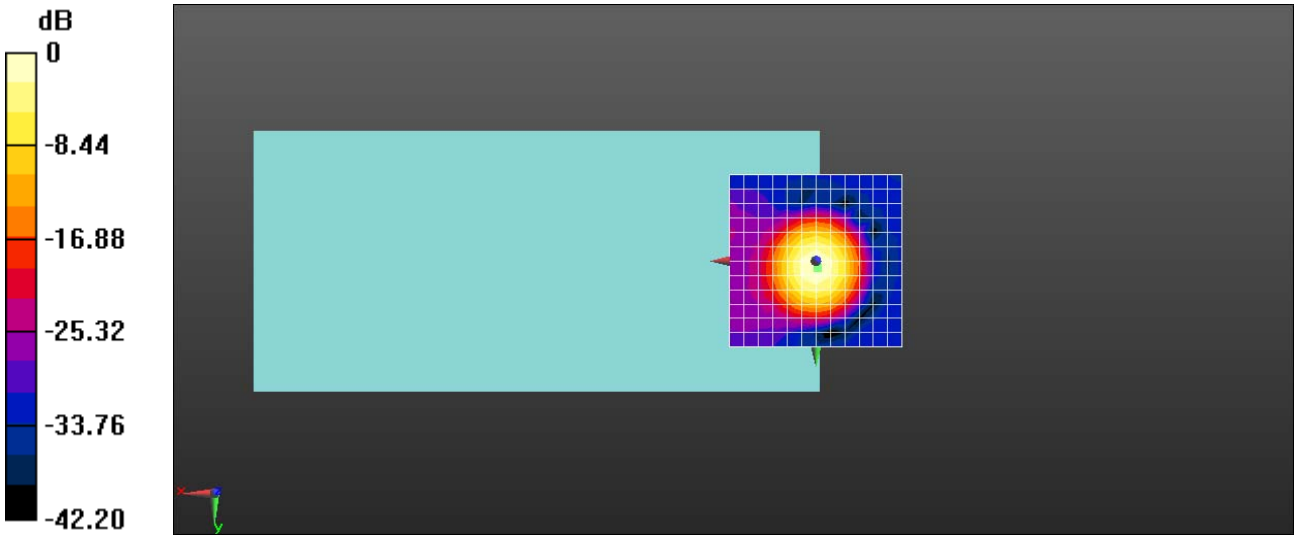

0 dB = 1.000 = 0.00 dB

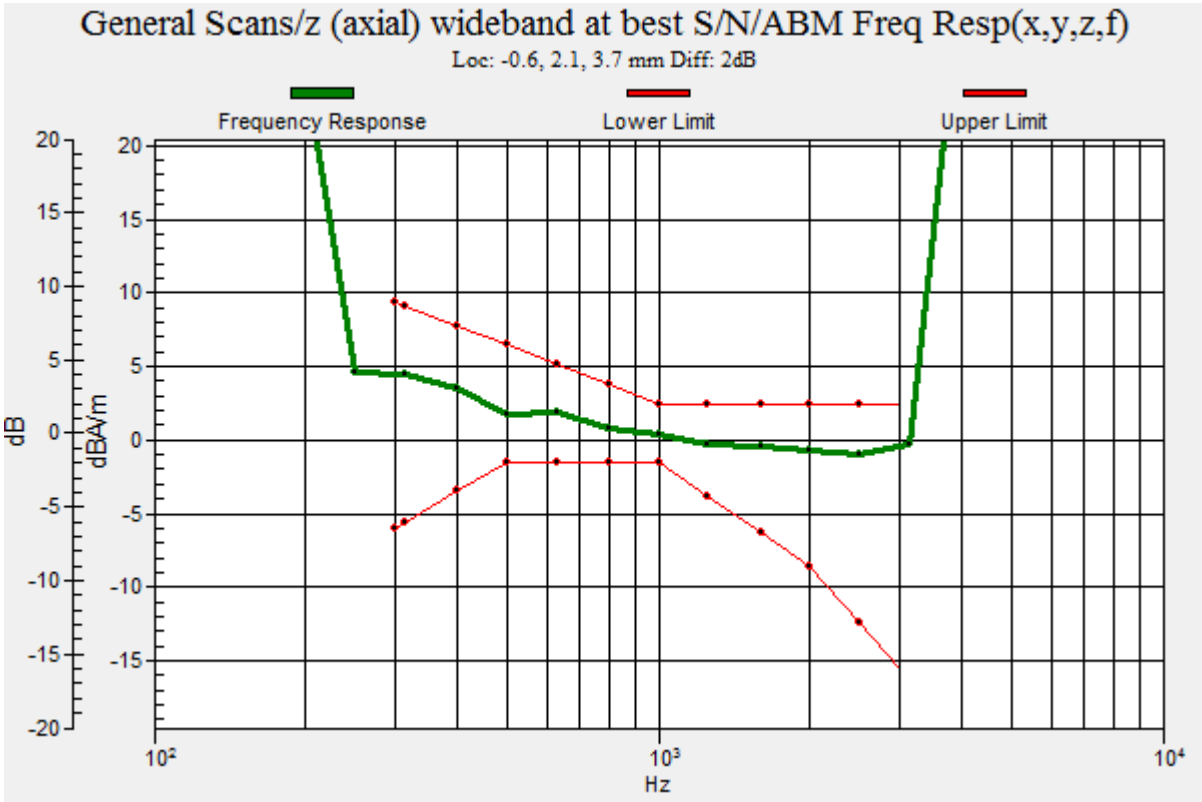
General Scans/z (axial) wideband at best S/N/ABM Freq Resp(x,y,z,f)
Loc: -0.6, 2.1, 3.7 mm Diff: 2dB
Frequency Response
Lower Limit
Upper Limit
dB
dBA/m
20
15
10
5
0
-5
-10
-15
-20
10^2
10^3
10^4
Hz

Date: 2021-07-26

Test Laboratory: SGS-SAR Lab

U696CL HAC-T-Coil-LTE Band 5 10M QPSK 1RB0 20525CH

DUT: U696CL; Type: Smart Phone; Serial: a2f1d331

Communication System: UID 0, LTE-FDD BW 10MHZ (0); Frequency: 836.5 MHz;Duty Cycle: 1:1

Medium: Air;Medium parameters used: $\sigma = 0$ S/m, $\varepsilon_r = 1$; $\rho = 0$ kg/m^3
Phantom section: TCoil Section

DASY 5 Configuration:

- Probe: AM1DV3 - 3115; ; Calibrated: 2021-06-01
- Sensor-Surface: 0mm (Fix Surface)
- Electronics: DAE4 Sn1455; Calibrated: 2020-10-08
- Phantom: HAC Test Arch with AMCC; Type: SD HAC P01 BA;
- DASY52 52.10.4(1527); SEMCAD X 14.6.14(7483)

T-Coil scan/General Scans/y (transversal) 4.2mm 50 x 50/ABM SNR(x,y,z) (13x13x1): Measurement grid: dx=10mm, dy=10mm

ABM1/ABM2 = 35.51 dB
ABM1 comp = -5.69 dBA/m
BWC Factor = 0.16 dB
Location: -4.2, -8.3, 3.7 mm



0 dB = 1.000 = 0.00 dB

Date: 2021-07-27

Test Laboratory: SGS-SAR Lab

U696CL HAC-T-Coil-LTE Band 12 10M QPSK 1RB0 23095CH

DUT: U696CL; Type: Smart Phone; Serial: a2f1d331

Communication System: UID 0, LTE-FDD BW 10MHZ (0); Frequency: 707.5 MHz;Duty Cycle: 1:1

Medium: Air;Medium parameters used: $\sigma = 0$ S/m, $\varepsilon_r = 1$; $\rho = 0$ kg/m^3
Phantom section: TCoil Section

DASY 5 Configuration:

- Probe: AM1DV3 - 3115; ; Calibrated: 2021-06-01
- Sensor-Surface: 0mm (Fix Surface)
- Electronics: DAE4 Sn1455; Calibrated: 2020-10-08
- Phantom: HAC Test Arch with AMCC; Type: SD HAC P01 BA;
- DASY52 52.10.4(1527); SEMCAD X 14.6.14(7483)

T-Coil scan/General Scans/z (axial) 4.2mm 50 x 50/ABM SNR(x,y,z) (13x13x1):

Measurement grid: dx=10mm, dy=10mm
ABM1/ABM2 = 34.18 dB
ABM1 comp = 2.11 dBA/m
BWC Factor = 0.16 dB
Location: 0, 0, 3.7 mm

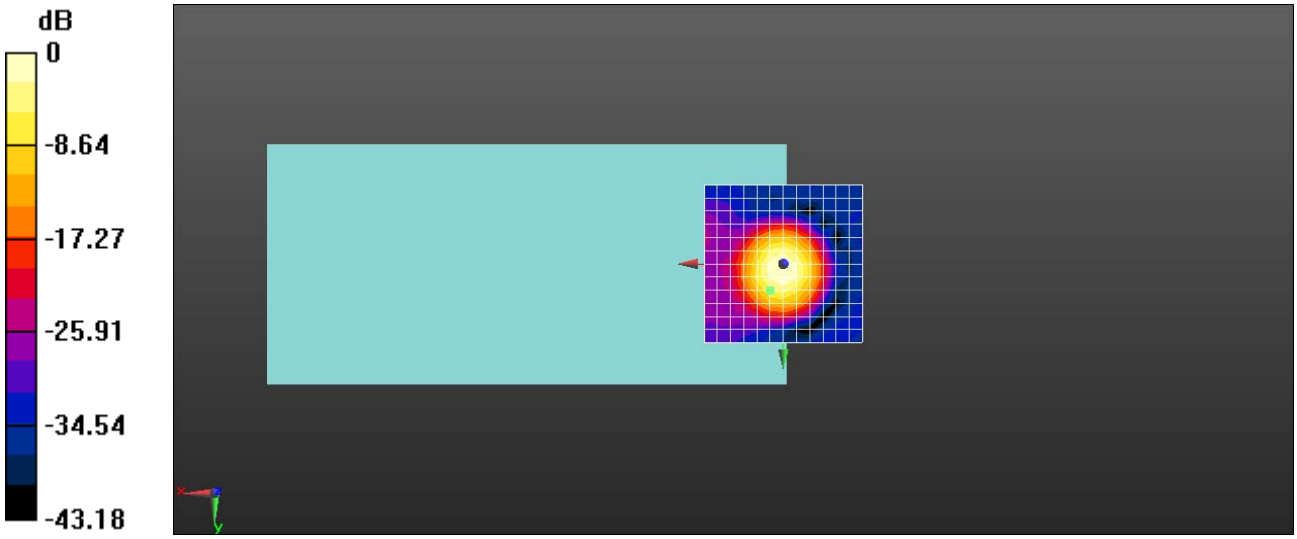

0 dB = 1.000 = 0.00 dB

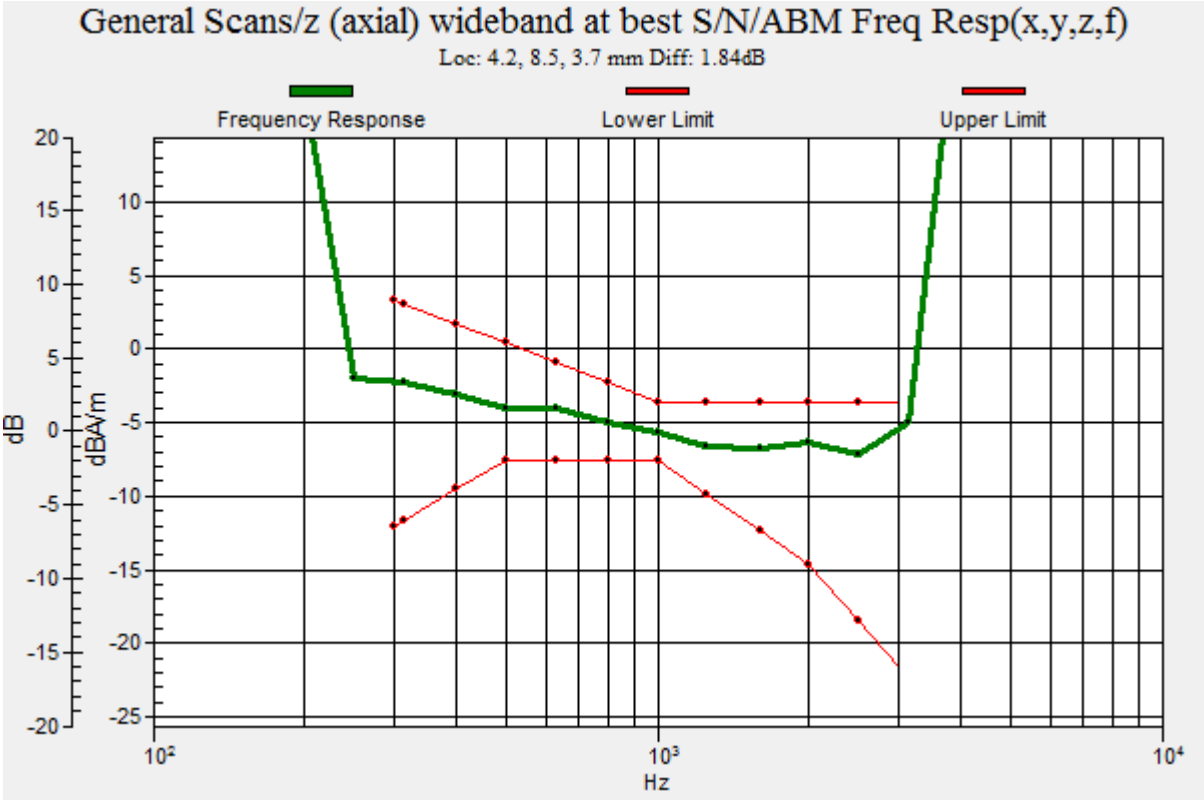
General Scans/z (axial) wideband at best S/N/ABM Freq Resp(x,y,z,f)
Loc: 4.2, 8.5, 3.7 mm Diff: 1.84dB
Frequency Response
Lower Limit
Upper Limit
dB
dBA/m
Hz
20
15
10
5
0
-5
-10
-15
-20
10
5
0
-5
-10
-15
-20
-25
10²
10³
10⁴

Date: 2021-07-27

Test Laboratory: SGS-SAR Lab

U696CL HAC-T-Coil-LTE Band 12 10M QPSK 1RB0 23095CH

DUT: U696CL; Type: Smart Phone; Serial: a2f1d331

Communication System: UID 0, LTE-FDD BW 10MHZ (0); Frequency: 707.5 MHz;Duty Cycle: 1:1

Medium: Air;Medium parameters used: $\sigma = 0$ S/m, $\varepsilon_r = 1$; $\rho = 0$ kg/m^3
Phantom section: TCoil Section

DASY 5 Configuration:

- Probe: AM1DV3 - 3115; ; Calibrated: 2021-06-01
- Sensor-Surface: 0mm (Fix Surface)
- Electronics: DAE4 Sn1455; Calibrated: 2020-10-08
- Phantom: HAC Test Arch with AMCC; Type: SD HAC P01 BA;
- DASY52 52.10.4(1527); SEMCAD X 14.6.14(7483)

T-Coil scan/General Scans/y (transversal) 4.2mm 50 x 50/ABM SNR(x,y,z) (13x13x1): Measurement grid: dx=10mm, dy=10mm
ABM1/ABM2 = 33.30 dB
ABM1 comp = -5.05 dBA/m
BWC Factor = 0.16 dB
Location: 0, 12.5, 3.7 mm

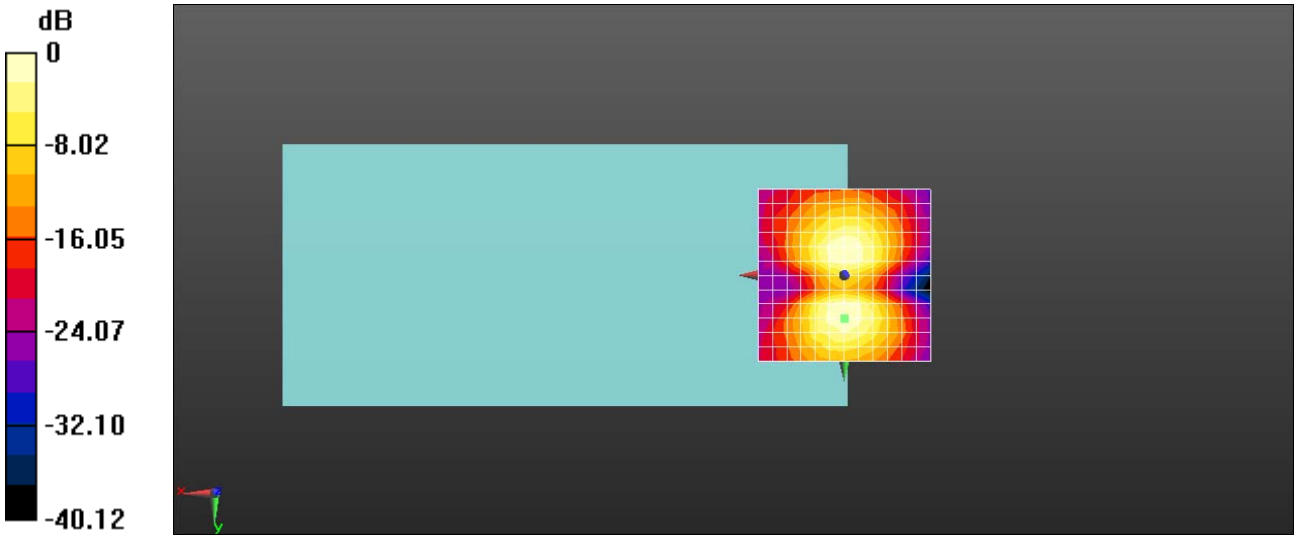

0 dB = 1.000 = 0.00 dB

Date: 2021-07-26

Test Laboratory: SGS-SAR Lab

U696CL HAC-T-Coil-LTE Band 25 20M QPSK 1RB0 26365CH

DUT: U696CL; Type: Smart Phone; Serial: a2f1d331

Communication System: UID 0, LTE-FDD BW 20MHz (0); Frequency: 1882.5 MHz;Duty Cycle: 1:1

Medium: Air;Medium parameters used: $\sigma = 0$ S/m, $\varepsilon_r = 1$; $\rho = 0$ kg/m^3
Phantom section: TCoil Section

DASY 5 Configuration:

- Probe: AM1DV3 - 3115; ; Calibrated: 2021-06-01
- Sensor-Surface: 0mm (Fix Surface)
- Electronics: DAE4 Sn1455; Calibrated: 2020-10-08
- Phantom: HAC Test Arch with AMCC; Type: SD HAC P01 BA;
- DASY52 52.10.4(1527); SEMCAD X 14.6.14(7483)

T-Coil scan/General Scans/z (axial) 4.2mm 50 x 50/ABM SNR(x,y,z) (13x13x1):

Measurement grid: dx=10mm, dy=10mm
ABM1/ABM2 = 35.67 dB
ABM1 comp = 4.53 dBA/m
BWC Factor = 0.16 dB
Location: 0, 0, 3.7 mm

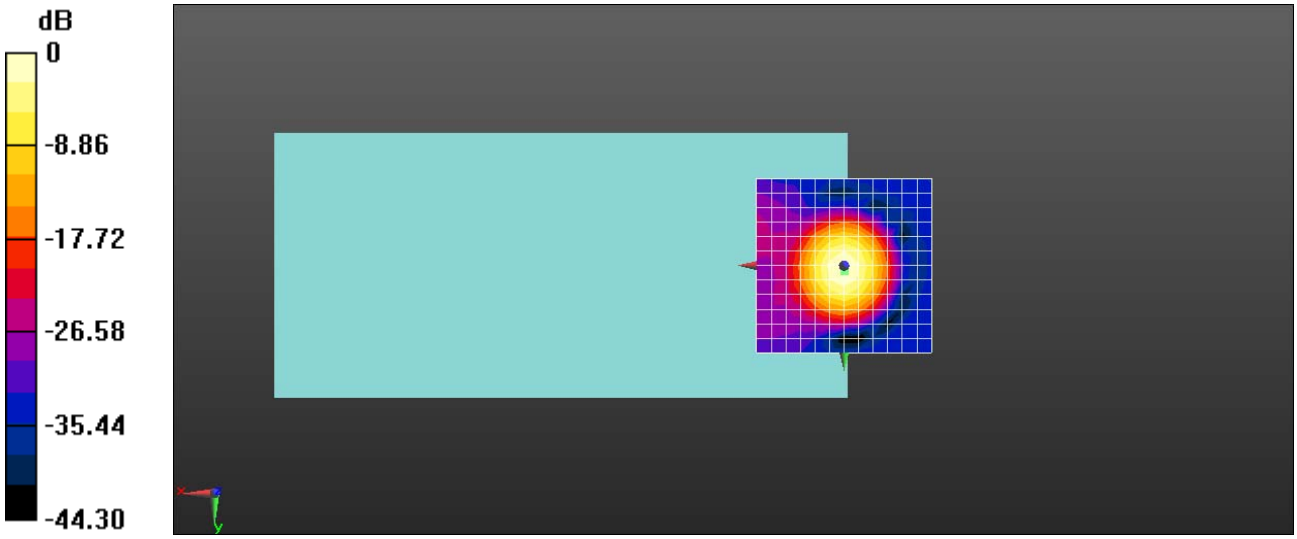

0 dB = 1.000 = 0.00 dB

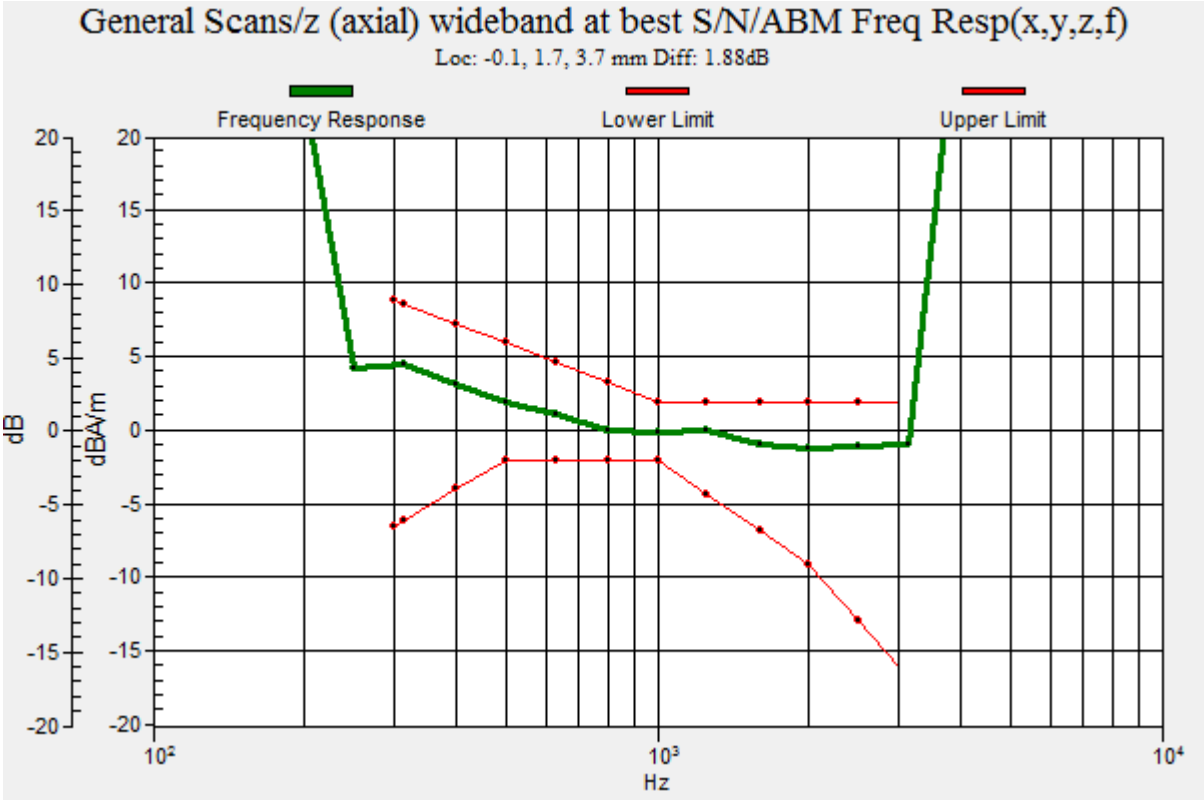
General Scans/z (axial) wideband at best S/N/ABM Freq Resp(x,y,z,f)
Loc: -0.1, 1.7, 3.7 mm Diff: 1.88dB
Frequency Response
Lower Limit
Upper Limit
dB
dBA/m
20
15
10
5
0
-5
-10
-15
-20
10^2
10^3
10^4
Hz

Date: 2021-07-26

Test Laboratory: SGS-SAR Lab

U696CL HAC-T-Coil-LTE Band 25 20M QPSK 1RB0 26365CH

DUT: U696CL; Type: Smart Phone; Serial: a2f1d331

Communication System: UID 0, LTE-FDD BW 20MHz (0); Frequency: 1882.5 MHz;Duty Cycle: 1:1

Medium: Air;Medium parameters used: $\sigma = 0$ S/m, $\varepsilon_r = 1$; $\rho = 0$ kg/m^3
Phantom section: TCoil Section

DASY 5 Configuration:

- Probe: AM1DV3 - 3115; ; Calibrated: 2021-06-01
- Sensor-Surface: 0mm (Fix Surface)
- Electronics: DAE4 Sn1455; Calibrated: 2020-10-08
- Phantom: HAC Test Arch with AMCC; Type: SD HAC P01 BA;
- DASY52 52.10.4(1527); SEMCAD X 14.6.14(7483)

T-Coil scan/General Scans/y (transversal) 4.2mm 50 x 50/ABM SNR(x,y,z) (13x13x1): Measurement grid: dx=10mm, dy=10mm

ABM1/ABM2 = 34.63 dB
ABM1 comp = -5.33 dBA/m
BWC Factor = 0.16 dB
Location: -4.2, -8.3, 3.7 mm

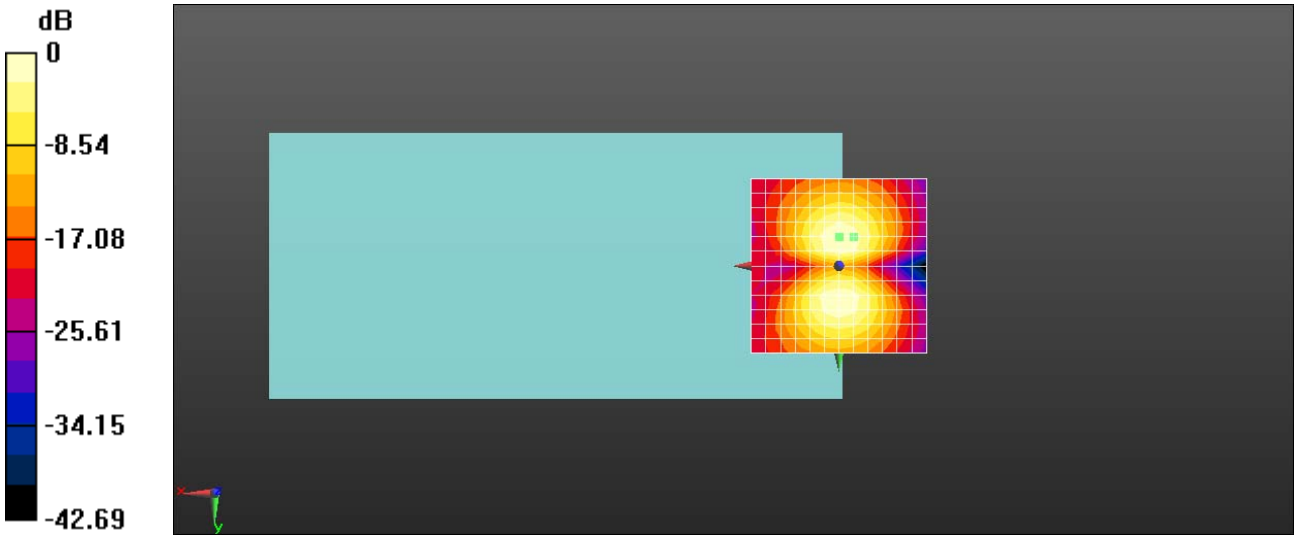

0 dB = 1.000 = 0.00 dB

Date: 2021-07-27

Test Laboratory: SGS-SAR Lab

U696CL HAC-T-Coil-LTE Band 26 15M QPSK 1RB0 26865CH

DUT: U696CL; Type: Smart Phone; Serial: a2f1d331

Communication System: UID 0, LTE-FDD BW 15MHz (0); Frequency: 831.5 MHz;Duty Cycle: 1:1

Medium: Air;Medium parameters used: $\sigma = 0$ S/m, $\varepsilon_r = 1$; $\rho = 0$ kg/m^3
Phantom section: TCoil Section

DASY 5 Configuration:

- Probe: AM1DV3 - 3115; ; Calibrated: 2021-06-01
- Sensor-Surface: 0mm (Fix Surface)
- Electronics: DAE4 Sn1455; Calibrated: 2020-10-08
- Phantom: HAC Test Arch with AMCC; Type: SD HAC P01 BA;
- DASY52 52.10.4(1527); SEMCAD X 14.6.14(7483)

T-Coil scan/General Scans/z (axial) 4.2mm 50 x 50/ABM SNR(x,y,z) (13x13x1):

Measurement grid: dx=10mm, dy=10mm
ABM1/ABM2 = 38.35 dB
ABM1 comp = 4.40 dBA/m
BWC Factor = 0.16 dB
Location: 0, 4.2, 3.7 mm

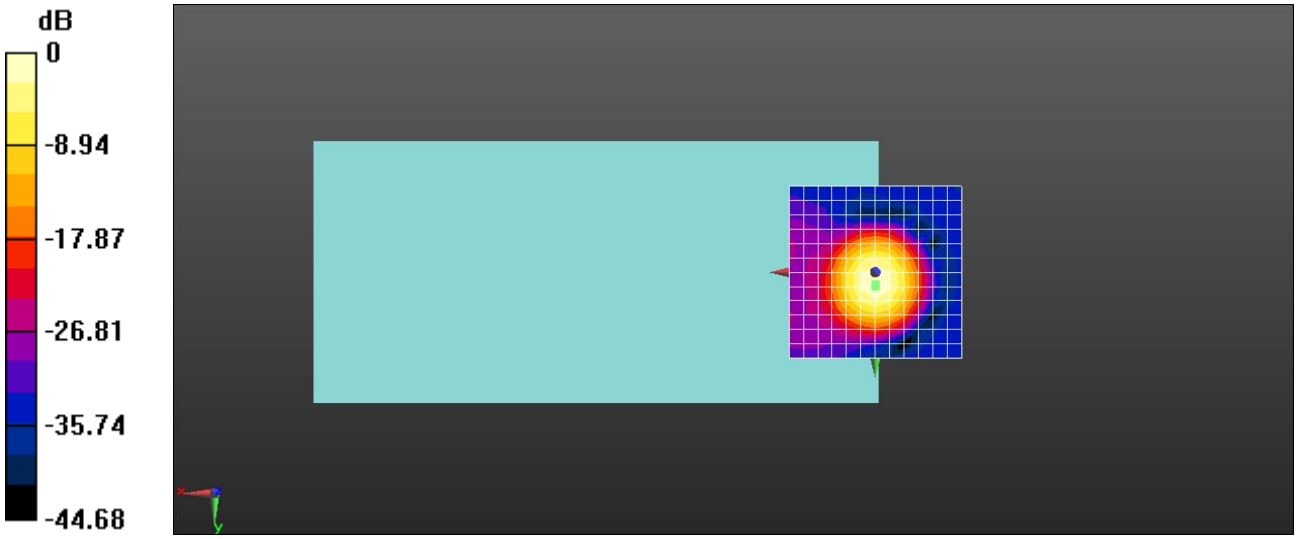

0 dB = 1.000 = 0.00 dB

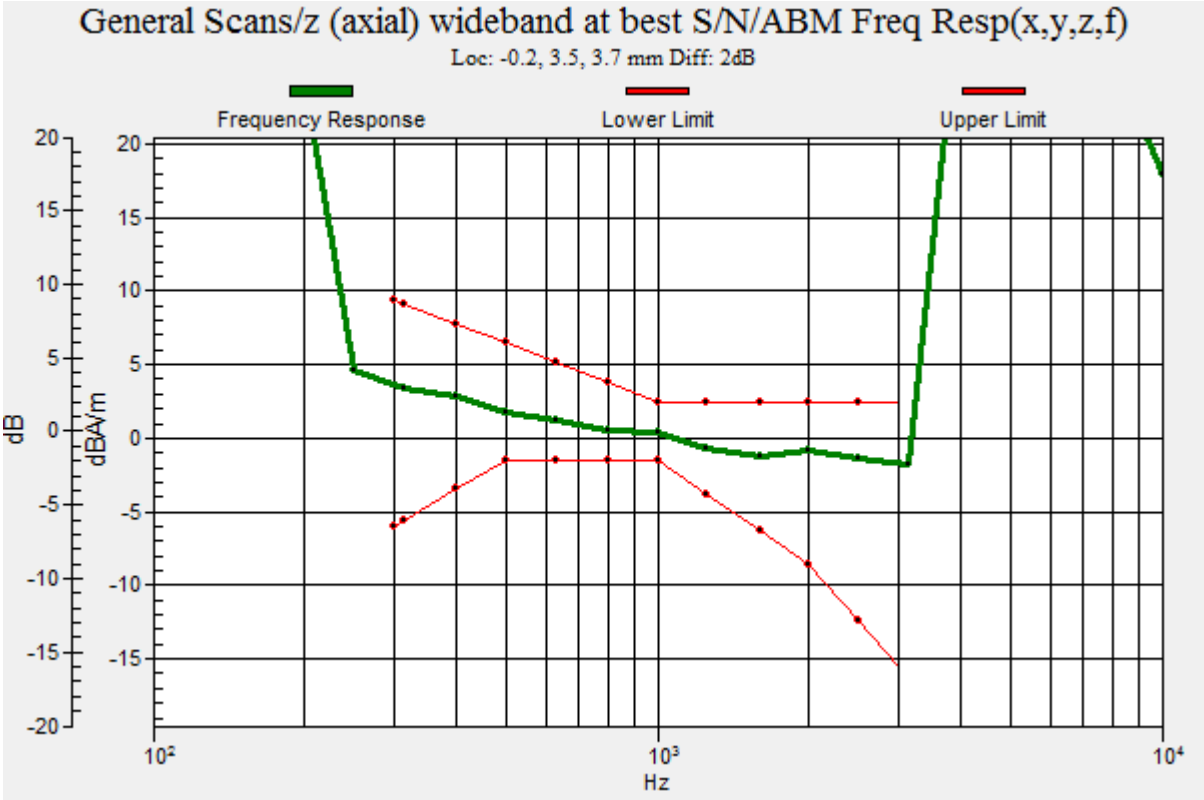
General Scans/z (axial) wideband at best S/N/ABM Freq Resp(x,y,z,f)
Loc: -0.2, 3.5, 3.7 mm Diff: 2dB
Frequency Response
Lower Limit
Upper Limit
dB
dBA/m
20
15
10
5
0
-5
-10
-15
-20
10^2
10^3
10^4
Hz

Date: 2021-07-27

Test Laboratory: SGS-SAR Lab

U696CL HAC-T-Coil-LTE Band 26 15M QPSK 1RB0 26865CH

DUT: U696CL; Type: Smart Phone; Serial: a2f1d331

Communication System: UID 0, LTE-FDD BW 15MHz (0); Frequency: 831.5 MHz;Duty Cycle: 1:1

Medium: Air;Medium parameters used: $\sigma = 0$ S/m, $\varepsilon_r = 1$; $\rho = 0$ kg/m^3
Phantom section: TCoil Section

DASY 5 Configuration:

- Probe: AM1DV3 - 3115; ; Calibrated: 2021-06-01
- Sensor-Surface: 0mm (Fix Surface)
- Electronics: DAE4 Sn1455; Calibrated: 2020-10-08
- Phantom: HAC Test Arch with AMCC; Type: SD HAC P01 BA;
- DASY52 52.10.4(1527); SEMCAD X 14.6.14(7483)

T-Coil scan/General Scans/y (transversal) 4.2mm 50 x 50/ABM SNR(x,y,z) (13x13x1): Measurement grid: dx=10mm, dy=10mm

ABM1/ABM2 = 35.17 dB
ABM1 comp = -6.42 dBA/m
BWC Factor = 0.16 dB
Location: -4.2, -8.3, 3.7 mm

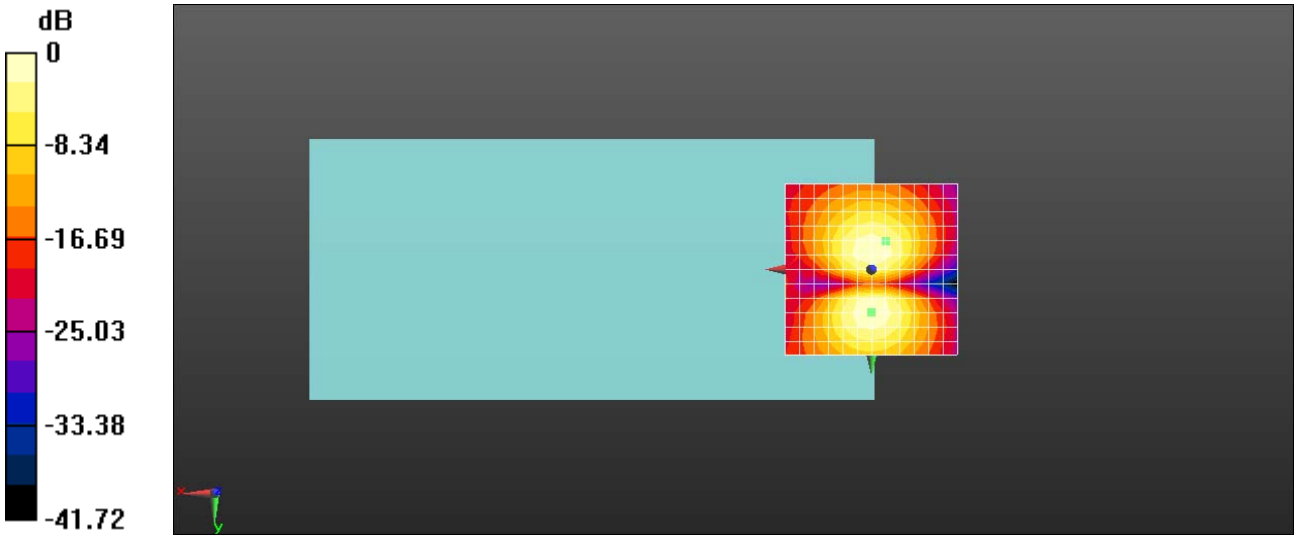

0 dB = 1.000 = 0.00 dB

Date: 2021-07-26

Test Laboratory: SGS-SAR Lab

U696CL HAC-T-Coil-LTE Band 66 20M QPSK 1RB0 132322CH

DUT: U696CL; Type: Smart Phone; Serial: a2f1d331

Communication System: UID 0, LTE-FDD BW 20MHz (0); Frequency: 1745 MHz;Duty Cycle: 1:1

Medium: Air;Medium parameters used: $\sigma = 0$ S/m, $\varepsilon_r = 1$; $\rho = 0$ kg/m^3
Phantom section: TCoil Section

DASY 5 Configuration:

- Probe: AM1DV3 - 3115; ; Calibrated: 2021-06-01
- Sensor-Surface: 0mm (Fix Surface)
- Electronics: DAE4 Sn1455; Calibrated: 2020-10-08
- Phantom: HAC Test Arch with AMCC; Type: SD HAC P01 BA;
- DASY52 52.10.4(1527); SEMCAD X 14.6.14(7483)

T-Coil scan/General Scans/z (axial) 4.2mm 50 x 50/ABM SNR(x,y,z) (13x13x1):

Measurement grid: dx=10mm, dy=10mm
ABM1/ABM2 = 36.80 dB
ABM1 comp = 4.43 dBA/m
BWC Factor = 0.17 dB
Location: 0, 0, 3.7 mm

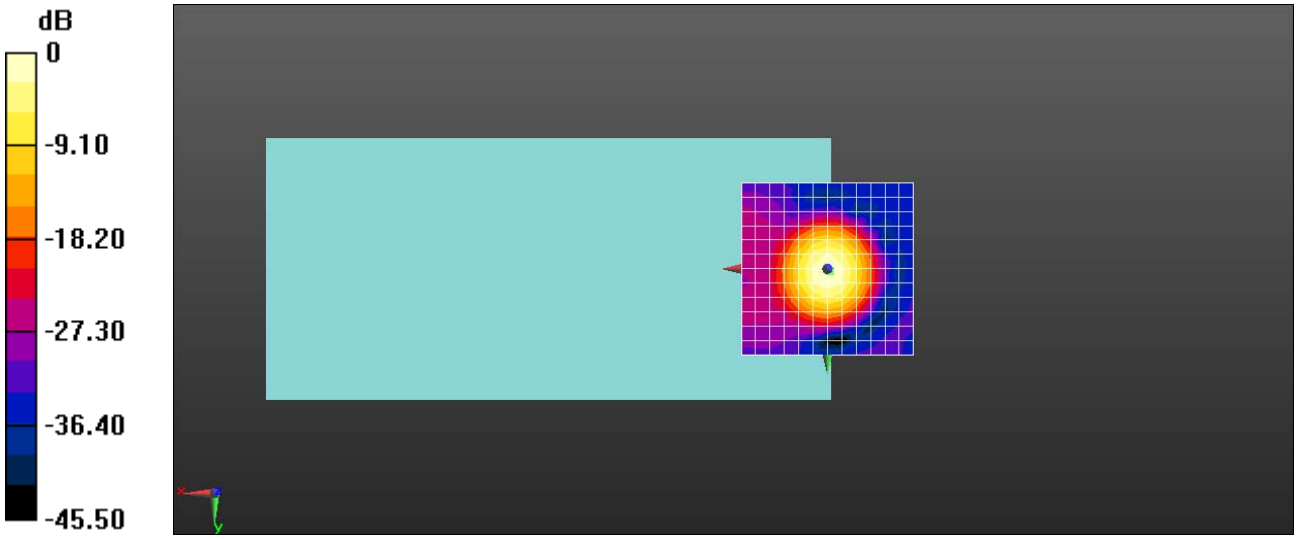

0 dB = 1.000 = 0.00 dB

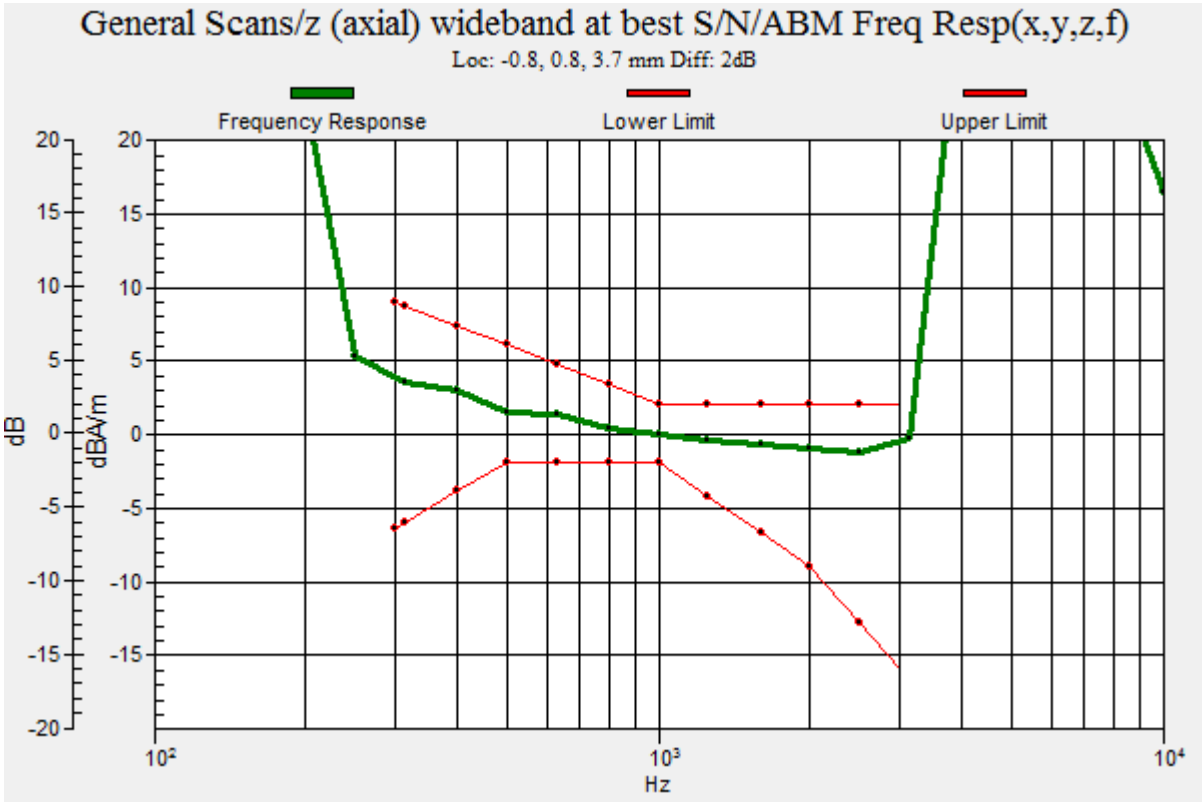
General Scans/z (axial) wideband at best S/N/ABM Freq Resp(x,y,z,f)
Loc: -0.8, 0.8, 3.7 mm Diff: 2dB
Frequency Response
Lower Limit
Upper Limit
dB
dBA/m
20
15
10
5
0
-5
-10
-15
-20
10^2
10^3
10^4
Hz

Date: 2021-07-26

Test Laboratory: SGS-SAR Lab

U696CL HAC-T-Coil-LTE Band 66 20M QPSK 1RB0 132322CH

DUT: U696CL; Type: Smart Phone; Serial: a2f1d331

Communication System: UID 0, LTE-FDD BW 20MHz (0); Frequency: 1745 MHz;Duty Cycle: 1:1

Medium: Air;Medium parameters used: $\sigma = 0$ S/m, $\varepsilon_r = 1$; $\rho = 0$ kg/m^3
Phantom section: TCoil Section

DASY 5 Configuration:

- Probe: AM1DV3 - 3115; ; Calibrated: 2021-06-01
- Sensor-Surface: 0mm (Fix Surface)
- Electronics: DAE4 Sn1455; Calibrated: 2020-10-08
- Phantom: HAC Test Arch with AMCC; Type: SD HAC P01 BA;
- DASY52 52.10.4(1527); SEMCAD X 14.6.14(7483)

T-Coil scan/General Scans/y (transversal) 4.2mm 50 x 50/ABM SNR(x,y,z) (13x13x1): Measurement grid: dx=10mm, dy=10mm
ABM1/ABM2 = 32.59 dB
ABM1 comp = -5.68 dBA/m
BWC Factor = 0.17 dB
Location: -4.2, -8.3, 3.7 mm

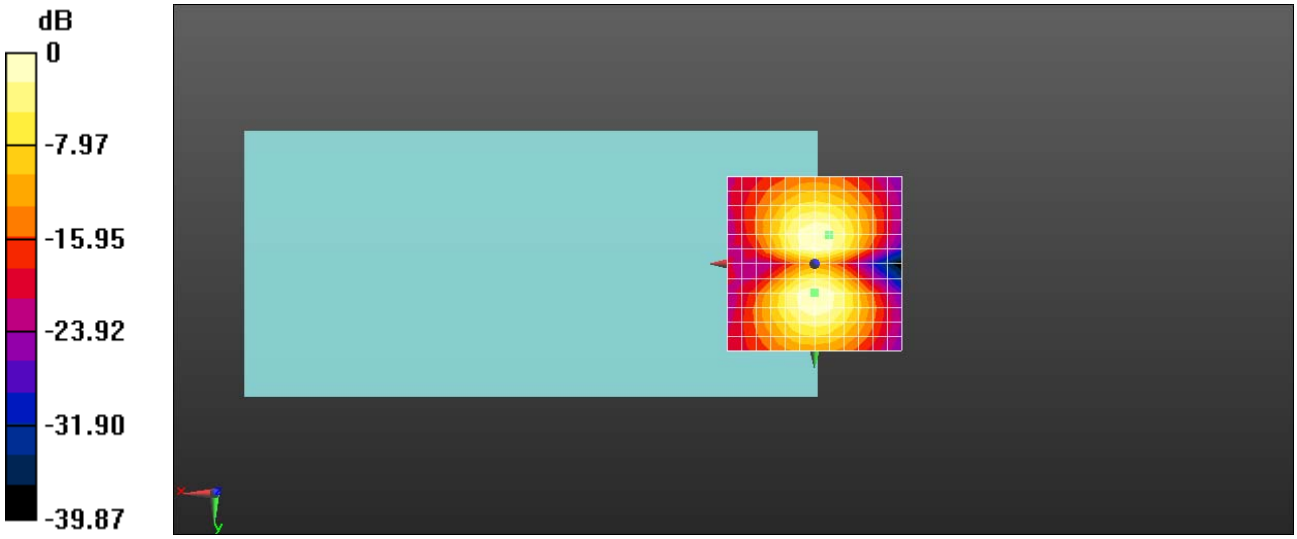

0 dB = 42.62 = 32.59 dB

Date: 2021-07-26

Test Laboratory: SGS-SAR Lab

U696CL HAC-T-Coil-LTE Band 71 20M QPSK 1RB0 133297CH

DUT: U696CL; Type: Smart Phone; Serial: a2f1d331

Communication System: UID 0, LTE-FDD BW 20MHz (0); Frequency: 680.5 MHz;Duty Cycle: 1:1

Medium: Air;Medium parameters used: $\sigma = 0$ S/m, $\varepsilon_r = 1$; $\rho = 0$ kg/m^3
Phantom section: TCoil Section

DASY 5 Configuration:

- Probe: AM1DV3 - 3115; ; Calibrated: 2021-06-01
- Sensor-Surface: 0mm (Fix Surface)
- Electronics: DAE4 Sn1455; Calibrated: 2020-10-08
- Phantom: HAC Test Arch with AMCC; Type: SD HAC P01 BA;
- DASY52 52.10.4(1527); SEMCAD X 14.6.14(7483)

T-Coil scan/General Scans/z (axial) 4.2mm 50 x 50/ABM SNR(x,y,z) (13x13x1):

Measurement grid: dx=10mm, dy=10mm
ABM1/ABM2 = 36.46 dB
ABM1 comp = 4.27 dBA/m
BWC Factor = 0.16 dB
Location: 0, 0, 3.7 mm



0 dB = 1.000 = 0.00 dB

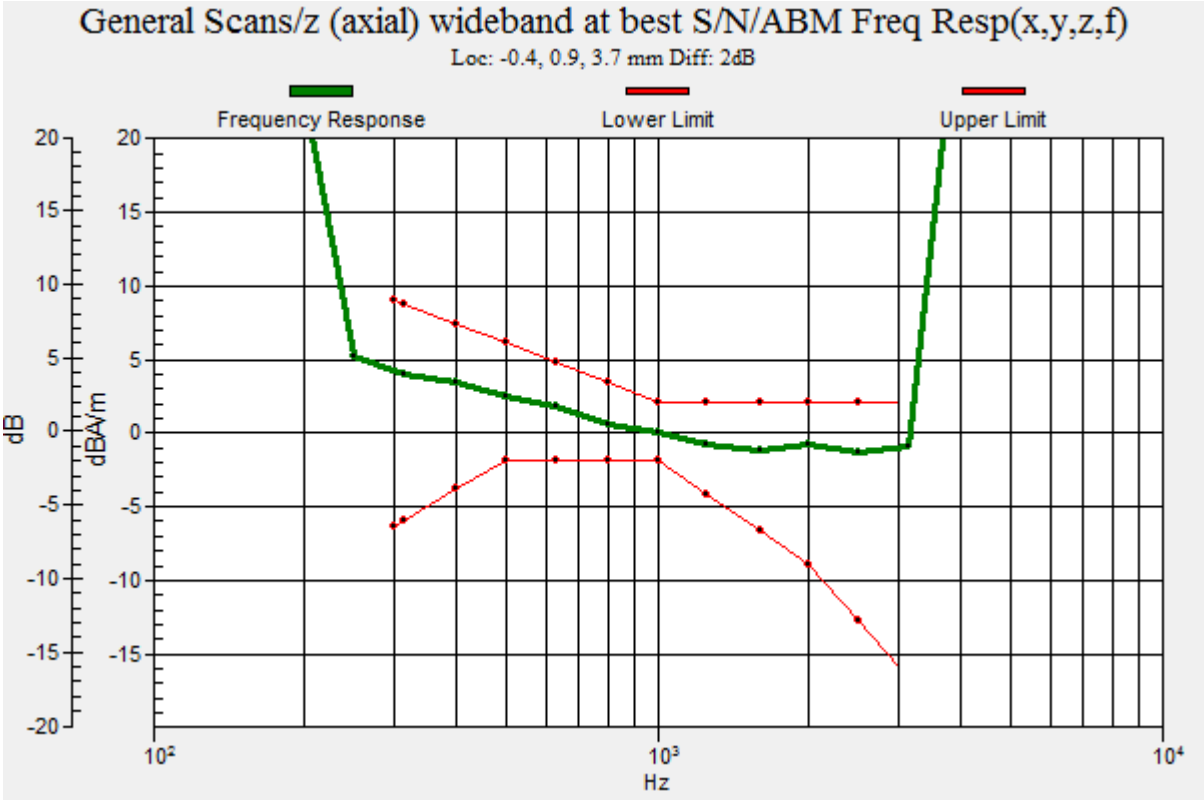
General Scans/z (axial) wideband at best S/N/ABM Freq Resp(x,y,z,f)
Loc: -0.4, 0.9, 3.7 mm Diff: 2dB
Frequency Response
Lower Limit
Upper Limit
dB
dBA/m
20
15
10
5
0
-5
-10
-15
-20
10^2
10^3
10^4
Hz

Date: 2021-07-26

Test Laboratory: SGS-SAR Lab

U696CL HAC-T-Coil-LTE Band 71 20M QPSK 1RB0 133297CH

DUT: U696CL; Type: Smart Phone; Serial: a2f1d331

Communication System: UID 0, LTE-FDD BW 20MHz (0); Frequency: 680.5 MHz;Duty Cycle: 1:1

Medium: Air;Medium parameters used: $\sigma = 0$ S/m, $\varepsilon_r = 1$; $\rho = 0$ kg/m^3
Phantom section: TCoil Section

DASY 5 Configuration:

- Probe: AM1DV3 - 3115; ; Calibrated: 2021-06-01
- Sensor-Surface: 0mm (Fix Surface)
- Electronics: DAE4 Sn1455; Calibrated: 2020-10-08
- Phantom: HAC Test Arch with AMCC; Type: SD HAC P01 BA;
- DASY52 52.10.4(1527); SEMCAD X 14.6.14(7483)

T-Coil scan/General Scans/y (transversal) 4.2mm 50 x 50/ABM SNR(x,y,z) (13x13x1): Measurement grid: dx=10mm, dy=10mm

ABM1/ABM2 = 35.13 dB
ABM1 comp = -5.59 dBA/m
BWC Factor = 0.16 dB
Location: -4.2, -8.3, 3.7 mm

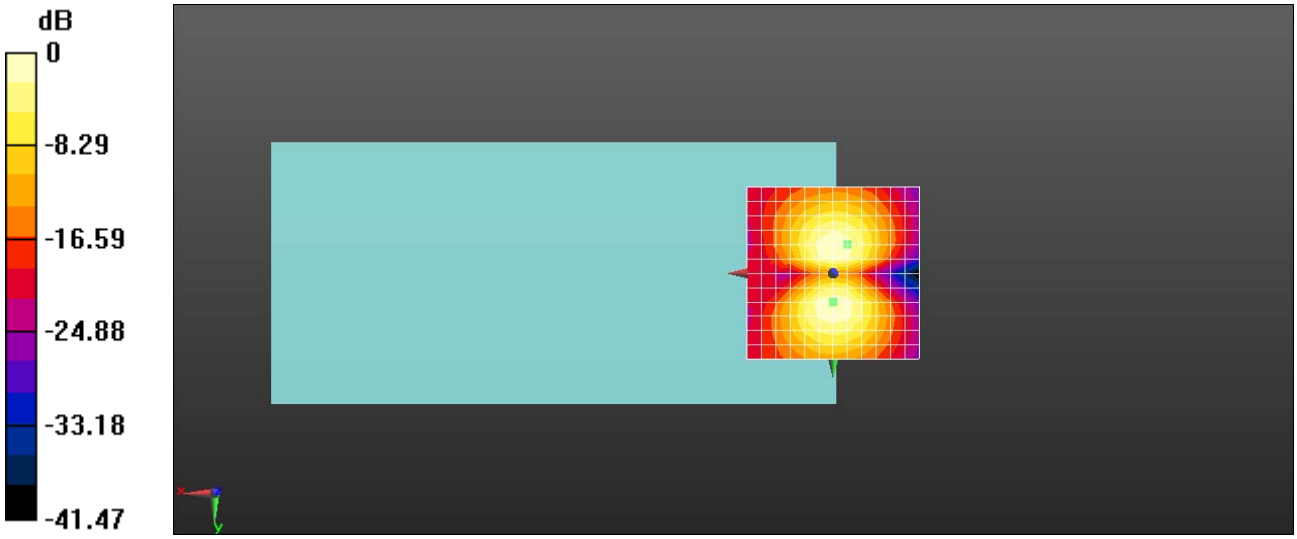

0 dB = 1.000 = 0.00 dB

Date: 2021-07-29

Test Laboratory: SGS-SAR Lab

U696CL HAC-T-Coil-LTE Band 41 20M QPSK 50RB50 40620CH

DUT: U696CL; Type: Smart Phone; Serial: a2f1d331

Communication System: UID 0, LTE-TDD BW 20MHz (0); Frequency: 2593 MHz;Duty Cycle: 1:1.57906

Medium: Air;Medium parameters used: $\sigma = 0$ S/m, $\varepsilon_r = 1$; $\rho = 0$ kg/m^3
Phantom section: TCoil Section

DASY 5 Configuration:

- Probe: AM1DV3 - 3115; ; Calibrated: 2021-06-01
- Sensor-Surface: 0mm (Fix Surface)
- Electronics: DAE4 Sn1455; Calibrated: 2020-10-08
- Phantom: HAC Test Arch with AMCC; Type: SD HAC P01 BA;
- DASY52 52.10.4(1527); SEMCAD X 14.6.14(7483)

T-Coil scan/General Scans/z (axial) 4.2mm 50 x 50/ABM SNR(x,y,z) (13x13x1):

Measurement grid: dx=10mm, dy=10mm
ABM1/ABM2 = 32.36 dB
ABM1 comp = 3.76 dBA/m
BWC Factor = 0.16 dB
Location: 0, 4.2, 3.7 mm

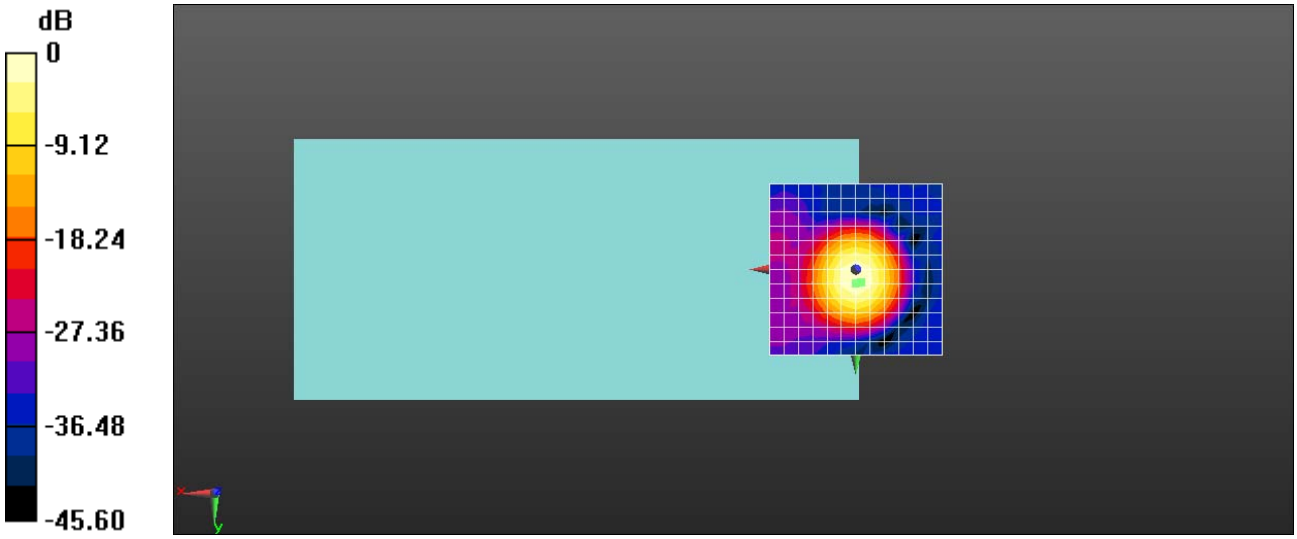

0 dB = 1.000 = 0.00 dB

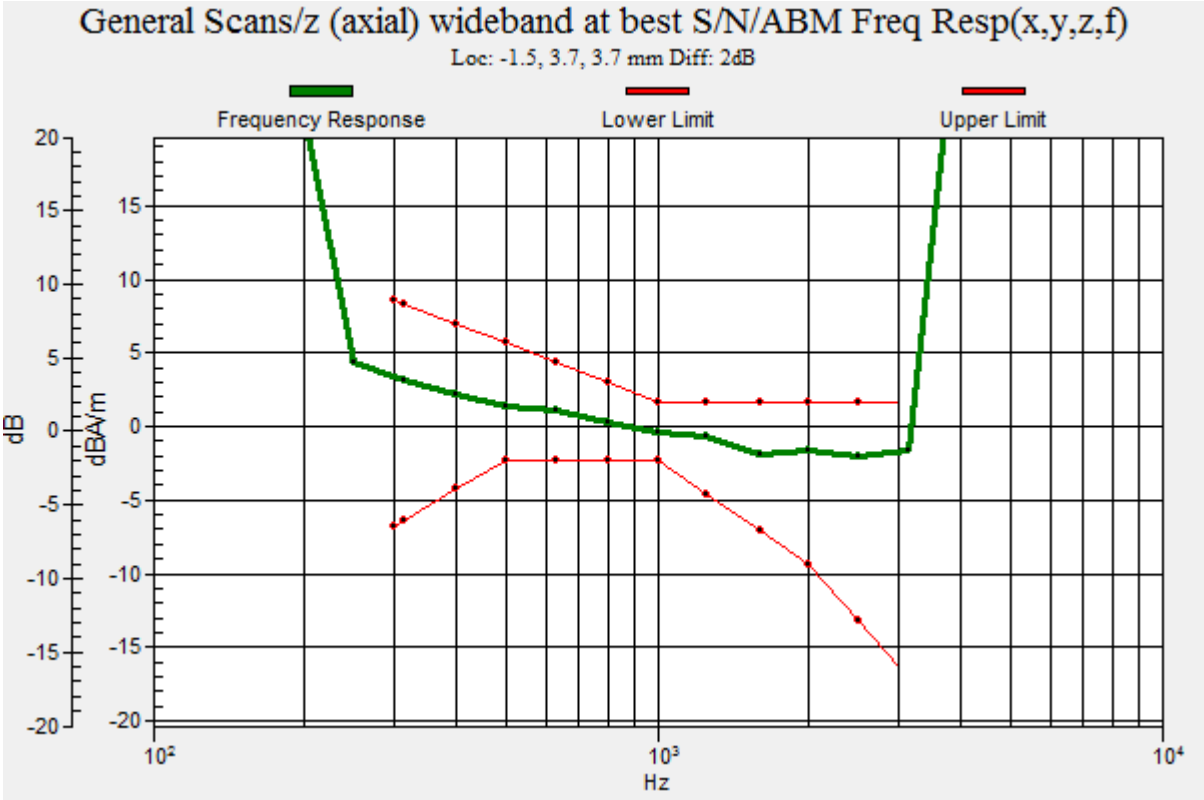
General Scans/z (axial) wideband at best S/N/ABM Freq Resp(x,y,z,f)
Loc: -1.5, 3.7, 3.7 mm Diff: 2dB
Frequency Response
Lower Limit
Upper Limit
dB
dBA/m
Hz

Date: 2021-07-29

Test Laboratory: SGS-SAR Lab

U696CL HAC-T-Coil-LTE Band 41 20M QPSK 50RB50 40620CH

DUT: U696CL; Type: Smart Phone; Serial: a2f1d331

Communication System: UID 0, LTE-TDD BW 20MHz (0); Frequency: 2593 MHz;Duty Cycle: 1:1.57906

Medium: Air;Medium parameters used: $\sigma = 0$ S/m, $\varepsilon_r = 1$; $\rho = 0$ kg/m^3
Phantom section: TCoil Section

DASY 5 Configuration:

- Probe: AM1DV3 - 3115; ; Calibrated: 2021-06-01
- Sensor-Surface: 0mm (Fix Surface)
- Electronics: DAE4 Sn1455; Calibrated: 2020-10-08
- Phantom: HAC Test Arch with AMCC; Type: SD HAC P01 BA;
- DASY52 52.10.4(1527); SEMCAD X 14.6.14(7483)

T-Coil scan/General Scans/y (transversal) 4.2mm 50 x 50/ABM SNR(x,y,z) (13x13x1): Measurement grid: dx=10mm, dy=10mm
ABM1/ABM2 = 30.99 dB
ABM1 comp = -6.88 dBA/m
BWC Factor = 0.16 dB
Location: -4.2, -4.2, 3.7 mm



0 dB = 1.000 = 0.00 dB

Date: 2021-08-02

Test Laboratory: SGS-SAR Lab

U696CL HAC-T-Coil-GSM 850 EGPRS 2TS 190CH

DUT: U696CL; Type: Smart Phone; Serial: a2f1d331

Communication System: UID 0, GSM Only Communication System (0); Frequency: 836.6 MHz;Duty Cycle: 1:8.30042

Medium: Air;Medium parameters used: $\sigma = 0$ S/m, $\varepsilon_r = 1$; $\rho = 0$ kg/m^3
Phantom section: TCoil Section

DASY 5 Configuration:

- Probe: AM1DV3 - 3115; ; Calibrated: 2021-06-01
- Sensor-Surface: 0mm (Fix Surface)
- Electronics: DAE4 Sn1455; Calibrated: 2020-10-08
- Phantom: HAC Test Arch with AMCC; Type: SD HAC P01 BA;
- DASY52 52.10.4(1527); SEMCAD X 14.6.14(7483)

T-Coil scan/General Scans/z (axial) 4.2mm 50 x 50/ABM SNR(x,y,z) (13x13x1):

Measurement grid: dx=10mm, dy=10mm
ABM1/ABM2 = 30.88 dB
ABM1 comp = -1.48 dBA/m
BWC Factor = 0.16 dB
Location: 0, 0, 3.7 mm



0 dB = 1.000 = 0.00 dB

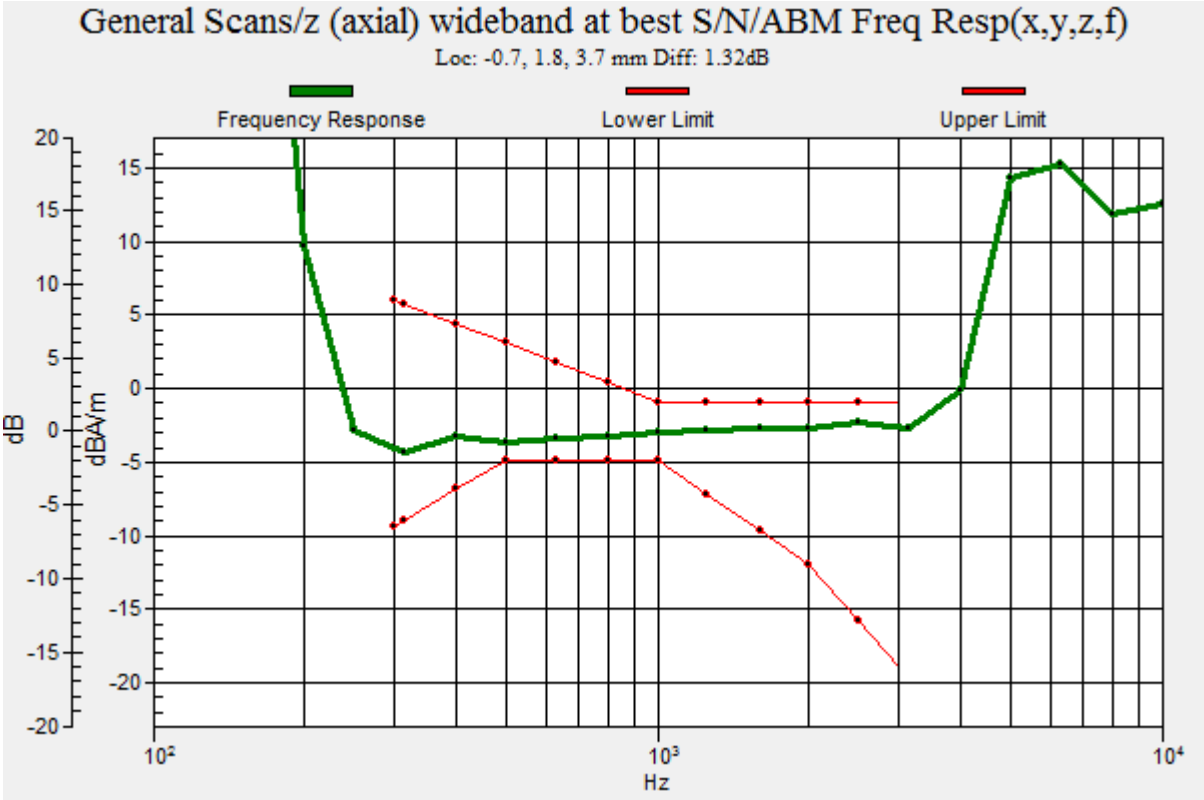
General Scans/z (axial) wideband at best S/N/ABM Freq Resp(x,y,z,f)
Loc: -0.7, 1.8, 3.7 mm Diff: 1.32dB
Frequency Response
Lower Limit
Upper Limit
dB
dBA/m
Hz

Date: 2021-08-02

Test Laboratory: SGS-SAR Lab

U696CL HAC-T-Coil-GSM 850 EGPRS 2TS 190CH

DUT: U696CL; Type: Smart Phone; Serial: a2f1d331

Communication System: UID 0, GSM Only Communication System (0); Frequency: 836.6 MHz;Duty Cycle: 1:8.30042

Medium: Air;Medium parameters used: $\sigma = 0$ S/m, $\varepsilon_r = 1$; $\rho = 0$ kg/m^3
Phantom section: TCoil Section

DASY 5 Configuration:

- Probe: AM1DV3 - 3115; ; Calibrated: 2021-06-01
- Sensor-Surface: 0mm (Fix Surface)
- Electronics: DAE4 Sn1455; Calibrated: 2020-10-08
- Phantom: HAC Test Arch with AMCC; Type: SD HAC P01 BA;
- DASY52 52.10.4(1527); SEMCAD X 14.6.14(7483)

T-Coil scan/General Scans/y (transversal) 4.2mm 50 x 50/ABM SNR(x,y,z) (13x13x1): Measurement grid: dx=10mm, dy=10mm
ABM1/ABM2 = 30.31 dB
ABM1 comp = -8.94 dBA/m
BWC Factor = 0.16 dB
Location: 0, -8.3, 3.7 mm



0 dB = 1.000 = 0.00 dB

Date: 2021-08-02

Test Laboratory: SGS-SAR Lab

U696CL HAC-T-Coil-WCDMA Band V HUPA 4182CH

DUT: U696CL; Type: Smart Phone; Serial: a2f1d331

Communication System: UID 0, WCDMA (0); Frequency: 836.4 MHz;Duty Cycle: 1:1

Medium: Air;Medium parameters used: $\sigma = 0$ S/m, $\varepsilon_r = 1$; $\rho = 0$ kg/m^3
Phantom section: TCoil Section

DASY 5 Configuration:

- Probe: AM1DV3 - 3115; ; Calibrated: 2021-06-01
- Sensor-Surface: 0mm (Fix Surface)
- Electronics: DAE4 Sn1455; Calibrated: 2020-10-08
- Phantom: HAC Test Arch with AMCC; Type: SD HAC P01 BA;
- DASY52 52.10.4(1527); SEMCAD X 14.6.14(7483)

T-Coil scan/General Scans/z (axial) 4.2mm 50 x 50/ABM SNR(x,y,z) (13x13x1):

Measurement grid: dx=10mm, dy=10mm
ABM1/ABM2 = 25.91 dB
ABM1 comp = -5.31 dBA/m
BWC Factor = 0.16 dB
Location: -4.2, 4.2, 3.7 mm

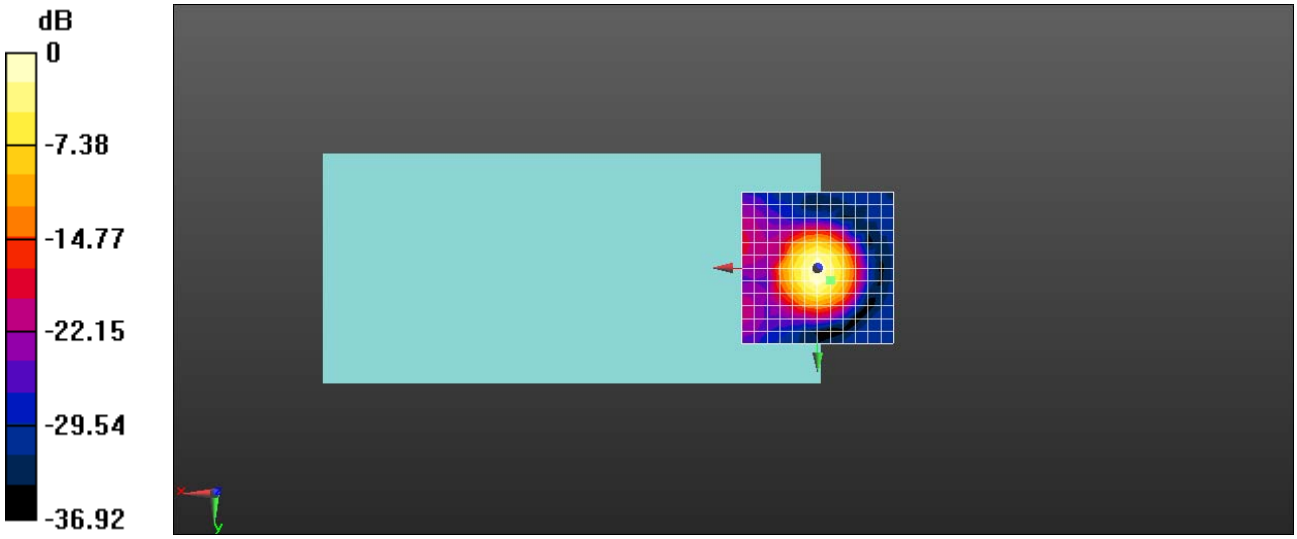

0 dB = 1.000 = 0.00 dB

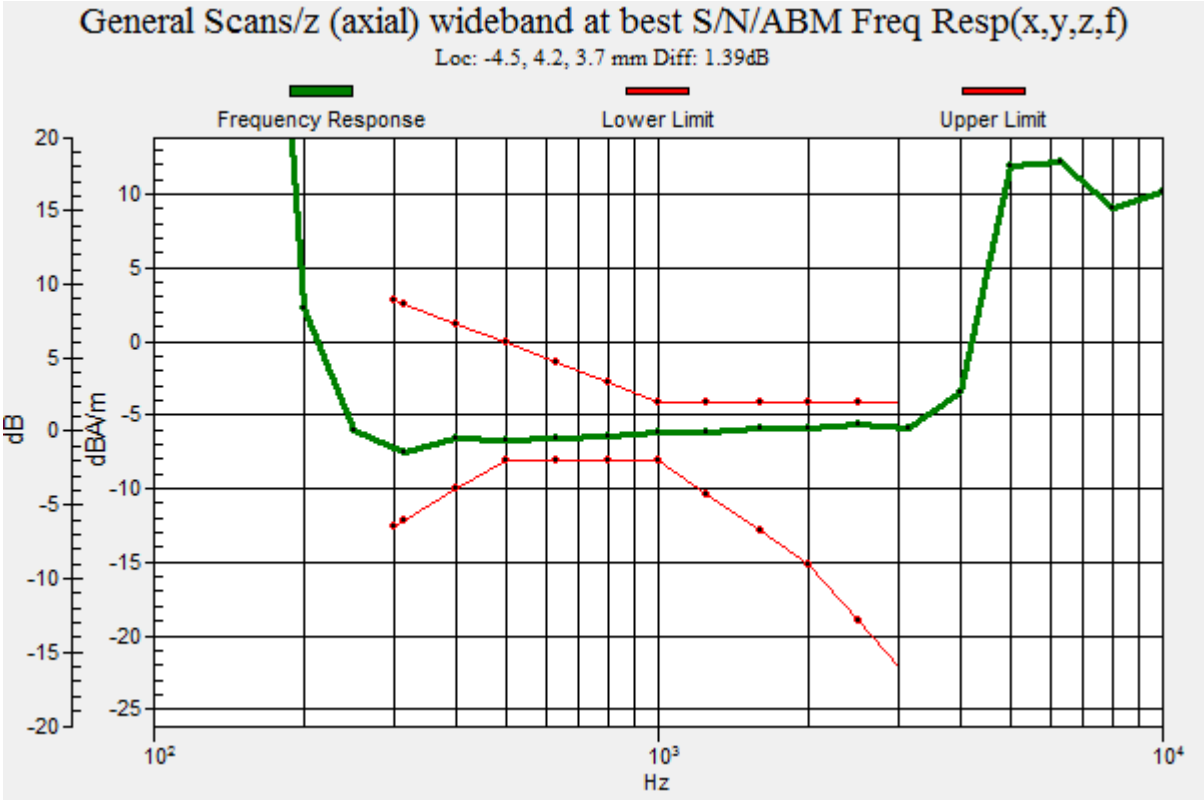
General Scans/z (axial) wideband at best S/N/ABM Freq Resp(x,y,z,f)
Loc: -4.5, 4.2, 3.7 mm Diff: 1.39dB
Frequency Response
Lower Limit
Upper Limit
dB
dBA/m
Hz

Date: 2021-08-02

Test Laboratory: SGS-SAR Lab

U696CL HAC-T-Coil-WCDMA Band V HUPA 4182CH

DUT: U696CL; Type: Smart Phone; Serial: a2f1d331

Communication System: UID 0, WCDMA (0); Frequency: 836.4 MHz;Duty Cycle: 1:1

Medium: Air;Medium parameters used: $\sigma = 0$ S/m, $\varepsilon_r = 1$; $\rho = 0$ kg/m^3
Phantom section: TCoil Section

DASY 5 Configuration:

- Probe: AM1DV3 - 3115; ; Calibrated: 2021-06-01
- Sensor-Surface: 0mm (Fix Surface)
- Electronics: DAE4 Sn1455; Calibrated: 2020-10-08
- Phantom: HAC Test Arch with AMCC; Type: SD HAC P01 BA;
- DASY52 52.10.4(1527); SEMCAD X 14.6.14(7483)

T-Coil scan/General Scans/y (transversal) 4.2mm 50 x 50/ABM SNR(x,y,z) (13x13x1): Measurement grid: dx=10mm, dy=10mm
ABM1/ABM2 = 30.26 dB
ABM1 comp = -9.52 dBA/m
BWC Factor = 0.16 dB
Location: 0, -8.3, 3.7 mm



0 dB = 1.000 = 0.00 dB

Date: 2021-08-01

Test Laboratory: SGS-SAR Lab

U696CL HAC-T-Coil-LTE Band 66 20M QPSK 1RB0 132322CH

DUT: U696CL; Type: Smart Phone; Serial: a2f1d331

Communication System: UID 0, LTE-FDD BW 20MHz (0); Frequency: 1745 MHz;Duty Cycle: 1:1

Medium: Air;Medium parameters used: $\sigma = 0$ S/m, $\varepsilon_r = 1$; $\rho = 0$ kg/m^3
Phantom section: TCoil Section

DASY 5 Configuration:

- Probe: AM1DV3 - 3115; ; Calibrated: 2021-06-01
- Sensor-Surface: 0mm (Fix Surface)
- Electronics: DAE4 Sn1455; Calibrated: 2020-10-08
- Phantom: HAC Test Arch with AMCC; Type: SD HAC P01 BA;
- DASY52 52.10.4(1527); SEMCAD X 14.6.14(7483)

T-Coil scan/General Scans/z (axial) 4.2mm 50 x 50/ABM SNR(x,y,z) (13x13x1):

Measurement grid: dx=10mm, dy=10mm
ABM1/ABM2 = 29.91 dB
ABM1 comp = -2.39 dBA/m
BWC Factor = 0.16 dB
Location: 0, 4.2, 3.7 mm



0 dB = 1.000 = 0.00 dB

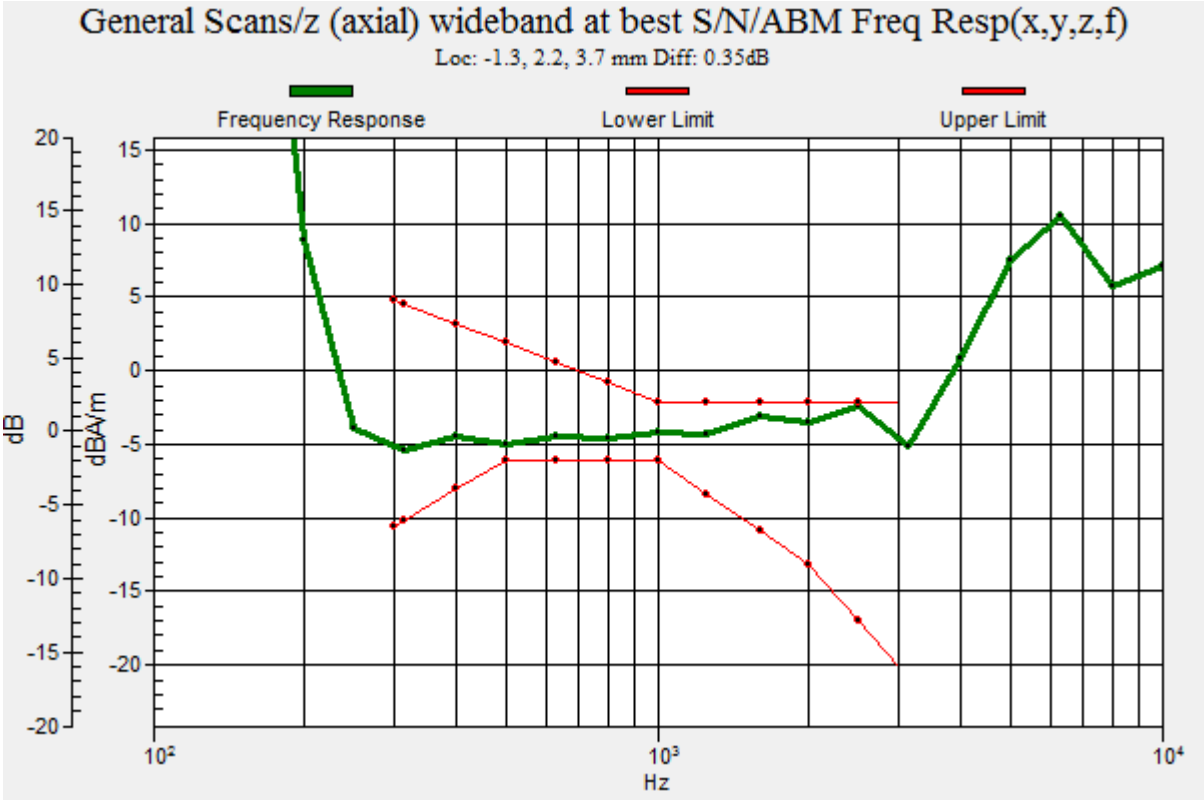
General Scans/z (axial) wideband at best S/N/ABM Freq Resp(x,y,z,f)
Loc: -1.3, 2.2, 3.7 mm Diff: 0.35dB
Frequency Response
Lower Limit
Upper Limit
dB
dBA/m
Hz

Date: 2021-08-01

Test Laboratory: SGS-SAR Lab

U696CL HAC-T-Coil-LTE Band 66 20M QPSK 1RB0 132322CH

DUT: U696CL; Type: Smart Phone; Serial: a2f1d331

Communication System: UID 0, LTE-FDD BW 20MHz (0); Frequency: 1745 MHz;Duty Cycle: 1:1

Medium: Air;Medium parameters used: $\sigma = 0$ S/m, $\varepsilon_r = 1$; $\rho = 0$ kg/m^3
Phantom section: TCoil Section

DASY 5 Configuration:

- Probe: AM1DV3 - 3115; ; Calibrated: 2021-06-01
- Sensor-Surface: 0mm (Fix Surface)
- Electronics: DAE4 Sn1455; Calibrated: 2020-10-08
- Phantom: HAC Test Arch with AMCC; Type: SD HAC P01 BA;
- DASY52 52.10.4(1527); SEMCAD X 14.6.14(7483)

T-Coil scan/General Scans/y (transversal) 4.2mm 50 x 50/ABM SNR(x,y,z) (13x13x1): Measurement grid: dx=10mm, dy=10mm

ABM1/ABM2 = 28.81 dB
ABM1 comp = -11.24 dBA/m
BWC Factor = 0.16 dB
Location: -4.2, -8.3, 3.7 mm

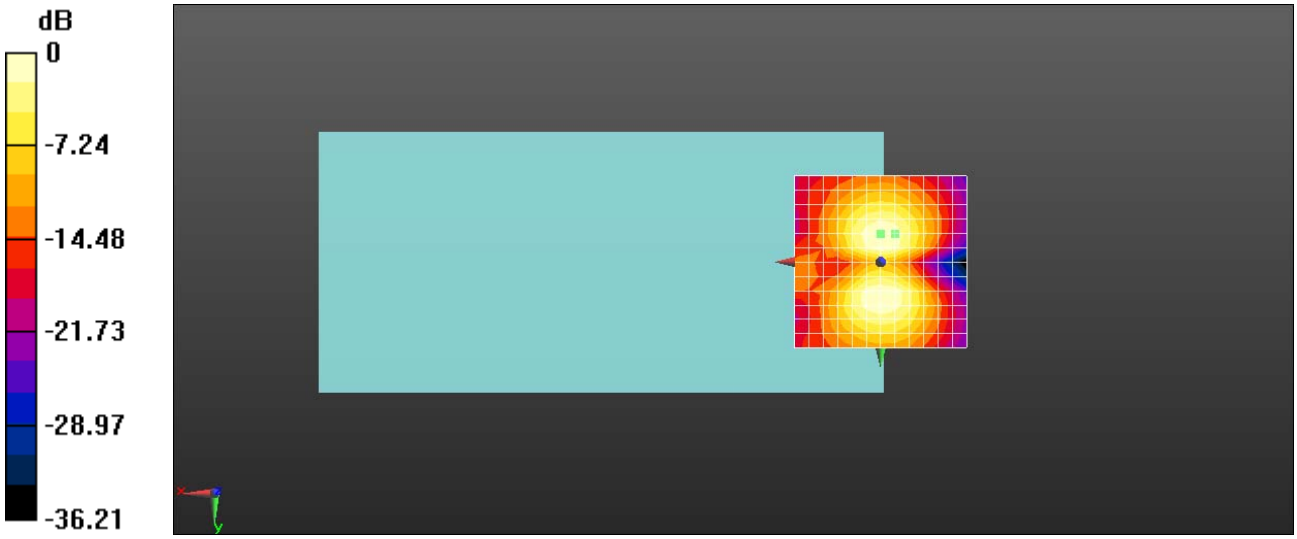

0 dB = 1.000 = 0.00 dB

Date: 2021-08-02

Test Laboratory: SGS-SAR Lab

U696CL HAC-T-Coil-LTE Band 41 20M QPSK 50RB50 40620CH

DUT: U696CL; Type: Smart Phone; Serial: a2f1d331

Communication System: UID 0, LTE-TDD BW 20MHz (0); Frequency: 2593 MHz;Duty Cycle: 1:1.57906

Medium: Air;Medium parameters used: $\sigma = 0$ S/m, $\varepsilon_r = 1$; $\rho = 0$ kg/m^3
Phantom section: TCoil Section

DASY 5 Configuration:

- Probe: AM1DV3 - 3115; ; Calibrated: 2021-06-01
- Sensor-Surface: 0mm (Fix Surface)
- Electronics: DAE4 Sn1455; Calibrated: 2020-10-08
- Phantom: HAC Test Arch with AMCC; Type: SD HAC P01 BA;
- DASY52 52.10.4(1527); SEMCAD X 14.6.14(7483)

T-Coil scan/General Scans/z (axial) 4.2mm 50 x 50/ABM SNR(x,y,z) (13x13x1):

Measurement grid: dx=10mm, dy=10mm
ABM1/ABM2 = 27.85 dB
ABM1 comp = -2.30 dBA/m
BWC Factor = 0.16 dB
Location: 0, 4.2, 3.7 mm

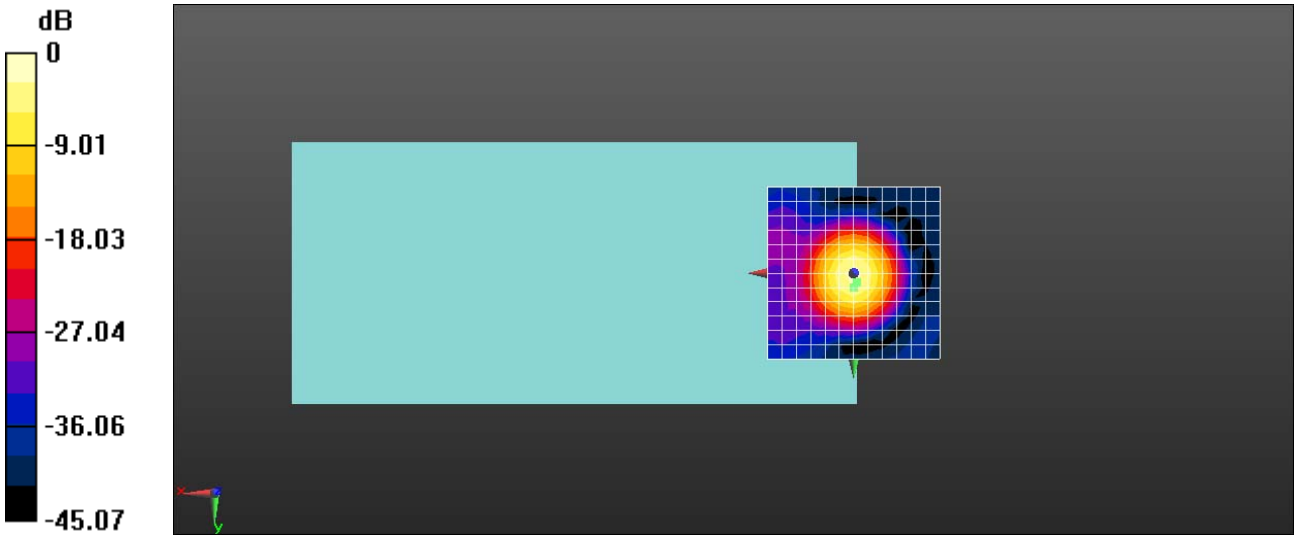

0 dB = 1.000 = 0.00 dB

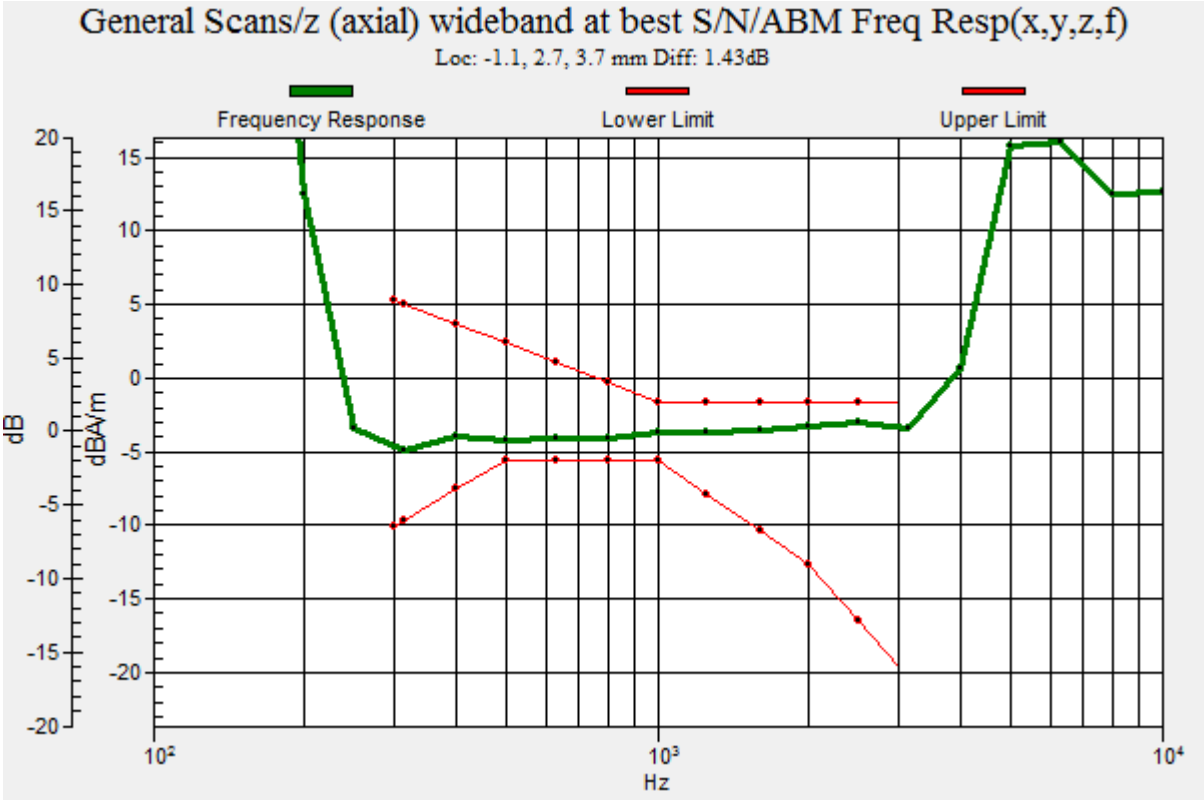
General Scans/z (axial) wideband at best S/N/ABM Freq Resp(x,y,z,f)
Loc: -1.1, 2.7, 3.7 mm Diff: 1.43dB
Frequency Response
Lower Limit
Upper Limit
dB
dBA/m
Hz

Date: 2021-08-02

Test Laboratory: SGS-SAR Lab

U696CL HAC-T-Coil-LTE Band 41 20M QPSK 50RB50 40620CH

DUT: U696CL; Type: Smart Phone; Serial: a2f1d331

Communication System: UID 0, LTE-TDD BW 20MHz (0); Frequency: 2593 MHz;Duty Cycle: 1:1.57906

Medium: Air;Medium parameters used: $\sigma = 0$ S/m, $\varepsilon_r = 1$; $\rho = 0$ kg/m^3
Phantom section: TCoil Section

DASY 5 Configuration:

- Probe: AM1DV3 - 3115; ; Calibrated: 2021-06-01
- Sensor-Surface: 0mm (Fix Surface)
- Electronics: DAE4 Sn1455; Calibrated: 2020-10-08
- Phantom: HAC Test Arch with AMCC; Type: SD HAC P01 BA;
- DASY52 52.10.4(1527); SEMCAD X 14.6.14(7483)

T-Coil scan/General Scans/y (transversal) 4.2mm 50 x 50/ABM SNR(x,y,z) (13x13x1): Measurement grid: dx=10mm, dy=10mm

ABM1/ABM2 = 24.55 dB
ABM1 comp = -12.33 dBA/m
BWC Factor = 0.16 dB
Location: -4.2, -4.2, 3.7 mm

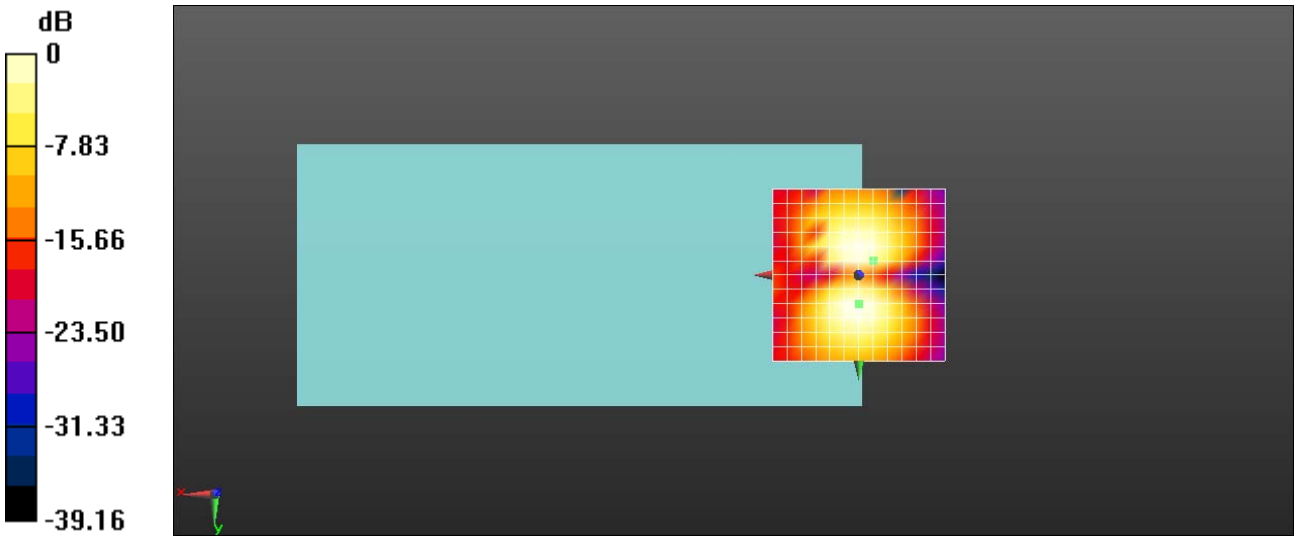

0 dB = 1.000 = 0.00 dB

Date: 2021-08-02

Test Laboratory: SGS-SAR Lab

U696CL HAC-T-Coil-WiFi 2.4G 802.11b 6CH

DUT: U696CL; Type: Smart Phone; Serial: a2f1d331

Communication System: UID 0, WI-FI(2.4GHz) (0); Frequency: 2437 MHz;Duty Cycle: 1:1

Medium: Air;Medium parameters used: $\sigma = 0$ S/m, $\varepsilon_r = 1$; $\rho = 0$ kg/m^3
Phantom section: TCoil Section

DASY 5 Configuration:

- Probe: AM1DV3 - 3115; ; Calibrated: 2021-06-01
- Sensor-Surface: 0mm (Fix Surface)
- Electronics: DAE4 Sn1455; Calibrated: 2020-10-08
- Phantom: HAC Test Arch with AMCC; Type: SD HAC P01 BA;
- DASY52 52.10.4(1527); SEMCAD X 14.6.14(7483)

T-Coil scan/General Scans/z (axial) 4.2mm 50 x 50/ABM SNR(x,y,z) (13x13x1):

Measurement grid: dx=10mm, dy=10mm
ABM1/ABM2 = 27.49 dB
ABM1 comp = -4.41 dBA/m
BWC Factor = 0.16 dB
Location: -4.2, 4.2, 3.7 mm

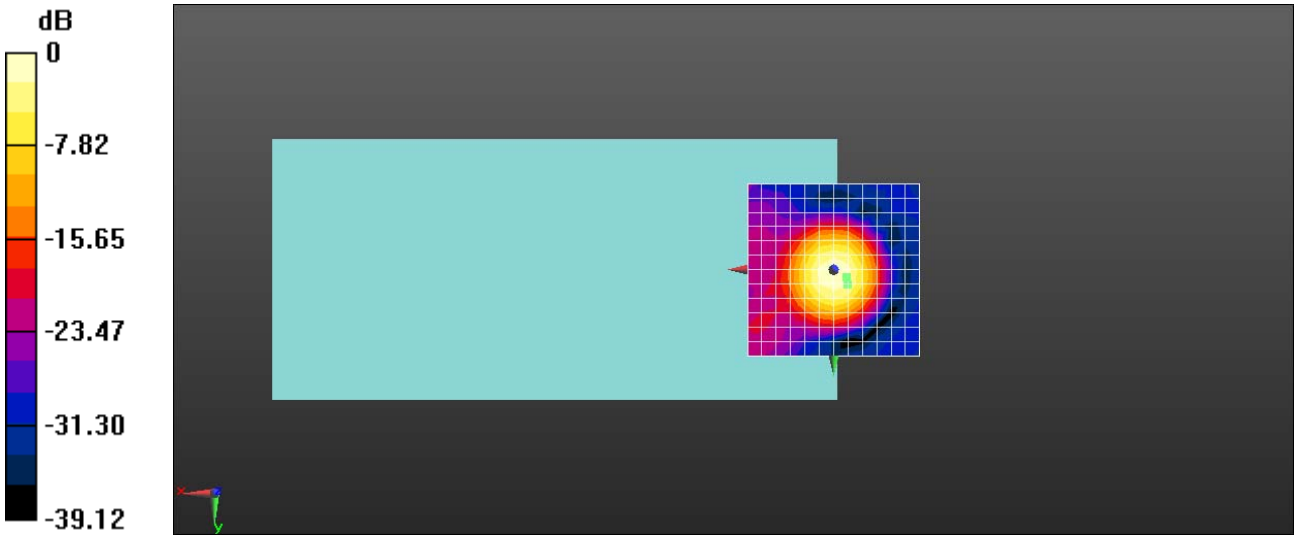

0 dB = 1.000 = 0.00 dB

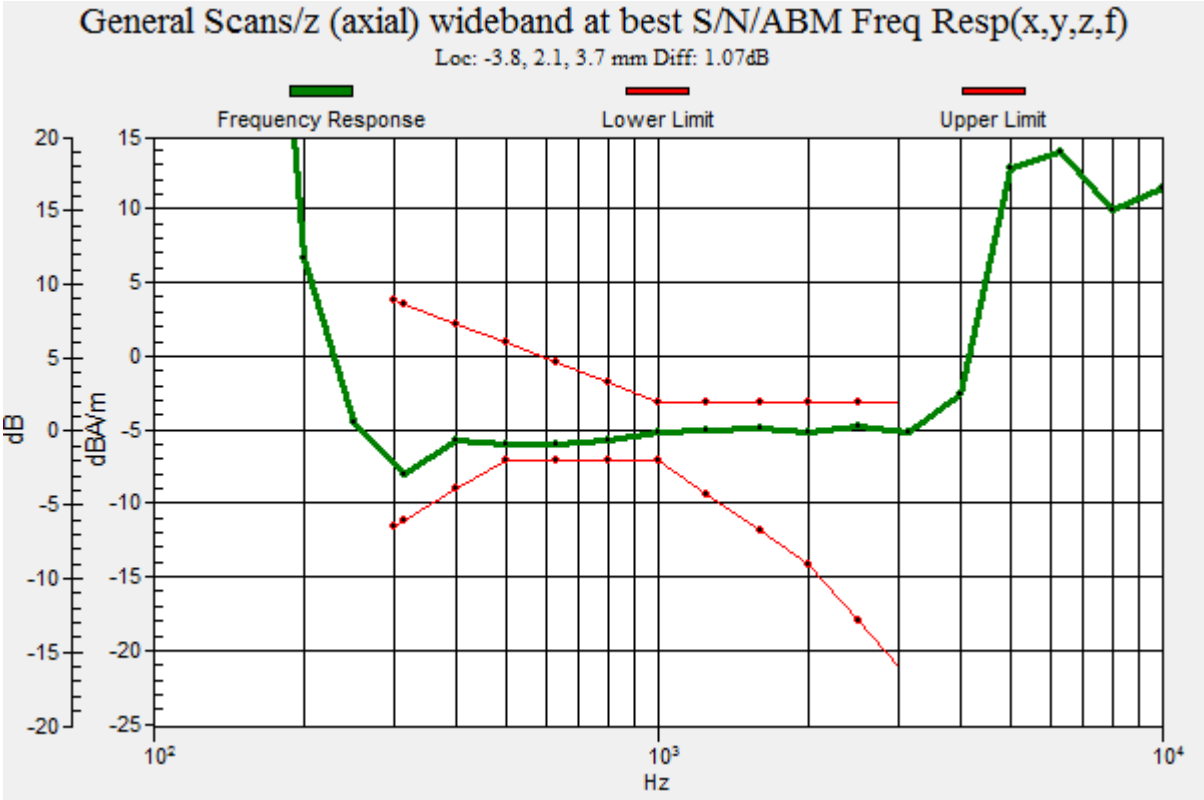
General Scans/z (axial) wideband at best S/N/ABM Freq Resp(x,y,z,f)
Loc: -3.8, 2.1, 3.7 mm Diff: 1.07dB
Frequency Response
Lower Limit
Upper Limit
dB
dBA/m
Hz

Date: 2021-08-02

Test Laboratory: SGS-SAR Lab

U696CL HAC-T-Coil-WiFi 2.4G 802.11b 6CH

DUT: U696CL; Type: Smart Phone; Serial: a2f1d331

Communication System: UID 0, WI-FI(2.4GHz) (0); Frequency: 2437 MHz;Duty Cycle: 1:1

Medium: Air;Medium parameters used: $\sigma = 0$ S/m, $\varepsilon_r = 1$; $\rho = 0$ kg/m^3
Phantom section: TCoil Section

DASY 5 Configuration:

- Probe: AM1DV3 - 3115; ; Calibrated: 2021-06-01
- Sensor-Surface: 0mm (Fix Surface)
- Electronics: DAE4 Sn1455; Calibrated: 2020-10-08
- Phantom: HAC Test Arch with AMCC; Type: SD HAC P01 BA;
- DASY52 52.10.4(1527); SEMCAD X 14.6.14(7483)

T-Coil scan/General Scans/y (transversal) 4.2mm 50 x 50/ABM SNR(x,y,z) (13x13x1): Measurement grid: dx=10mm, dy=10mm
ABM1/ABM2 = 27.27 dB
ABM1 comp = -11.97 dBA/m
BWC Factor = 0.16 dB
Location: -4.2, -4.2, 3.7 mm



0 dB = 1.000 = 0.00 dB