# TEST PHOTOS REPORT

**Report Number. :** R12707136-EP1

| | | |
|---|---|---|
| **Applicant** | : | MAGIC LEAP, INC.<br>7500 WEST SUNRISE BOULEVARD<br>PLANTATION, FL 33322, USA |
| **Model** | : | M2001, M2010 |
| **FCC ID** | : | 2AM5NM2000 |
| **IC** | : | 23045-M2000 |
| **EUT Description** | : | MAGIC LEAP ONE - CONTROL BLE RADIO AND EM TRANSMITTER |
| **Test Standard(s)** | : | FCC 47 CFR PART 15 SUBPART C<br>ISED RSS-247 ISSUE 2<br>ISED RSS-GEN ISSUE 5 |

**Date Of Issue:**
March 15, 2019

**Prepared by:**
UL Verification Services Inc.
12 Laboratory Dr.
Research Triangle Park, NC 27709 U.S.A.
TEL: (919) 549-1400

NVLAP TESTING
NVLAP Lab code: 200246-0

# REPORT REVISION HISTORY

| Rev. | Issue Date | Revisions | Revised By |
|---|---|---|---|
| V1 | 3/15/2019 | Initial Issue | Niklas Haydon |
| V2 | 3/15/2019 | Included Models M2001 and M2010. | Niklas Haydon |


UL LLC
12 Laboratory Dr., RTP, NC 27709; USA TEL:(919)-549-1400
*This report shall not be reproduced except in full, without the written approval of UL LLC.*

# TABLE OF CONTENTS

**REPORT REVISION HISTORY** ..... 2

**TABLE OF CONTENTS** ..... 3

**1. DESCRIPTION OF TEST SETUP** ..... 4

**2. SETUP PHOTOS** ..... 5



UL LLC
12 Laboratory Dr., RTP, NC 27709; USA TEL:(919)-549-1400

*This report shall not be reproduced except in full, without the written approval of UL LLC.*

# 1. DESCRIPTION OF TEST SETUP

**SUPPORT EQUIPMENT**

| Support Equipment List | | | | |
|---|---|---|---|---|
| **Description** | **Manufacturer** | **Model** | **Serial Number** | **FCC ID** |
| Power Supply | Magic Leap | M3001 | 173700055201 | NA |

**I/O CABLES**

| I/O Cable List | | | | | | |
|---|---|---|---|---|---|---|
| **Cable No.** | **Port** | **# of Identical Ports** | **Connector Type** | **Cable Type** | **Cable Length (m)** | **Remarks** |
| 1 | USB-C | 1 | USB-C | USB | <3m | None |

**TEST SETUP**

The EUT is setup as standalone equipment.

**SETUP DIAGRAMS**

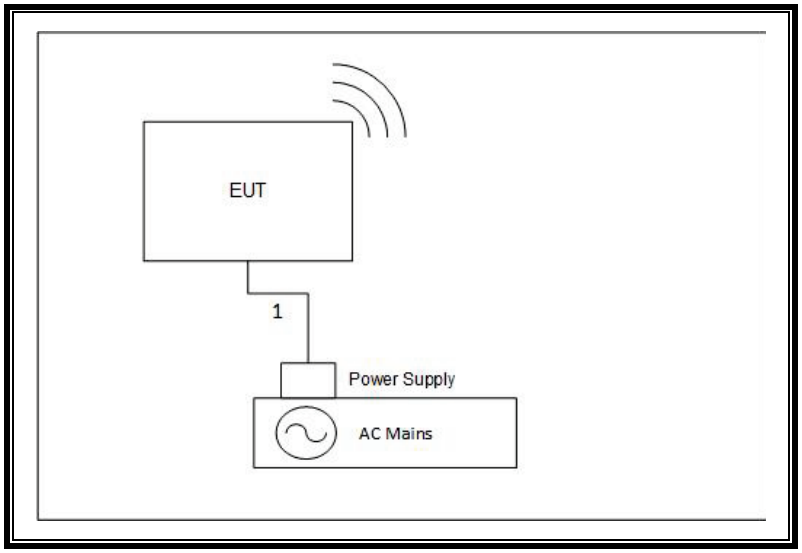



UL LLC
12 Laboratory Dr., RTP, NC 27709; USA TEL:(919)-549-1400
*This report shall not be reproduced except in full, without the written approval of UL LLC.*

# 2. SETUP PHOTOS

**RF CONDUCTED MEASUREMENT AT ANTENNA PORT**

ANTENNA PORT CONDUCTED PHOTO






UL LLC
12 Laboratory Dr., RTP, NC 27709; USA TEL:(919)-549-1400

*This report shall not be reproduced except in full, without the written approval of UL LLC.*

**RADIATED SPURIOUS EMISSIONS**

RADIATED SPURIOUS PHOTOS (Above 1GHz)









UL LLC
12 Laboratory Dr., RTP, NC 27709; USA TEL:(919)-549-1400

*This report shall not be reproduced except in full, without the written approval of UL LLC.*

RADIATED SPURIOUS PHOTOS (Below 1GHz)









UL LLC
12 Laboratory Dr., RTP, NC 27709; USA TEL:(919)-549-1400

*This report shall not be reproduced except in full, without the written approval of UL LLC.*

RADIATED SPURIOUS PHOTO (X Orientation)




RADIATED SPURIOUS PHOTO (Y Orientation)





UL LLC
12 Laboratory Dr., RTP, NC 27709; USA TEL:(919)-549-1400
*This report shall not be reproduced except in full, without the written approval of UL LLC.*

RADIATED SPURIOUS PHOTO (Z Orientation)





UL LLC
12 Laboratory Dr., RTP, NC 27709; USA TEL:(919)-549-1400
*This report shall not be reproduced except in full, without the written approval of UL LLC.*

**AC MAINS LINE CONDUCTED EMISSIONS**

LINE CONDUCTED PHOTOS



# END OF TEST REPORT


UL LLC
12 Laboratory Dr., RTP, NC 27709; USA TEL:(919)-549-1400
*This report shall not be reproduced except in full, without the written approval of UL LLC.*