FCC Test Report

Product Name	:	Module
Trade Name	:	AirPrime
Model No.	:	RC7611
FCC ID.	:	N7NRC76B

Applicant : SIERRA WIRELESS (ASIA PACIFIC) LIMITED, TAIWAN BRANCH (HONG KONG)

Address : 7F. (AB,E), NO. 1,3, YUANDONG RD., BANQIAO DIST., NEW TAIPEI CITY 22063 Taiwan

Date of Receipt	:	Nov. 29, 2019
Issued Date	:	Jan. 22, 2020
Report No.	:	19B0422R-HPUSP50V00
Report Version	:	V1.0

Testing Laboratory
3024

The test results relate only to the samples tested.
The test report shall not be reproduced except in full without the written approval of DEKRA Testing and Certification Co., Ltd.

Test Report Certification

Issued Date : Jan. 22, 2020
Report No. : 19B0422R-HPUSP50V00

Product Name	:	Module
Applicant	:	SIERRA WIRELESS (ASIA PACIFIC) LIMITED, TAIWAN BRANCH (HONG KONG)
Address	:	7F. (AB,E), NO. 1,3, YUANDONG RD., BANQIAO DIST., NEW TAIPEI CITY 22063 Taiwan
Manufacturer	:	SIERRA WIRELESS HONG KONG LIMITED
Address	:	6/F Enterprise Place, No.5 Science Park West Avenue, Hong Kong Science Park, Shatin, New Territories, Hong Kong
Trade name	:	AirPrime
Model No.	:	RC7611
FCC ID.	:	N7NRC76B
EUT Voltage	:	DC 3.7V
Testing Voltage	:	DC 3.7V
Applicable Standard	:	FCC CFR Title 47 Part 22 Subpart H FCC CFR Title 47 Part 24 Subpart E FCC CFR Title 47 Part 27 Subpart L, Subpart F FCC CFR Title 47 Part 90 Subpart S ANSI/TIA-603-D
Test Lab	:	Hsin Chu Laboratory
Address	:	No.372-2, Sec. 4, Zhongxing Rd., Zhudong Township, Hsinchu County 310, Taiwan, R.O.C. TEL: +886-3-582-8001 / FAX: +886-3-582-8958
Test Result	:	Complied

Documented By : Lyla Yang

(Lyla Yang / Engineering Adm. Specialist)

Tested By : Clemens Fang

(Clemens Fang / Senior Engineer)

Approved By : Louis Hsu

(Louis Hsu / Deputy Manager)

Revision History

Report No.	Version	Description	Issued Date
19B0422R-HPUSP50V00	V1.0	Initial issue of report	Jan. 22, 2020

TABLE OF CONTENTS

Description		Page
1.	General Information	6
1.1.	EUT Description	6
1.2.	Mode of Operation	7
1.3.	Tested System Details	8
1.4.	Configuration of Tested System	8
1.5.	EUT Exercise Software	8
2.	Technical Test	9
2.1.	Summary of Test Result	9
2.2.	Test Environment	18
2.3.	List of Test Equipment	19
2.4.	Uncertainty	22
3.	RF Output Power	23
3.1.	Test Setup	23
3.2.	Test Procedure	23
3.3.	Test Method	23
3.4.	Test Result	24
4.	Occupied Bandwidth	116
4.1.	Test Setup	116
4.2.	Test Procedure	116
4.3.	Test Method	116
4.4.	Test Result	117
5.	Peak To Average Ratio	458
5.1.	Test Setup	458
5.2.	Test Procedure	458
5.3.	Test Method	458
5.4.	Limit	458
5.5.	Test Result	459
6.	Spurious Emissions	610
6.1.	Test Setup	610
6.2.	Test Procedure	611
6.3.	Test Method	611
6.4.	Test Result	612

7. Spurious Emissions at Antenna Terminals 1023
7.1. Test Setup 1023
7.2. Test Procedure 1023
7.3. Test Method 1023
7.4. Test Result 1024
8. Frequency Stability 1236
8.1. Test Setup 1236
8.2. Test Procedure 1236
8.3. Test Method 1236
8.4. Test Result 1237
Attachment 1 1263
Test Setup Photograph 1263
Attachment 2 1266
EUT External Photograph 1266
Attachment 3 1270
EUT Internal Photograph 1270

1. General Information

1.1. EUT Description

Product Name	Module	
Trade Name	AirPrime	
Model No.	RC7611	
Uplink Frequency Range (MHz)	LTE Band 2: 1850~1910 LTE Band 4: 1710~1755 LTE Band 5: 824~849 LTE Band 12: 699~716 LTE Band 13: 777~787	LTE Band 25: 1850~1915 LTE Band 26: 814~849 LTE Band 66: 1710~1780 LTE Band 71: 663~698
Downlink Frequency Range (MHz)	LTE Band 2: 1930~1990 LTE Band 4: 2110~2115 LTE Band 5: 869~894 LTE Band 12: 729~746 LTE Band 13: 746~756	LTE Band 25: 1930~1995 LTE Band 26: 859~894 LTE Band 66: 2110~2200 LTE Band 71: 617~652
Modulation	QPSK / 16QAM	
HW Version	1.0	
FW Version	SWI9X07H_00.01.05.00 12a738	
IMEI No.	35213811	

Antenna Information	
MFR. / Model	Pulse / SPDA24617_3900
Antenna Type	Dipole Antenna
Antenna Gain	Band 2/4/25/66: 1.83 dBi Band 5/12/13/26/71: 2.26 dBi

Accessories Information	
Antenna	3 Pcs

Note:
1. This Module support LTE Band 2/4/5/12/13/14/25/26/66/71, the test report of Band 14 is refered to report No.: 19B0422R-HPUSP40V00.
2. Regards to the frequency band operation: the lowest, middle and highest frequency of channel were selected to perform the test, then shown on this report.
3. The EUT description is from the customer declaration.

1.2. Mode of Operation

DEKRA has verified the construction and function in typical operation. All the test modes were carried out with the EUT in normal operation, which was shown in this test report and defined as:

Test Mode
Mode 1: LTE Band 2
Mode 2: LTE Band 4
Mode 3: LTE Band 5
Mode 4: LTE Band 12
Mode 5: LTE Band 13
Mode 6: LTE Band 25
Mode 7: LTE Band 26
Mode 8: LTE Band 66
Mode 9: LTE Band 71

1.3. Tested System Details

The types for all equipment, plus descriptions of all cables used in the tested system (including inserted cards) are:

Product		Manufacturer	Model No.	Serial No.	FCC ID	Power Cord
1	Base Station	R&S	CMW500	106071	DoC	Non-Shielded, 2.0m
2	Horn Antenna	Schwarzbeck	BBHA 9120D	1640	DoC	--

1.4. Configuration of Tested System

Connection Diagram

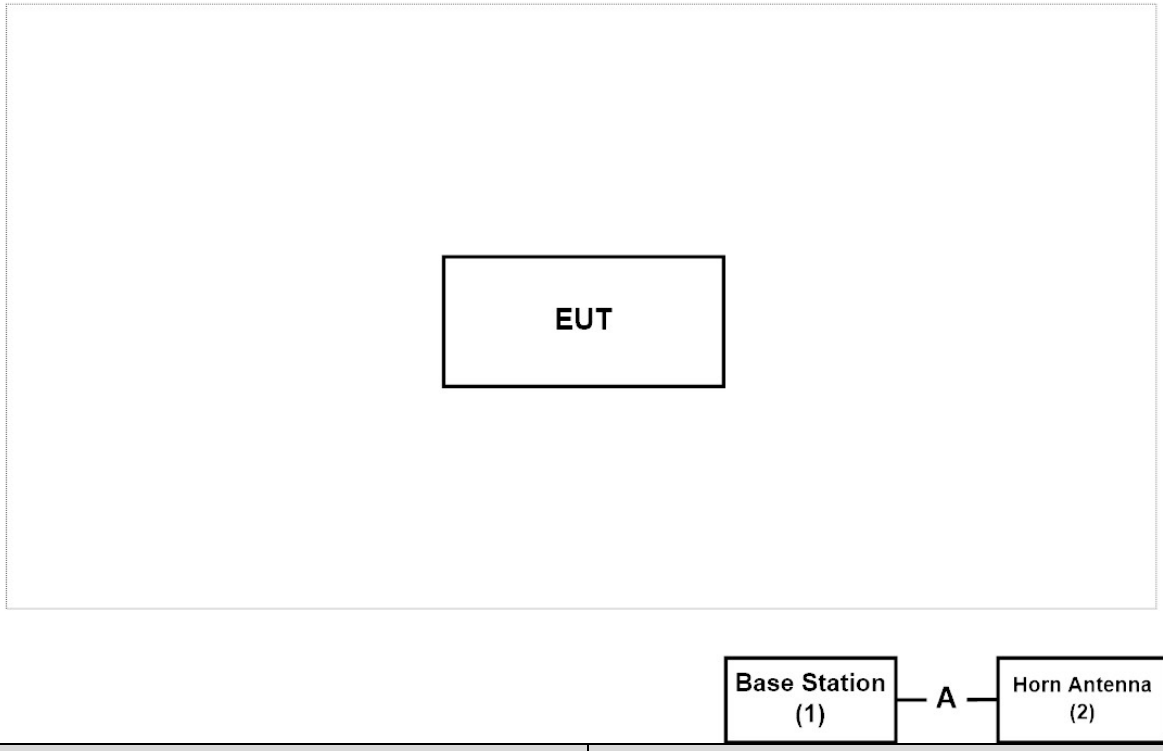

Signal Cable Type		Signal cable Description
A	RF Cable	Shielded, 6m.

1.5. EUT Exercise Software

1	Setup the EUT and simulators as shown on 1.4.
2	Turn on the power of all equipment. Horn link with base station.
3	The EUT link with base station and it will continue receive the signal.
4	Repeat the above procedure.

2. Technical Test

2.1. Summary of Test Result

☒ No deviations from the test standards

☐ Deviations from the test standards as below description:

Note: Determining compliance shall be based on the results of the compliance measurement, not taking into account measurement instrumentation uncertainty.

B2

Uplink: 1850-1910MHz

Downlink: 1930-1990MHz

LTE B2			
FCC Part 24 Subpart E			
Test item	Reference section	Limit	Result
RF Output Power	§2.1033 §2.1046 §24.232	< 2 Watts	Pass
Occupied Bandwidth	§2.1049	N/A	Pass
Peak-to-average power ratio	§24.232	< 13 dB	Pass
Spurious Emissions	§2.1053 §24.238	< -13dBm	Pass
Spurious Emissions at Antenna Terminals	§27.238	< -13dBm	Pass
Frequency Stability	§2.1055 §24.235	< ±2.5 ppm	Pass

B4

Uplink: 1710-1755MHz

Downlink: 2100-2155MHz

LTE B4			
FCC Part 27 Subpart L			
Test item	Reference section	Limit	Result
RF Output Power	§2.1033 §2.1046 §27.50	< 1 Watt	Pass
Occupied Bandwidth	§2.1049	N/A	Pass
Peak-to-average power ratio	§27.50	< 13 dB	Pass
Spurious Emissions	§2.1053 §27.53	< -13dBm	Pass
Spurious Emissions at Antenna Terminals	§27.53	< -13dBm	Pass
Frequency Stability	§2.1055 §27.54	< 2.5 ppm	Pass

B5

Uplink: 824-849MHz

Downlink: 869-894MHz

LTE B5			
FCC Part 22 Subpart H			
Test item	Reference section	Limit	Result
RF Output Power	§2.1033 §2.1046 §22.913	< 7 Watts	Pass
Occupied Bandwidth	§2.1049	N/A	Pass
Peak-to-average power ratio	§22.913	< 13 dB	Pass
Spurious Emissions	§2.1053 §22.917	< -13dBm	Pass
Spurious Emissions at Antenna Terminals	§22.917	< -13dBm	Pass
Frequency Stability	§2.1055 §22.335	< ±2.5 ppm	Pass

B12

Uplink: 699-716MHz

Downlink: 729-746MHz

LTE B12			
FCC Part 27 Subpart F			
Test item	Reference section	Limit	Result
RF Output Power	§2.1033 §2.1046 §27.50	<3 Watts	Pass
Occupied Bandwidth	§2.1049	N/A	Pass
Peak-to-average power ratio	§27.50	<13 dB	Pass
Spurious Emissions	§2.1053 §27.53	<-13dBm	Pass
Spurious Emissions at Antenna Terminals	§27.53	<-13dBm	Pass
Frequency Stability	§2.1055 §27.54	<±2.5 ppm	Pass

B13

Uplink: 777-787MHz

Downlink: 746-756MHz

LTE B13			
FCC Part 27 Subpart F			
RF Output Power	Reference section	Limit	Result
RF Output Power	§2.1055 §27.54	< ±2.5 ppm	Pass
Occupied Bandwidth	§2.1033 §2.1046 §27.50	< 3 Watts	Pass
Peak-to-average power ratio	§2.1049	N/A	Pass
Spurious Emissions	§27.50	< -13 dB	Pass
Spurious Emissions at Antenna Terminals	§2.1053 §27.53	< -13dBm	Pass
Frequency Stability	§27.53	< -13dBm	Pass

B25

Uplink: 1850~1915MHz

Downlink: 1930~1995MHz

LTE B25			
FCC Part 24 Subpart E			
Test item	Reference section	Limit	Result
RF Output Power	§2.1033 §2.1046 §24.232	< 2 Watts	Pass
Occupied Bandwidth	§2.1049	N/A	Pass
Peak-to-average power ratio	§24.232	< 13 dB	Pass
Spurious Emissions	§2.1053 §24.238	< -13dBm	Pass
Spurious Emissions at Antenna Terminals	§27.238	< -13dBm	Pass
Frequency Stability	§2.1055 §24.235	< ±2.5 ppm	Pass

B26

Uplink: 814~849MHz (ISDE not suppor 814~824 MHz)

Downlink: 859~894MHz

LTE B26			
FCC Part 22 Subpart H FCC Part 90 Subpart S			
Test item	Reference section	Limit	Result
RF Output Power	§2.1033 §2.1046 §90.635(b) §22.913	<100 Watts	Pass
Occupied Bandwidth	§2.1049	N/A	Pass
Peak-to-average power ratio	§22.913	<13 dB	Pass
Spurious Emissions	§2.1053 §90.691 §22.917	<-13dBm	Pass
Spurious Emissions at Antenna Terminals	§90.691 §22.917	<-13dBm	Pass
Frequency Stability	§2.1055 §90.213	<±2.5 ppm	Pass

B66

Uplink: 1710~1780MHz

Downlink: 2110~2200MHz

LTE B66			
FCC Part 27 Subpart L			
Test item	Reference section	Limit	Result
RF Output Power	§2.1033 §2.1046 §27.50	< 1 Watts	Pass
Occupied Bandwidth	§2.1049	N/A	Pass
Peak-to-average power ratio	§27.50	< 13 dB	Pass
Spurious Emissions	§2.1053 §27.53	< -13dBm	Pass
Spurious Emissions at Antenna Terminals	§27.53	< -13dBm	Pass
Frequency Stability	§2.1055 §27.54	< 2.5 ppm	Pass

B71

Uplink: 663~698MHz

Downlink: 617~652MHz

LTE B71			
FCC Part 27 Subpart F			
Test item	Reference section	Limit	Result
RF Output Power	§2.1033 §2.1046 §27.50	< 3 Watts	Pass
Occupied Bandwidth	§2.1049	N/A	Pass
Peak-to-average power ratio	§27.50	< 13 dB	Pass
Spurious Emissions	§2.1053 §27.53	< -13dBm	Pass
Spurious Emissions at Antenna Terminals	§27.53	< -13dBm	Pass
Frequency Stability	§2.1055 §27.54	< 2.5 ppm	Pass

2.2. Test Environment

Items	Required	Test Site
Temperature (°C)	15-35	2 & 3
Humidity (%RH)	25-75	

Note: Test site information refers to Laboratory Information.

Laboratory Information

USA	**:**	**FCC Registration Number: TW3024**
Canada	**:**	**IC Registration Number: 22397-1 / 22397-2 / 22397-3**

The address and introduction of DEKRA Testing and Certification Co., Ltd. laboratories can be founded in our Web site: http://www.dekra.com.tw

If you have any comments, please don't hesitate to contact us. Our test sites as below:

Test Laboratory	DEKRA Testing and Certification Co., Ltd.
Address	1. No. 75-2, 3rd Lin, WangYe Keng, Yonghxing Tsuen, Qionglin Shiang, Hsinchu County 307, Taiwan, R.O.C. 2. No.372, Sec. 4, Zhongxing Rd., Zhudong Township, Hsinchu County 31061, Taiwan, R.O.C. 3. No.372-2, Sec. 4, Zhongxing Rd., Zhudong Township, Hsinchu County 31061, Taiwan, R.O.C.
Phone number	1. +886-3-592-8858 2. +886-3-582-8001 3. +886-3-582-8001
Fax number	1. +886-3-592-8859 2. +886-3-582-8958 3. +886-3-582-8958
E mail address	info.tw@dekra.com
Website	http://www.dekra.com.tw

2.3. List of Test Equipment

RF Output Power / SR12-H

Instrument	Manufacturer	Model No.	Serial No.	Cal. Date	Next Cal. Date
Signal & Spectrum Analyzer	R&S	FSV40	101049	2019/09/11	2020/09/10
EXA Signal Analyzer	Keysight	N9010A	MY51440132	2019/03/15	2020/03/14
Spectrum Analyzer	Keysight	N9030B	MY57140404	2019/06/18	2020/06/17
Spectrum Analyzer	Keysight	N9010B	MY57110159	2019/05/03	2020/05/02
Wireless Conn. Tseter	R&S	CMW500	157118	2019/08/08	2020/08/07
Wideband Radio Communication Tester	R&S	CMW500	106071	2019/01/16	2020/01/15

Occupied Bandwidth / SR12-H

Instrument	Manufacturer	Model No.	Serial No.	Cal. Date	Next Cal. Date
Signal & Spectrum Analyzer	R&S	FSV40	101049	2019/09/11	2020/09/10
EXA Signal Analyzer	Keysight	N9010A	MY51440132	2019/03/15	2020/03/14
Spectrum Analyzer	Keysight	N9030B	MY57140404	2019/06/18	2020/06/17
Spectrum Analyzer	Keysight	N9010B	MY57110159	2019/05/03	2020/05/02
Wireless Conn. Tseter	R&S	CMW500	157118	2019/08/08	2020/08/07
Wideband Radio Communication Tester	R&S	CMW500	106071	2019/01/16	2020/01/15

Peak To Average Ratio / SR12-H

Instrument	Manufacturer	Model No.	Serial No.	Cal. Date	Next Cal. Date
Signal & Spectrum Analyzer	R&S	FSV40	101049	2019/09/11	2020/09/10
EXA Signal Analyzer	Keysight	N9010A	MY51440132	2019/03/15	2020/03/14
Spectrum Analyzer	Keysight	N9030B	MY57140404	2019/06/18	2020/06/17
Spectrum Analyzer	Keysight	N9010B	MY57110159	2019/05/03	2020/05/02
Wireless Conn. Tseter	R&S	CMW500	157118	2019/08/08	2020/08/07
Wideband Radio Communication Tester	R&S	CMW500	106071	2019/01/16	2020/01/15

Conducted Spurious Emissions / SR12-H

Instrument	Manufacturer	Model No.	Serial No.	Cal. Date	Next Cal. Date
Signal & Spectrum Analyzer	R&S	FSV40	101049	2019/09/11	2020/09/10
EXA Signal Analyzer	Keysight	N9010A	MY51440132	2019/03/15	2020/03/14
Spectrum Analyzer	Keysight	N9030B	MY57140404	2019/06/18	2020/06/17
Spectrum Analyzer	Keysight	N9010B	MY57110159	2019/05/03	2020/05/02
Wireless Conn. Tseter	R&S	CMW500	157118	2019/08/08	2020/08/07
Wideband Radio Communication Tester	R&S	CMW500	106071	2019/01/16	2020/01/15

Radiated Spurious Emissions / CB2-H

Instrument	Manufacturer	Model No.	Serial No.	Cal. Date	Next Cal. Date
Horn Antenna	Schwarzbeck	BBHA 9120D	639	2019/05/28	2020/05/27
Bilog Antenna	Teseq	CBL6112D	23191	2019/06/17	2020/06/16
Signal & Spectrum Analyzer	R&S	FSV40	101049	2019/09/11	2020/09/10
EXA Signal Analyzer	Keysight	N9010A	MY51440132	2019/03/15	2020/03/14
Signal Analyzer	R&S	FSVA40	101455	2019/10/21	2020/10/20
Horn Antenna	Schwarzbeck	BBHA 9170	202	2019/12/27	2020/12/26
Pre-Amplifier	DEKRA	AP-400C	201801231	2019/12/03	2020/12/02
Pre-Amplifier	EMCI	EMC11830I	980366	2019/12/03	2020/12/02
Horn Antenna	Schwarzbeck	BBHA 9120D	01656	2019/10/25	2020/10/24
Pre-Amplifier	DEKRA	AP-025C	12183122	2019/09/24	2020/09/23
Signal Analyzer	R&S	FSV40	101435	2019/07/08	2020/070/7
Wideband Radio Communication Tester	R&S	CMW500	106071	2019/01/16	2020/01/15
Wireless Conn. Tseter	R&S	CMW500	157118	2019/08/08	2020/08/07
Coaxial Cable(16m)	Huber+Suhner	SF104	CB2-H	2019/07/25	2020/07/24
EMI system	DEKRA	Version 1.0	CB2-H	NA	NA

Spurious Emissions at Antenna Terminals / SR12-H

Instrument	Manufacturer	Model No.	Serial No.	Cal. Date	Next Cal. Date
Signal & Spectrum Analyzer	R&S	FSV40	101049	2019/09/11	2020/09/10
EXA Signal Analyzer	Keysight	N9010A	MY51440132	2019/03/15	2020/03/14
Spectrum Analyzer	Keysight	N9030B	MY57140404	2019/06/18	2020/06/17
Spectrum Analyzer	Keysight	N9010B	MY57110159	2019/05/03	2020/05/02
Wireless Conn. Tseter	R&S	CMW500	157118	2019/08/08	2020/08/07
Wideband Radio Communication Tester	R&S	CMW500	106071	2019/01/16	2020/01/15

Frequency Stability / SR12-H

Instrument	Manufacturer	Model No.	Serial No.	Cal. Date	Next Cal. Date
Signal & Spectrum Analyzer	R&S	FSV40	101049	2019/09/11	2020/09/10
EXA Signal Analyzer	Keysight	N9010A	MY51440132	2019/03/15	2020/03/14
Spectrum Analyzer	Keysight	N9030B	MY57140404	2019/06/18	2020/06/17
Spectrum Analyzer	Keysight	N9010B	MY57110159	2019/05/03	2020/05/02
Wireless Conn. Tseter	R&S	CMW500	157118	2019/08/08	2020/08/07
Wideband Radio Communication Tester	R&S	CMW500	106071	2019/01/16	2020/01/15

Note: All equipment upon which need to calibrated are with calibration period of 1 year.

2.4. Uncertainty

Test Item	Uncertainty
RF Output Power	±1.27 dB
Occupied Bandwidth	± 10 Hz
Peak To Average Ratio	Not exceed 13 dB
Spurious Emissions	± 1.27 dB for Conducted Measurement ± 3.2 dB for Radiated Measurement
Spurious Emissions at Antenna Terminals	± 3.2 dB
Frequency Stability	± 10 Hz

3. RF Output Power

3.1. Test Setup

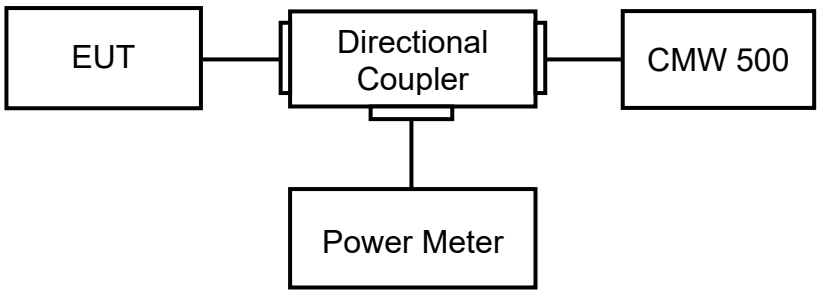

3.2. Test Procedure

a) The RF output of the transmitter was connected to base station simulator.
b) The RF output of EUT was connected to the spectrum analyzer by RF cable and attenuator. The path loss was compensated to the results for each measurement..
c) Set EUT at maximum average power by base station simulator.
d) Measure lowest, middle, and highest channels for each bandwidth and different modulation.

Effective Isotropic Radiated Power = Conducted Power(dBm) + Antenna Gain(dBi)
Effective Radiated Power = Conducted Power(dBm) + Antenna Gain(dBi) - 2.15dB
The conversion of dBm to watts is given by the formula:

$$P_{(W)} = 1W \times \frac{10^{\left(\frac{P_{(dBm)}}{10}\right)}}{1000} = 10^{((P_{(dBm)}-30)/10)}$$

3.3. Test Method

KDB 971168 D01 Power Meas License Digital Systems v03 sub-clause 5.2.4
ANSI C63.26: 2015 Sub-clause 5.2.4.2

3.4. Test Result

Product	Module		
Test Item	RF Output Power		
Test Mode	Mode 1: LTE Band 2		
Date of Test	2019/11/29	Test Site	SR12-H
Temperature (°C)	23.0°C	Humidity (%RH)	59%RH

Band	Channel Freq. (MHz)	Modulation	RB No.	RB offset	MPR	Conducted Output Power (dBm)	RF Output Power (W) EIRP	Limit (W) EIRP
Band 2 1.4MHz	18607 1850.7	QPSK	1	0	0	23.25	0.322	2
				2		23.48	0.340	2
				5		23.42	0.335	2
			3	0	0	23.16	0.316	2
				1		23.18	0.317	2
				3		23.26	0.323	2
			6	0	1	22.09	0.247	2
		16-QAM	1	0	1	22.24	0.255	2
				2		22.52	0.272	2
				5		22.46	0.269	2
			3	0	1	22.11	0.248	2
				1		22.32	0.260	2
				3		22.17	0.251	2
			6	0	2	21.32	0.207	2
	18900 1880	QPSK	1	0	0	23.09	0.310	2
				2		23.26	0.323	2
				5		23.04	0.307	2
			3	0	0	23.16	0.316	2
				1		23.11	0.312	2
				3		23.09	0.310	2
			6	0	1	22.03	0.243	2
		16-QAM	1	0	1	22.17	0.251	2
				2		22.44	0.267	2
				5		22.04	0.244	2
			3	0	1	22.34	0.261	2
				1		22.30	0.259	2
				3		22.31	0.259	2
			6	0	2	21.19	0.200	2

Band	Channel Freq. (MHz)	Modulation	RB No.	RB offset	MPR	Conducted Output Power (dBm)	RF Output Power (W) EIRP	Limit (W) EIRP
Band 2 1.4MHz	19193 1909.3	QPSK	1	0	0	23.12	0.313	2
				2		23.22	0.320	2
				5		22.94	0.300	2
			3	0	0	22.95	0.301	2
				1		22.96	0.301	2
				3		22.99	0.303	2
			6	0	1	21.90	0.236	2
		16-QAM	1	0	1	22.36	0.262	2
				2		22.59	0.277	2
				5		22.12	0.248	2
			3	0	1	22.01	0.242	2
				1		21.93	0.238	2
				3		21.87	0.234	2
			6	0	2	21.06	0.195	2

Band	Channel Freq. (MHz)	Modulation	RB No.	RB offset	MPR	Conducted Output Power (dBm)	RF Output Power (W) EIRP	Limit (W) EIRP
Band 2 3MHz	18615 1851.5	QPSK	1	0	0	22.99	0.303	2
				7		23.01	0.305	2
				14		22.96	0.301	2
			8	0	1	21.98	0.240	2
				4		22.01	0.242	2
				7		21.96	0.239	2
			15	0	1	21.99	0.241	2
		16-QAM	1	0	1	21.87	0.234	2
				7		21.95	0.239	2
				14		21.82	0.232	2
			8	0	2	21.15	0.199	2
				4		21.18	0.200	2
				7		21.23	0.202	2
			15	0	2	21.16	0.199	2
	18900 1880	QPSK	1	0	0	23.06	0.308	2
				7		23.18	0.317	2
				14		23.10	0.311	2
			8	0	1	22.26	0.256	2
				4		22.28	0.258	2
				7		22.31	0.259	2
			15	0	1	22.28	0.258	2
		16-QAM	1	0	1	22.47	0.269	2
				7		22.69	0.283	2
				14		22.54	0.274	2
			8	0	2	21.21	0.201	2
				4		21.24	0.203	2
				7		21.31	0.206	2
			15	0	2	21.29	0.205	2

Band	Channel Freq. (MHz)	Modulation	RB No.	RB offset	MPR	Conducted Output Power (dBm)	RF Output Power (W) EIRP	Limit (W) EIRP
Band 2 3MHz	19185 1908.5	QPSK	1	0	0	23.20	0.318	2
				7		23.28	0.324	2
				14		23.18	0.317	2
			8	0	1	22.13	0.249	2
				4		22.16	0.251	2
				7		22.22	0.254	2
			15	0	1	22.16	0.251	2
		16-QAM	1	0	1	21.82	0.232	2
				7		21.92	0.237	2
				14		21.83	0.232	2
			8	0	2	21.09	0.196	2
				4		21.11	0.197	2
				7		21.13	0.198	2
			15	0	2	21.28	0.205	2

Band	Channel Freq. (MHz)	Modulation	RB No.	RB offset	MPR	Conducted Output Power (dBm)	RF Output Power (W) EIRP	Limit (W) EIRP
Band 2 5MHz	18625 1852.5	QPSK	1	0	0	22.86	0.294	2
				12		22.95	0.301	2
				24		22.92	0.299	2
			12	0	1	22.06	0.245	2
				6		22.03	0.243	2
				13		22.04	0.244	2
			25	0		22.00	0.242	2
		16-QAM	1	0	1	21.53	0.217	2
				12		21.77	0.229	2
				24		21.59	0.220	2
			12	0	2	21.07	0.195	2
				6		21.09	0.196	2
				13		21.14	0.198	2
			25	0		21.15	0.199	2
	18900 1880	QPSK	1	0	0	23.06	0.308	2
				12		23.15	0.315	2
				24		23.02	0.305	2
			12	0	1	22.26	0.256	2
				6		22.27	0.257	2
				13		22.28	0.258	2
			25	0		22.27	0.257	2
		16-QAM	1	0	1	23.01	0.305	2
				12		23.04	0.307	2
				24		22.94	0.300	2
			12	0	2	21.17	0.200	2
				6		21.14	0.198	2
				13		21.09	0.196	2
			25	0		21.22	0.202	2

Band	Channel Freq. (MHz)	Modulation	RB No.	RB offset	MPR	Conducted Output Power (dBm)	RF Output Power (W) EIRP	Limit (W) EIRP
Band 2 5MHz	19175 1907.5	QPSK	1	0	0	23.11	0.312	2
				12		23.27	0.324	2
				24		23.16	0.316	2
			12	0	1	22.20	0.253	2
				6		22.24	0.255	2
				13		22.28	0.258	2
			25	0		22.26	0.256	2
		16-QAM	1	0	1	22.21	0.254	2
				12		22.37	0.263	2
				24		22.12	0.248	2
			12	0	2	21.18	0.200	2
				6		21.24	0.203	2
				13		21.33	0.207	2
			25	0		21.24	0.203	2

Band	Channel Freq. (MHz)	Modulation	RB No.	RB offset	MPR	Conducted Output Power (dBm)	RF Output Power (W) EIRP	Limit (W) EIRP
Band 2 10MHz	18650 1855	QPSK	1	0	0	23.17	0.316	2
				24		23.23	0.321	2
				49		23.11	0.312	2
			25	0	1	22.06	0.245	2
				12		22.11	0.248	2
				25		22.18	0.252	2
			50	0		22.15	0.250	2
		16-QAM	1	0	1	22.26	0.256	2
				24		22.35	0.262	2
				49		22.29	0.258	2
			25	0	2	21.14	0.198	2
				12		21.20	0.201	2
				25		21.29	0.205	2
			50	0		21.13	0.198	2
	18900 1880	QPSK	1	0	0	23.21	0.319	2
				24		23.27	0.324	2
				49		23.15	0.315	2
			25	0	1	22.29	0.258	2
				12		22.31	0.259	2
				25		22.33	0.261	2
			50	0		22.39	0.264	2
		16-QAM	1	0	1	22.80	0.290	2
				24		22.85	0.294	2
				49		22.82	0.292	2
			25	0	2	21.32	0.207	2
				12		21.35	0.208	2
				25		21.40	0.210	2
			50	0		21.23	0.202	2

Band	Channel Freq. (MHz)	Modulation	RB No.	RB offset	MPR	Conducted Output Power (dBm)	RF Output Power (W) EIRP	Limit (W) EIRP
Band 2 10MHz	19150 1905	QPSK	1	0	0	23.44	0.337	2
				24		23.60	0.349	2
				49		23.53	0.344	2
			25	0	1	22.31	0.259	2
				12		22.28	0.258	2
				25		22.26	0.256	2
			50	0		22.29	0.258	2
		16-QAM	1	0	1	22.17	0.251	2
				24		22.34	0.261	2
				49		22.28	0.258	2
			25	0	2	21.42	0.211	2
				12		21.38	0.209	2
				25		21.32	0.207	2
			50	0		21.27	0.204	2

Band	Channel Freq. (MHz)	Modulation	RB No.	RB offset	MPR	Conducted Output Power (dBm)	RF Output Power (W) EIRP	Limit (W) EIRP
Band 2 15MHz	18675 1857.5	QPSK	1	0	0	22.96	0.301	2
				37		23.07	0.309	2
				74		23.01	0.305	2
			36	0	1	22.10	0.247	2
				19		22.13	0.249	2
				39		22.18	0.252	2
			75	0		22.08	0.246	2
		16-QAM	1	0	1	21.97	0.240	2
				37		22.18	0.252	2
				74		22.14	0.249	2
			36	0	2	21.03	0.193	2
				19		21.09	0.196	2
				39		21.13	0.198	2
			75	0		21.12	0.197	2
	18900 1880	QPSK	1	0	0	23.14	0.314	2
				37		23.31	0.327	2
				74		23.25	0.322	2
			36	0	1	22.28	0.258	2
				19		22.30	0.259	2
				39		22.35	0.262	2
			75	0		22.26	0.256	2
		16-QAM	1	0	1	22.88	0.296	2
				37		22.94	0.300	2
				74		22.83	0.292	2
			36	0	2	21.28	0.205	2
				19		21.24	0.203	2
				39		21.20	0.201	2
			75	0		21.27	0.204	2

Band	Channel Freq. (MHz)	Modulation	RB No.	RB offset	MPR	Conducted Output Power (dBm)	RF Output Power (W) EIRP	Limit (W) EIRP
Band 2 15MHz	19125 1902.5	QPSK	1	0	0	23.21	0.319	2
				37		23.34	0.329	2
				74		23.12	0.313	2
			36	0	1	22.34	0.261	2
				19		22.28	0.258	2
				39		22.20	0.253	2
			75	0		22.26	0.256	2
		16-QAM	1	0	1	21.63	0.222	2
				37		22.15	0.250	2
				74		21.72	0.226	2
			36	0	2	21.49	0.215	2
				19		21.39	0.210	2
				39		21.25	0.203	2
			75	0		21.49	0.215	2

Band	Channel Freq. (MHz)	Modulation	RB No.	RB offset	MPR	Conducted Output Power (dBm)	RF Output Power (W) EIRP	Limit (W) EIRP
Band 2 20MHz	18700 1860	QPSK	1	0	0	23.13	0.313	2
				49		23.26	0.323	2
				99		23.19	0.318	2
			50	0	1	22.17	0.251	2
				25		22.19	0.252	2
				50		22.22	0.254	2
			100	0		22.11	0.248	2
		16-QAM	1	0	1	22.55	0.274	2
				49		22.81	0.291	2
				99		22.58	0.276	2
			50	0	2	21.02	0.193	2
				25		21.07	0.195	2
				50		21.15	0.199	2
			100	0		21.05	0.194	2
	18900 1880	QPSK	1	0	0	23.26	0.323	2
				49		23.47	0.339	2
				99		23.38	0.332	2
			50	0	1	22.16	0.251	2
				25		22.13	0.249	2
				50		22.06	0.245	2
			100	0		22.10	0.247	2
		16-QAM	1	0	1	21.95	0.239	2
				49		22.07	0.245	2
				99		21.64	0.222	2
			50	0	2	21.13	0.198	2
				25		21.10	0.196	2
				50		21.04	0.194	2
			100	0		21.09	0.196	2

Band	Channel Freq. (MHz)	Modulation	RB No.	RB offset	MPR	Conducted Output Power (dBm)	RF Output Power (W) EIRP	Limit (W) EIRP
Band 2 20MHz	19100 1900	QPSK	1	0	0	22.75	0.287	2
				49		23.23	0.321	2
				99		22.72	0.285	2
			50	0	1	22.08	0.246	2
				25		22.03	0.243	2
				50		21.94	0.238	2
			100	0		22.11	0.248	2
		16-QAM	1	0	1	22.81	0.291	2
				49		23.06	0.308	2
				99		22.71	0.284	2
			50	0	2	21.04	0.194	2
				25		21.05	0.194	2
				50		21.07	0.195	2
			100	0		21.16	0.199	2

Product	Module		
Test Item	RF Output Power		
Test Mode	Mode 2: LTE Band 4		
Date of Test	2019/11/30	Test Site	SR12-H
Temperature (°C)	22.0°C	Humidity (%RH)	57%RH

Band	Channel Freq. (MHz)	Modulation	RB No.	RB offset	MPR	Conducted Output Power (dBm)	RF Output Power (W) EIRP	Limit (W) EIRP
Band 4 1.4MHz	19957 1710.7	QPSK	1	0	0	23.04	0.307	1
				2		23.31	0.327	1
				5		23.07	0.309	1
			3	0	0	22.93	0.299	1
				1		22.96	0.301	1
				3		23.01	0.305	1
			6	0	1	22.01	0.242	1
		16-QAM	1	0	1	22.14	0.249	1
				2		22.25	0.256	1
				5		22.15	0.250	1
			3	0	1	21.60	0.220	1
				1		21.66	0.223	1
				3		21.71	0.226	1
			6	0	2	21.23	0.202	1
	20175 1732.5	QPSK	1	0	0	23.09	0.310	1
				2		23.20	0.318	1
				5		23.12	0.313	1
			3	0	0	22.94	0.300	1
				1		22.92	0.299	1
				3		22.89	0.296	1
			6	0	1	21.92	0.237	1
		16-QAM	1	0	1	22.37	0.263	1
				2		22.52	0.272	1
				5		22.23	0.255	1
			3	0	1	21.78	0.230	1
				1		21.80	0.231	1
				3		21.84	0.233	1
			6	0	2	21.04	0.194	1

Band	Channel Freq. (MHz)	Modulation	RB No.	RB offset	MPR	Conducted Output Power (dBm)	RF Output Power (W) EIRP	Limit (W) EIRP
Band 4 1.4MHz	20393 1754.3	QPSK	1	0	0	22.87	0.295	1
				2		22.96	0.301	1
				5		22.89	0.296	1
			3	0	0	22.72	0.285	1
				1		22.70	0.284	1
				3		22.73	0.286	1
			6	0	1	21.53	0.217	1
		16-QAM	1	0	1	21.75	0.228	1
				2		21.99	0.241	1
				5		21.71	0.226	1
			3	0	1	21.44	0.212	1
				1		21.42	0.211	1
				3		21.35	0.208	1
			6	0	2	20.58	0.174	1

Band	Channel Freq. (MHz)	Modulation	RB No.	RB offset	MPR	Conducted Output Power (dBm)	RF Output Power (W) EIRP	Limit (W) EIRP
Band 4 3MHz	19965 1711.5	QPSK	1	0	0	22.85	0.294	1
				7		22.94	0.300	1
				14		22.91	0.298	1
			8	0	1	21.98	0.240	1
				4		22.00	0.242	1
				7		22.01	0.242	1
			15	0	1	21.94	0.238	1
		16-QAM	1	0	1	22.07	0.245	1
				7		22.22	0.254	1
				14		22.15	0.250	1
			8	0	2	21.12	0.197	1
				4		21.16	0.199	1
				7		21.24	0.203	1
			15	0	2	20.97	0.191	1
	20175 1732.5	QPSK	1	0	0	22.74	0.286	1
				7		22.84	0.293	1
				14		22.77	0.288	1
			8	0	1	21.90	0.236	1
				4		21.93	0.238	1
				7		21.94	0.238	1
			15	0	1	21.87	0.234	1
		16-QAM	1	0	1	22.38	0.264	1
				7		22.42	0.266	1
				14		22.31	0.259	1
			8	0	2	20.79	0.183	1
				4		20.81	0.184	1
				7		20.82	0.184	1
			15	0	2	20.84	0.185	1

Band	Channel Freq. (MHz)	Modulation	RB No.	RB offset	MPR	Conducted Output Power (dBm)	RF Output Power (W) EIRP	Limit (W) EIRP
Band 4 3MHz	20385 1753.5	QPSK	1	0	0	22.66	0.281	1
				7		22.75	0.287	1
				14		22.69	0.283	1
			8	0	1	21.58	0.219	1
				4		21.61	0.221	1
				7		21.63	0.222	1
			15	0	1	21.54	0.217	1
		16-QAM	1	0	1	21.84	0.233	1
				7		21.92	0.237	1
				14		21.79	0.230	1
			8	0	2	20.53	0.172	1
				4		20.61	0.175	1
				7		20.79	0.183	1
			15	0	2	20.59	0.175	1

Band	Channel Freq. (MHz)	Modulation	RB No.	RB offset	MPR	Conducted Output Power (dBm)	RF Output Power (W) EIRP	Limit (W) EIRP
Band 4 5MHz	19975 1712.5	QPSK	1	0	0	22.79	0.290	1
				12		22.89	0.296	1
				24		22.81	0.291	1
			12	0	1	21.94	0.238	1
				6		21.88	0.235	1
				13		21.85	0.233	1
			25	0		21.91	0.237	1
		16-QAM	1	0	1	21.16	0.199	1
				12		21.35	0.208	1
				24		21.24	0.203	1
			12	0	2	20.94	0.189	1
				6		20.95	0.190	1
				13		20.97	0.191	1
			25	0		20.95	0.190	1
	20175 1732.5	QPSK	1	0	0	22.70	0.284	1
				12		22.77	0.288	1
				24		22.63	0.279	1
			12	0	1	21.87	0.234	1
				6		21.90	0.236	1
				13		21.89	0.236	1
			25	0		21.92	0.237	1
		16-QAM	1	0	1	22.18	0.252	1
				12		22.26	0.256	1
				24		22.08	0.246	1
			12	0	2	20.61	0.175	1
				6		20.64	0.177	1
				13		20.69	0.179	1
			25	0		20.79	0.183	1

Band	Channel Freq. (MHz)	Modulation	RB No.	RB offset	MPR	Conducted Output Power (dBm)	RF Output Power (W) EIRP	Limit (W) EIRP
Band 4 5MHz	20375 1752.5	QPSK	1	0	0	22.62	0.279	1
				12		22.69	0.283	1
				24		22.56	0.275	1
			12	0	1	21.74	0.228	1
				6		21.78	0.230	1
				13		21.83	0.232	1
			25	0		21.61	0.221	1
		16-QAM	1	0	1	21.46	0.213	1
				12		21.51	0.216	1
				24		21.43	0.212	1
			12	0	2	20.64	0.177	1
				6		20.65	0.177	1
				13		20.67	0.178	1
			25	0		20.68	0.178	1

Band	Channel Freq. (MHz)	Modulation	RB No.	RB offset	MPR	Conducted Output Power (dBm)	RF Output Power (W) EIRP	Limit (W) EIRP
Band 4 10MHz	20000 1715	QPSK	1	0	0	22.94	0.300	1
				24		23.13	0.313	1
				49		23.01	0.305	1
			25	0	1	22.06	0.245	1
				12		22.04	0.244	1
				25		21.98	0.240	1
			50	0		21.95	0.239	1
		16-QAM	1	0	1	22.41	0.265	1
				24		22.66	0.281	1
				49		22.40	0.265	1
			25	0	2	21.07	0.195	1
				12		21.03	0.193	1
				25		21.01	0.192	1
			50	0		21.02	0.193	1
	20175 1732.5	QPSK	1	0	0	22.76	0.288	1
				24		23.06	0.308	1
				49		22.68	0.282	1
			25	0	1	21.83	0.232	1
				12		21.86	0.234	1
				25		21.82	0.232	1
			50	0		21.75	0.228	1
		16-QAM	1	0	1	22.39	0.264	1
				24		22.50	0.271	1
				49		22.24	0.255	1
			25	0	2	20.83	0.185	1
				12		20.87	0.186	1
				25		20.88	0.187	1
			50	0		20.82	0.184	1

Band	Channel Freq. (MHz)	Modulation	RB No.	RB offset	MPR	Conducted Output Power (dBm)	RF Output Power (W) EIRP	Limit (W) EIRP
Band 4 10MHz	20350 1750	QPSK	1	0	0	22.95	0.301	1
				24		23.00	0.304	1
				49		22.88	0.296	1
			25	0	1	21.70	0.225	1
				12		21.73	0.227	1
				25		21.66	0.223	1
			50	0		21.76	0.229	1
		16-QAM	1	0	1	21.51	0.216	1
				24		21.68	0.224	1
				49		21.46	0.213	1
			25	0	2	20.80	0.183	1
				12		20.86	0.186	1
				25		20.94	0.189	1
			50	0		20.72	0.180	1

Band	Channel Freq. (MHz)	Modulation	RB No.	RB offset	MPR	Conducted Output Power (dBm)	RF Output Power (W) EIRP	Limit (W) EIRP
Band 4 15MHz	20025 1717.5	QPSK	1	0	0	22.86	0.294	1
				37		23.11	0.312	1
				74		23.01	0.305	1
			36	0	1	21.81	0.231	1
				19		21.94	0.238	1
				39		22.03	0.243	1
			75	0		21.88	0.235	1
		16-QAM	1	0	1	22.56	0.275	1
				37		22.63	0.279	1
				74		22.51	0.272	1
			36	0	2	21.12	0.197	1
				19		21.09	0.196	1
				39		21.01	0.192	1
			75	0		21.03	0.193	1
	20175 1732.5	QPSK	1	0	0	22.67	0.282	1
				37		22.77	0.288	1
				74		22.56	0.275	1
			36	0	1	21.82	0.232	1
				19		21.85	0.233	1
				39		21.75	0.228	1
			75	0		21.82	0.232	1
		16-QAM	1	0	1	21.71	0.226	1
				37		22.08	0.246	1
				74		21.65	0.223	1
			36	0	2	20.74	0.181	1
				19		20.82	0.184	1
				39		20.79	0.183	1
			75	0		20.87	0.186	1

Band	Channel Freq. (MHz)	Modulation	RB No.	RB offset	MPR	Conducted Output Power (dBm)	RF Output Power (W) EIRP	Limit (W) EIRP
Band 4 15MHz	20325 1747.5	QPSK	1	0	0	22.72	0.285	1
				37		22.86	0.294	1
				74		22.74	0.286	1
			36	0	1	21.72	0.226	1
				19		21.75	0.228	1
				39		21.70	0.225	1
			75	0		21.73	0.227	1
		16-QAM	1	0	1	22.21	0.254	1
				37		22.34	0.261	1
				74		22.16	0.251	1
			36	0	2	20.78	0.182	1
				19		20.81	0.184	1
				39		20.70	0.179	1
			75	0		20.80	0.183	1

Band	Channel Freq. (MHz)	Modulation	RB No.	RB offset	MPR	Conducted Output Power (dBm)	RF Output Power (W) EIRP	Limit (W) EIRP
Band 4 20MHz	20050 1720	QPSK	1	0	0	22.82	0.292	1
				49		23.24	0.321	1
				99		22.72	0.285	1
			50	0	1	21.92	0.237	1
				25		21.97	0.240	1
				50		21.95	0.239	1
			100	0		21.98	0.240	1
		16-QAM	1	0	1	22.69	0.283	1
				49		22.76	0.288	1
				99		22.66	0.281	1
			50	0	2	21.02	0.193	1
				25		21.08	0.195	1
				50		21.04	0.194	1
			100	0		21.10	0.196	1
	20175 1732.5	QPSK	1	0	0	22.81	0.291	1
				49		22.94	0.300	1
				99		22.73	0.286	1
			50	0	1	21.74	0.228	1
				25		21.79	0.230	1
				50		21.76	0.229	1
			100	0		21.82	0.232	1
		16-QAM	1	0	1	21.87	0.234	1
				49		21.90	0.236	1
				99		21.76	0.229	1
			50	0	2	20.73	0.180	1
				25		20.79	0.183	1
				50		20.82	0.184	1
			100	0		20.88	0.187	1

Band	Channel Freq. (MHz)	Modulation	RB No.	RB offset	MPR	Conducted Output Power (dBm)	RF Output Power (W) EIRP	Limit (W) EIRP
Band 4 20MHz	20300 1745	QPSK	1	0	0	22.92	0.299	1
				49		23.11	0.312	1
				99		23.01	0.305	1
			50	0	1	21.74	0.228	1
				25		21.77	0.229	1
				50		21.70	0.225	1
			100	0		21.75	0.228	1
		16-QAM	1	0	1	21.77	0.229	1
				49		21.95	0.239	1
				99		21.87	0.234	1
			50	0	2	20.85	0.185	1
				25		20.88	0.187	1
				50		20.80	0.183	1
			100	0		20.84	0.185	1

Product	Module		
Test Item	RF Output Power		
Test Mode	Mode 3: LTE Band 5		
Date of Test	2019/12/02	Test Site	SR12-H
Temperature (°C)	23.0°C	Humidity (%RH)	61%RH

Band	Channel Freq. (MHz)	Modulation	RB No.	RB offset	MPR	Conducted Output Power (dBm)	RF Output Power (W) ERP	Limit (W) ERP
Band 5 1.4MHz	20407 824.7	QPSK	1	0	0	23.46	0.228	7
				2		23.51	0.230	7
				5		23.45	0.227	7
			3	0	0	23.32	0.220	7
				1		23.31	0.220	7
				3		23.34	0.221	7
			6	0	1	22.36	0.177	7
		16-QAM	1	0	1	22.26	0.173	7
				2		22.51	0.183	7
				5		22.29	0.174	7
			3	0	1	22.27	0.173	7
				1		22.25	0.172	7
				3		22.24	0.172	7
			6	0	2	21.70	0.152	7
	20525 836.5	QPSK	1	0	0	23.18	0.213	7
				2		23.23	0.216	7
				5		23.20	0.214	7
			3	0	0	23.16	0.212	7
				1		23.15	0.212	7
				3		23.14	0.211	7
			6	0	1	22.19	0.170	7
		16-QAM	1	0	1	22.27	0.173	7
				2		22.34	0.176	7
				5		22.24	0.172	7
			3	0	1	22.19	0.170	7
				1		22.20	0.170	7
				3		22.22	0.171	7
			6	0	2	21.10	0.132	7

Band	Channel Freq. (MHz)	Modulation	RB No.	RB offset	MPR	Conducted Output Power (dBm)	RF Output Power (W) ERP	Limit (W) ERP
Band 5 1.4MHz	20643 848.3	QPSK	1	0	0	23.11	0.210	7
				2		23.38	0.223	7
				5		23.02	0.206	7
			3	0	0	23.05	0.207	7
				1		23.06	0.207	7
				3		23.09	0.209	7
			6	0	1	22.17	0.169	7
		16-QAM	1	0	1	22.72	0.192	7
				2		22.84	0.197	7
				5		22.61	0.187	7
			3	0	1	22.26	0.173	7
				1		22.15	0.168	7
				3		22.04	0.164	7
			6	0	2	21.55	0.147	7

Band	Channel Freq. (MHz)	Modulation	RB No.	RB offset	MPR	Conducted Output Power (dBm)	RF Output Power (W) ERP	Limit (W) ERP
Band 5 3MHz	20415 825.5	QPSK	1	0	0	23.26	0.217	7
				7		23.36	0.222	7
				14		23.22	0.215	7
			8	0	1	22.34	0.176	7
				4		22.38	0.177	7
				7		22.45	0.180	7
			15	0	1	22.35	0.176	7
		16-QAM	1	0	1	22.59	0.186	7
				7		22.72	0.192	7
				14		22.61	0.187	7
			8	0	2	21.61	0.149	7
				4		21.64	0.150	7
				7		21.65	0.150	7
			15	0	2	21.67	0.151	7
	20525 836.5	QPSK	1	0	0	23.18	0.213	7
				7		23.23	0.216	7
				14		23.19	0.214	7
			8	0	1	22.25	0.172	7
				4		22.23	0.171	7
				7		22.20	0.170	7
			15	0	1	22.26	0.173	7
		16-QAM	1	0	1	22.60	0.187	7
				7		22.69	0.191	7
				14		22.64	0.188	7
			8	0	2	21.44	0.143	7
				4		21.42	0.142	7
				7		21.36	0.140	7
			15	0	2	21.24	0.136	7

Band	Channel Freq. (MHz)	Modulation	RB No.	RB offset	MPR	Conducted Output Power (dBm)	RF Output Power (W) ERP	Limit (W) ERP
Band 5 3MHz	20635 847.5	QPSK	1	0	0	23.22	0.215	7
				7		22.35	0.176	7
				14		23.31	0.220	7
			8	0	1	22.31	0.175	7
				4		22.28	0.173	7
				7		22.30	0.174	7
			15	0	1	22.29	0.174	7
		16-QAM	1	0	1	22.54	0.184	7
				7		22.62	0.187	7
				14		22.38	0.177	7
			8	0	2	21.24	0.136	7
				4		21.22	0.136	7
				7		21.21	0.136	7
			15	0	2	21.36	0.140	7

Band	Channel Freq. (MHz)	Modulation	RB No.	RB offset	MPR	Conducted Output Power (dBm)	RF Output Power (W) ERP	Limit (W) ERP
Band 5 5MHz	20425 826.5	QPSK	1	0	0	23.08	0.208	7
				12		23.25	0.217	7
				24		23.09	0.209	7
			12	0	1	22.36	0.177	7
				6		22.33	0.175	7
				13		22.30	0.174	7
			25	0		22.39	0.178	7
		16-QAM	1	0	1	22.49	0.182	7
				12		22.74	0.193	7
				24		22.64	0.188	7
			12	0	2	21.44	0.143	7
				6		21.40	0.142	7
				13		21.33	0.139	7
			25	0		21.32	0.139	7
	20525 836.5	QPSK	1	0	0	23.09	0.209	7
				12		23.14	0.211	7
				24		23.02	0.206	7
			12	0	1	22.23	0.171	7
				6		22.28	0.173	7
				13		22.35	0.176	7
			25	0		22.27	0.173	7
		16-QAM	1	0	1	22.23	0.171	7
				12		22.34	0.176	7
				24		22.27	0.173	7
			12	0	2	21.16	0.134	7
				6		21.19	0.135	7
				13		21.26	0.137	7
			25	0		21.24	0.136	7

Band	Channel Freq. (MHz)	Modulation	RB No.	RB offset	MPR	Conducted Output Power (dBm)	RF Output Power (W) ERP	Limit (W) ERP
Band 5 5MHz	20625 846.5	QPSK	1	0	0	23.14	0.211	7
				12		23.26	0.217	7
				24		23.11	0.210	7
			12	0	1	22.38	0.177	7
				6		22.34	0.176	7
				13		22.22	0.171	7
			25	0		22.19	0.170	7
		16-QAM	1	0	1	22.95	0.202	7
				12		22.99	0.204	7
				24		22.90	0.200	7
			12	0	2	21.44	0.143	7
				6		21.42	0.142	7
				13		21.33	0.139	7
			25	0		21.32	0.139	7

Band	Channel Freq. (MHz)	Modulation	RB No.	RB offset	MPR	Conducted Output Power (dBm)	RF Output Power (W) ERP	Limit (W) ERP
Band 5 10MHz	20450 829	QPSK	1	0	0	23.26	0.217	7
				24		23.49	0.229	7
				49		23.11	0.210	7
			25	0	1	22.48	0.182	7
				12		22.42	0.179	7
				25		22.34	0.176	7
			50	0		22.33	0.175	7
		16-QAM	1	0	1	22.53	0.184	7
				24		22.56	0.185	7
				49		22.48	0.182	7
			25	0	2	21.62	0.149	7
				12		21.55	0.147	7
				25		21.51	0.145	7
			50	0		21.44	0.143	7
	20525 836.5	QPSK	1	0	0	23.35	0.222	7
				24		23.51	0.230	7
				49		23.39	0.224	7
			25	0	1	22.42	0.179	7
				12		22.36	0.177	7
				25		22.32	0.175	7
			50	0		22.29	0.174	7
		16-QAM	1	0	1	22.11	0.167	7
				24		22.24	0.172	7
				49		22.03	0.164	7
			25	0	2	21.50	0.145	7
				12		21.55	0.147	7
				25		21.59	0.148	7
			50	0		21.32	0.139	7

Band	Channel Freq. (MHz)	Modulation	RB No.	RB offset	MPR	Conducted Output Power (dBm)	RF Output Power (W) ERP	Limit (W) ERP
Band 5 10MHz	20600 844	QPSK	1	0	0	23.28	0.218	7
				24		23.57	0.233	7
				49		23.21	0.215	7
			25	0	1	22.34	0.176	7
				12		22.30	0.174	7
				25		22.33	0.175	7
			50	0		22.32	0.175	7
		16-QAM	1	0	1	22.42	0.179	7
				24		22.56	0.185	7
				49		22.50	0.182	7
			25	0	2	21.52	0.146	7
				12		21.50	0.145	7
				25		21.46	0.144	7
			50	0		21.34	0.140	7

Product	Module		
Test Item	RF Output Power		
Test Mode	Mode 4: LTE Band 12		
Date of Test	2019/12/03	Test Site	SR12-H
Temperature (°C)	22.0°C	Humidity (%RH)	60%RH

Band	Channel Freq. (MHz)	Modulation	RB No.	RB offset	MPR	Conducted Output Power (dBm)	RF Output Power (W) ERP	Limit (W) ERP
Band 12 1.4MHz	23017 699.7	QPSK	1	0	0	23.17	0.213	3
				2		23.32	0.220	3
				5		23.23	0.216	3
			3	0	0	23.26	0.217	3
				1		23.27	0.218	3
				3		23.29	0.219	3
			6	0	1	22.15	0.168	3
		16-QAM	1	0	1	22.18	0.169	3
				2		22.33	0.175	3
				5		22.17	0.169	3
			3	0	1	22.19	0.170	3
				1		22.25	0.172	3
				3		22.34	0.176	3
			6	0	2	21.29	0.138	3
	23097 707.5	QPSK	1	0	0	23.06	0.207	3
				2		23.27	0.218	3
				5		23.09	0.209	3
			3	0	0	22.90	0.200	3
				1		22.93	0.201	3
				3		22.95	0.202	3
			6	0	1	21.95	0.161	3
		16-QAM	1	0	1	21.96	0.161	3
				2		22.12	0.167	3
				5		21.88	0.158	3
			3	0	1	22.01	0.163	3
				1		21.98	0.162	3
				3		21.94	0.160	3
			6	0	2	21.04	0.130	3

Band	Channel Freq. (MHz)	Modulation	RB No.	RB offset	MPR	Conducted Output Power (dBm)	RF Output Power (W) ERP	Limit (W) ERP
Band 12 1.4MHz	23173 715.3	QPSK	1	0	0	23.05	0.207	3
				2		23.16	0.212	3
				5		23.07	0.208	3
			3	0	0	22.88	0.199	3
				1		22.89	0.200	3
				3		22.92	0.201	3
			6	0	1	22.04	0.164	3
		16-QAM	1	0	1	22.22	0.171	3
				2		22.42	0.179	3
				5		22.31	0.175	3
			3	0	1	22.13	0.167	3
				1		22.10	0.166	3
				3		22.12	0.167	3
			6	0	2	21.29	0.138	3

Band	Channel Freq. (MHz)	Modulation	RB No.	RB offset	MPR	Conducted Output Power (dBm)	RF Output Power (W) ERP	Limit (W) ERP
Band 12 3MHz	23025 700.5	QPSK	1	0	0	23.12	0.210	3
				7		23.33	0.221	3
				14		23.02	0.206	3
			8	0	1	22.14	0.168	3
				4		22.12	0.167	3
				7		22.16	0.169	3
			15	0	1	22.18	0.169	3
		16-QAM	1	0	1	22.45	0.180	3
				7		22.52	0.183	3
				14		22.36	0.177	3
			8	0	2	21.27	0.137	3
				4		21.24	0.136	3
				7		21.28	0.138	3
			15	0	2	21.19	0.135	3
	23095 707.5	QPSK	1	0	0	23.26	0.217	3
				7		23.32	0.220	3
				14		23.25	0.217	3
			8	0	1	22.18	0.169	3
				4		22.13	0.167	3
				7		22.10	0.166	3
			15	0	1	22.06	0.165	3
		16-QAM	1	0	1	21.97	0.161	3
				7		22.05	0.164	3
				14		21.87	0.158	3
			8	0	2	21.16	0.134	3
				4		21.14	0.133	3
				7		21.13	0.133	3
			15	0	2	21.17	0.134	3

Band	Channel Freq. (MHz)	Modulation	RB No.	RB offset	MPR	Conducted Output Power (dBm)	RF Output Power (W) ERP	Limit (W) ERP
Band 12 3MHz	23165 714.5	QPSK	1	0	0	23.06	0.207	3
				7		23.16	0.212	3
				14		23.04	0.207	3
			8	0	1	22.26	0.173	3
				4		22.24	0.172	3
				7		22.20	0.170	3
			15	0	1	22.22	0.171	3
		16-QAM	1	0	1	22.30	0.174	3
				7		22.49	0.182	3
				14		22.43	0.179	3
			8	0	2	21.40	0.142	3
				4		21.38	0.141	3
				7		21.37	0.141	3
			15	0	2	21.29	0.138	3

Band	Channel Freq. (MHz)	Modulation	RB No.	RB offset	MPR	Conducted Output Power (dBm)	RF Output Power (W) ERP	Limit (W) ERP
Band 12 5MHz	23035 701.5	QPSK	1	0	0	23.02	0.206	3
				12		23.08	0.208	3
				24		23.04	0.207	3
			12	0	1	22.21	0.171	3
				6		22.16	0.169	3
				13		22.13	0.167	3
			25	0		22.24	0.172	3
		16-QAM	1	0	1	21.81	0.156	3
				12		22.00	0.163	3
				24		21.94	0.160	3
			12	0	2	21.23	0.136	3
				6		21.18	0.135	3
				13		21.10	0.132	3
			25	0		21.35	0.140	3
	23095 707.5	QPSK	1	0	0	22.84	0.197	3
				12		23.05	0.207	3
				24		22.76	0.194	3
			12	0	1	22.07	0.165	3
				6		22.05	0.164	3
				13		22.01	0.163	3
			25	0		22.04	0.164	3
		16-QAM	1	0	1	21.80	0.155	3
				12		21.91	0.159	3
				24		21.68	0.151	3
			12	0	2	21.02	0.130	3
				6		21.04	0.130	3
				13		21.07	0.131	3
			25	0		21.12	0.133	3

Band	Channel Freq. (MHz)	Modulation	RB No.	RB offset	MPR	Conducted Output Power (dBm)	RF Output Power (W) ERP	Limit (W) ERP
Band 12 5MHz	23155 713.5	QPSK	1	0	0	22.84	0.197	3
				12		23.11	0.210	3
				24		22.91	0.200	3
			12	0	1	22.18	0.169	3
				6		22.15	0.168	3
				13		22.17	0.169	3
			25	0		22.18	0.169	3
		16-QAM	1	0	1	22.31	0.175	3
				12		22.84	0.197	3
				24		22.47	0.181	3
			12	0	2	21.17	0.134	3
				6		21.12	0.133	3
				13		21.16	0.134	3
			25	0		21.15	0.134	3

Band	Channel Freq. (MHz)	Modulation	RB No.	RB offset	MPR	Conducted Output Power (dBm)	RF Output Power (W) ERP	Limit (W) ERP
Band 12 10MHz	23060 704	QPSK	1	0	0	23.02	0.206	3
				24		23.15	0.212	3
				49		22.93	0.201	3
			25	0	1	22.12	0.167	3
				12		22.14	0.168	3
				25		22.15	0.168	3
			50	0		22.20	0.170	3
		16-QAM	1	0	1	22.56	0.185	3
				24		22.86	0.198	3
				49		22.30	0.174	3
			25	0	2	21.05	0.131	3
				12		21.06	0.131	3
				25		21.09	0.132	3
			50	0		21.17	0.134	3
	23095 707.5	QPSK	1	0	0	23.08	0.208	3
				24		23.29	0.219	3
				49		23.11	0.210	3
			25	0	1	22.02	0.163	3
				12		21.98	0.162	3
				25		22.00	0.163	3
			50	0		21.99	0.162	3
		16-QAM	1	0	1	21.64	0.150	3
				24		22.11	0.167	3
				49		21.91	0.159	3
			25	0	2	21.19	0.135	3
				12		21.14	0.133	3
				25		21.08	0.132	3
			50	0		21.03	0.130	3

Band	Channel Freq. (MHz)	Modulation	RB No.	RB offset	MPR	Conducted Output Power (dBm)	RF Output Power (W) ERP	Limit (W) ERP
Band 12 10MHz	23130 711	QPSK	1	0	0	23.06	0.207	3
				24		23.14	0.211	3
				49		23.02	0.206	3
			25	0	1	21.97	0.161	3
				12		22.04	0.164	3
				25		22.09	0.166	3
			50	0		22.13	0.167	3
		16-QAM	1	0	1	22.26	0.173	3
				24		22.30	0.174	3
				49		22.25	0.172	3
			25	0	2	21.05	0.131	3
				12		21.08	0.132	3
				25		21.14	0.133	3
			50	0		21.08	0.132	3

Product	Module		
Test Item	RF Output Power		
Test Mode	Mode 5: LTE Band 13		
Date of Test	2019/12/03	Test Site	SR12-H
Temperature (°C)	22.0°C	Humidity (%RH)	60%RH

Band	Channel Freq. (MHz)	Modulation	RB No.	RB offset	MPR	Conducted Output Power (dBm)	RF Output Power (W) ERP	Limit (W) ERP
Band 13 5MHz	23205 779.5	QPSK	1	0	0	23.08	0.208	3
				12		23.16	0.212	3
				24		23.12	0.210	3
			12	0	1	22.10	0.166	3
				6		22.06	0.165	3
				13		21.98	0.162	3
			25	0		21.97	0.161	3
		16-QAM	1	0	1	21.71	0.152	3
				12		21.80	0.155	3
				24		21.73	0.153	3
			12	0	2	21.15	0.134	3
				6		21.08	0.132	3
				13		21.03	0.130	3
			25	0		21.14	0.133	3
	23230 782	QPSK	1	0	0	23.02	0.206	3
				12		23.16	0.212	3
				24		22.96	0.203	3
			12	0	1	21.99	0.162	3
				6		22.03	0.164	3
				13		22.08	0.166	3
			25	0		22.02	0.163	3
		16-QAM	1	0	1	21.60	0.148	3
				12		22.10	0.166	3
				24		21.79	0.155	3
			12	0	2	20.87	0.125	3
				6		20.90	0.126	3
				13		20.94	0.127	3
			25	0		20.99	0.129	3

Band	Channel Freq. (MHz)	Modulation	RB No.	RB offset	MPR	Conducted Output Power (dBm)	RF Output Power (W) ERP	Limit (W) ERP
Band 13 5MHz	23255 784.5	QPSK	1	0	0	22.89	0.200	3
				12		23.05	0.207	3
				24		22.76	0.194	3
			12	0	1	22.07	0.165	3
				6		22.10	0.166	3
				13		22.12	0.167	3
			25	0		21.94	0.160	3
		16-QAM	1	0	1	22.67	0.190	3
				12		22.77	0.194	3
				24		22.46	0.181	3
			12	0	2	21.03	0.130	3
				6		21.07	0.131	3
				13		21.13	0.133	3
			25	0		20.96	0.128	3

Band	Channel Freq. (MHz)	Modulation	RB No.	RB offset	MPR	Conducted Output Power (dBm)	RF Output Power (W) ERP	Limit (W) ERP
Band 13 10MHz	23230 782	QPSK	1	0	0	23.13	0.211	3
				24		23.37	0.223	3
				49		23.06	0.207	3
			25	0	1	22.04	0.164	3
				12		22.02	0.163	3
				25		22.01	0.163	3
			50	0		21.96	0.161	3
		16-QAM	1	0	1	22.32	0.175	3
				24		22.54	0.184	3
				49		22.46	0.181	3
			25	0	2	20.91	0.126	3
				12		20.98	0.129	3
				25		21.06	0.131	3
			50	0		21.17	0.134	3

Product	Module		
Test Item	RF Output Power		
Test Mode	Mode 6: LTE Band 25		
Date of Test	2019/12/04	Test Site	SR12-H
Temperature (°C)	23.0°C	Humidity (%RH)	59%RH

Band	Channel Freq. (MHz)	Modulation	RB No.	RB offset	MPR	Conducted Output Power (dBm)	RF Output Power (W) EIRP	Limit (W) EIRP
Band 25 1.4MHz	26047 1850.7	QPSK	1	0	0	23.24	0.321	2
				2		23.36	0.330	2
				5		23.32	0.327	2
			3	0	0	23.22	0.320	2
				1		23.19	0.318	2
				3		23.15	0.315	2
			6	0	1	22.15	0.250	2
		16-QAM	1	0	1	22.01	0.242	2
				2		22.08	0.246	2
				5		21.94	0.238	2
			3	0	1	22.04	0.244	2
				1		22.01	0.242	2
				3		21.96	0.239	2
			6	0	2	21.07	0.195	2
	26365 1882.5	QPSK	1	0	0	23.42	0.335	2
				2		23.50	0.341	2
				5		23.46	0.338	2
			3	0	0	23.34	0.329	2
				1		23.30	0.326	2
				3		23.33	0.328	2
			6	0	1	22.36	0.262	2
		16-QAM	1	0	1	22.14	0.249	2
				2		22.21	0.254	2
				5		22.07	0.245	2
			3	0	1	22.05	0.244	2
				1		22.04	0.244	2
				3		22.01	0.242	2
			6	0	2	21.21	0.201	2

Band	Channel Freq. (MHz)	Modulation	RB No.	RB offset	MPR	Conducted Output Power (dBm)	RF Output Power (W) EIRP	Limit (W) EIRP
Band 25 1.4MHz	26683 1914.3	QPSK	1	0	0	23.13	0.313	2
				2		23.45	0.337	2
				5		23.24	0.321	2
			3	0	0	23.16	0.316	2
				1		23.22	0.320	2
				3		23.35	0.330	2
			6	0	1	22.47	0.269	2
		16-QAM	1	0	1	22.64	0.280	2
				2		22.83	0.292	2
				5		22.46	0.269	2
			3	0	1	22.23	0.255	2
				1		22.30	0.259	2
				3		22.45	0.268	2
			6	0	2	21.31	0.206	2

Band	Channel Freq. (MHz)	Modulation	RB No.	RB offset	MPR	Conducted Output Power (dBm)	RF Output Power (W) EIRP	Limit (W) EIRP
Band 25 3MHz	26055 1851.5	QPSK	1	0	0	23.01	0.305	2
				7		23.17	0.316	2
				14		23.12	0.313	2
			8	0	1	22.26	0.256	2
				4		22.22	0.254	2
				7		22.16	0.251	2
			15	0	1	22.17	0.251	2
		16-QAM	1	0	1	22.42	0.266	2
				7		22.59	0.277	2
				14		22.51	0.272	2
			8	0	2	21.07	0.195	2
				4		21.14	0.198	2
				7		21.30	0.206	2
			15	0	2	21.27	0.204	2
	26365 1882.5	QPSK	1	0	0	23.18	0.317	2
				7		23.30	0.326	2
				14		23.22	0.320	2
			8	0	1	22.47	0.269	2
				4		22.41	0.265	2
				7		22.38	0.264	2
			15	0	1	22.39	0.264	2
		16-QAM	1	0	1	22.48	0.270	2
				7		22.57	0.275	2
				14		22.49	0.270	2
			8	0	2	21.35	0.208	2
				4		21.31	0.206	2
				7		21.34	0.207	2
			15	0	2	21.34	0.207	2

Band	Channel Freq. (MHz)	Modulation	RB No.	RB offset	MPR	Conducted Output Power (dBm)	RF Output Power (W) EIRP	Limit (W) EIRP
Band 25 3MHz	26675 1913.5	QPSK	1	0	0	23.39	0.333	2
				7		23.48	0.340	2
				14		23.42	0.335	2
			8	0	1	22.47	0.269	2
				4		22.45	0.268	2
				7		22.48	0.270	2
			15	0	1	22.55	0.274	2
		16-QAM	1	0	1	22.25	0.256	2
				7		22.42	0.266	2
				14		22.38	0.264	2
			8	0	2	21.39	0.210	2
				4		21.44	0.212	2
				7		21.53	0.217	2
			15	0	2	21.57	0.219	2

Band	Channel Freq. (MHz)	Modulation	RB No.	RB offset	MPR	Conducted Output Power (dBm)	RF Output Power (W) EIRP	Limit (W) EIRP
Band 25 5MHz	26065 1852.5	QPSK	1	0	0	22.96	0.301	2
				12		23.20	0.318	2
				24		23.14	0.314	2
			12	0	1	22.06	0.245	2
				6		22.12	0.248	2
				13		22.20	0.253	2
			25	0		22.16	0.251	2
		16-QAM	1	0	1	21.51	0.216	2
				12		22.02	0.243	2
				24		21.95	0.239	2
			12	0	2	21.17	0.200	2
				6		21.22	0.202	2
				13		21.35	0.208	2
			25	0		21.16	0.199	2
	26365 1882.5	QPSK	1	0	0	22.98	0.303	2
				12		23.11	0.312	2
				24		23.07	0.309	2
			12	0	1	22.38	0.264	2
				6		22.33	0.261	2
				13		22.30	0.259	2
			25	0		22.30	0.259	2
		16-QAM	1	0	1	21.94	0.238	2
				12		22.02	0.243	2
				24		21.95	0.239	2
			12	0	2	21.32	0.207	2
				6		21.22	0.202	2
				13		21.17	0.200	2
			25	0		21.33	0.207	2

Band	Channel Freq. (MHz)	Modulation	RB No.	RB offset	MPR	Conducted Output Power (dBm)	RF Output Power (W) EIRP	Limit (W) EIRP
Band 25 5MHz	26665 1912.5	QPSK	1	0	0	22.82	0.292	2
				12		23.27	0.324	2
				24		23.11	0.312	2
			12	0	1	22.11	0.248	2
				6		22.20	0.253	2
				13		22.27	0.257	2
			25	0		22.29	0.258	2
		16-QAM	1	0	1	22.64	0.280	2
				12		22.92	0.299	2
				24		22.88	0.296	2
			12	0	2	21.14	0.198	2
				6		21.23	0.202	2
				13		21.40	0.210	2
			25	0		21.24	0.203	2

Band	Channel Freq. (MHz)	Modulation	RB No.	RB offset	MPR	Conducted Output Power (dBm)	RF Output Power (W) EIRP	Limit (W) EIRP
Band 25 10MHz	26090 1855	QPSK	1	0	0	22.79	0.290	2
				24		23.11	0.312	2
				49		22.91	0.298	2
			25	0	1	22.23	0.255	2
				12		22.22	0.254	2
				25		22.19	0.252	2
			50	0		22.30	0.259	2
		16-QAM	1	0	1	22.52	0.272	2
				24		22.75	0.287	2
				49		22.54	0.274	2
			25	0	2	21.33	0.207	2
				12		21.30	0.206	2
				25		21.28	0.205	2
			50	0		21.26	0.204	2
	26365 1882.5	QPSK	1	0	0	23.31	0.327	2
				24		23.59	0.348	2
				49		23.26	0.323	2
			25	0	1	22.38	0.264	2
				12		22.35	0.262	2
				25		22.37	0.263	2
			50	0		22.34	0.261	2
		16-QAM	1	0	1	22.34	0.261	2
				24		22.38	0.264	2
				49		22.13	0.249	2
			25	0	2	21.56	0.218	2
				12		21.53	0.217	2
				25		21.52	0.216	2
			50	0		21.38	0.209	2

Band	Channel Freq. (MHz)	Modulation	RB No.	RB offset	MPR	Conducted Output Power (dBm)	RF Output Power (W) EIRP	Limit (W) EIRP
Band 25 10MHz	26640 1910	QPSK	1	0	0	23.15	0.315	2
				24		23.48	0.340	2
				49		23.32	0.327	2
			25	0	1	22.35	0.262	2
				12		22.41	0.265	2
				25		22.48	0.270	2
			50	0		22.36	0.262	2
		16-QAM	1	0	1	22.57	0.275	2
				24		22.64	0.280	2
				49		22.54	0.274	2
			25	0	2	21.42	0.211	2
				12		21.47	0.214	2
				25		21.58	0.219	2
			50	0		21.31	0.206	2

Band	Channel Freq. (MHz)	Modulation	RB No.	RB offset	MPR	Conducted Output Power (dBm)	RF Output Power (W) EIRP	Limit (W) EIRP
Band 25 15MHz	26115 1857.5	QPSK	1	0	0	22.74	0.286	2
				37		23.09	0.310	2
				74		22.97	0.302	2
			36	0	1	22.00	0.242	2
				19		22.03	0.243	2
				39		22.07	0.245	2
			75	0		22.02	0.243	2
		16-QAM	1	0	1	22.23	0.255	2
				37		22.58	0.276	2
				74		22.42	0.266	2
			36	0	2	21.14	0.198	2
				19		21.12	0.197	2
				39		21.08	0.195	2
			75	0		21.18	0.200	2
	26365 1882.5	QPSK	1	0	0	22.86	0.294	2
				37		23.15	0.315	2
				74		22.84	0.293	2
			36	0	1	22.28	0.258	2
				19		22.24	0.255	2
				39		22.19	0.252	2
			75	0		22.26	0.256	2
		16-QAM	1	0	1	21.98	0.240	2
				37		22.05	0.244	2
				74		21.95	0.239	2
			36	0	2	21.05	0.194	2
				19		21.07	0.195	2
				39		21.09	0.196	2
			75	0		21.24	0.203	2

Band	Channel Freq. (MHz)	Modulation	RB No.	RB offset	MPR	Conducted Output Power (dBm)	RF Output Power (W) EIRP	Limit (W) EIRP
Band 25 15MHz	26615 1907.5	QPSK	1	0	0	23.04	0.307	2
				37		23.19	0.318	2
				74		23.10	0.311	2
			36	0	1	22.34	0.261	2
				19		22.32	0.260	2
				39		22.27	0.257	2
			75	0		22.17	0.251	2
		16-QAM	1	0	1	22.61	0.278	2
				37		22.73	0.286	2
				74		22.65	0.281	2
			36	0	2	21.35	0.208	2
				19		21.30	0.206	2
				39		21.24	0.203	2
			75	0		21.30	0.206	2

Band	Channel Freq. (MHz)	Modulation	RB No.	RB offset	MPR	Conducted Output Power (dBm)	RF Output Power (W) EIRP	Limit (W) EIRP
Band 25 20MHz	26140 1860	QPSK	1	0	0	22.85	0.294	2
				49		23.27	0.324	2
				99		22.86	0.294	2
			50	0	1	22.04	0.244	2
				25		22.01	0.242	2
				50		22.02	0.243	2
			100	0		21.97	0.240	2
		16-QAM	1	0	1	22.32	0.260	2
				49		22.87	0.295	2
				99		22.35	0.262	2
			50	0	2	21.24	0.203	2
				25		21.25	0.203	2
				50		21.28	0.205	2
			100	0		21.24	0.203	2
	26365 1882.5	QPSK	1	0	0	22.71	0.284	2
				49		23.14	0.314	2
				99		22.84	0.293	2
			50	0	1	22.26	0.256	2
				25		22.23	0.255	2
				50		22.22	0.254	2
			100	0		22.30	0.259	2
		16-QAM	1	0	1	22.40	0.265	2
				49		22.61	0.278	2
				99		22.38	0.264	2
			50	0	2	21.20	0.201	2
				25		21.24	0.203	2
				50		21.26	0.204	2
			100	0		21.25	0.203	2

Band	Channel Freq. (MHz)	Modulation	RB No.	RB offset	MPR	Conducted Output Power (dBm)	RF Output Power (W) EIRP	Limit (W) EIRP
Band 25 20MHz	26590 1905	QPSK	1	0	0	23.37	0.331	2
				49		23.52	0.343	2
				99		23.41	0.334	2
			50	0	1	22.28	0.258	2
				25		22.24	0.255	2
				50		22.18	0.252	2
			100	0		22.16	0.251	2
		16-QAM	1	0	1	22.00	0.242	2
				49		22.06	0.245	2
				99		21.96	0.239	2
			50	0	2	21.39	0.210	2
				25		21.32	0.207	2
				50		21.25	0.203	2
			100	0		21.28	0.205	2

Product	Module		
Test Item	RF Output Power (Part 22)		
Test Mode	Mode 7: LTE Band 26		
Date of Test	2019/12/05	Test Site	SR12-H
Temperature (°C)	22.0°C	Humidity (%RH)	60%RH

Band	Channel Freq. (MHz)	Modulation	RB No.	RB offset	MPR	Conducted Output Power (dBm)	RF Output Power (W) ERP	Limit (W) ERP
Band 26 1.4MHz	26797 824.7	QPSK	1	0	0	23.40	0.224	7
				2		23.64	0.237	7
				5		23.59	0.234	7
			3	0	0	23.27	0.218	7
				1		23.33	0.221	7
				3		23.45	0.227	7
			6	0	1	22.33	0.175	7
		16-QAM	1	0	1	22.07	0.165	7
				2		22.23	0.171	7
				5		22.10	0.166	7
			3	0	1	22.32	0.175	7
				1		22.40	0.178	7
				3		22.58	0.186	7
			6	0	2	21.23	0.136	7
	26915 836.5	QPSK	1	0	0	23.24	0.216	7
				2		23.40	0.224	7
				5		23.32	0.220	7
			3	0	0	23.22	0.215	7
				1		23.24	0.216	7
				3		23.25	0.217	7
			6	0	1	22.18	0.169	7
		16-QAM	1	0	1	22.23	0.171	7
				2		22.54	0.184	7
				5		22.39	0.178	7
			3	0	1	22.18	0.169	7
				1		22.15	0.168	7
				3		22.13	0.167	7
			6	0	2	21.05	0.131	7

Band	Channel Freq. (MHz)	Modulation	RB No.	RB offset	MPR	Conducted Output Power (dBm)	RF Output Power (W) ERP	Limit (W) ERP
Band 26 1.4MHz	27033 848.3	QPSK	1	0	0	23.43	0.226	7
				2		23.46	0.228	7
				5		23.36	0.222	7
			3	0	0	23.35	0.222	7
				1		23.28	0.218	7
				3		23.18	0.213	7
			6	0	1	22.17	0.169	7
		16-QAM	1	0	1	22.09	0.166	7
				2		22.12	0.167	7
				5		22.00	0.163	7
			3	0	1	22.33	0.175	7
				1		22.26	0.173	7
				3		22.22	0.171	7
			6	0	2	21.12	0.133	7

Band	Channel Freq. (MHz)	Modulation	RB No.	RB offset	MPR	Conducted Output Power (dBm)	RF Output Power (W) ERP	Limit (W) ERP
Band 26 3MHz	26805 825.5	QPSK	1	0	0	23.24	0.216	7
				7		23.40	0.224	7
				14		23.31	0.220	7
			8	0	1	22.35	0.176	7
				4		22.34	0.176	7
				7		22.33	0.175	7
			15	0	1	22.34	0.176	7
		16-QAM	1	0	1	22.24	0.172	7
				7		22.75	0.193	7
				14		22.47	0.181	7
			8	0	2	21.33	0.139	7
				4		21.35	0.140	7
				7		21.41	0.142	7
			15	0	2	21.55	0.147	7
	26915 836.5	QPSK	1	0	0	23.40	0.224	7
				7		23.47	0.228	7
				14		23.42	0.225	7
			8	0	1	22.37	0.177	7
				4		22.31	0.175	7
				7		22.20	0.170	7
			15	0	1	22.35	0.176	7
		16-QAM	1	0	1	22.17	0.169	7
				7		22.26	0.173	7
				14		22.04	0.164	7
			8	0	2	21.23	0.136	7
				4		21.18	0.135	7
				7		21.11	0.132	7
			15	0	2	21.38	0.141	7

Band	Channel Freq. (MHz)	Modulation	RB No.	RB offset	MPR	Conducted Output Power (dBm)	RF Output Power (W) ERP	Limit (W) ERP
Band 26 3MHz	27025 847.5	QPSK	1	0	0	23.25	0.217	7
				7		23.30	0.219	7
				14		23.22	0.215	7
			8	0	1	22.39	0.178	7
				4		22.41	0.179	7
				7		22.46	0.181	7
			15	0	1	22.29	0.174	7
		16-QAM	1	0	1	22.40	0.178	7
				7		22.44	0.180	7
				14		22.38	0.177	7
			8	0	2	21.63	0.149	7
				4		21.59	0.148	7
				7		21.53	0.146	7
			15	0	2	21.37	0.141	7

Band	Channel Freq. (MHz)	Modulation	RB No.	RB offset	MPR	Conducted Output Power (dBm)	RF Output Power (W) ERP	Limit (W) ERP
Band 26 5MHz	26815 826.5	QPSK	1	0	0	23.09	0.209	7
				12		23.14	0.211	7
				24		23.05	0.207	7
			12	0	1	22.30	0.174	7
				6		22.35	0.176	7
				13		22.38	0.177	7
			25	0		22.34	0.176	7
		16-QAM	1	0	1	21.63	0.149	7
				12		22.19	0.170	7
				24		22.15	0.168	7
			12	0	2	21.33	0.139	7
				6		21.39	0.141	7
				13		21.44	0.143	7
			25	0		21.42	0.142	7
	26915 836.5	QPSK	1	0	0	23.18	0.213	7
				12		23.11	0.210	7
				24		23.14	0.211	7
			12	0	1	22.36	0.177	7
				6		22.32	0.175	7
				13		22.24	0.172	7
			25	0		22.36	0.177	7
		16-QAM	1	0	1	22.01	0.163	7
				12		21.88	0.158	7
				24		21.91	0.159	7
			12	0	2	21.32	0.139	7
				6		21.28	0.138	7
				13		21.14	0.133	7
			25	0		21.33	0.139	7

Band	Channel Freq. (MHz)	Modulation	RB No.	RB offset	MPR	Conducted Output Power (dBm)	RF Output Power (W) ERP	Limit (W) ERP
Band 26 5MHz	27015 846.5	QPSK	1	0	0	23.17	0.213	7
				12		23.35	0.222	7
				24		22.95	0.202	7
			12	0	1	22.45	0.180	7
				6		22.36	0.177	7
				13		22.21	0.171	7
			25	0		22.33	0.175	7
		16-QAM	1	0	1	22.87	0.199	7
				12		22.53	0.184	7
				24		22.76	0.194	7
			12	0	2	21.51	0.145	7
				6		21.48	0.144	7
				13		21.43	0.143	7
			25	0		21.32	0.139	7

Band	Channel Freq. (MHz)	Modulation	RB No.	RB offset	MPR	Conducted Output Power (dBm)	RF Output Power (W) ERP	Limit (W) ERP
Band 26 10MHz	26840 829	QPSK	1	0	0	23.12	0.210	7
				24		23.26	0.217	7
				49		23.14	0.211	7
			25	0	1	22.36	0.177	7
				12		22.37	0.177	7
				25		22.41	0.179	7
			50	0		22.42	0.179	7
		16-QAM	1	0	1	22.55	0.185	7
				24		22.88	0.199	7
				49		22.66	0.189	7
			25	0	2	21.33	0.139	7
				12		21.39	0.141	7
				25		21.43	0.143	7
			50	0		21.42	0.142	7
	26915 836.5	QPSK	1	0	0	23.24	0.216	7
				24		23.53	0.231	7
				49		23.47	0.228	7
			25	0	1	22.38	0.177	7
				12		22.35	0.176	7
				25		22.30	0.174	7
			50	0		22.37	0.177	7
		16-QAM	1	0	1	22.56	0.185	7
				24		22.77	0.194	7
				49		22.69	0.191	7
			25	0	2	21.54	0.146	7
				12		21.47	0.144	7
				25		21.44	0.143	7
			50	0		21.46	0.144	7

Band	Channel Freq. (MHz)	Modulation	RB No.	RB offset	MPR	Conducted Output Power (dBm)	RF Output Power (W) ERP	Limit (W) ERP
Band 26 10MHz	26990 844	QPSK	1	0	0	23.52	0.231	7
				24		23.72	0.242	7
				49		23.38	0.223	7
			25	0	1	22.40	0.178	7
				12		22.37	0.177	7
				25		22.39	0.178	7
			50	0		22.41	0.179	7
		16-QAM	1	0	1	22.23	0.171	7
				24		22.48	0.182	7
				49		22.20	0.170	7
			25	0	2	21.57	0.147	7
				12		21.50	0.145	7
				25		21.42	0.142	7
			50	0		21.32	0.139	7

Band	Channel Freq. (MHz)	Modulation	RB No.	RB offset	MPR	Conducted Output Power (dBm)	RF Output Power (W) ERP	Limit (W) ERP
Band 26 15MHz	26865 831.5	QPSK	1	0	0	23.11	0.210	7
				37		23.32	0.220	7
				74		23.14	0.211	7
			36	0	1	22.40	0.178	7
				19		22.41	0.179	7
				39		22.43	0.179	7
			75	0		22.28	0.173	7
		16-QAM	1	0	1	22.26	0.173	7
				37		22.58	0.186	7
				74		22.24	0.172	7
			36	0	2	21.39	0.141	7
				19		21.38	0.141	7
				39		21.34	0.140	7
			75	0		21.35	0.140	7
	26915 836.5	QPSK	1	0	0	23.21	0.215	7
				37		23.24	0.216	7
				74		23.18	0.213	7
			36	0	1	22.33	0.175	7
				19		22.30	0.174	7
				39		22.28	0.173	7
			75	0		22.30	0.174	7
		16-QAM	1	0	1	22.21	0.171	7
				37		22.33	0.175	7
				74		22.18	0.169	7
			36	0	2	21.36	0.140	7
				19		21.33	0.139	7
				39		21.37	0.141	7
			75	0		21.53	0.146	7

Band	Channel Freq. (MHz)	Modulation	RB No.	RB offset	MPR	Conducted Output Power (dBm)	RF Output Power (W) ERP	Limit (W) ERP
Band 26 15MHz	26965 841.5	QPSK	1	0	0	23.31	0.220	7
				37		23.37	0.223	7
				74		23.16	0.212	7
			36	0	1	22.24	0.172	7
				19		22.28	0.173	7
				39		22.30	0.174	7
			75	0		22.30	0.174	7
		16-QAM	1	0	1	22.27	0.173	7
				37		22.45	0.180	7
				74		21.95	0.161	7
			36	0	2	21.32	0.139	7
				19		21.30	0.138	7
				39		21.29	0.138	7
			75	0		21.27	0.137	7

Product	Module		
Test Item	RF Output Power (Part 90)		
Test Mode	Mode 7: LTE Band 26		
Date of Test	2019/12/04	Test Site	SR12-H
Temperature (°C)	23.0°C	Humidity (%RH)	59%RH

Band	Channel Freq. (MHz)	Modulation	RB No.	RB offset	MPR	Conducted Output Power (dBm)	RF Output Power (W) ERP	Limit (W) ERP
Band 26 1.4MHz	26697 814.7	QPSK	1	0	0	23.47	0.228	100
				2		23.55	0.232	100
				5		23.49	0.229	100
			3	0	0	23.36	0.222	100
				1		23.33	0.221	100
				3		23.32	0.220	100
			6	0	1	22.32	0.175	100
		16-QAM	1	0	1	22.12	0.167	100
				2		22.21	0.171	100
				5		22.44	0.180	100
			3	0	1	22.31	0.175	100
				1		22.36	0.177	100
				3		22.37	0.177	100
			6	0	2	21.34	0.140	100
	26740 819	QPSK	1	0	0	23.56	0.233	100
				2		23.65	0.238	100
				5		23.60	0.235	100
			3	0	0	23.28	0.218	100
				1		23.27	0.218	100
				3		23.26	0.217	100
			6	0	1	22.38	0.177	100
		16-QAM	1	0	1	22.12	0.167	100
				2		22.16	0.169	100
				5		22.03	0.164	100
			3	0	1	22.53	0.184	100
				1		22.50	0.182	100
				3		22.51	0.183	100
			6	0	2	21.13	0.133	100

Band	Channel Freq. (MHz)	Modulation	RB No.	RB offset	MPR	Conducted Output Power (dBm)	RF Output Power (W) ERP	Limit (W) ERP
Band 26 1.4MHz	26783 823.3	QPSK	1	0	0	23.36	0.222	100
				2		23.55	0.232	100
				5		23.34	0.221	100
			3	0	0	23.23	0.216	100
				1		23.26	0.217	100
				3		23.24	0.216	100
			6	0	1	22.18	0.169	100
		16-QAM	1	0	1	22.03	0.164	100
				2		22.16	0.169	100
				5		21.88	0.158	100
			3	0	1	22.43	0.179	100
				1		22.41	0.179	100
				3		22.37	0.177	100
			6	0	2	21.30	0.138	100

Band	Channel Freq. (MHz)	Modulation	RB No.	RB offset	MPR	Conducted Output Power (dBm)	RF Output Power (W) ERP	Limit (W) ERP
Band 26 3MHz	26705 815.5	QPSK	1	0	0	23.23	0.216	100
				7		23.40	0.224	100
				14		23.37	0.223	100
			8	0	1	22.25	0.172	100
				4		22.29	0.174	100
				7		22.36	0.177	100
			15	0	1	22.42	0.179	100
		16-QAM	1	0	1	22.14	0.168	100
				7		22.32	0.175	100
				14		22.29	0.174	100
			8	0	2	21.37	0.141	100
				4		21.40	0.142	100
				7		21.44	0.143	100
			15	0	2	21.37	0.141	100
	26740 819	QPSK	1	0	0	23.38	0.223	100
				7		23.43	0.226	100
				14		23.34	0.221	100
			8	0	1	22.26	0.173	100
				4		22.30	0.174	100
				7		22.37	0.177	100
			15	0	1	22.37	0.177	100
		16-QAM	1	0	1	22.24	0.172	100
				7		22.28	0.173	100
				14		22.07	0.165	100
			8	0	2	21.23	0.136	100
				4		21.27	0.137	100
				7		21.34	0.140	100
			15	0	2	21.45	0.143	100

Band	Channel Freq. (MHz)	Modulation	RB No.	RB offset	MPR	Conducted Output Power (dBm)	RF Output Power (W) ERP	Limit (W) ERP
Band 26 3MHz	26775 822.5	QPSK	1	0	0	23.26	0.217	100
				7		23.37	0.223	100
				14		23.22	0.215	100
			8	0	1	22.30	0.174	100
				4		22.29	0.174	100
				7		22.25	0.172	100
			15	0	1	22.33	0.175	100
		16-QAM	1	0	1	22.40	0.178	100
				7		22.46	0.181	100
				14		22.39	0.178	100
			8	0	2	21.32	0.139	100
				4		21.30	0.138	100
				7		21.27	0.137	100
			15	0	2	21.44	0.143	100

Band	Channel Freq. (MHz)	Modulation	RB No.	RB offset	MPR	Conducted Output Power (dBm)	RF Output Power (W) ERP	Limit (W) ERP
Band 26 5MHz	26715 816.5	QPSK	1	0	0	23.22	0.215	100
				12		23.29	0.219	100
				24		23.13	0.211	100
			12	0	1	22.26	0.173	100
				6		22.31	0.175	100
				13		22.37	0.177	100
			25	0		22.29	0.174	100
		16-QAM	1	0	1	21.83	0.156	100
				12		22.04	0.164	100
				24		21.82	0.156	100
			12	0	2	21.21	0.136	100
				6		21.24	0.136	100
				13		21.33	0.139	100
			25	0		21.28	0.138	100
	26740 819	QPSK	1	0	0	23.20	0.214	100
				12		23.26	0.217	100
				24		23.21	0.215	100
			12	0	1	22.39	0.178	100
				6		22.36	0.177	100
				13		22.32	0.175	100
			25	0		22.29	0.174	100
		16-QAM	1	0	1	22.02	0.163	100
				12		22.27	0.173	100
				24		22.10	0.166	100
			12	0	2	21.29	0.138	100
				6		21.30	0.138	100
				13		21.34	0.140	100
			25	0		21.37	0.141	100

Band	Channel Freq. (MHz)	Modulation	RB No.	RB offset	MPR	Conducted Output Power (dBm)	RF Output Power (W) ERP	Limit (W) ERP
Band 26 5MHz	26765 821.5	QPSK	1	0	0	23.25	0.217	100
				12		23.32	0.220	100
				24		23.17	0.213	100
			12	0	1	22.37	0.177	100
				6		22.33	0.175	100
				13		22.24	0.172	100
			25	0		22.20	0.170	100
		16-QAM	1	0	1	22.55	0.185	100
				12		22.59	0.186	100
				24		22.52	0.183	100
			12	0	2	21.41	0.142	100
				6		21.35	0.140	100
				13		21.27	0.137	100
			25	0		21.16	0.134	100

Band	Channel Freq. (MHz)	Modulation	RB No.	RB offset	MPR	Conducted Output Power (dBm)	RF Output Power (W) ERP	Limit (W) ERP
Band 26 10MHz	26740 819	QPSK	1	0	0	23.25	0.217	100
				24		23.58	0.234	100
				49		23.15	0.212	100
			25	0	1	22.36	0.177	100
				12		22.39	0.178	100
				25		22.40	0.178	100
			50	0		22.29	0.174	100
		16-QAM	1	0	1	22.29	0.174	100
				24		22.49	0.182	100
				49		22.26	0.173	100
			25	0	2	21.38	0.141	100
				12		21.35	0.140	100
				25		21.33	0.139	100
			50	0		21.45	0.143	100

Product	Module		
Test Item	RF Output Power		
Test Mode	Mode 8: LTE Band 66		
Date of Test	2019/12/06	Test Site	SR12-H
Temperature (°C)	22.0°C	Humidity (%RH)	61%RH

Band	Channel Freq. (MHz)	Modulation	RB No.	RB offset	MPR	Conducted Output Power (dBm)	RF Output Power (W) EIRP	Limit (W) EIRP
Band 66 1.4MHz	131979 1710.7	QPSK	1	0	0	21.24	0.203	1
				2		23.32	0.327	1
				5		23.21	0.319	1
			3	0	0	22.96	0.301	1
				1		23.00	0.304	1
				3		23.08	0.310	1
			6	0	1	22.04	0.244	1
		16-QAM	1	0	1	21.89	0.236	1
				2		21.96	0.239	1
				5		21.87	0.234	1
			3	0	1	22.13	0.249	1
				1		22.06	0.245	1
				3		21.93	0.238	1
			6	0	2	21.17	0.200	1
	132322 1745	QPSK	1	0	0	22.72	0.285	1
				2		22.97	0.302	1
				5		22.78	0.289	1
			3	0	0	22.66	0.281	1
				1		22.71	0.284	1
				3		22.79	0.290	1
			6	0	1	21.84	0.233	1
		16-QAM	1	0	1	21.53	0.217	1
				2		21.71	0.226	1
				5		21.61	0.221	1
			3	0	1	22.04	0.244	1
				1		22.06	0.245	1
				3		22.09	0.247	1
			6	0	2	20.61	0.175	1

Band	Channel Freq. (MHz)	Modulation	RB No.	RB offset	MPR	Conducted Output Power (dBm)	RF Output Power (W) EIRP	Limit (W) EIRP
Band 66 1.4MHz	132665 1779.3	QPSK	1	0	0	22.74	0.286	1
				2		22.82	0.292	1
				5		22.71	0.284	1
			3	0	0	22.72	0.285	1
				1		22.70	0.284	1
				3		22.69	0.283	1
			6	0	1	21.61	0.221	1
		16-QAM	1	0	1	21.93	0.238	1
				2		21.96	0.239	1
				5		21.90	0.236	1
			3	0	1	21.44	0.212	1
				1		21.48	0.214	1
				3		21.55	0.218	1
			6	0	2	20.81	0.184	1

Band	Channel Freq. (MHz)	Modulation	RB No.	RB offset	MPR	Conducted Output Power (dBm)	RF Output Power (W) EIRP	Limit (W) EIRP
Band 66 3MHz	131987 1711.5	QPSK	1	0	0	22.92	0.299	1
				7		23.04	0.307	1
				14		22.96	0.301	1
			8	0	1	22.12	0.248	1
				4		22.13	0.249	1
				7		22.16	0.251	1
			15	0	1	22.13	0.249	1
		16-QAM	1	0	1	22.39	0.264	1
				7		22.45	0.268	1
				14		22.41	0.265	1
			8	0	2	21.16	0.199	1
				4		21.13	0.198	1
				7		21.10	0.196	1
			15	0	2	21.18	0.200	1
	132322 1745	QPSK	1	0	0	22.84	0.293	1
				7		23.00	0.304	1
				14		22.88	0.296	1
			8	0	1	21.85	0.233	1
				4		21.83	0.232	1
				7		21.86	0.234	1
			15	0	1	21.90	0.236	1
		16-QAM	1	0	1	21.62	0.221	1
				7		21.72	0.226	1
				14		21.65	0.223	1
			8	0	2	20.75	0.181	1
				4		20.76	0.182	1
				7		20.78	0.182	1
			15	0	2	20.86	0.186	1

Band	Channel Freq. (MHz)	Modulation	RB No.	RB offset	MPR	Conducted Output Power (dBm)	RF Output Power (W) EIRP	Limit (W) EIRP
Band 66 3MHz	132657 1778.5	QPSK	1	0	0	22.48	0.270	1
				7		22.56	0.275	1
				14		22.33	0.261	1
			8	0	1	21.61	0.221	1
				4		21.63	0.222	1
				7		21.66	0.223	1
			15	0	1	21.65	0.223	1
		16-QAM	1	0	1	21.74	0.228	1
				7		21.79	0.230	1
				14		21.75	0.228	1
			8	0	2	20.92	0.188	1
				4		20.90	0.187	1
				7		20.87	0.186	1
			15	0	2	20.57	0.174	1

Band	Channel Freq. (MHz)	Modulation	RB No.	RB offset	MPR	Conducted Output Power (dBm)	RF Output Power (W) EIRP	Limit (W) EIRP
Band 66 5MHz	131997 1712.5	QPSK	1	0	0	23.02	0.305	1
				12		23.12	0.313	1
				24		22.94	0.300	1
			12	0	1	22.15	0.250	1
				6		22.10	0.247	1
				13		22.04	0.244	1
			25	0		22.10	0.247	1
		16-QAM	1	0	1	21.45	0.213	1
				12		21.84	0.233	1
				24		21.72	0.226	1
			12	0	2	21.08	0.195	1
				6		21.05	0.194	1
				13		21.00	0.192	1
			25	0		21.16	0.199	1
	132322 1745	QPSK	1	0	0	22.71	0.284	1
				12		22.79	0.290	1
				24		22.66	0.281	1
			12	0	1	21.88	0.235	1
				6		21.85	0.233	1
				13		21.82	0.232	1
			25	0		21.76	0.229	1
		16-QAM	1	0	1	21.53	0.217	1
				12		22.00	0.242	1
				24		21.56	0.218	1
			12	0	2	20.71	0.179	1
				6		20.67	0.178	1
				13		20.60	0.175	1
			25	0		20.84	0.185	1

Band	Channel Freq. (MHz)	Modulation	RB No.	RB offset	MPR	Conducted Output Power (dBm)	RF Output Power (W) EIRP	Limit (W) EIRP
Band 66 5MHz	132647 1777.5	QPSK	1	0	0	22.45	0.268	1
				12		22.53	0.273	1
				24		22.48	0.270	1
			12	0	1	21.66	0.223	1
				6		21.63	0.222	1
				13		21.58	0.219	1
			25	0		21.51	0.216	1
		16-QAM	1	0	1	21.23	0.202	1
				12		21.32	0.207	1
				24		21.16	0.199	1
			12	0	2	20.66	0.177	1
				6		20.52	0.172	1
				13		20.44	0.169	1
			25	0		20.65	0.177	1

Band	Channel Freq. (MHz)	Modulation	RB No.	RB offset	MPR	Conducted Output Power (dBm)	RF Output Power (W) EIRP	Limit (W) EIRP
Band 66 10MHz	132022 1715	QPSK	1	0	0	22.94	0.300	1
				24		23.05	0.308	1
				49		22.91	0.298	1
			25	0	1	22.12	0.248	1
				12		22.07	0.245	1
				25		21.98	0.240	1
			50	0		22.03	0.243	1
		16-QAM	1	0	1	22.36	0.262	1
				24		22.48	0.270	1
				49		22.31	0.259	1
			25	0	2	21.04	0.194	1
				12		21.07	0.195	1
				25		21.12	0.197	1
			50	0		21.02	0.193	1
	132322 1745	QPSK	1	0	0	23.13	0.313	1
				24		23.22	0.320	1
				49		23.02	0.305	1
			25	0	1	21.87	0.234	1
				12		21.84	0.233	1
				25		21.86	0.234	1
			50	0		21.87	0.234	1
		16-QAM	1	0	1	22.42	0.266	1
				24		22.44	0.267	1
				49		22.27	0.257	1
			25	0	2	21.08	0.195	1
				12		21.02	0.193	1
				25		20.98	0.191	1
			50	0		20.79	0.183	1

Band	Channel Freq. (MHz)	Modulation	RB No.	RB offset	MPR	Conducted Output Power (dBm)	RF Output Power (W) EIRP	Limit (W) EIRP
Band 66 10MHz	132622 1775	QPSK	1	0	0	22.59	0.277	1
				24		22.72	0.285	1
				49		22.61	0.278	1
			25	0	1	21.72	0.226	1
				12		21.70	0.225	1
				25		21.64	0.222	1
			50	0		21.56	0.218	1
		16-QAM	1	0	1	21.93	0.238	1
				24		22.14	0.249	1
				49		21.83	0.232	1
			25	0	2	20.76	0.182	1
				12		20.73	0.180	1
				25		20.61	0.175	1
			50	0		20.67	0.178	1

Band	Channel Freq. (MHz)	Modulation	RB No.	RB offset	MPR	Conducted Output Power (dBm)	RF Output Power (W) EIRP	Limit (W) EIRP
Band 66 15MHz	132047 1717.5	QPSK	1	0	0	22.92	0.299	1
				37		22.96	0.301	1
				74		22.93	0.299	1
			36	0	1	21.96	0.239	1
				19		22.01	0.242	1
				39		22.09	0.247	1
			75	0		22.14	0.249	1
		16-QAM	1	0	1	22.37	0.263	1
				37		22.44	0.267	1
				74		22.31	0.259	1
			36	0	2	20.96	0.190	1
				19		21.01	0.192	1
				39		21.08	0.195	1
			75	0		21.09	0.196	1
	132322 1745	QPSK	1	0	0	22.88	0.296	1
				37		22.94	0.300	1
				74		22.81	0.291	1
			36	0	1	21.93	0.238	1
				19		21.88	0.235	1
				39		21.77	0.229	1
			75	0		21.73	0.227	1
		16-QAM	1	0	1	21.78	0.230	1
				37		22.04	0.244	1
				74		21.89	0.236	1
			36	0	2	20.85	0.185	1
				19		20.81	0.184	1
				39		20.72	0.180	1
			75	0		20.82	0.184	1

Band	Channel Freq. (MHz)	Modulation	RB No.	RB offset	MPR	Conducted Output Power (dBm)	RF Output Power (W) EIRP	Limit (W) EIRP
Band 66 15MHz	132597 1772.5	QPSK	1	0	0	22.70	0.284	1
				37		22.84	0.293	1
				74		22.61	0.278	1
			36	0	1	21.73	0.227	1
				19		21.70	0.225	1
				39		21.65	0.223	1
			75	0		21.66	0.223	1
		16-QAM	1	0	1	21.88	0.235	1
				37		21.14	0.198	1
				74		21.96	0.239	1
			36	0	2	20.62	0.176	1
				19		20.61	0.175	1
				39		20.64	0.177	1
			75	0		20.64	0.177	1

Band	Channel Freq. (MHz)	Modulation	RB No.	RB offset	MPR	Conducted Output Power (dBm)	RF Output Power (W) EIRP	Limit (W) EIRP
Band 66 20MHz	132072 1720	QPSK	1	0	0	22.83	0.292	1
				49		23.10	0.311	1
				99		22.96	0.301	1
			50	0	1	21.95	0.239	1
				25		22.03	0.243	1
				50		22.17	0.251	1
			100	0		22.00	0.242	1
		16-QAM	1	0	1	22.38	0.264	1
				49		22.57	0.275	1
				99		22.50	0.271	1
			50	0	2	21.08	0.195	1
				25		21.14	0.198	1
				50		21.24	0.203	1
			100	0		21.07	0.195	1
	132322 1745	QPSK	1	0	0	22.80	0.290	1
				49		23.03	0.306	1
				99		22.77	0.288	1
			50	0	1	21.98	0.240	1
				25		21.92	0.237	1
				50		21.87	0.234	1
			100	0		21.80	0.231	1
		16-QAM	1	0	1	22.36	0.262	1
				49		22.42	0.266	1
				99		22.30	0.259	1
			50	0	2	20.91	0.188	1
				25		20.85	0.185	1
				50		20.82	0.184	1
			100	0		20.86	0.186	1

Band	Channel Freq. (MHz)	Modulation	RB No.	RB offset	MPR	Conducted Output Power (dBm)	RF Output Power (W) EIRP	Limit (W) EIRP
Band 66 20MHz	132572 1770	QPSK	1	0	0	22.40	0.265	1
				49		23.14	0.314	1
				99		22.77	0.288	1
			50	0	1	21.66	0.223	1
				25		21.67	0.224	1
				50		21.70	0.225	1
			100	0		21.59	0.220	1
		16-QAM	1	0	1	21.38	0.209	1
				49		21.58	0.219	1
				99		21.46	0.213	1
			50	0	2	20.77	0.182	1
				25		20.71	0.179	1
				50		20.58	0.174	1
			100	0		20.67	0.178	1

Product	Module		
Test Item	RF Output Power		
Test Mode	Mode 9: LTE Band 71		
Date of Test	2019/12/09	Test Site	SR12-H
Temperature (°C)	23.0°C	Humidity (%RH)	60%RH

Band	Channel Freq. (MHz)	Modulation	RB No.	RB offset	MPR	Conducted Output Power (dBm)	RF Output Power (W) ERP	Limit (W) ERP
Band 71 5MHz	133147 665.5	QPSK	1	0	0	23.10	0.209	3
				12		23.21	0.215	3
				24		23.12	0.210	3
			12	0	1	22.17	0.169	3
				6		22.19	0.170	3
				13		22.23	0.171	3
			25	0		22.22	0.171	3
		16-QAM	1	0	1	21.87	0.158	3
				12		22.31	0.175	3
				24		21.98	0.162	3
			12	0	2	21.18	0.135	3
				6		21.24	0.136	3
				13		21.31	0.139	3
			25	0		21.15	0.134	3
	133297 680.5	QPSK	1	0	0	22.92	0.201	3
				12		23.07	0.208	3
				24		23.02	0.206	3
			12	0	1	22.09	0.166	3
				6		22.11	0.167	3
				13		22.15	0.168	3
			25	0		22.20	0.170	3
		16-QAM	1	0	1	21.44	0.143	3
				12		21.68	0.151	3
				24		21.46	0.144	3
			12	0	2	21.03	0.130	3
				6		21.08	0.132	3
				13		21.15	0.134	3
			25	0		21.16	0.134	3

Band	Channel Freq. (MHz)	Modulation	RB No.	RB offset	MPR	Conducted Output Power (dBm)	RF Output Power (W) ERP	Limit (W) ERP
Band 71 5MHz	133447 695.5	QPSK	1	0	0	22.81	0.196	3
				12		23.02	0.206	3
				24		22.80	0.195	3
			12	0	1	22.18	0.169	3
				6		22.20	0.170	3
				13		22.21	0.171	3
			25	0		22.19	0.170	3
		16-QAM	1	0	1	21.65	0.150	3
				12		21.82	0.156	3
				24		21.68	0.151	3
			12	0	2	21.13	0.133	3
				6		21.16	0.134	3
				13		21.23	0.136	3
			25	0		21.11	0.132	3

Band	Channel Freq. (MHz)	Modulation	RB No.	RB offset	MPR	Conducted Output Power (dBm)	RF Output Power (W) ERP	Limit (W) ERP
Band 71 10MHz	133172 668	QPSK	1	0	0	22.68	0.190	3
				24		23.16	0.212	3
				49		23.02	0.206	3
			25	0	1	22.11	0.167	3
				12		22.12	0.167	3
				25		22.16	0.169	3
			50	0		22.14	0.168	3
		16-QAM	1	0	1	22.38	0.177	3
				24		22.61	0.187	3
				49		22.46	0.181	3
			25	0	2	21.06	0.131	3
				12		21.08	0.132	3
				25		21.11	0.132	3
			50	0		21.16	0.134	3
	133297 680.5	QPSK	1	0	0	23.04	0.207	3
				24		23.10	0.209	3
				49		23.01	0.205	3
			25	0	1	22.10	0.166	3
				12		22.11	0.167	3
				25		22.12	0.167	3
			50	0		22.10	0.166	3
		16-QAM	1	0	1	21.70	0.152	3
				24		22.18	0.169	3
				49		21.86	0.157	3
			25	0	2	21.07	0.131	3
				12		21.11	0.132	3
				25		21.13	0.133	3
			50	0		21.04	0.130	3

Band	Channel Freq. (MHz)	Modulation	RB No.	RB offset	MPR	Conducted Output Power (dBm)	RF Output Power (W) ERP	Limit (W) ERP
Band 71 10MHz	133421 693	QPSK	1	0	0	23.26	0.217	3
				24		23.45	0.227	3
				49		23.23	0.216	3
			25	0	1	22.14	0.168	3
				12		22.19	0.170	3
				25		22.29	0.174	3
			50	0		22.12	0.167	3
		16-QAM	1	0	1	21.81	0.156	3
				24		22.06	0.165	3
				49		21.94	0.160	3
			25	0	2	21.18	0.135	3
				12		21.16	0.134	3
				25		21.15	0.134	3
			50	0		21.03	0.130	3

Band	Channel Freq. (MHz)	Modulation	RB No.	RB offset	MPR	Conducted Output Power (dBm)	RF Output Power (W) ERP	Limit (W) ERP
Band 71 15MHz	133197 670.5	QPSK	1	0	0	22.82	0.196	3
				37		22.98	0.204	3
				74		22.87	0.199	3
			36	0	1	22.09	0.166	3
				19		22.11	0.167	3
				39		22.14	0.168	3
			75	0		22.06	0.165	3
		16-QAM	1	0	1	22.52	0.183	3
				37		22.64	0.188	3
				74		22.57	0.185	3
			36	0	2	21.15	0.134	3
				19		21.18	0.135	3
				39		21.21	0.136	3
			75	0		21.13	0.133	3
	133297 680.5	QPSK	1	0	0	23.10	0.209	3
				37		23.17	0.213	3
				74		23.13	0.211	3
			36	0	1	22.10	0.166	3
				19		22.08	0.166	3
				39		22.05	0.164	3
			75	0		22.02	0.163	3
		16-QAM	1	0	1	22.27	0.173	3
				37		22.44	0.180	3
				74		22.36	0.177	3
			36	0	2	21.04	0.130	3
				19		21.08	0.132	3
				39		21.18	0.135	3
			75	0		21.12	0.133	3

Band	Channel Freq. (MHz)	Modulation	RB No.	RB offset	MPR	Conducted Output Power (dBm)	RF Output Power (W) ERP	Limit (W) ERP
Band 71 15MHz	133397 690.5	QPSK	1	0	0	22.93	0.201	3
				37		23.07	0.208	3
				74		23.01	0.205	3
			36	0	1	22.14	0.168	3
				19		22.19	0.170	3
				39		22.26	0.173	3
			75	0		22.22	0.171	3
		16-QAM	1	0	1	22.32	0.175	3
				37		22.43	0.179	3
				74		22.22	0.171	3
			36	0	2	21.22	0.136	3
				19		21.20	0.135	3
				39		21.19	0.135	3
			75	0		21.21	0.136	3

Band	Channel Freq. (MHz)	Modulation	RB No.	RB offset	MPR	Conducted Output Power (dBm)	RF Output Power (W) ERP	Limit (W) ERP
Band 71 20MHz	133222 673	QPSK	1	0	0	22.48	0.182	3
				49		23.36	0.222	3
				99		23.00	0.205	3
			50	0	1	21.94	0.160	3
				25		22.00	0.163	3
				50		22.11	0.167	3
			100	0		22.07	0.165	3
		16-QAM	1	0	1	21.94	0.160	3
				49		22.86	0.198	3
				99		22.33	0.175	3
			50	0	2	21.17	0.134	3
				25		21.18	0.135	3
				50		21.20	0.135	3
			100	0		21.12	0.133	3
	133297 680.5	QPSK	1	0	0	23.09	0.209	3
				49		23.36	0.222	3
				99		23.07	0.208	3
			50	0	1	22.02	0.163	3
				25		21.96	0.161	3
				50		21.93	0.160	3
			100	0		21.99	0.162	3
		16-QAM	1	0	1	22.24	0.172	3
				49		22.79	0.195	3
				99		22.45	0.180	3
			50	0	2	20.97	0.128	3
				25		20.94	0.127	3
				50		20.96	0.128	3
			100	0		21.04	0.130	3

Band	Channel Freq. (MHz)	Modulation	RB No.	RB offset	MPR	Conducted Output Power (dBm)	RF Output Power (W) ERP	Limit (W) ERP
Band 71 20MHz	133371 688	QPSK	1	0	0	23.14	0.211	3
				49		23.40	0.224	3
				99		23.26	0.217	3
			50	0	1	21.98	0.162	3
				25		22.06	0.165	3
				50		22.17	0.169	3
			100	0		22.00	0.163	3
		16-QAM	1	0	1	21.24	0.136	3
				49		21.98	0.162	3
				99		21.89	0.158	3
			50	0	2	21.02	0.130	3
				25		21.01	0.129	3
				50		21.04	0.130	3
			100	0		20.97	0.128	3

4. Occupied Bandwidth

4.1. Test Setup

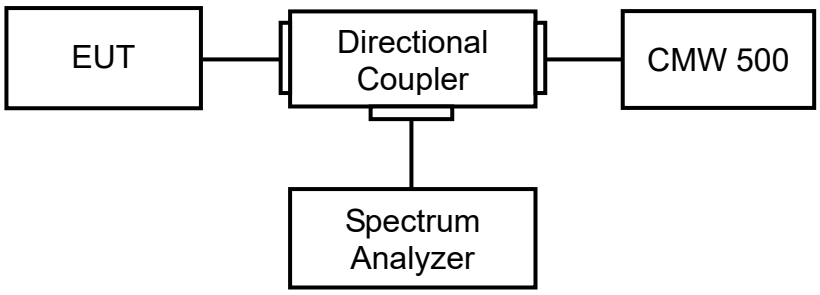

4.2. Test Procedure

1. The EUT was connected to Spectrum Analyzer and Base Station via power divider.
2. The RF output of EUT was connected to the spectrum analyzer by RF cable and attenuator. The path loss was compensated to the results for each measurement.
3. The 26 dB bandwidth and 99% occupied bandwidth of the low & middle & high channel for the highest RF powers were measured.

4.3. Test Method

KDB 971168 D01 Power Meas License Digital Systems v03 sub-clause 4.2 & 4.3
ANSI C63.26: 2015 Sub-clause 5.4.3 & 5.4.4

4.4. Test Result

Product	Module		
Test Item	Occupied Bandwidth		
Test Mode	Mode 1: LTE Band 2		
Date of Test	2019/12/10	Test Site	SR12-H
Temperature (°C)	23.0°C	Humidity (%RH)	56%RH

LTE Band 2_1RB Low/high					
Bandwidth (MHz)	Modulation	Frequency (MHz)	Measure Level (MHz)		Limit (MHz)
			26dB BW	99% BW	
1.4M	QPSK	1850.7	0.339	0.214	N/A
		1880	0.335	0.214	N/A
		1909.3	0.340	0.227	N/A
	16-QAM	1850.7	0.315	0.213	N/A
		1880	0.343	0.221	N/A
		1909.3	0.343	0.226	N/A
3M	QPSK	1851.5	0.326	0.217	N/A
		1880	0.323	0.213	N/A
		1908.5	0.331	0.216	N/A
	16-QAM	1851.5	0.315	0.212	N/A
		1880	0.330	0.210	N/A
		1908.5	0.353	0.221	N/A
5M	QPSK	1852.5	0.357	0.228	N/A
		1880	0.365	0.227	N/A
		1907.5	0.358	0.232	N/A
	16-QAM	1852.5	0.407	0.234	N/A
		1880	0.353	0.219	N/A
		1907.5	0.356	0.237	N/A
10M	QPSK	1855	0.346	0.251	N/A
		1880	0.378	0.241	N/A
		1905	0.372	0.239	N/A
	16-QAM	1855	0.356	0.237	N/A
		1880	0.374	0.239	N/A
		1905	0.388	0.233	N/A

LTE Band 2_1RB Low/high					
Bandwidth (MHz)	Modulation	Frequency (MHz)	Measure Level (MHz)		Limit (MHz)
			26dB BW	99% BW	
15M	QPSK	1857.5	0.405	0.245	N/A
		1880	0.393	0.257	N/A
		1902.5	0.378	0.269	N/A
	16-QAM	1857.5	0.420	0.254	N/A
		1880	0.420	0.269	N/A
		1902.5	0.402	0.263	N/A
20M	QPSK	1860	0.396	0.267	N/A
		1880	0.396	0.275	N/A
		1900	0.404	0.263	N/A
	16-QAM	1860	0.396	0.263	N/A
		1880	0.380	0.271	N/A
		1900	0.408	0.275	N/A

LTE Band 2_Full RB					
Bandwidth (MHz)	Modulation	Frequency (MHz)	Measure Level (MHz)		Limit (MHz)
			26dB BW	99% BW	
1.4M	QPSK	1850.7	1.299	1.089	N/A
		1880	1.284	1.104	N/A
		1909.3	1.329	1.093	N/A
	16-QAM	1850.7	1.291	1.099	N/A
		1880	1.311	1.095	N/A
		1909.3	1.283	1.096	N/A
3M	QPSK	1851.5	2.914	2.686	N/A
		1880	2.945	2.683	N/A
		1908.5	2.923	2.689	N/A
	16-QAM	1851.5	2.902	2.683	N/A
		1880	2.943	2.679	N/A
		1908.5	2.946	2.681	N/A
5M	QPSK	1852.5	4.884	4.469	N/A
		1880	4.894	4.462	N/A
		1907.5	4.885	4.478	N/A
	16-QAM	1852.5	4.850	4.467	N/A
		1880	4.916	4.472	N/A
		1907.5	4.875	4.479	N/A
10M	QPSK	1855	9.697	8.929	N/A
		1880	9.601	8.911	N/A
		1905	9.441	8.893	N/A
	16-QAM	1855	9.597	8.925	N/A
		1880	9.573	8.917	N/A
		1905	9.459	8.897	N/A

LTE Band 2_Full RB					
Bandwidth (MHz)	Modulation	Frequency (MHz)	Measure Level (MHz)		Limit (MHz)
			26dB BW	99% BW	
15M	QPSK	1857.5	14.521	13.405	N/A
		1880	14.347	13.354	N/A
		1902.5	14.359	13.318	N/A
	16-QAM	1857.5	14.446	13.402	N/A
		1880	14.431	13.363	N/A
		1902.5	14.398	13.357	N/A
20M	QPSK	1860	18.970	17.842	N/A
		1880	18.802	17.786	N/A
		1900	19.006	17.778	N/A
	16-QAM	1860	19.218	17.878	N/A
		1880	18.882	17.746	N/A
		1900	18.734	17.818	N/A

B2_CH18607_1.4M_QPSK_1RB0_26dB BW

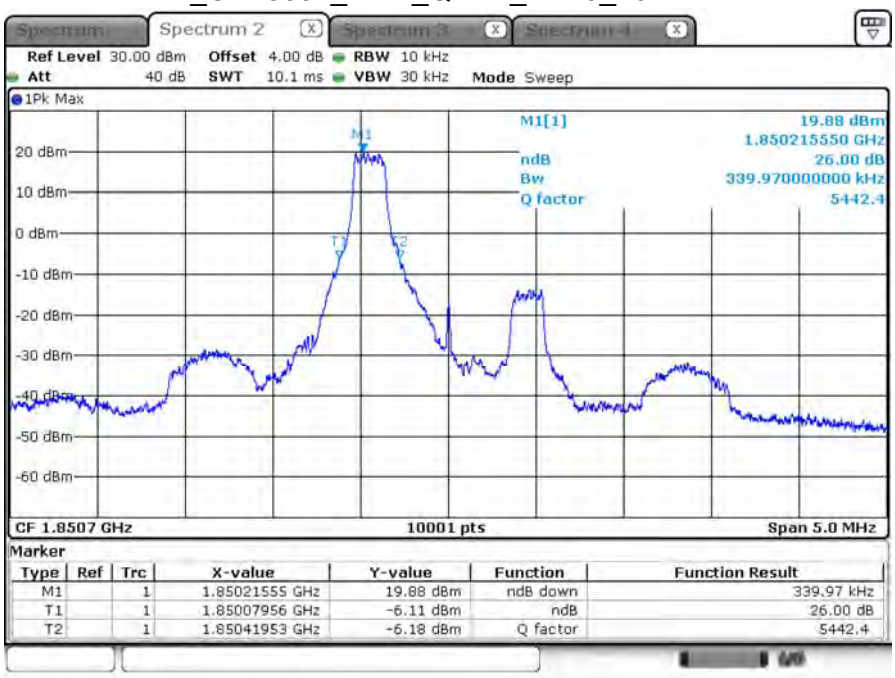

Date: 10.DEC.2019 08:20:03

B2_CH18607_1.4M_QPSK_6RB0_26dB BW

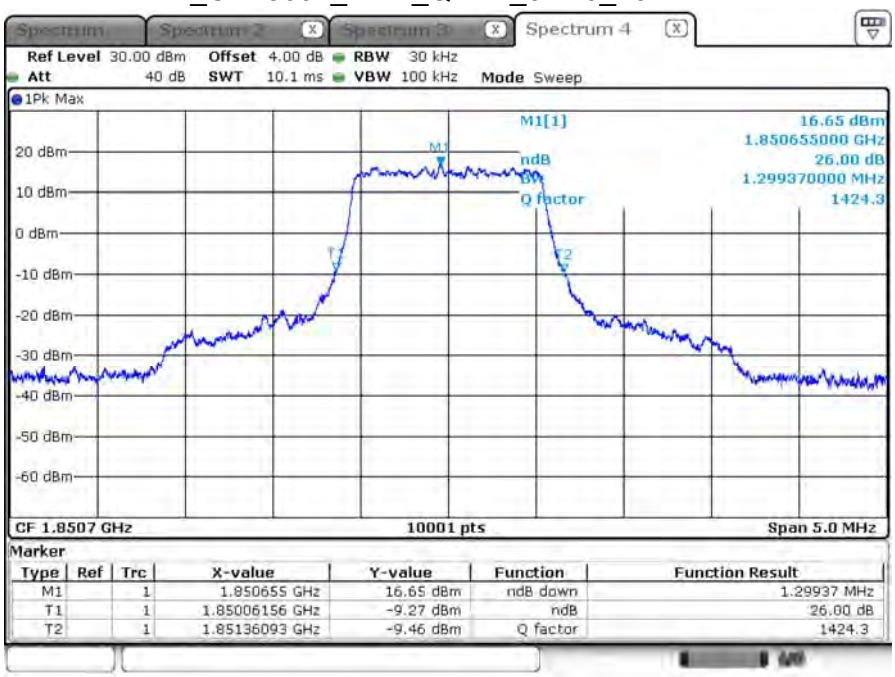

Date: 10.DEC.2019 08:25:39

B2_CH18607_1.4M_QPSK_1RB0_99% BW

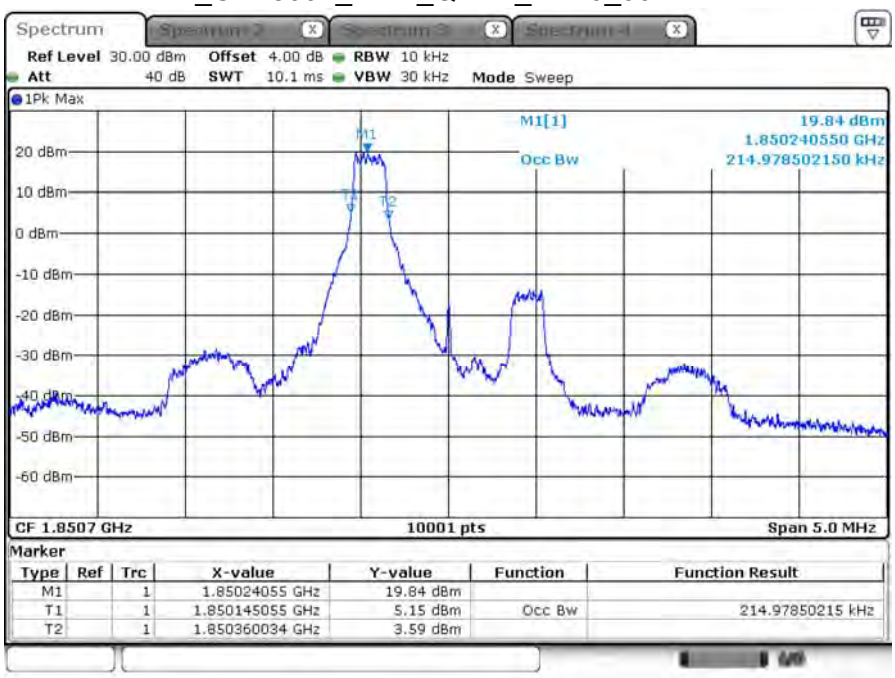

Date: 10.DEC.2019 08:17:50

B2_CH18607_1.4M_QPSK_6RB0_99% BW

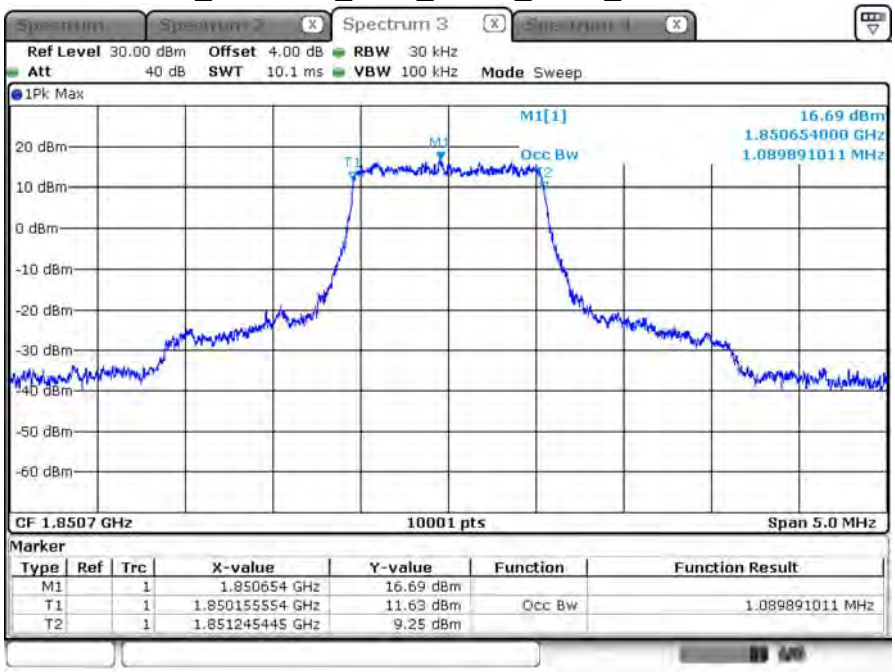

Date: 10.DEC.2019 08:26:03

B2_CH18607_1.4M_16-QAM_1RB0_26dB BW

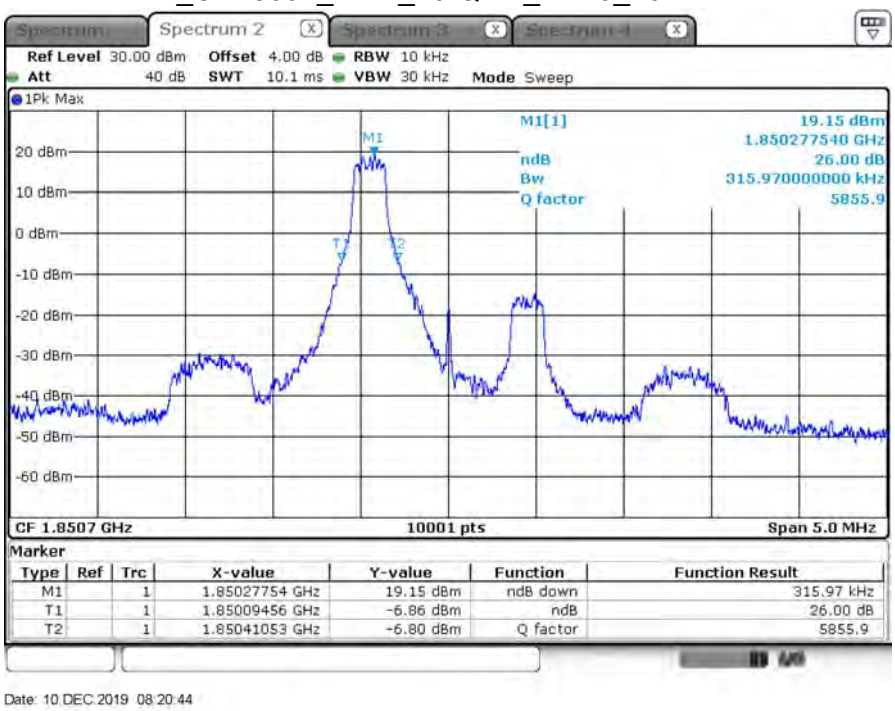

Date: 10.DEC.2019 08:20:44

B2_CH18607_1.4M_16-QAM_6RB0_26dB BW

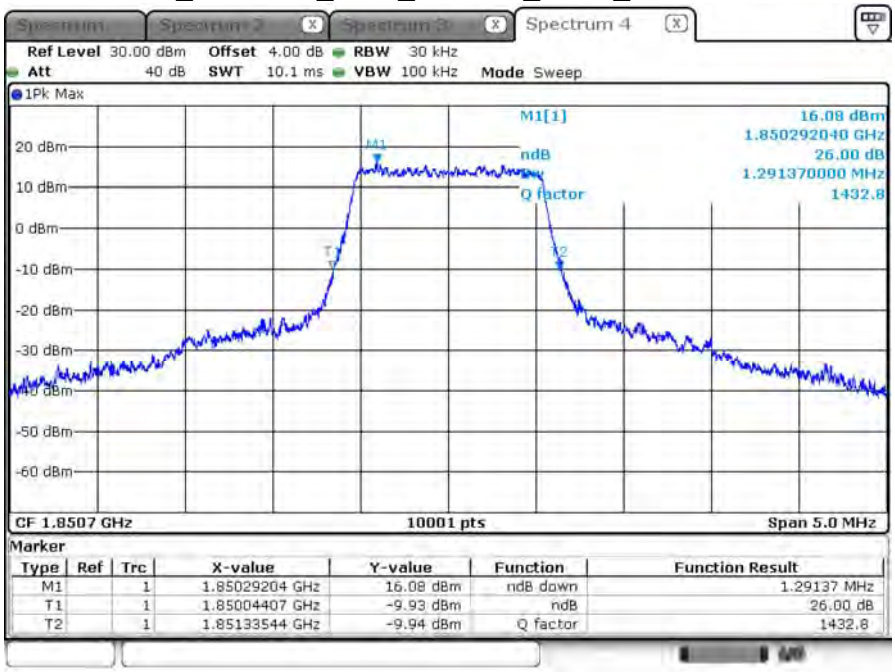

Date: 10.DEC.2019 08:24:39

B2_CH18607_1.4M_16-QAM_1RB0_99% BW

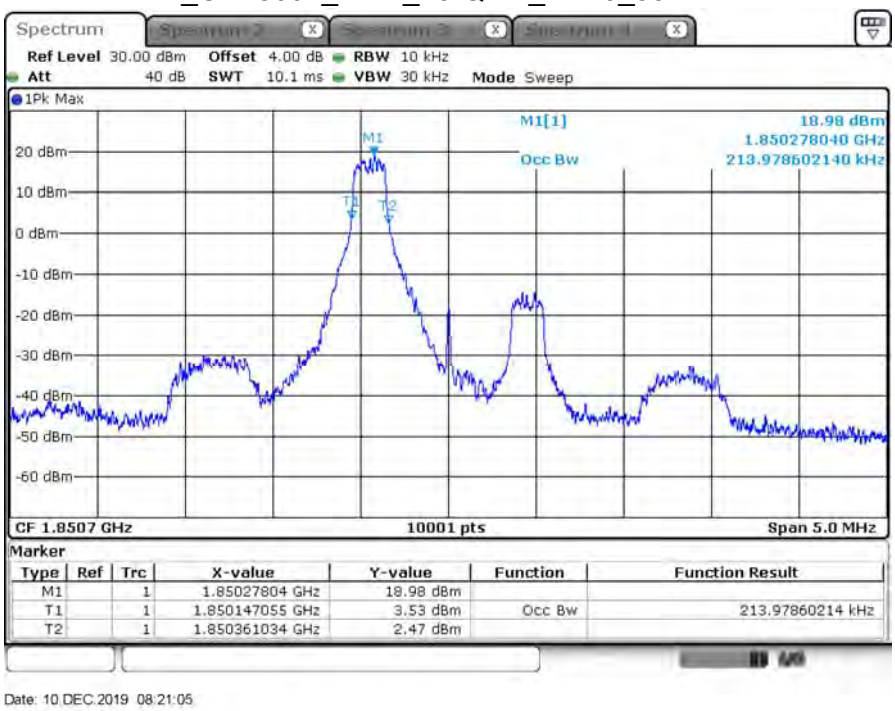

B2_CH18607_1.4M_16-QAM_6RB0_99% BW

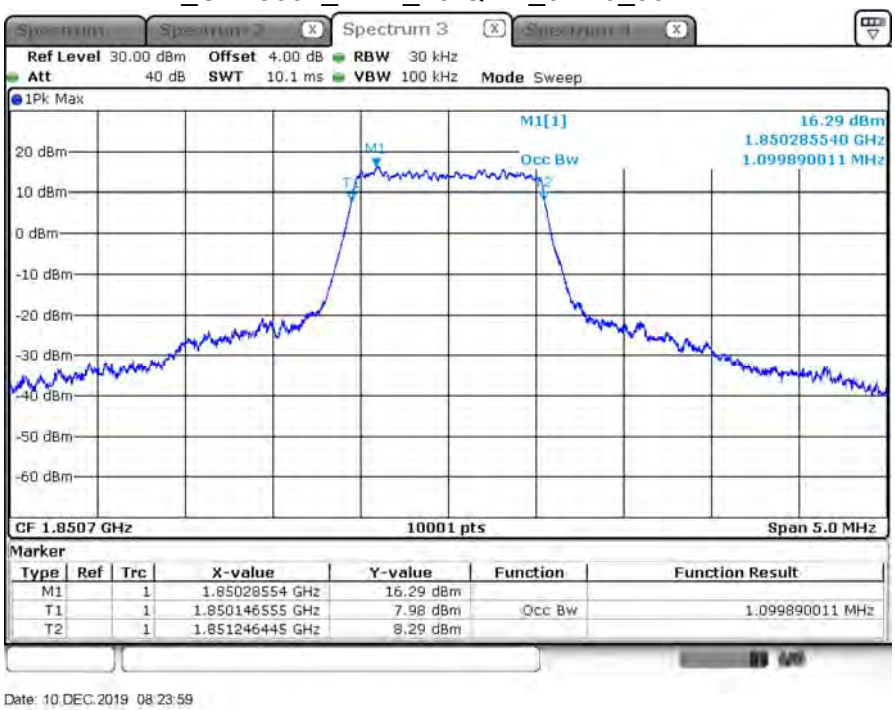

B2_CH18900_1.4M_QPSK_1RB0_26dB BW

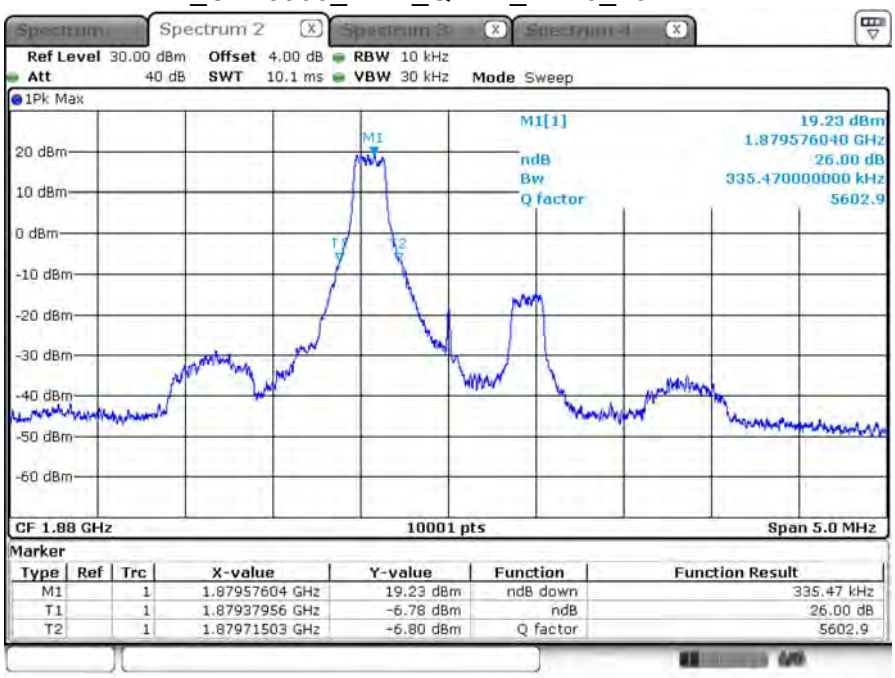

Date: 10.DEC.2019 08:48:42

B2_CH18900_1.4M_QPSK_6RB0_26dB BW

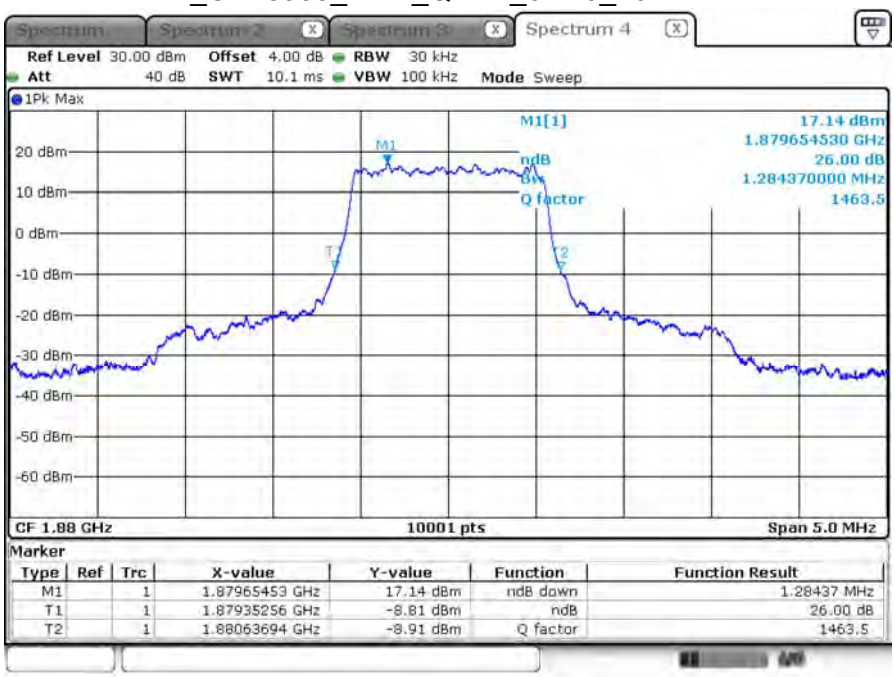

Date: 10.DEC.2019 08:42:42

B2_CH18900_1.4M_QPSK_1RB0_99% BW

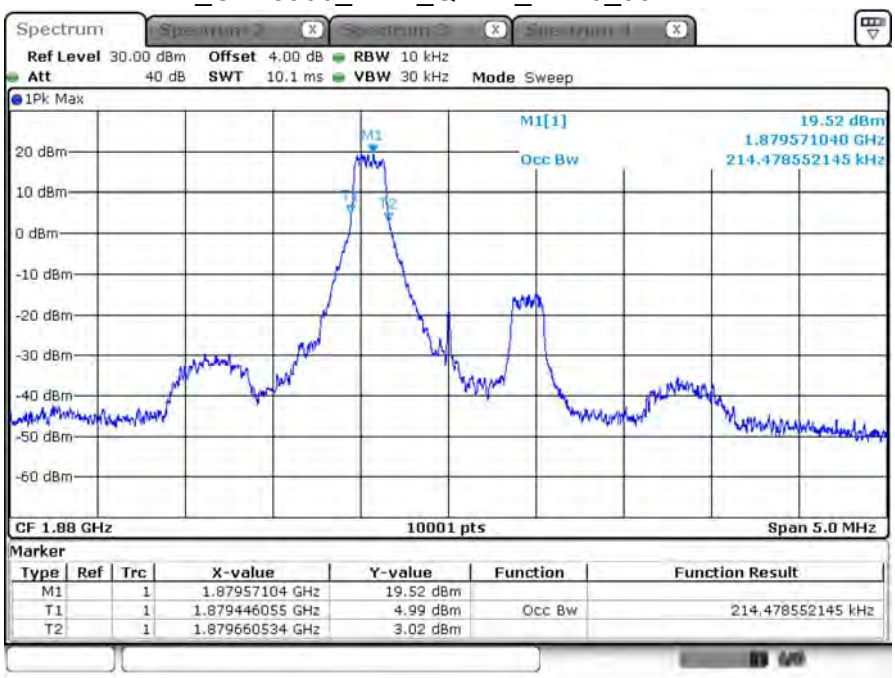

Date: 10.DEC.2019 08:49:04

B2_CH18900_1.4M_QPSK_6RB0_99% BW

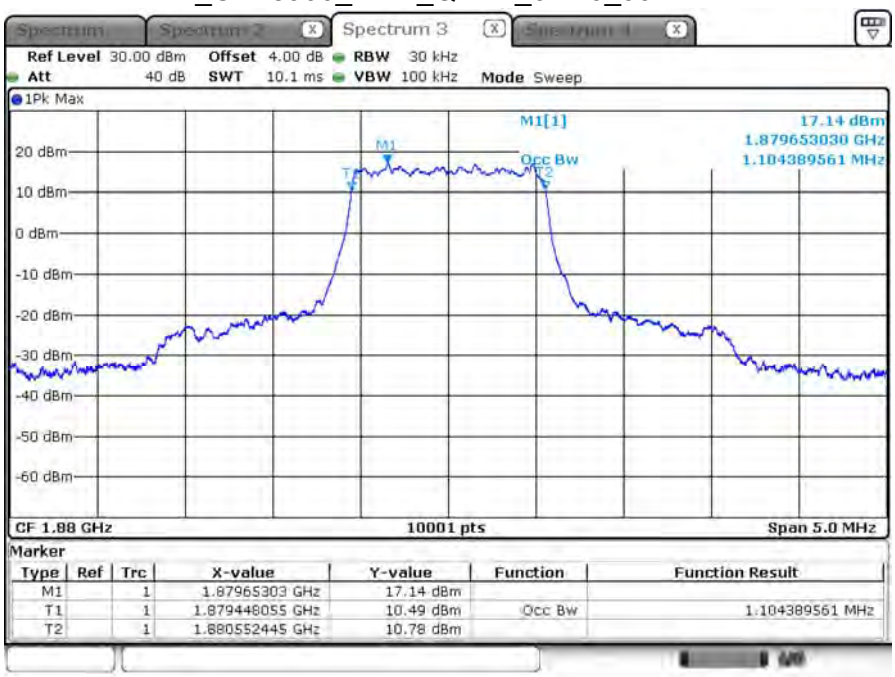

Date: 10.DEC.2019 08:36:17

B2_CH18900_1.4M_16-QAM_1RB0_26dB BW

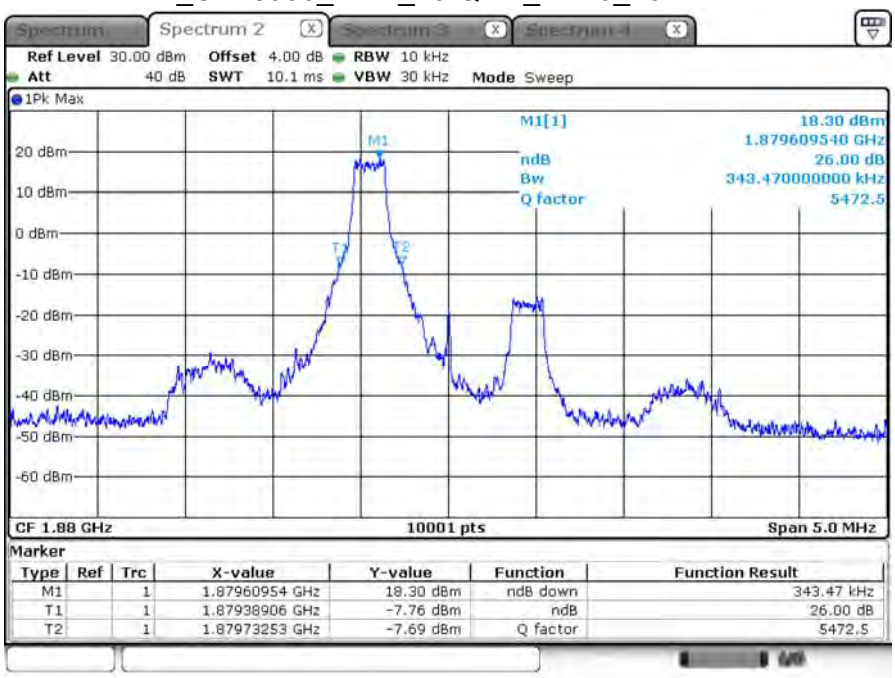

Date: 10.DEC.2019 08:47:50

B2_CH18900_1.4M_16-QAM_6RB0_26dB BW

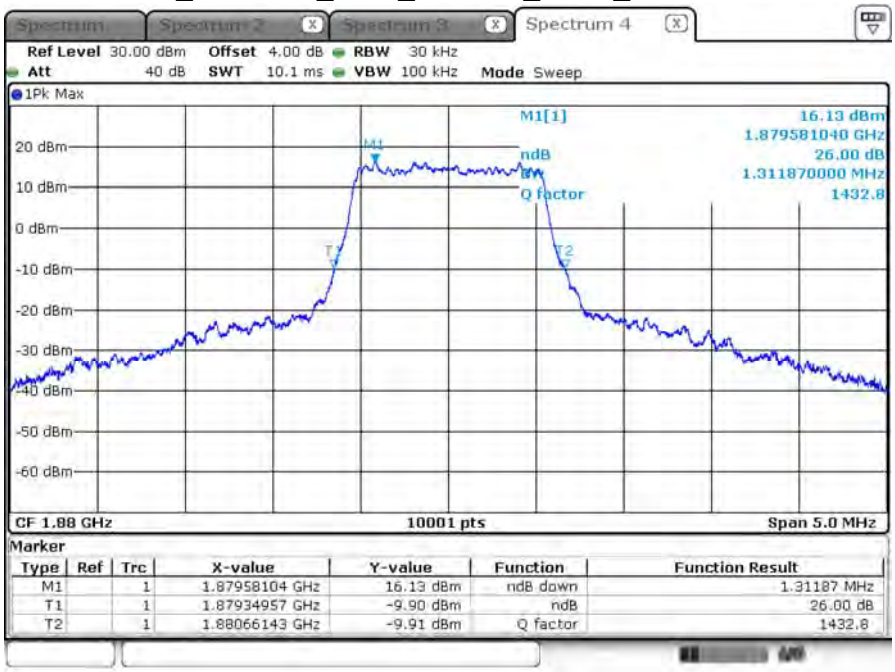

Date: 10.DEC.2019 08:44:24

B2_CH18900_1.4M_16-QAM_1RB0_99% BW

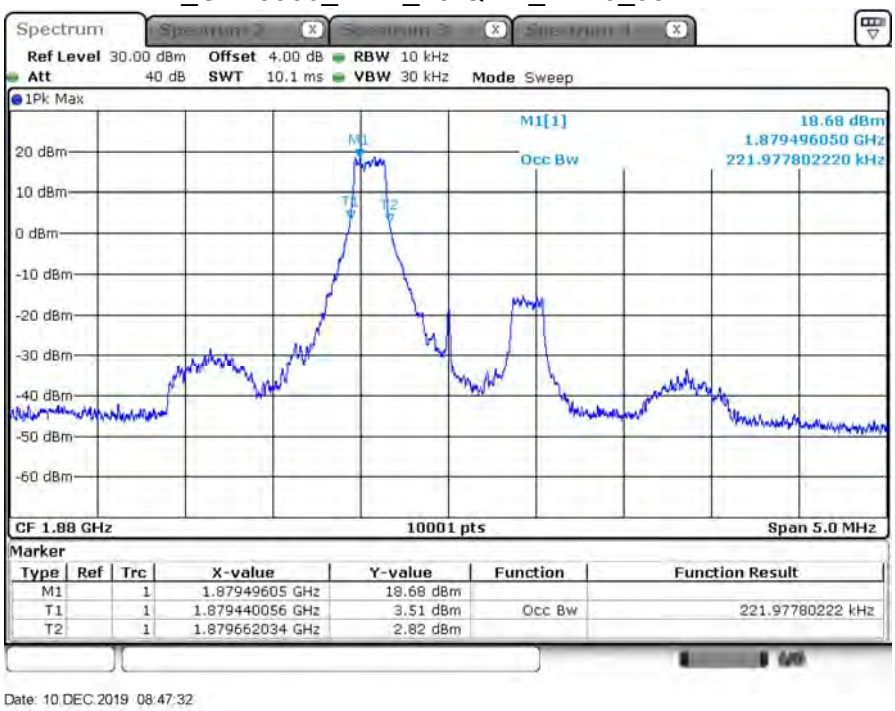

Date: 10.DEC.2019 08:47:32

B2_CH18900_1.4M_16-QAM_6RB0_99% BW

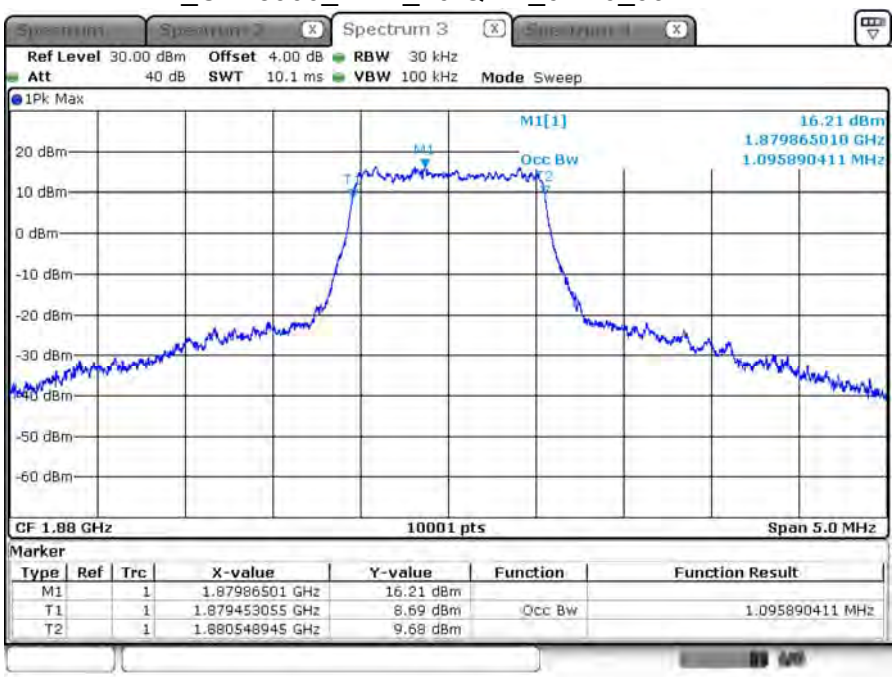

Date: 10.DEC.2019 08:46:03

B2_CH19193_1.4M_QPSK_1RB5_26dB BW

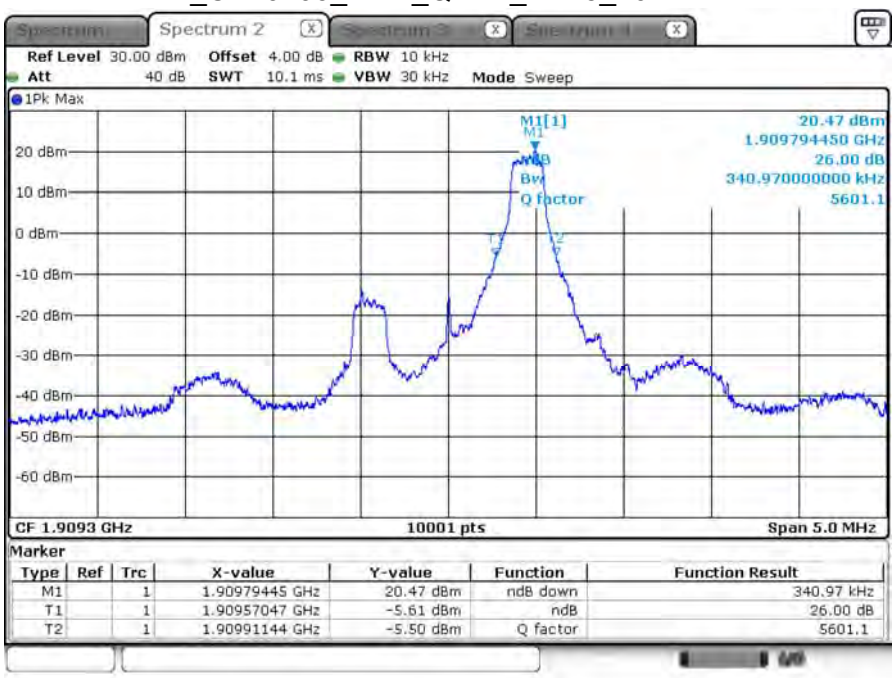

Date: 10.DEC.2019 09:10:40

B2_CH19193_1.4M_QPSK_6RB0_26dB BW

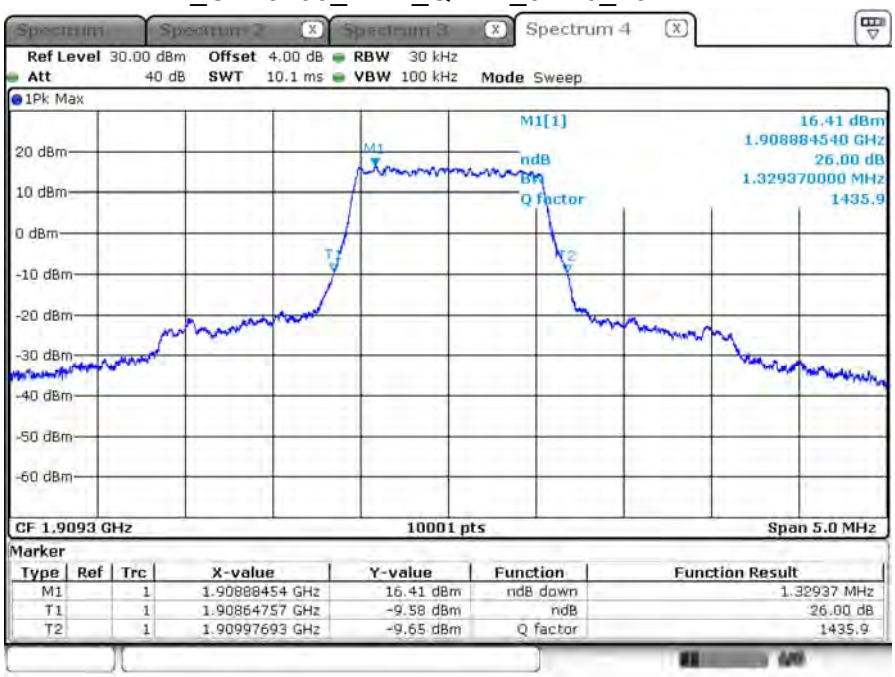

Date: 10.DEC.2019 09:20:56

B2_CH19193_1.4M_QPSK_1RB5_99% BW

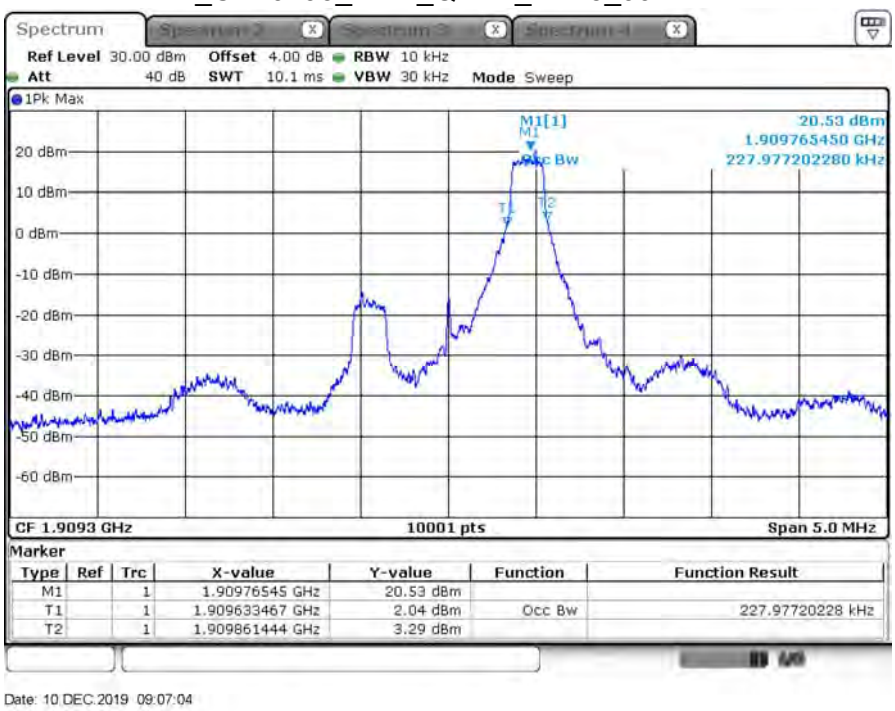

B2_CH19193_1.4M_QPSK_6RB0_99% BW

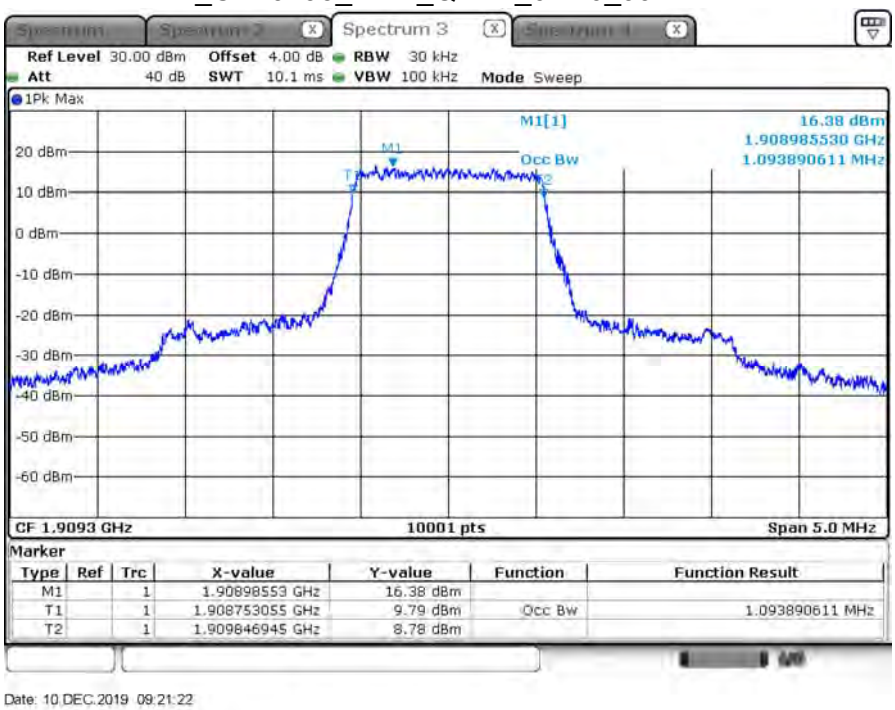

B2_CH19193_1.4M_16-QAM_1RB5_26dB BW

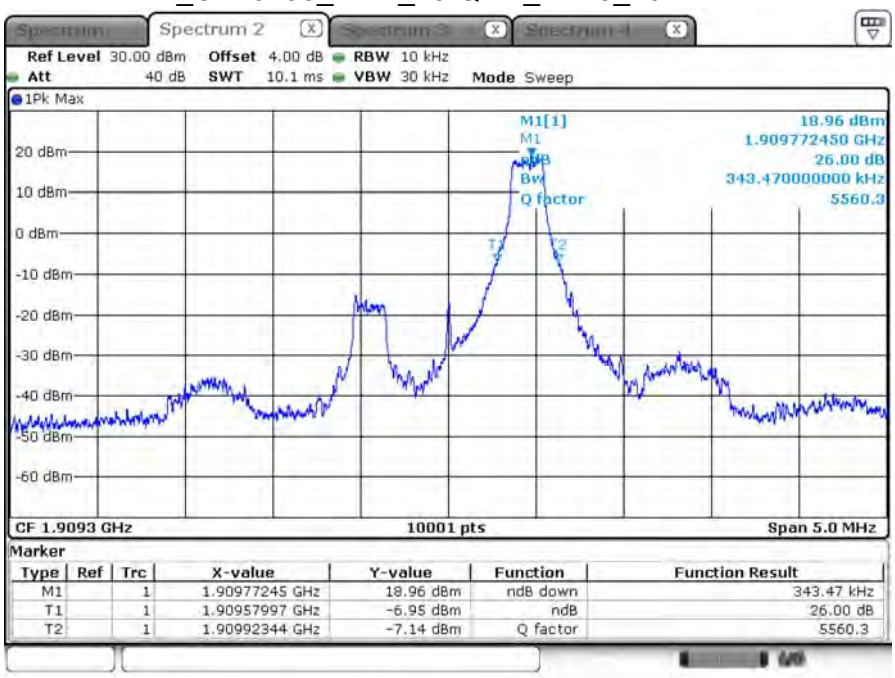

Date: 10.DEC.2019 09:11:15

B2_CH19193_1.4M_16-QAM_6RB0_26dB BW

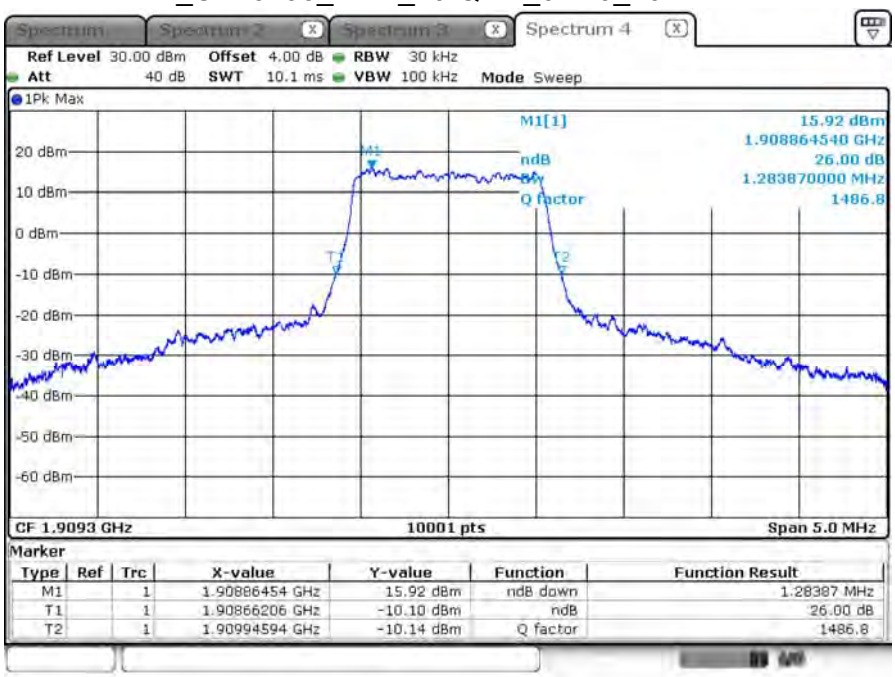

Date: 10.DEC.2019 09:19:13

B2_CH19193_1.4M_16-QAM_1RB5_99% BW

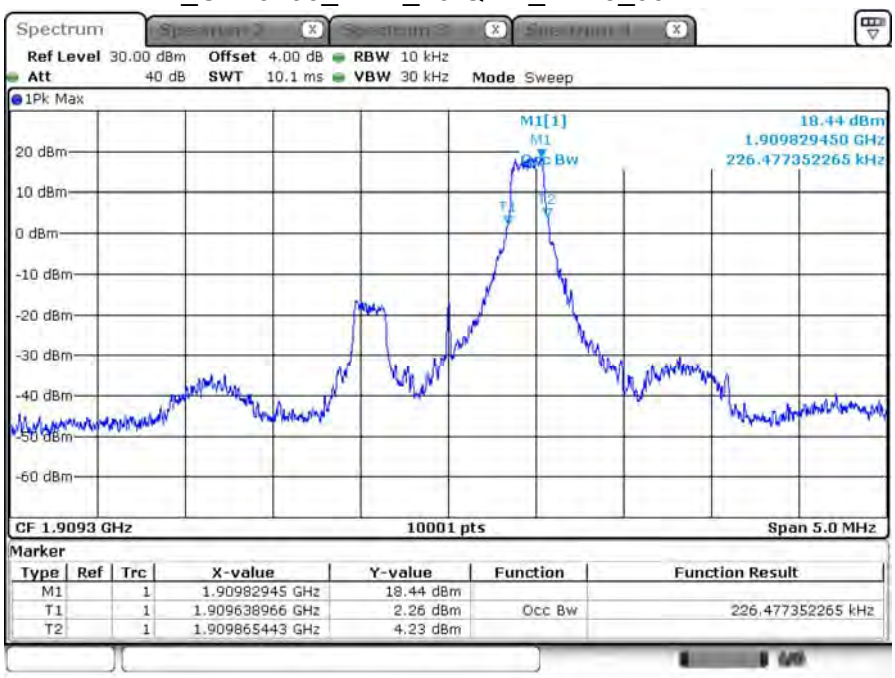

Date: 10.DEC.2019 09:11:35

B2_CH19193_1.4M_16-QAM_6RB0_99% BW

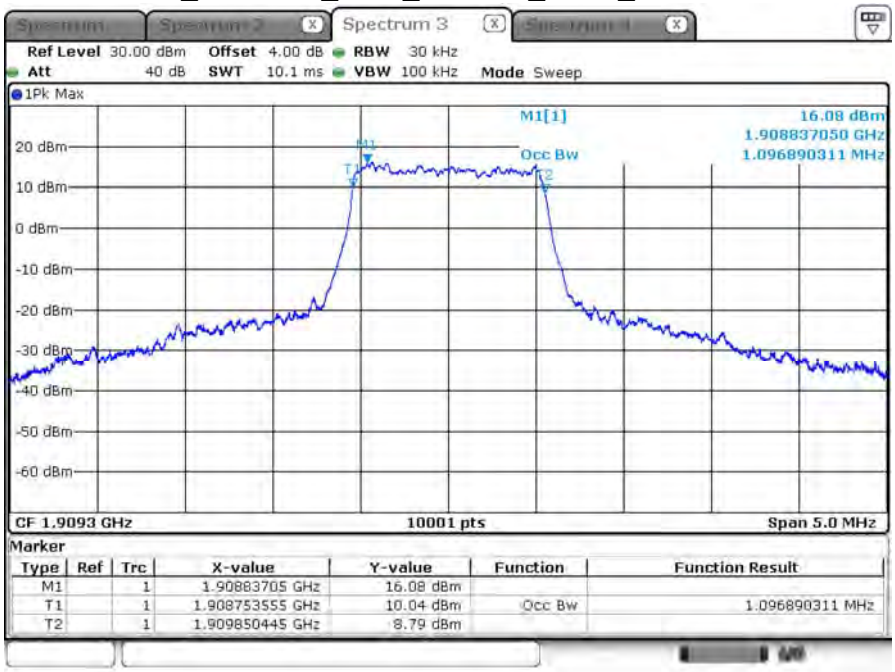

Date: 10.DEC.2019 09:16:51

B2_CH18615_3M_QPSK_1RB0_26dB BW

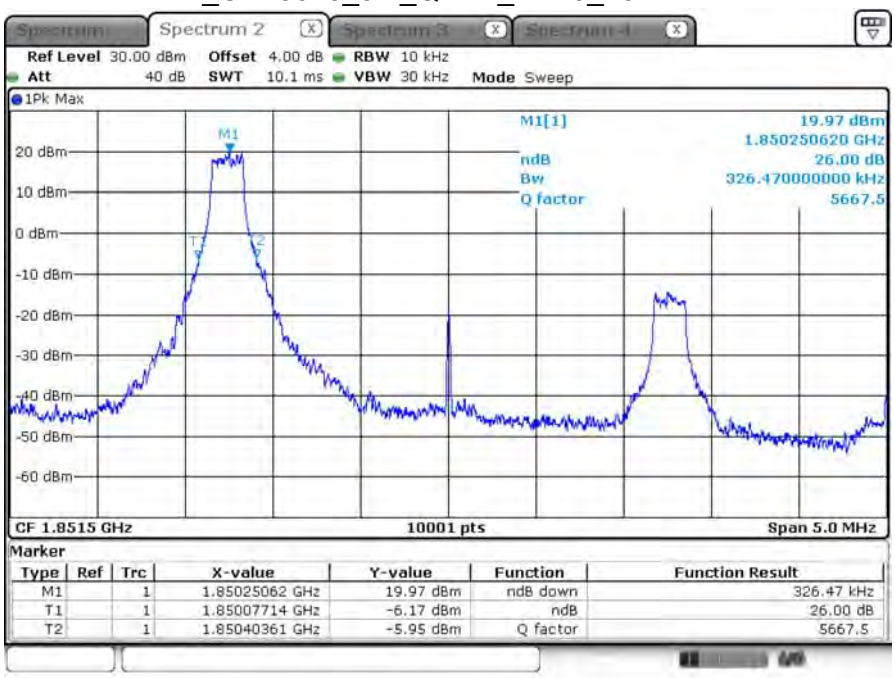

Date: 10.DEC.2019 09:25:39

B2_CH18615_3M_QPSK_15RB0_26dB BW

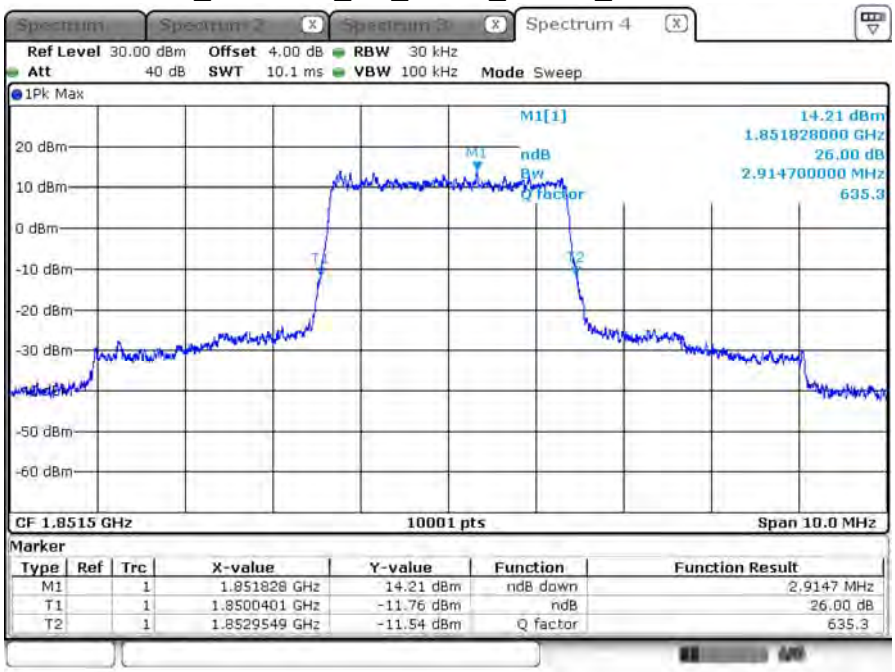

Date: 10.DEC.2019 09:30:30

B2_CH18615_3M_QPSK_1RB0_99% BW

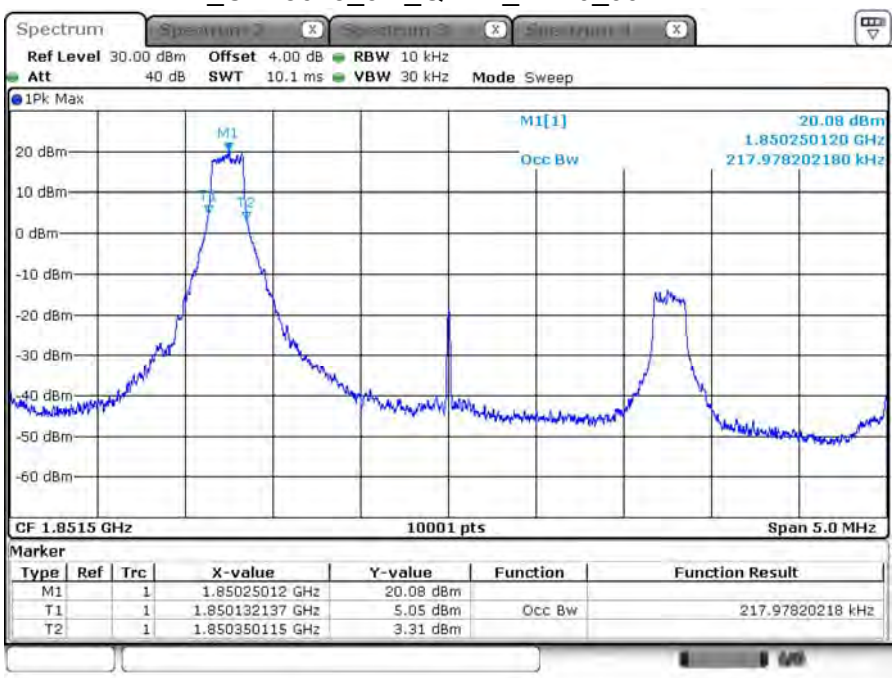

Date: 10.DEC.2019 09:25:06

B2_CH18615_3M_QPSK_15RB0_99% BW

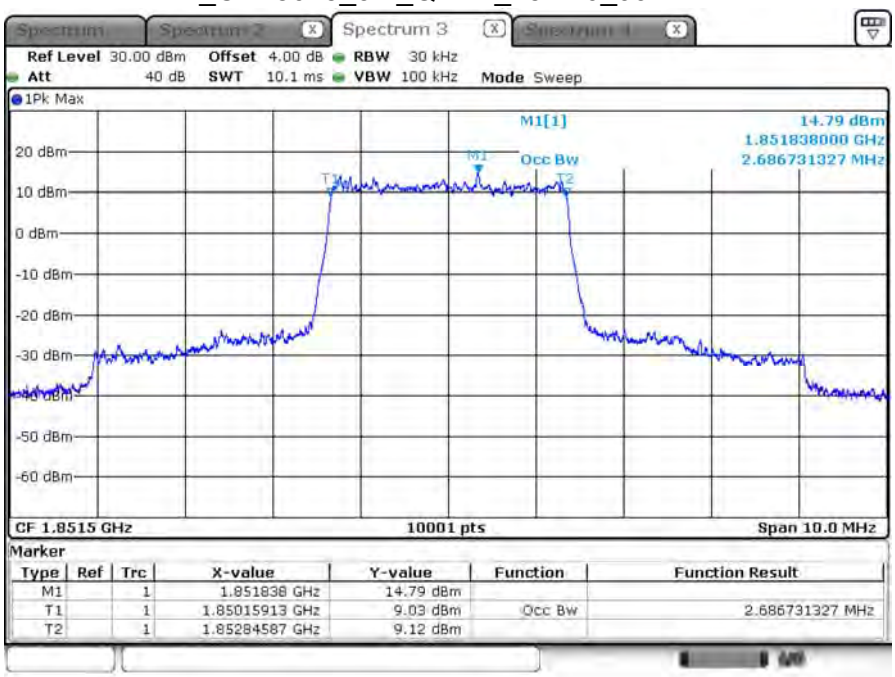

Date: 10.DEC.2019 09:35:39

B2_CH18615_3M_16-QAM_1RB0_26dB BW

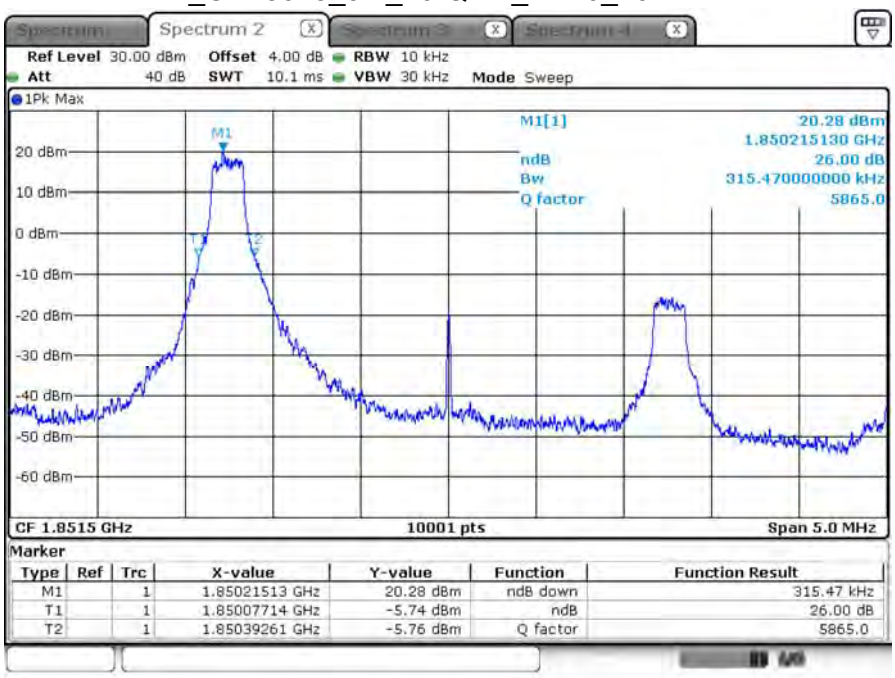

Date: 10.DEC.2019 09:26:09

B2_CH18615_3M_16-QAM_15RB0_26dB BW

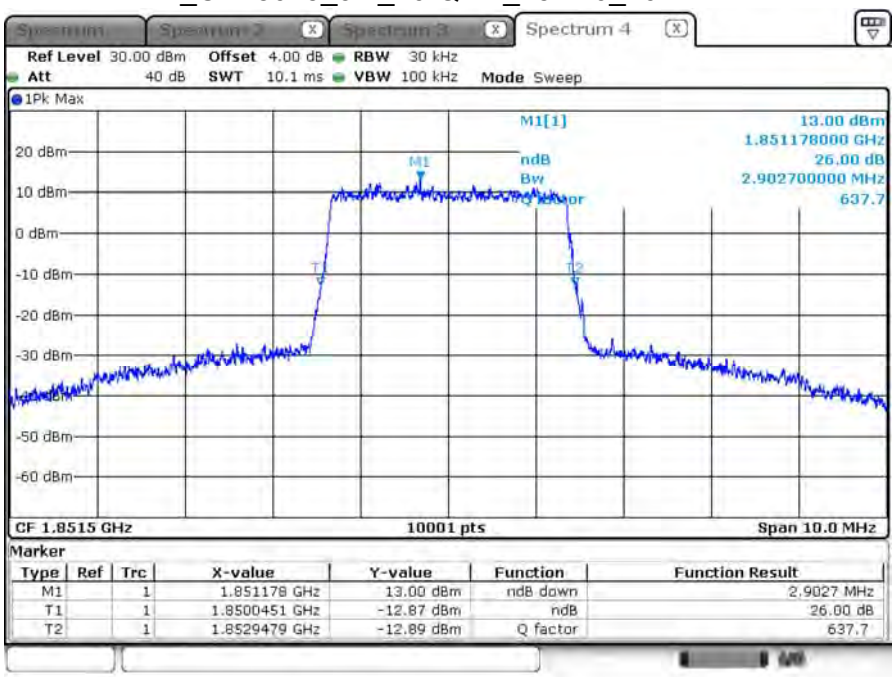

Date: 10.DEC.2019 09:29:49

B2_CH18615_3M_16-QAM_1RB0_99% BW

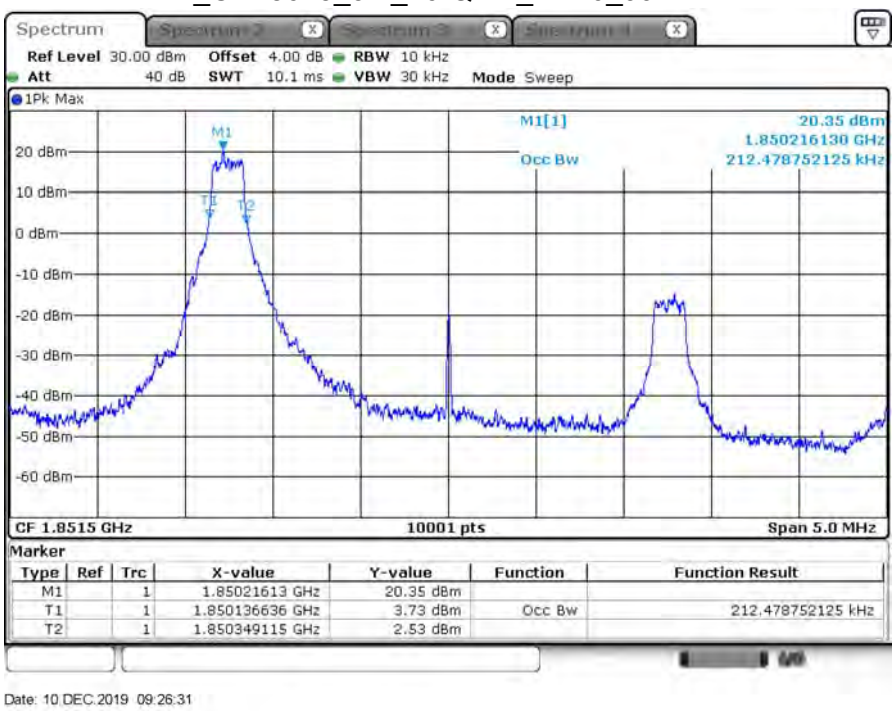

Date: 10.DEC.2019 09:26:31

B2_CH18615_3M_16-QAM_15RB0_99% BW

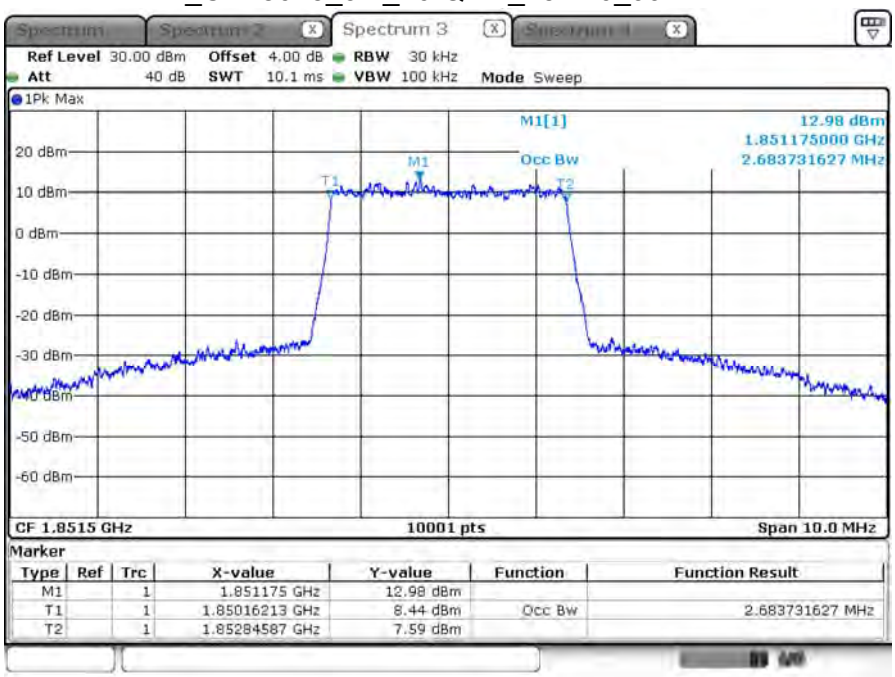

Date: 10.DEC.2019 09:29:27

B2_CH18900_3M_QPSK_1RB0_26dB BW

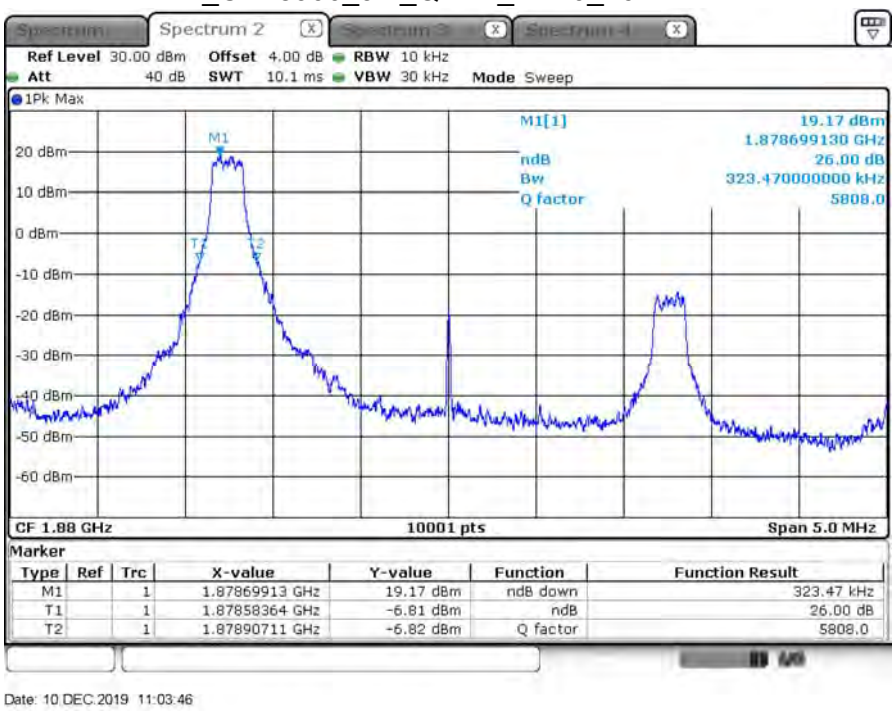

Date: 10.DEC.2019 11:03:46

B2_CH18900_3M_QPSK_15RB0_26dB BW

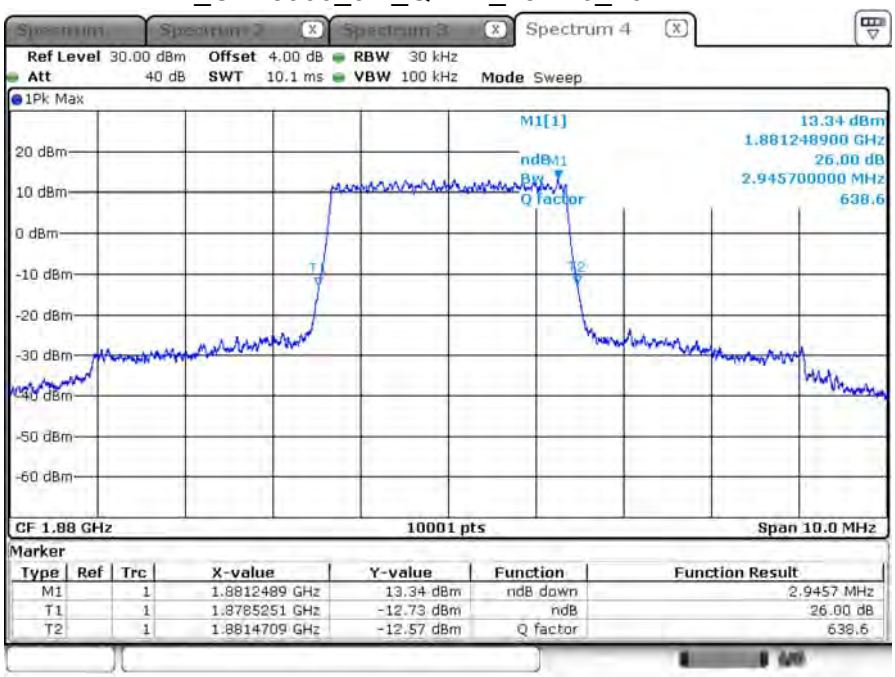

Date: 10.DEC.2019 10:51:49

B2_CH18900_3M_QPSK_1RB0_99% BW

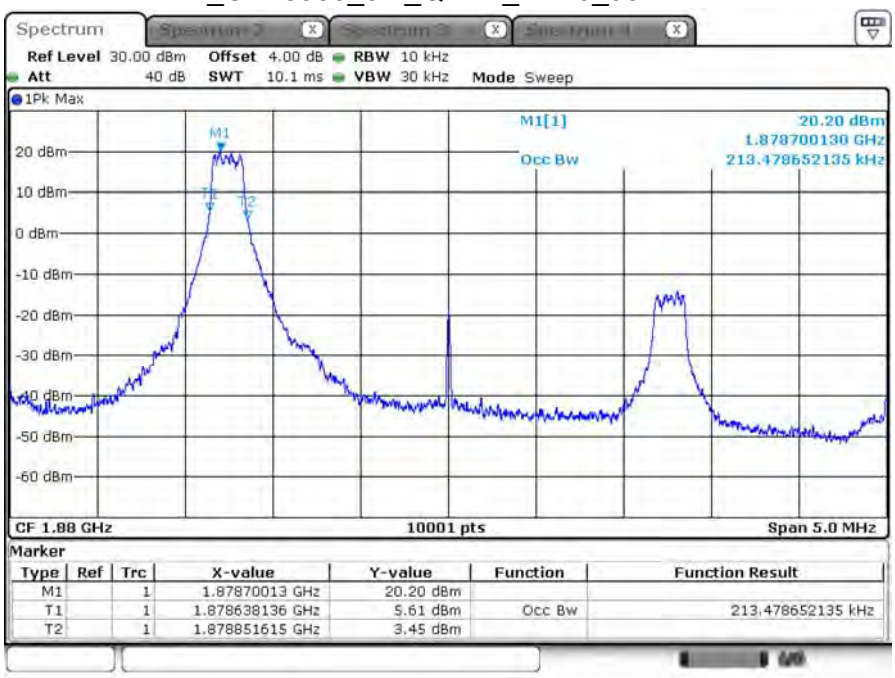

Date: 10.DEC.2019 11:03:23

B2_CH18900_3M_QPSK_15RB0_99% BW

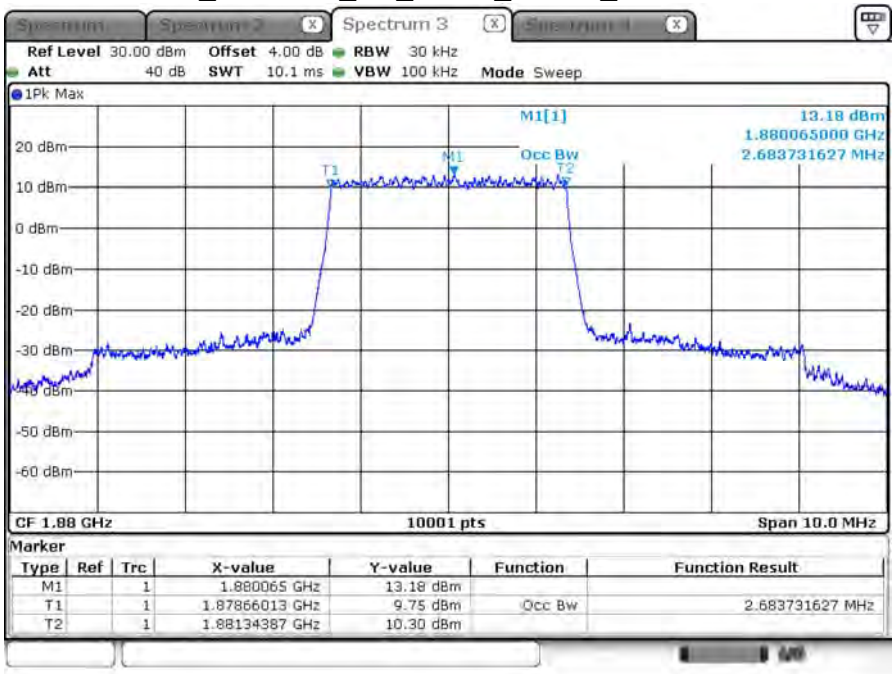

Date: 10.DEC.2019 10:53:09

B2_CH18900_3M_16-QAM_1RB0_26dB BW

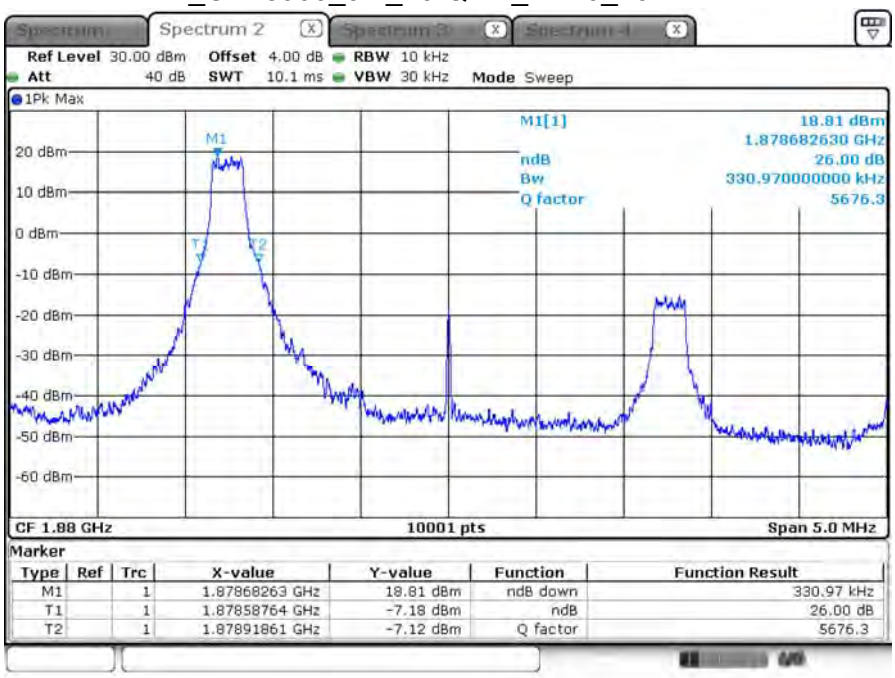

Date: 10.DEC.2019 11:01:33

B2_CH18900_3M_16-QAM_15RB0_26dB BW

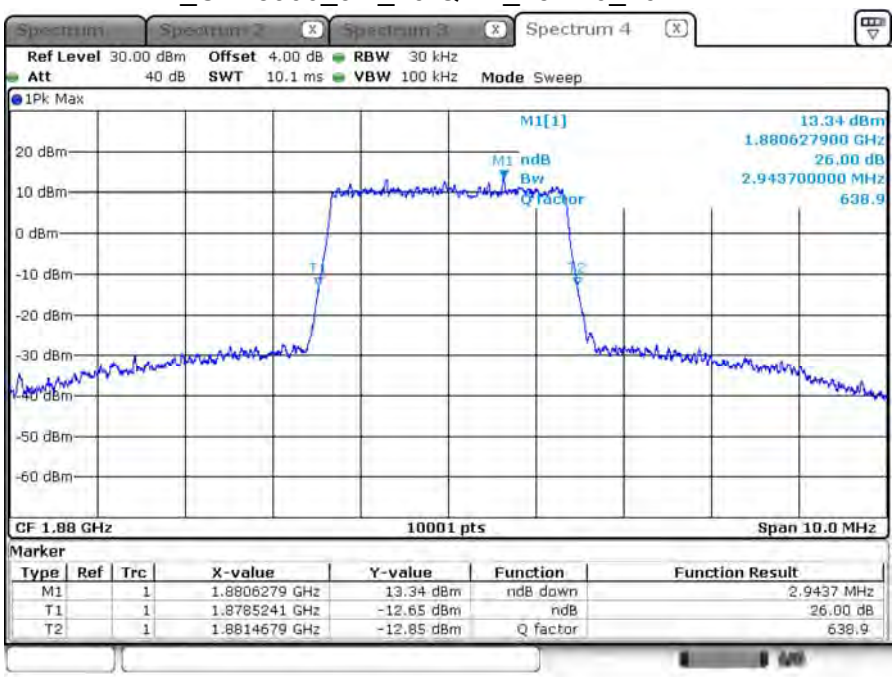

Date: 10.DEC.2019 11:00:58

B2_CH18900_3M_16-QAM_1RB0_99% BW

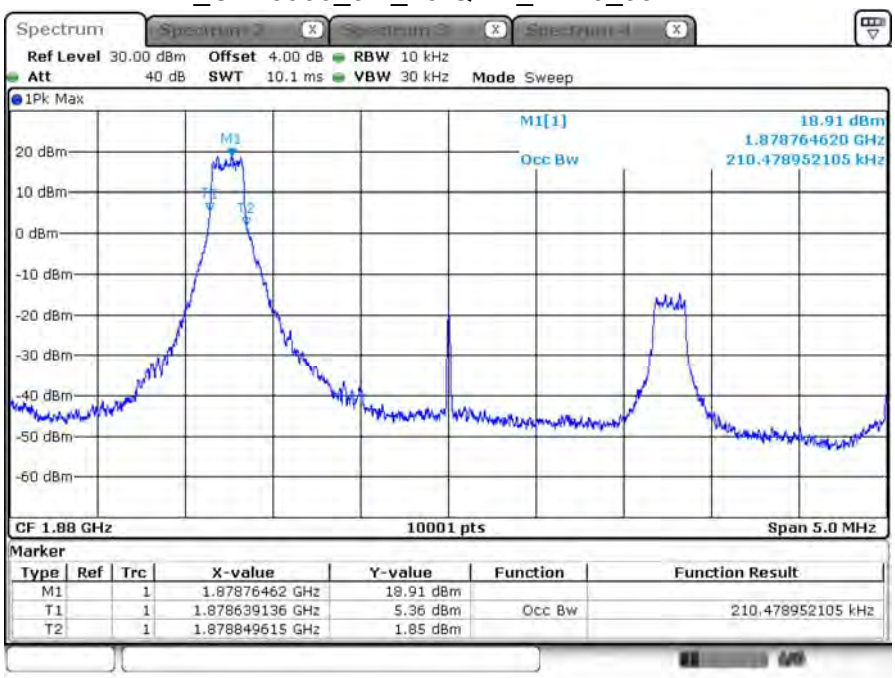

Date: 10.DEC.2019 11:02:08

B2_CH18900_3M_16-QAM_15RB0_99% BW

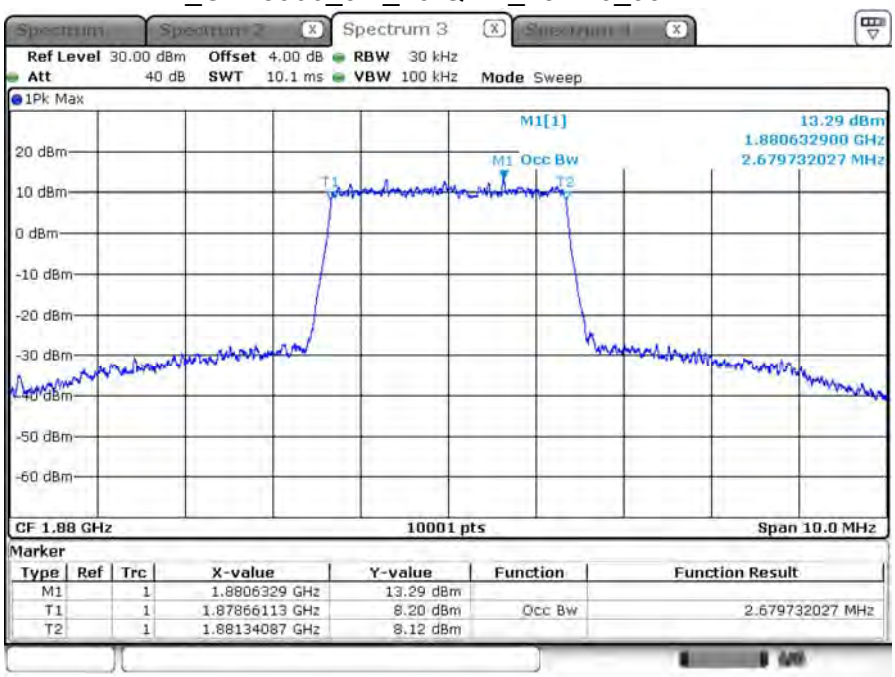

Date: 10.DEC.2019 10:56:45

B2_CH19185_3M_QPSK_1RB14_26dB BW

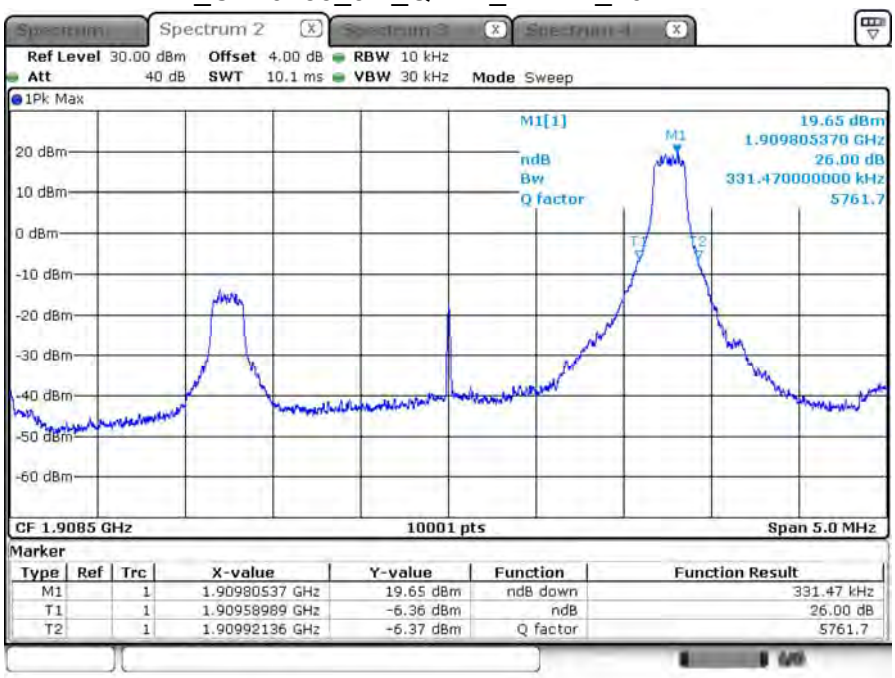

Date: 10.DEC.2019 11:10:30

B2_CH19185_3M_QPSK_15RB0_26dB BW

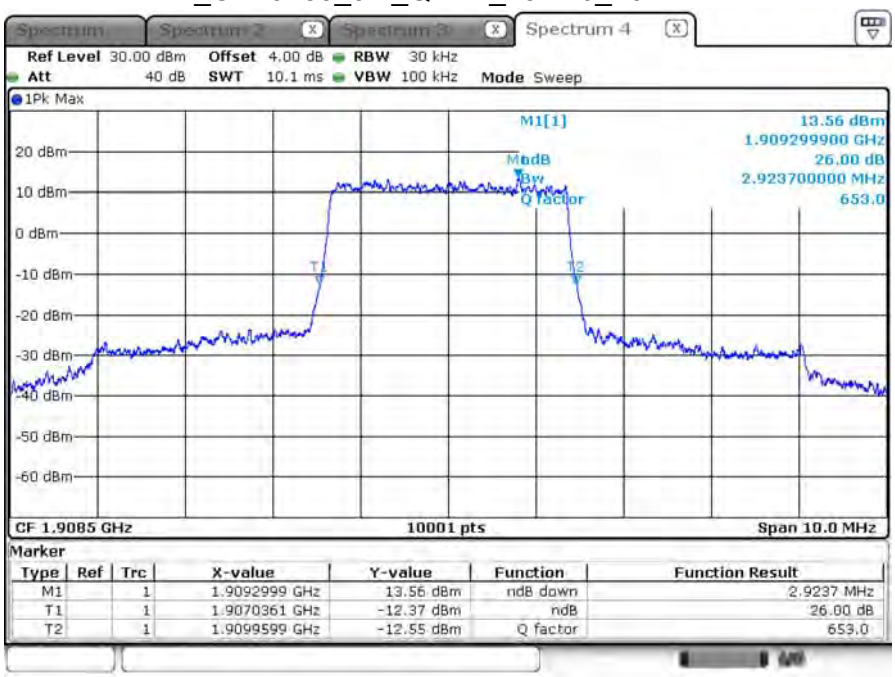

Date: 10.DEC.2019 11:27:11

B2_CH19185_3M_QPSK_1RB14_99% BW

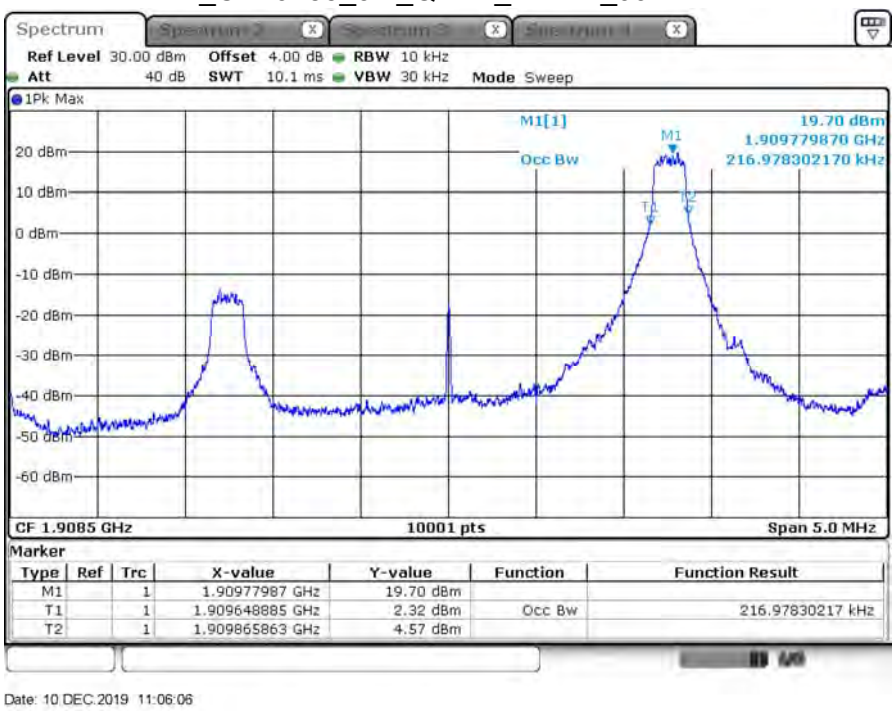

Date: 10.DEC.2019 11:06:06

B2_CH19185_3M_QPSK_15RB0_99% BW

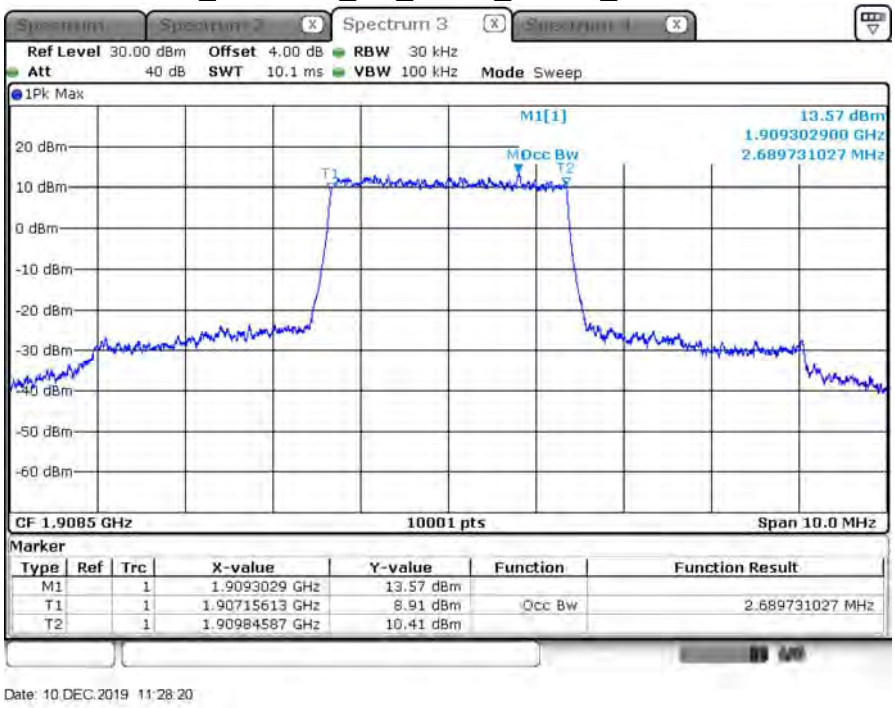

Date: 10.DEC.2019 11:28:20

B2_CH19185_3M_16-QAM_1RB14_26dB BW

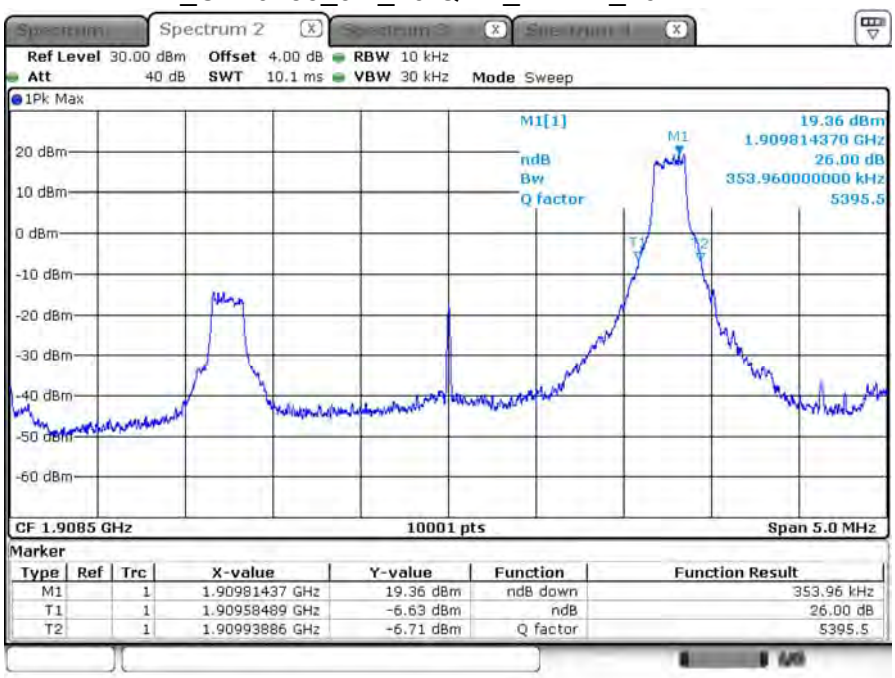

Date: 10.DEC.2019 11:12:37

B2_CH19185_3M_16-QAM_15RB0_26dB BW

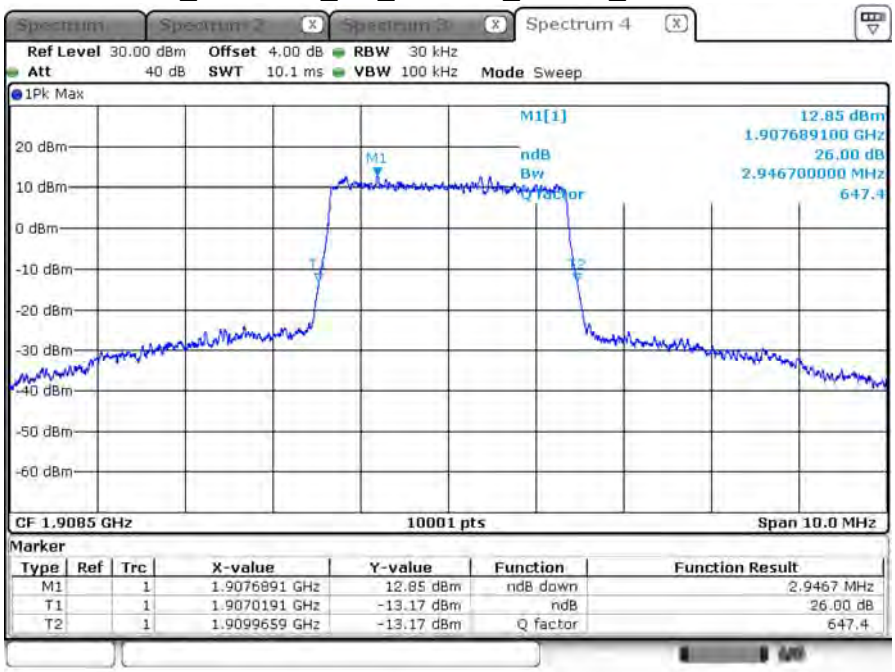

Date: 10.DEC.2019 11:17:29

B2_CH19185_3M_16-QAM_1RB14_99% BW

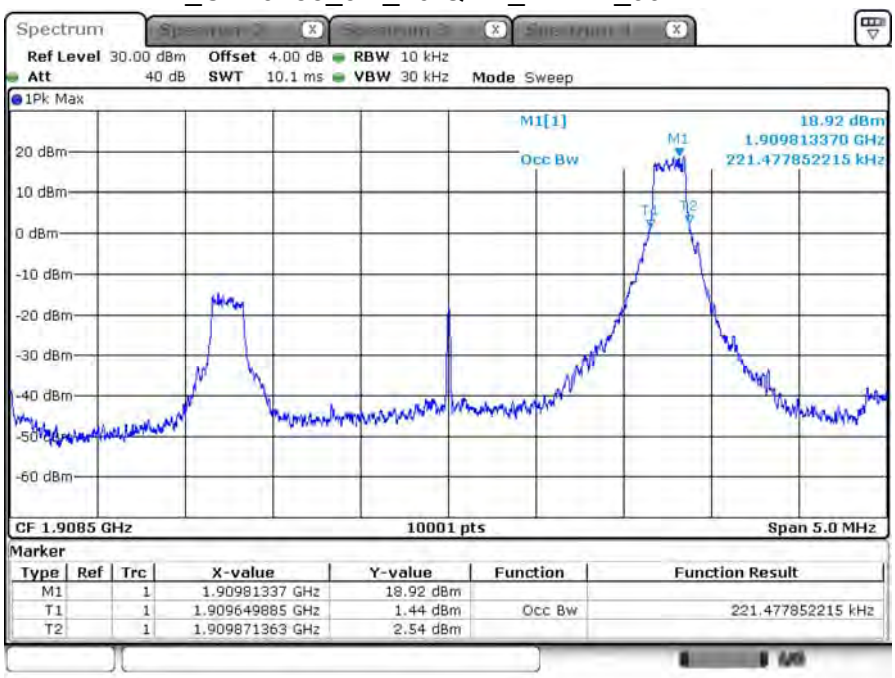

Date: 10.DEC.2019 11:12:58

B2_CH19185_3M_16-QAM_15RB0_99% BW

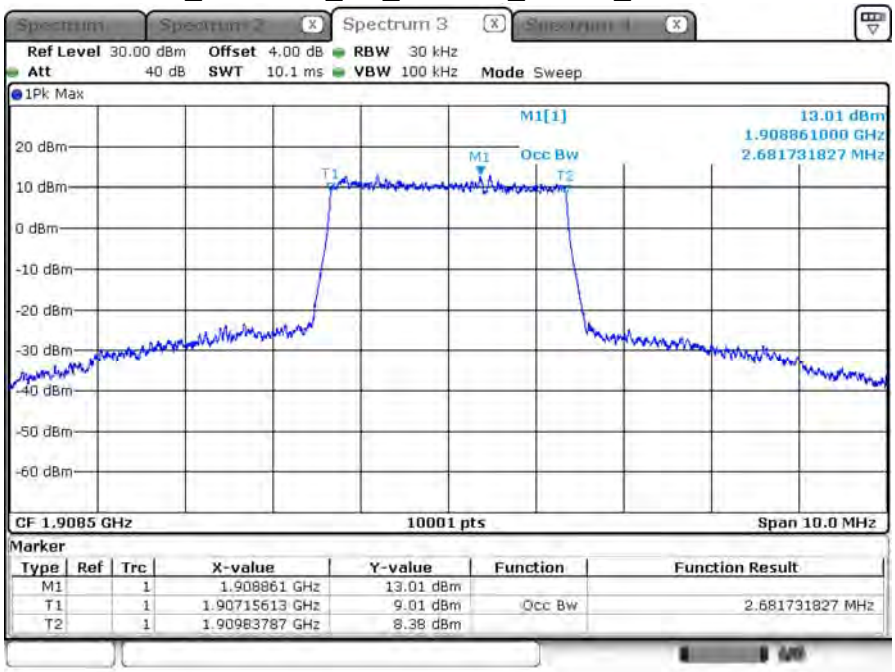

Date: 10.DEC.2019 11:14:44

B2_CH18625_5M_QPSK_1RB0_26dB BW

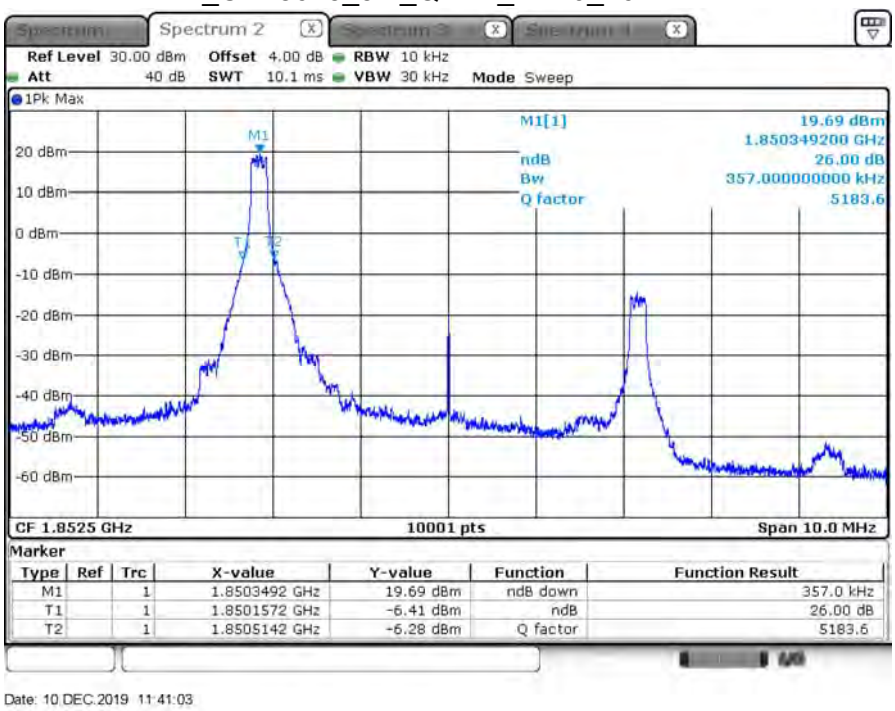

Date: 10.DEC.2019 11:41:03

B2_CH18625_5M_QPSK_25RB0_26dB BW

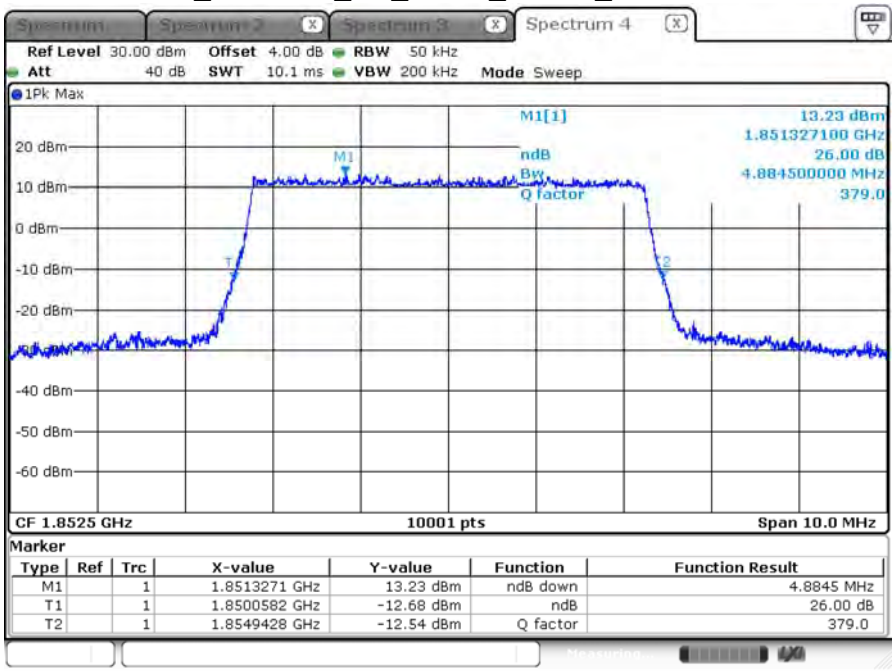

Date: 10.DEC.2019 11:50:02

B2_CH18625_5M_QPSK_1RB0_99% BW

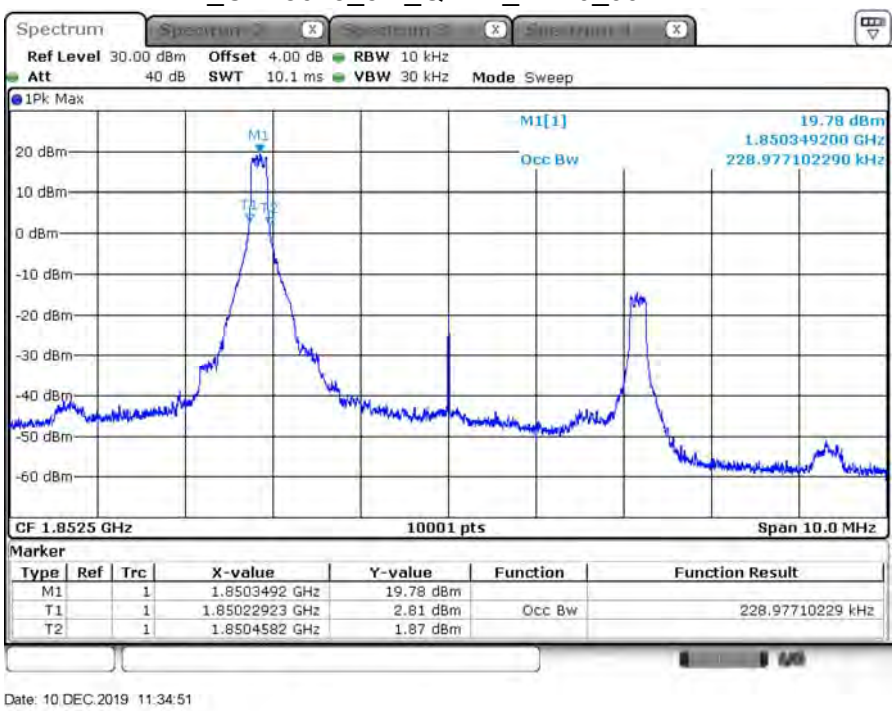

Date: 10.DEC.2019 11:34:51

B2_CH18625_5M_QPSK_25RB0_99% BW

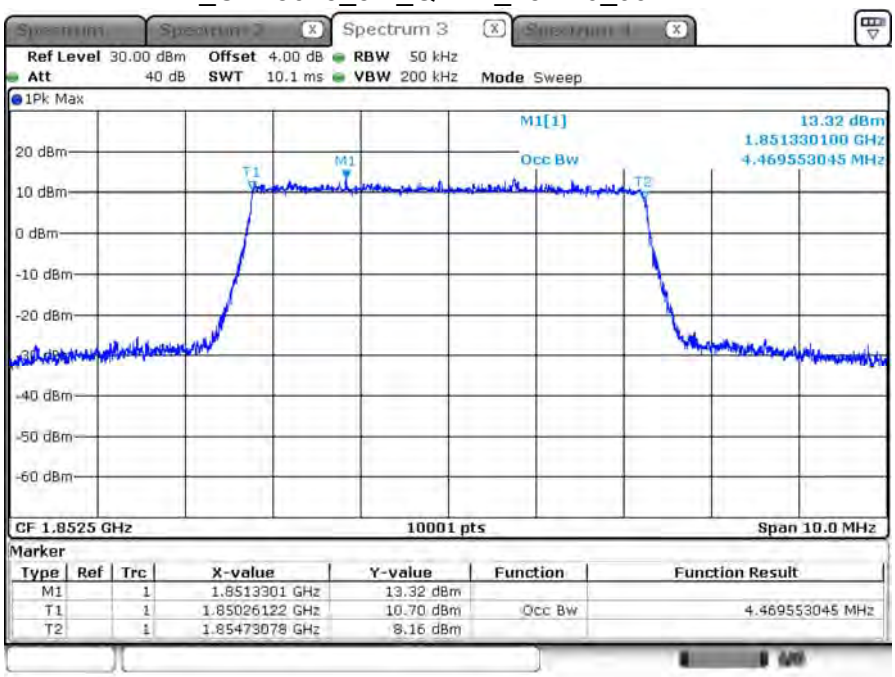

Date: 10.DEC.2019 11:50:28

B2_CH18625_5M_16-QAM_1RB0_26dB BW

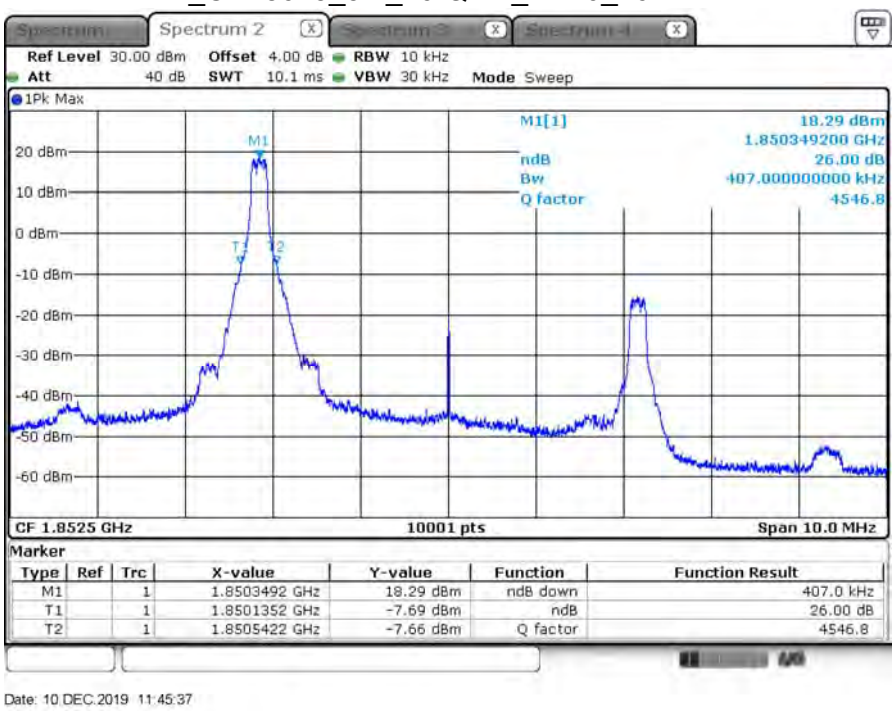

Date: 10.DEC.2019 11:45:37

B2_CH18625_5M_16-QAM_25RB0_26dB BW

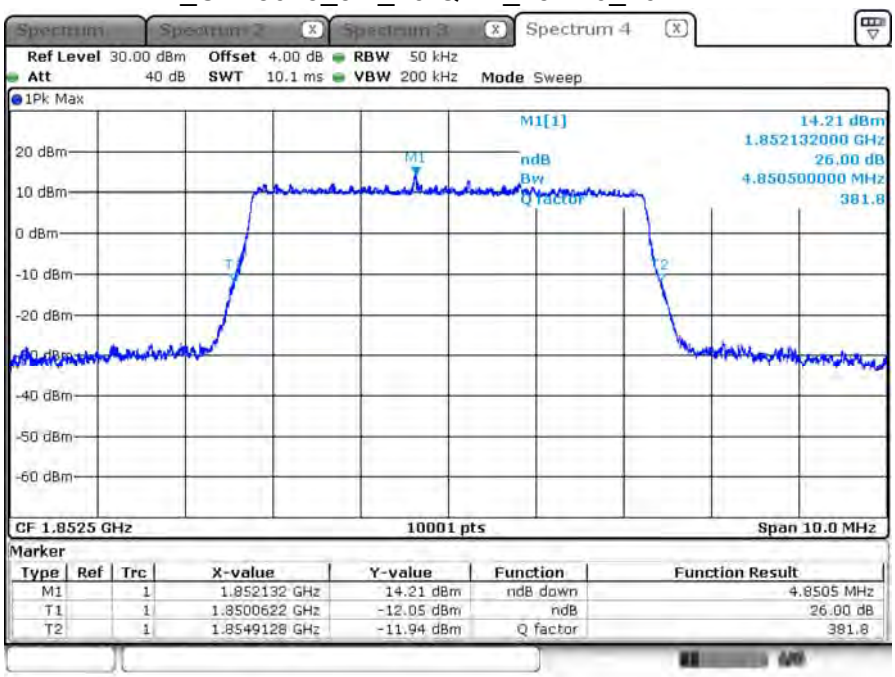

Date: 10.DEC.2019 11:48:05

B2_CH18625_5M_16-QAM_1RB0_99% BW

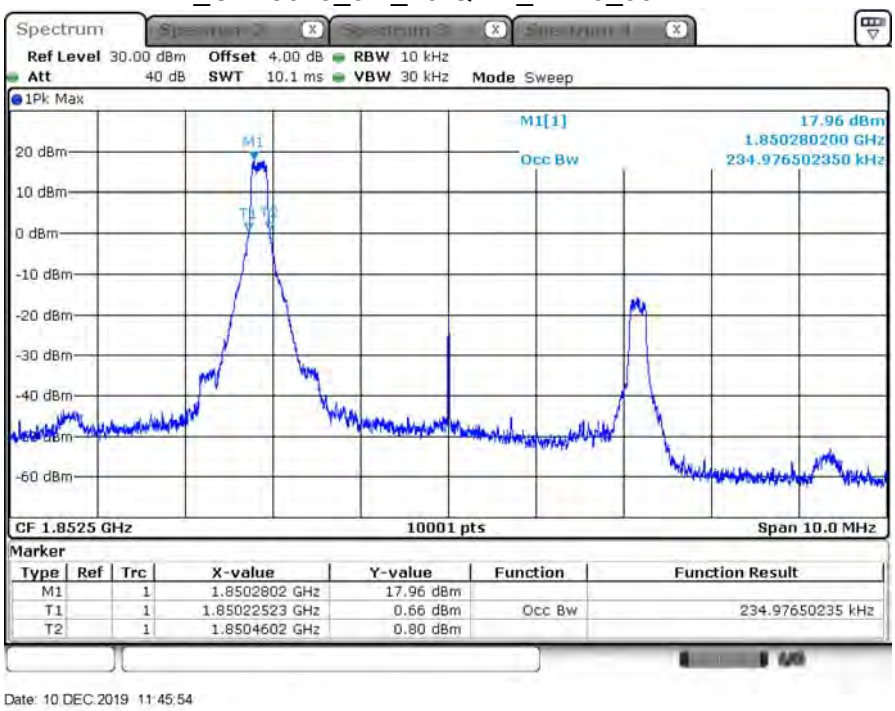

Date: 10.DEC.2019 11:45:54

B2_CH18625_5M_16-QAM_25RB0_99% BW

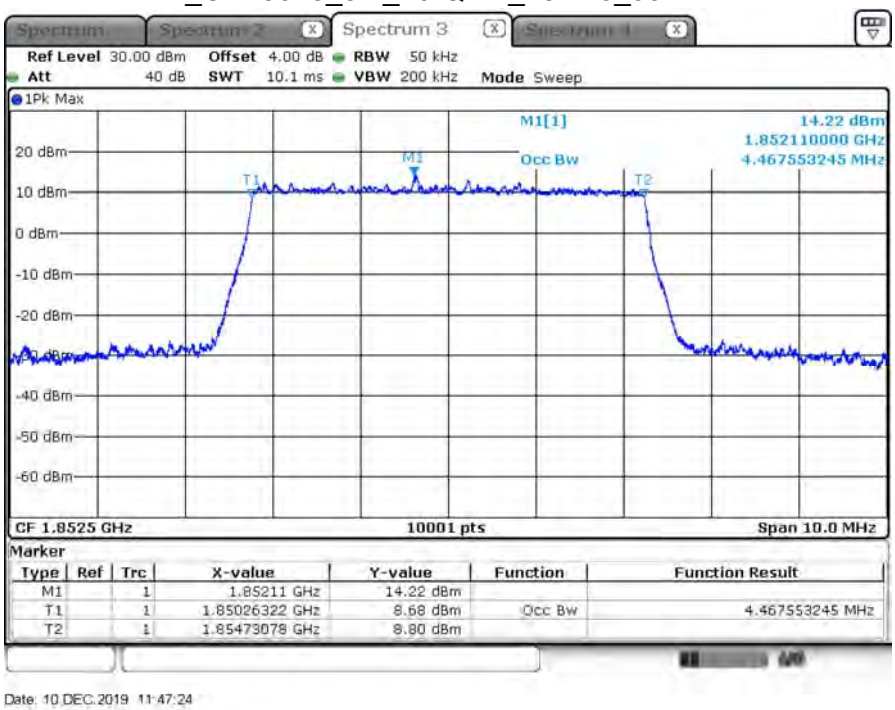

Date: 10.DEC.2019 11:47:24

B2_CH18900_5M_QPSK_1RB0_26dB BW

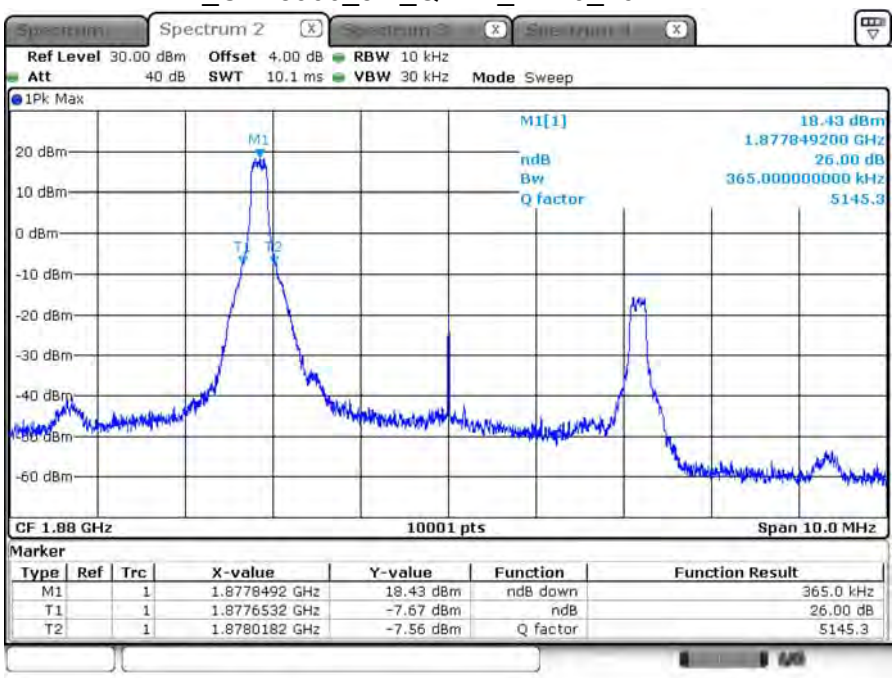

Date: 10.DEC.2019 11:56:14

B2_CH18900_5M_QPSK_25RB0_26dB BW

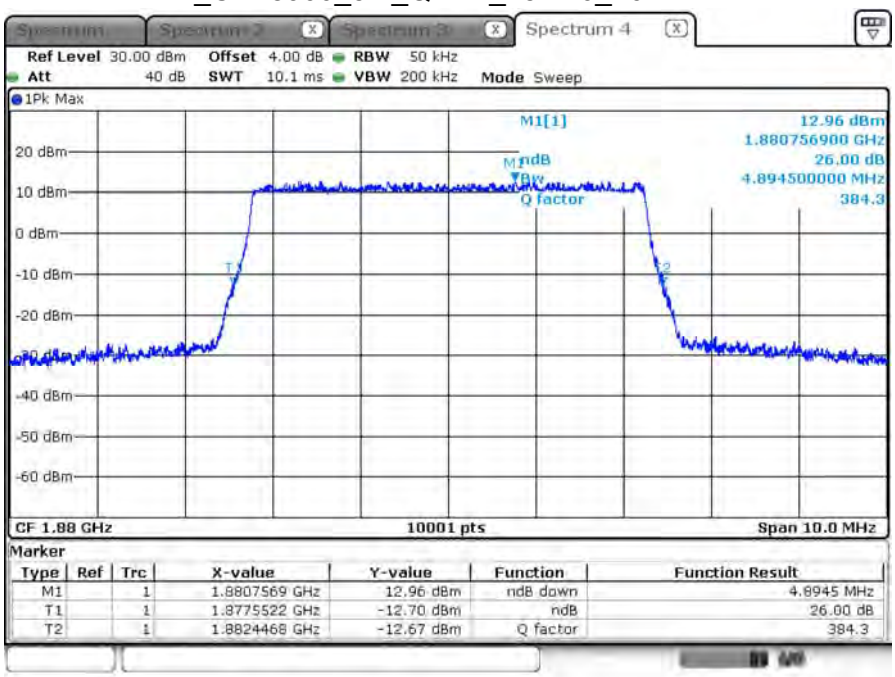

Date: 10.DEC.2019 11:52:26

B2_CH18900_5M_QPSK_1RB0_99% BW

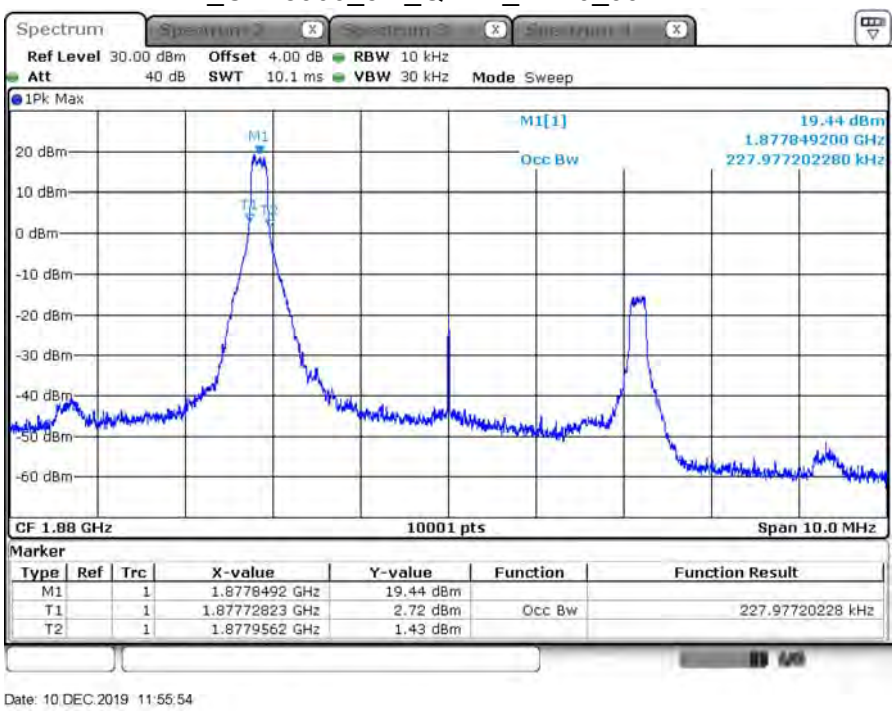

Date: 10.DEC.2019 11:55:54

B2_CH18900_5M_QPSK_25RB0_99% BW

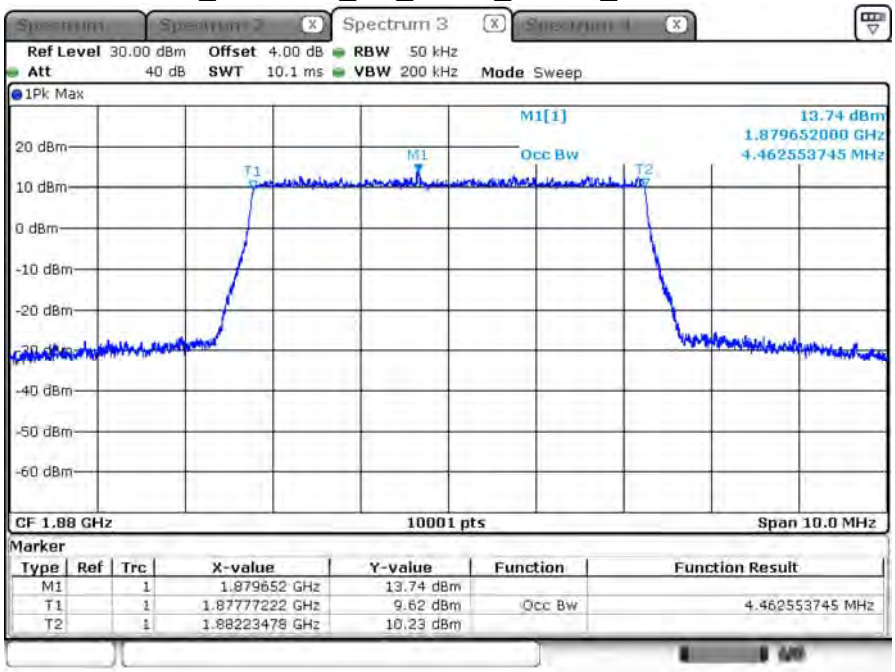

Date: 10.DEC.2019 11:52:53

B2_CH18900_5M_16-QAM_1RB0_26dB BW

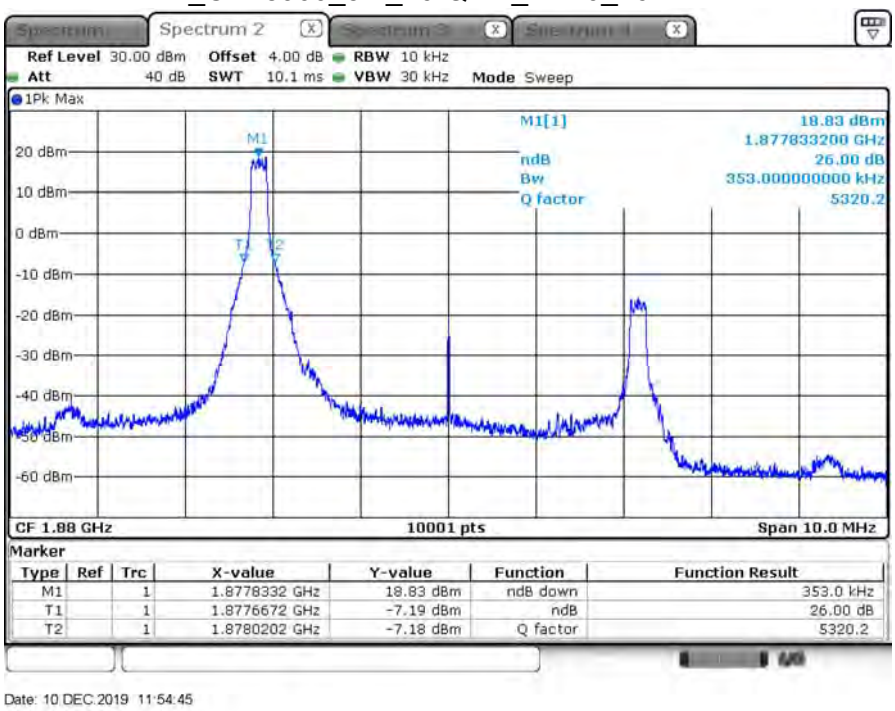

Date: 10.DEC.2019 11:54:45

B2_CH18900_5M_16-QAM_25RB0_26dB BW

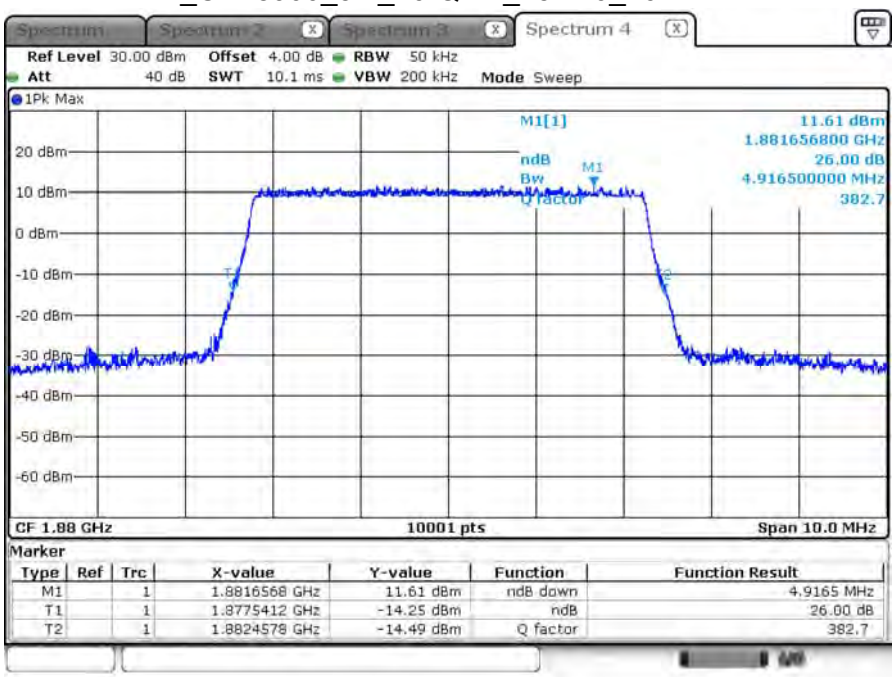

Date: 10.DEC.2019 11:53:58

B2_CH18900_5M_16-QAM_1RB0_99% BW

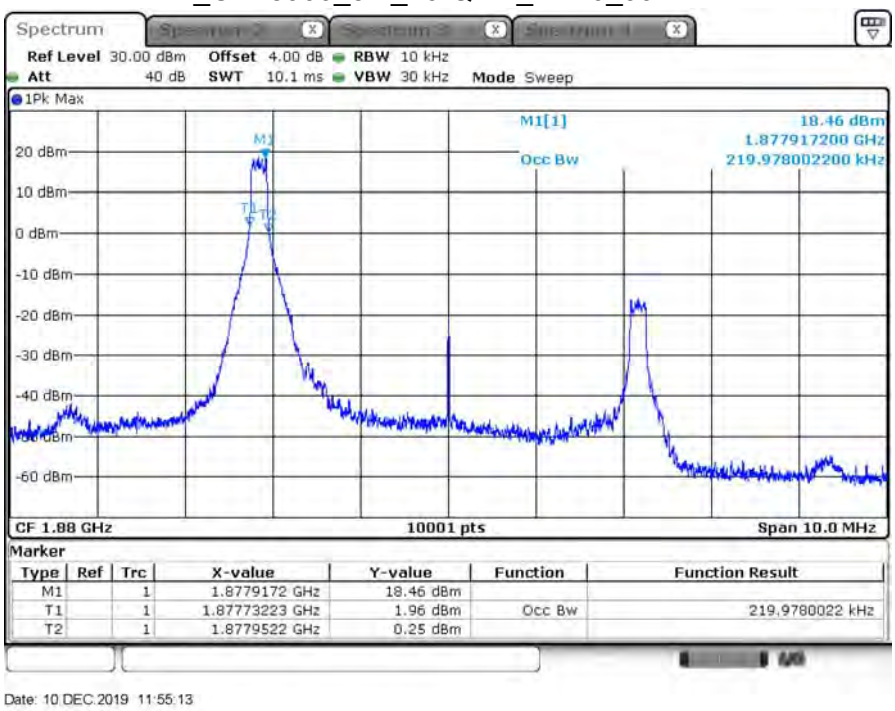

Date: 10.DEC.2019 11:55:13

B2_CH18900_5M_16-QAM_25RB0_99% BW

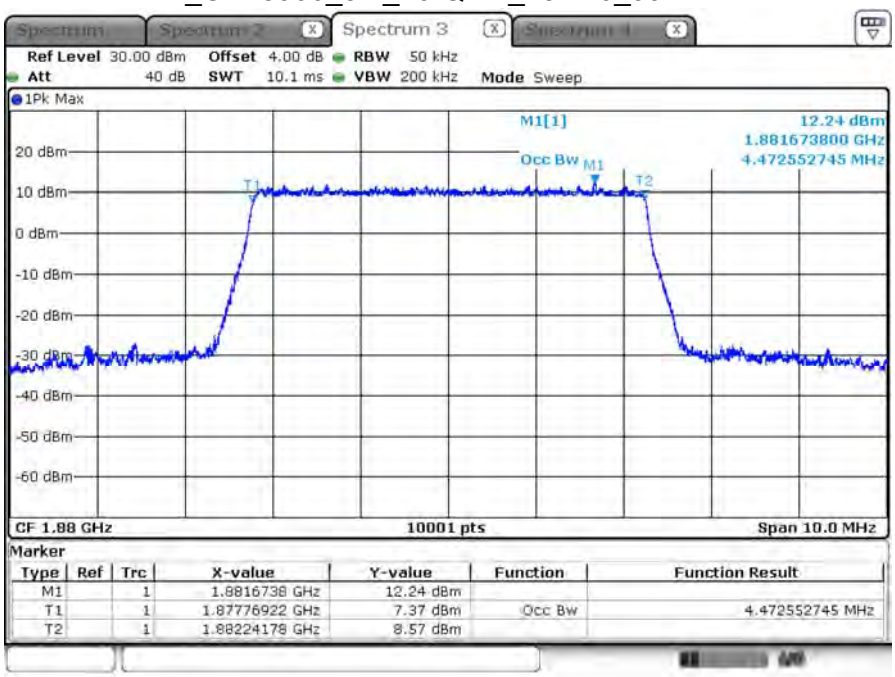

Date: 10.DEC.2019 11:53:32

B2_CH19175_5M_QPSK_1RB24_26dB BW

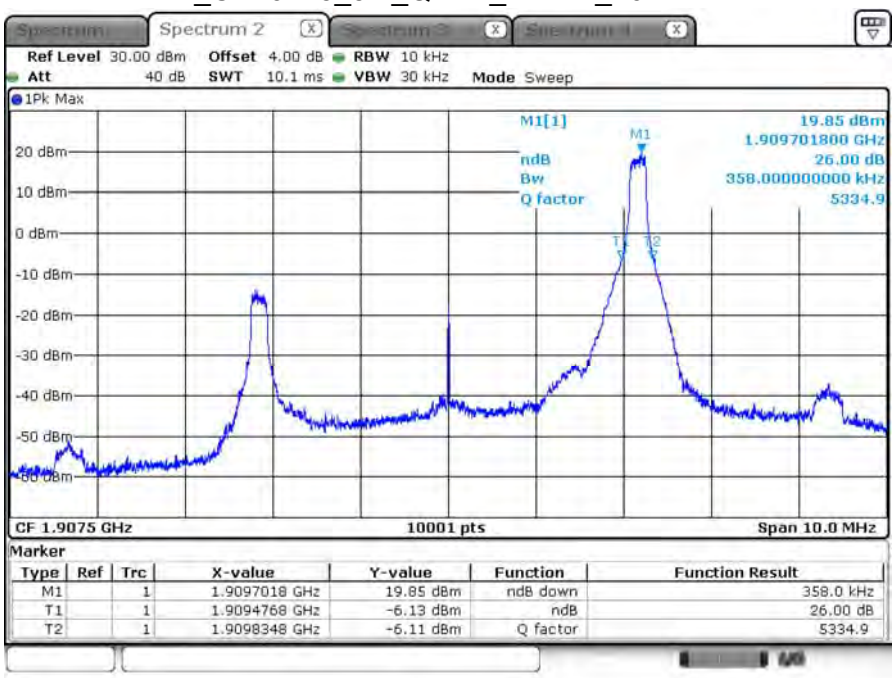

Date: 10.DEC.2019 12:04:59

B2_CH19175_5M_QPSK_25RB0_26dB BW

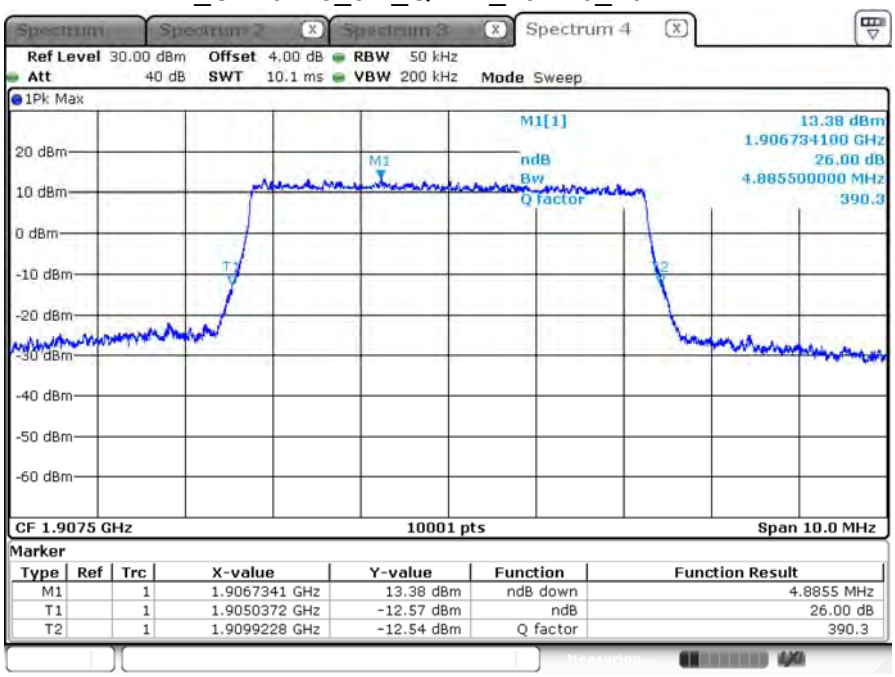

Date: 10.DEC.2019 12:15:13

B2_CH19175_5M_QPSK_1RB24_99% BW

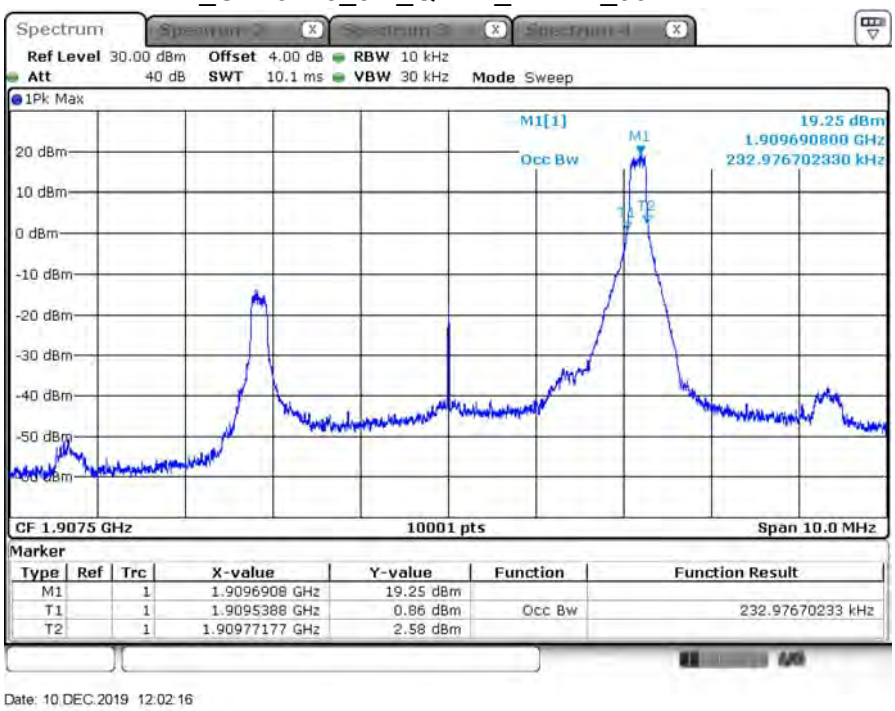

Date: 10.DEC.2019 12:02:16

B2_CH19175_5M_QPSK_25RB0_99% BW

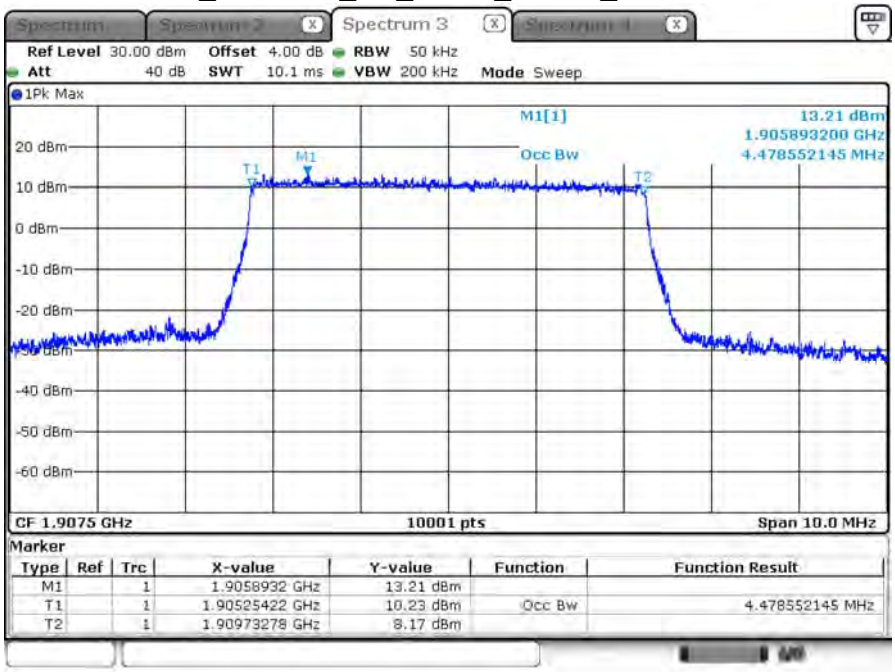

Date: 10.DEC.2019 12:15:29

B2_CH19175_5M_16-QAM_1RB24_26dB BW

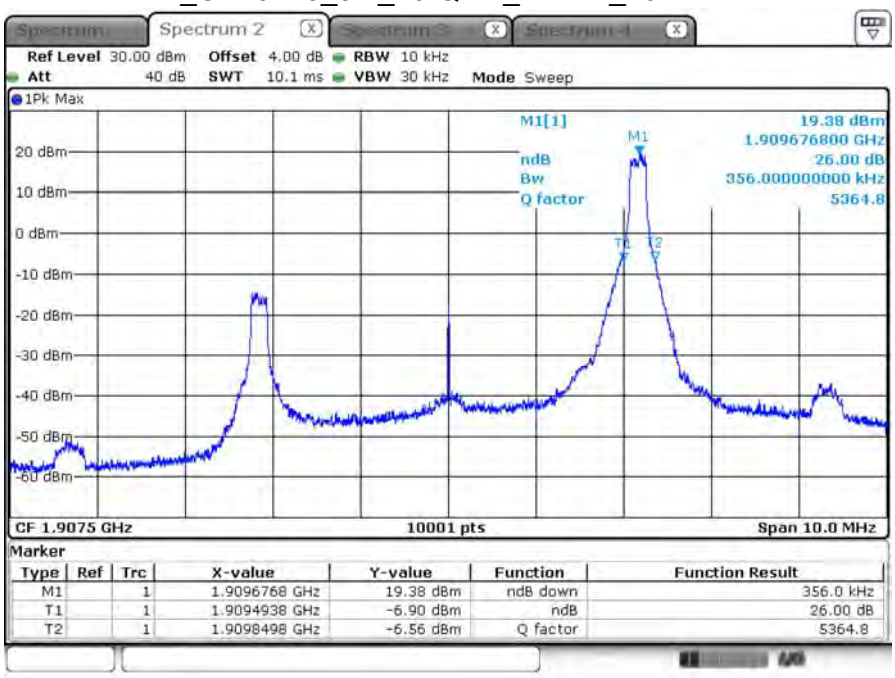

Date: 10.DEC.2019 12:10:32

B2_CH19175_5M_16-QAM_25RB0_26dB BW

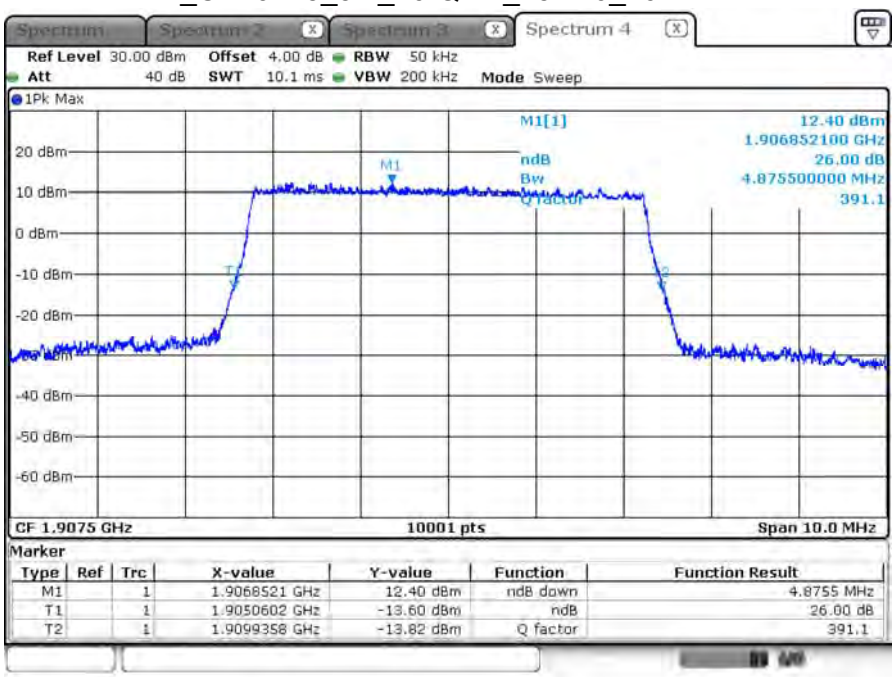

Date: 10.DEC.2019 12:14:18

B2_CH19175_5M_16-QAM_1RB24_99% BW

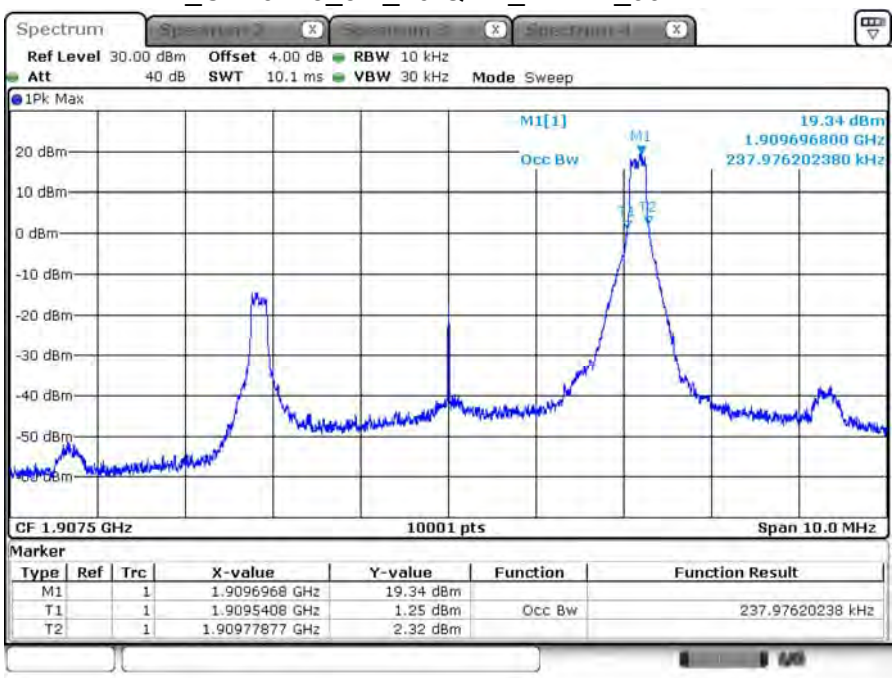

Date: 10.DEC.2019 12:11:21

B2_CH19175_5M_16-QAM_25RB0_99% BW

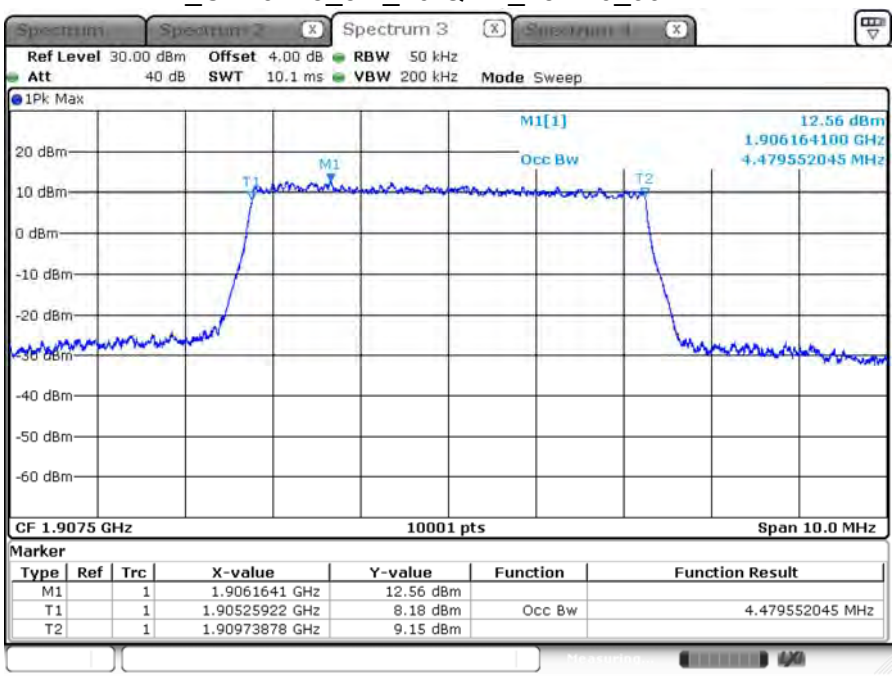

Date: 10.DEC.2019 12:13:44

B2_CH18650_10M_QPSK_1RB0_26dB BW

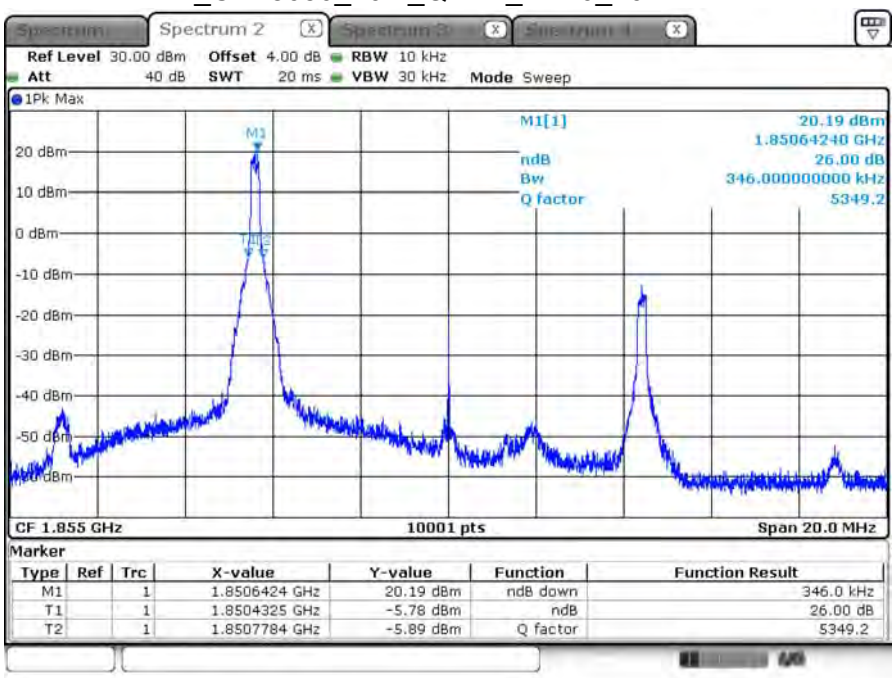

Date: 10.DEC.2019 12:38:55

B2_CH18650_10M_QPSK_50RB0_26dB BW

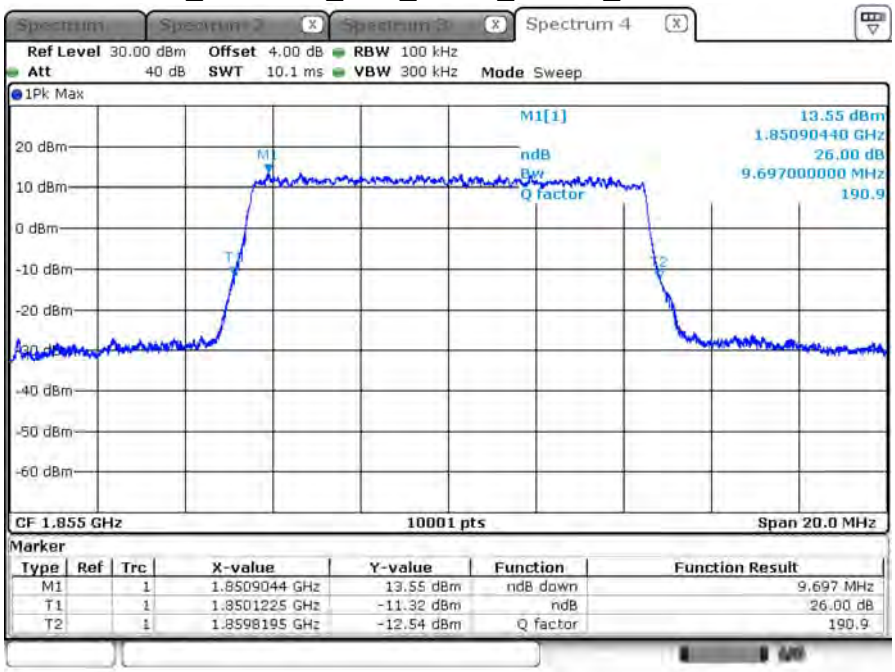

Date: 10.DEC.2019 12:51:34

B2_CH18650_10M_QPSK_1RB0_99% BW

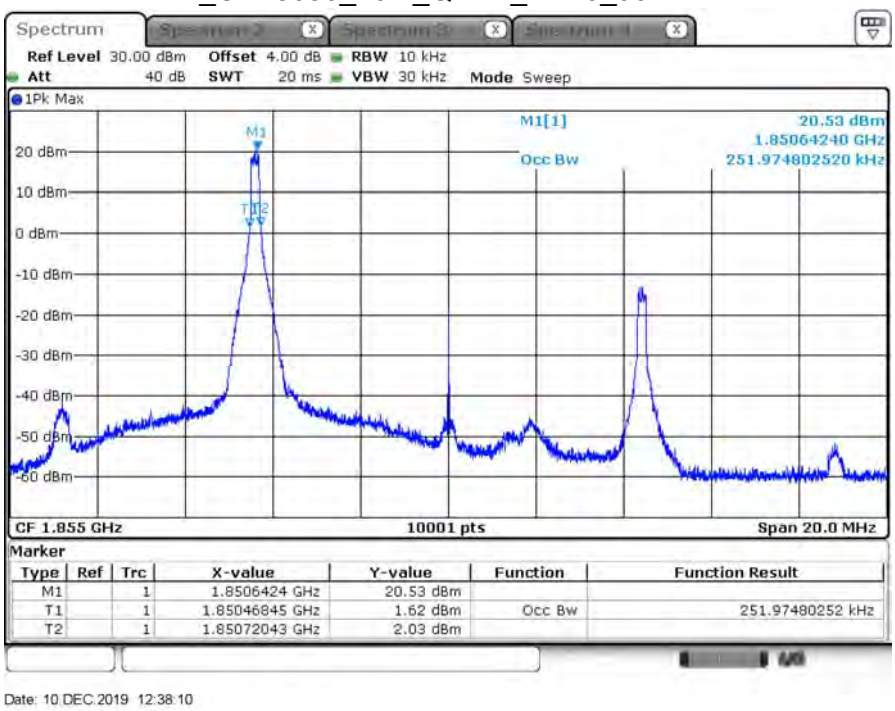

Date: 10.DEC.2019 12:38:10

B2_CH18650_10M_QPSK_50RB0_99% BW

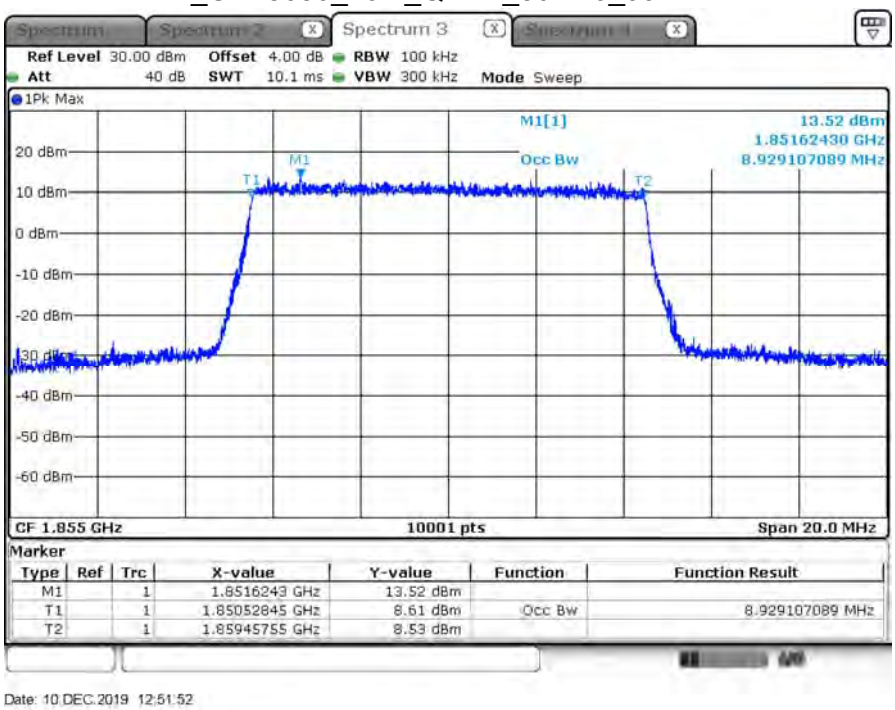

Date: 10.DEC.2019 12:51:52

B2_CH18650_10M_16-QAM_1RB0_26dB BW

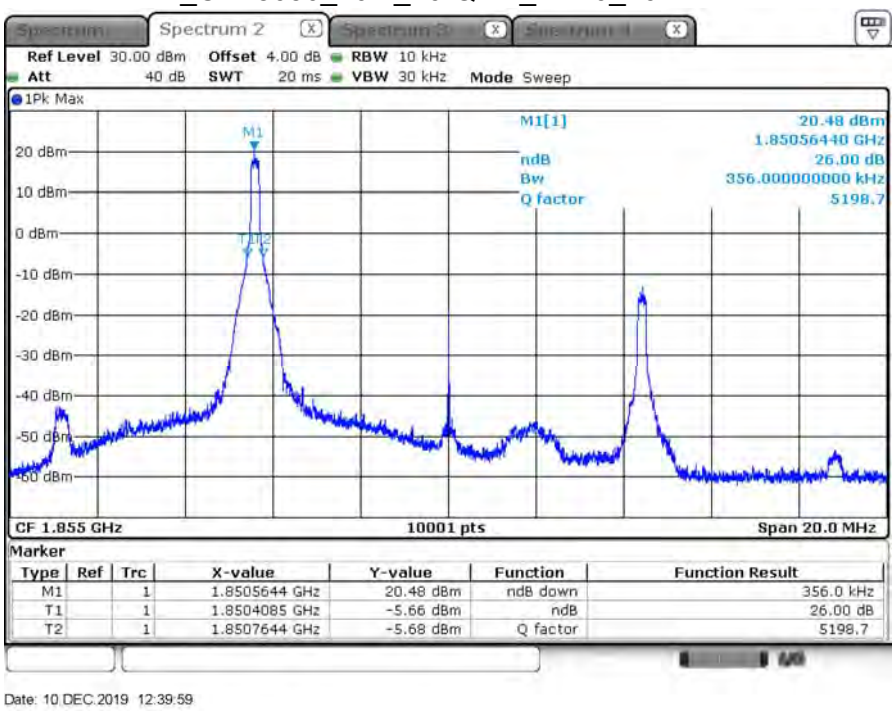

Date: 10.DEC.2019 12:39:59

B2_CH18650_10M_16-QAM_50RB0_26dB BW

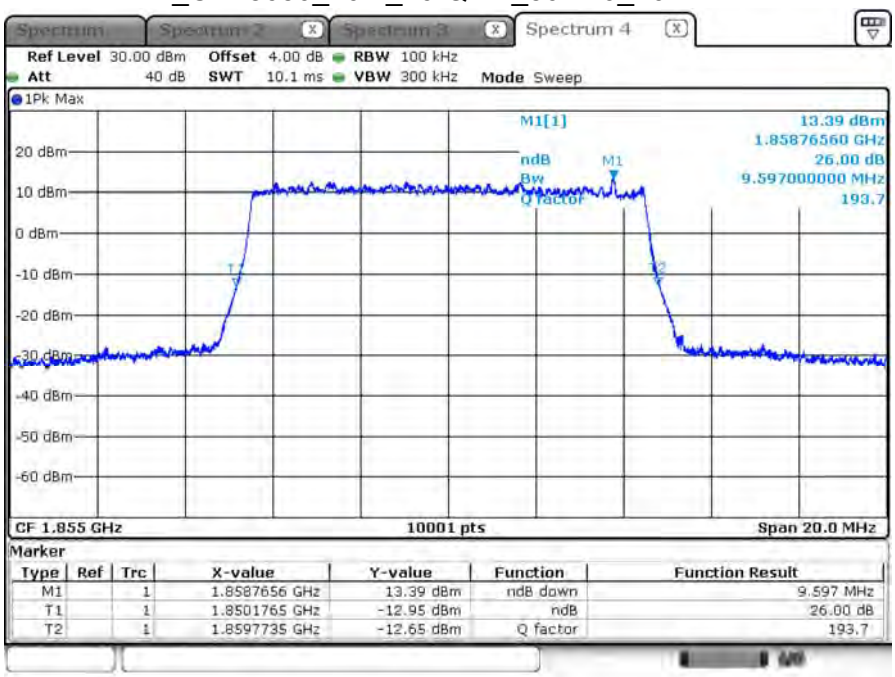

Date: 10.DEC.2019 12:48:57

B2_CH18650_10M_16-QAM_1RB0_99% BW

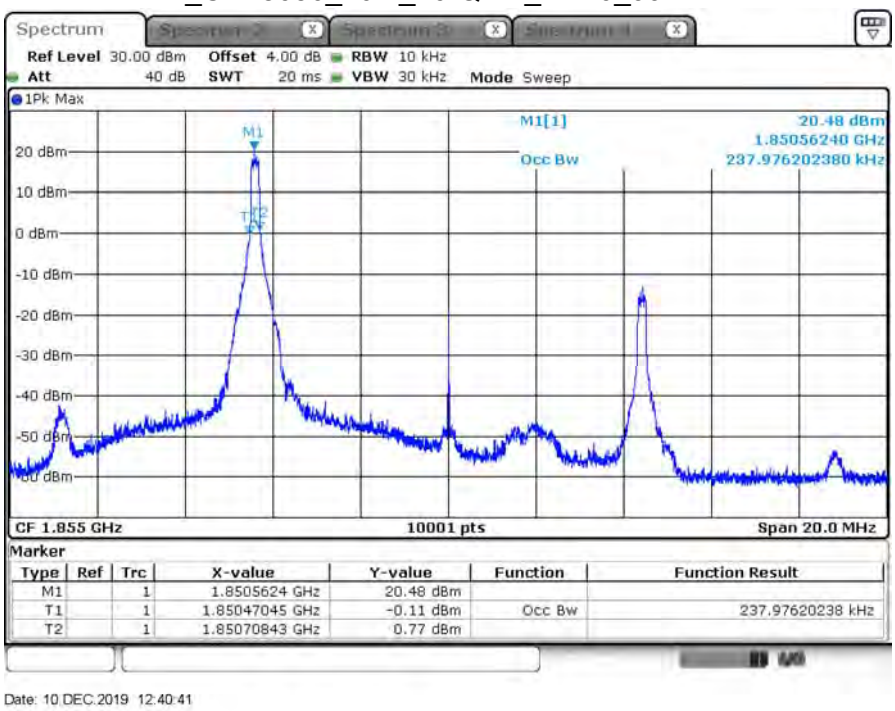

B2_CH18650_10M_16-QAM_50RB0_99% BW

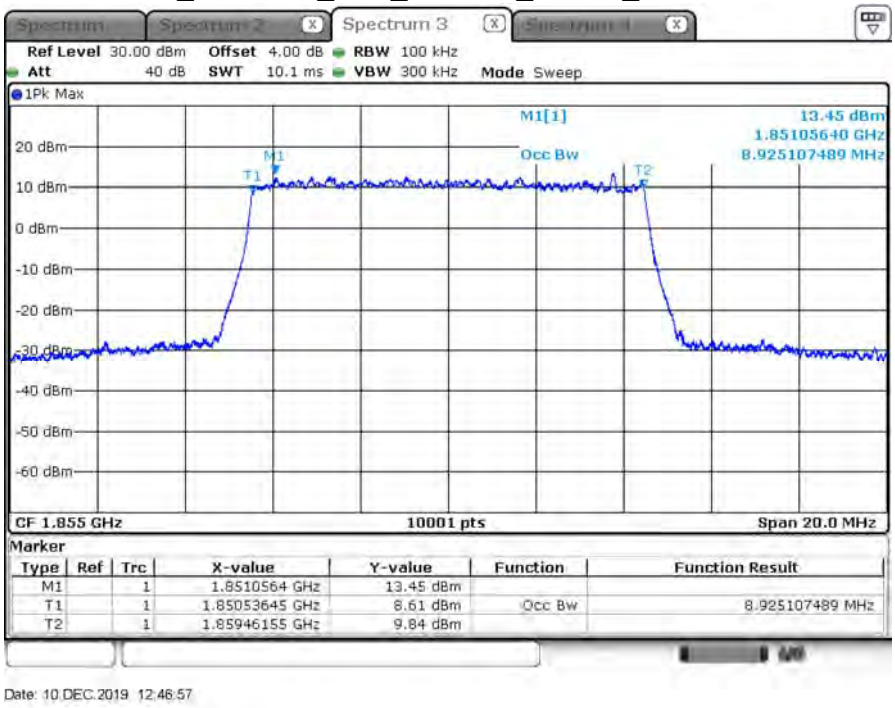

B2_CH18900_10M_QPSK_1RB0_26dB BW

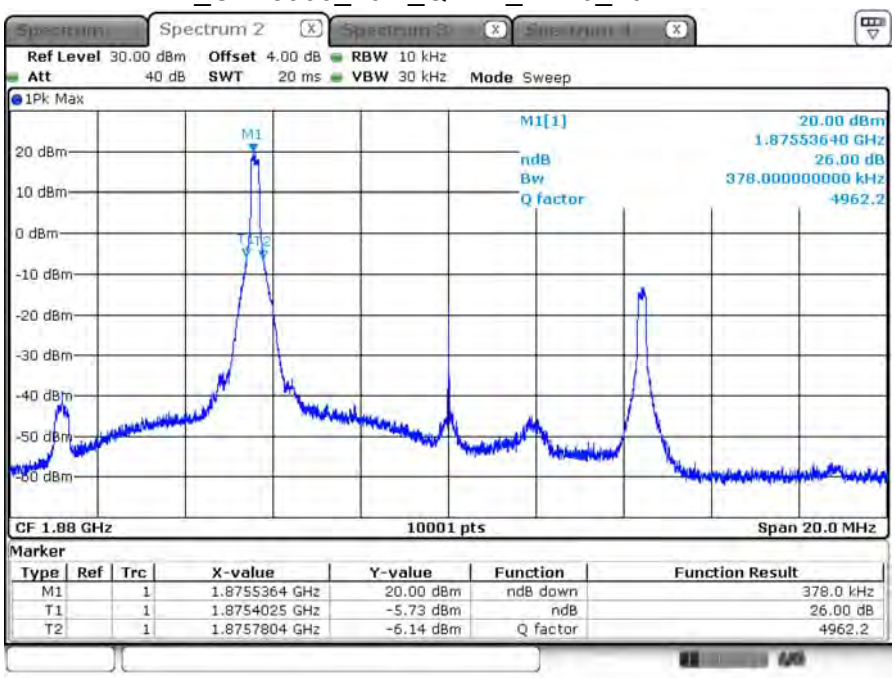

Date: 10.DEC.2019 13:19:18

B2_CH18900_10M_QPSK_50RB0_26dB BW

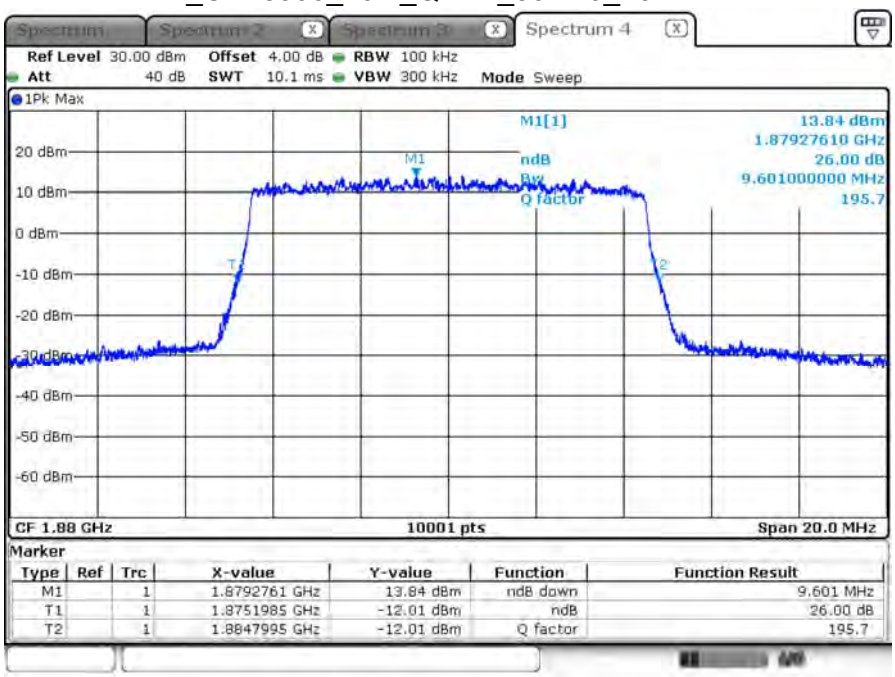

Date: 10.DEC.2019 13:00:30

B2_CH18900_10M_QPSK_1RB0_99% BW

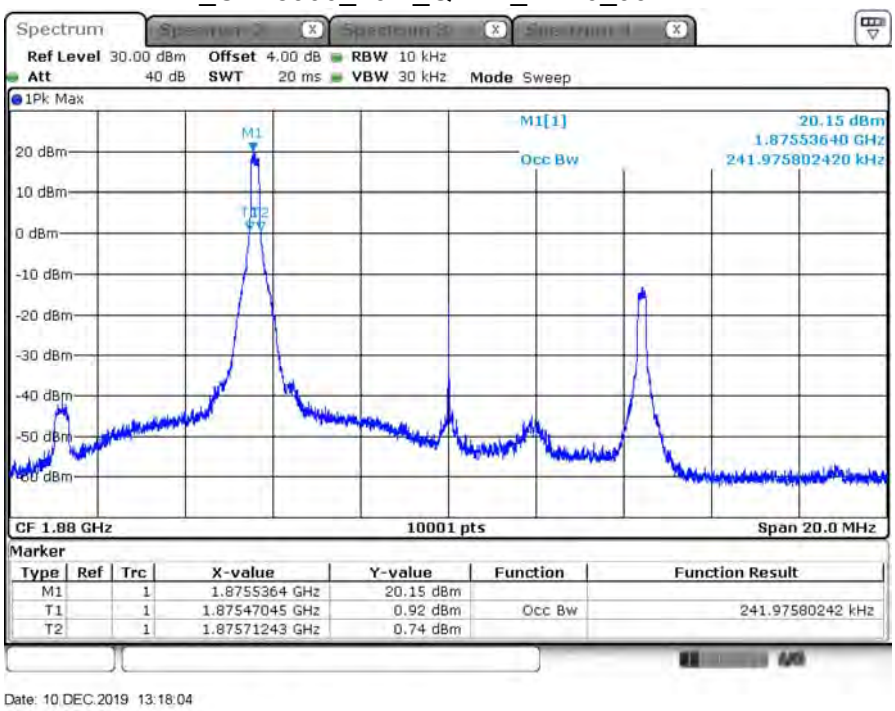

Date: 10.DEC.2019 13:18:04

B2_CH18900_10M_QPSK_50RB0_99% BW

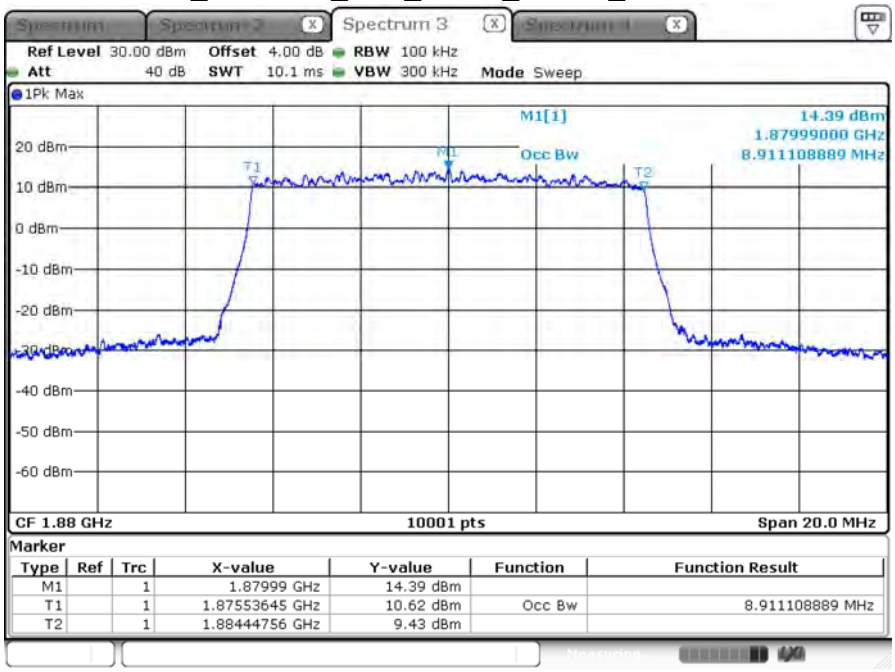

Date: 10.DEC.2019 12:59:41

B2_CH18900_10M_16-QAM_1RB0_26dB BW

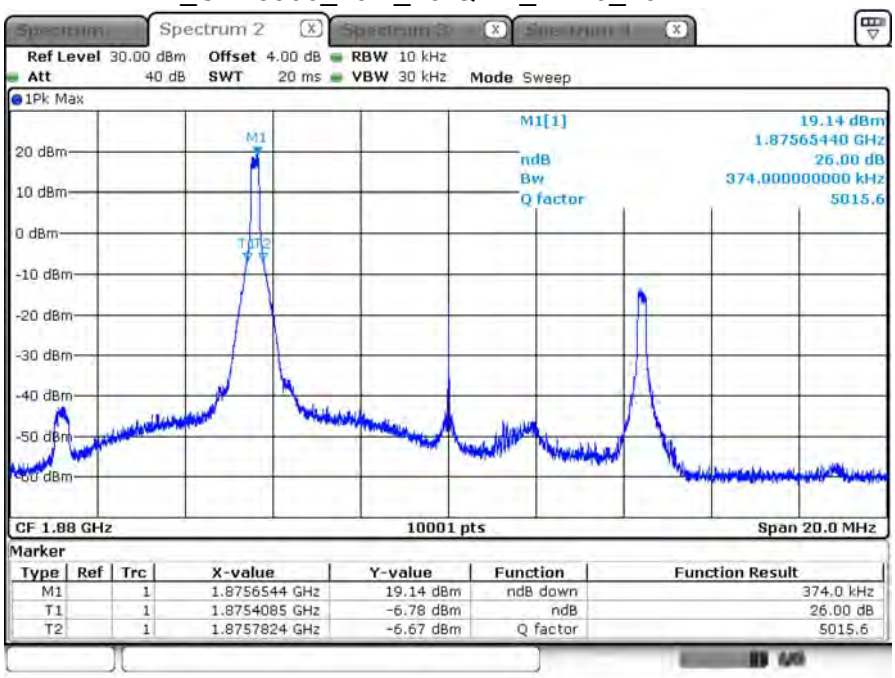

Date: 10.DEC.2019 13:16:31

B2_CH18900_10M_16-QAM_50RB0_26dB BW

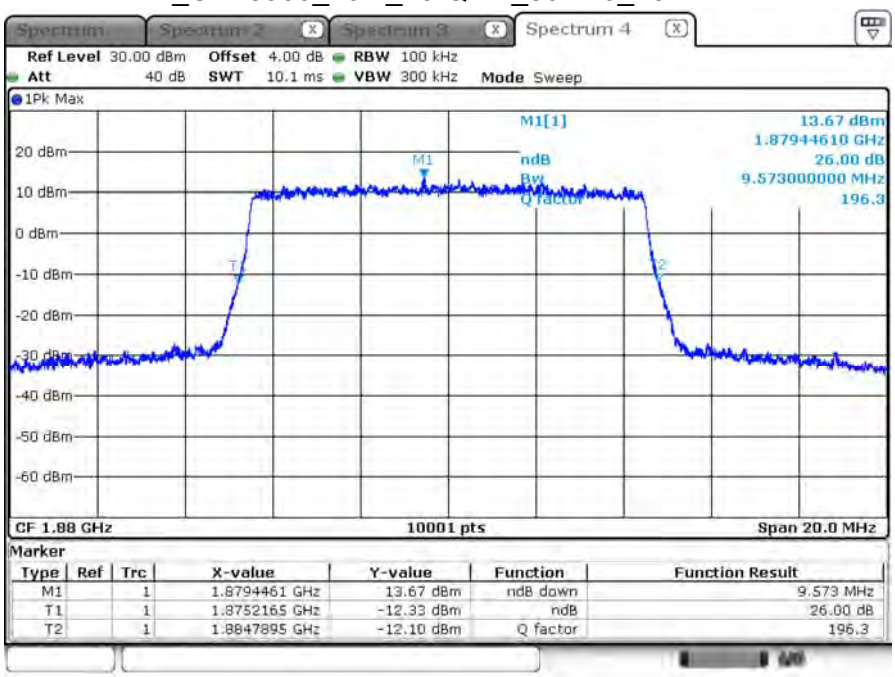

Date: 10.DEC.2019 13:06:22

B2_CH18900_10M_16-QAM_1RB0_99% BW

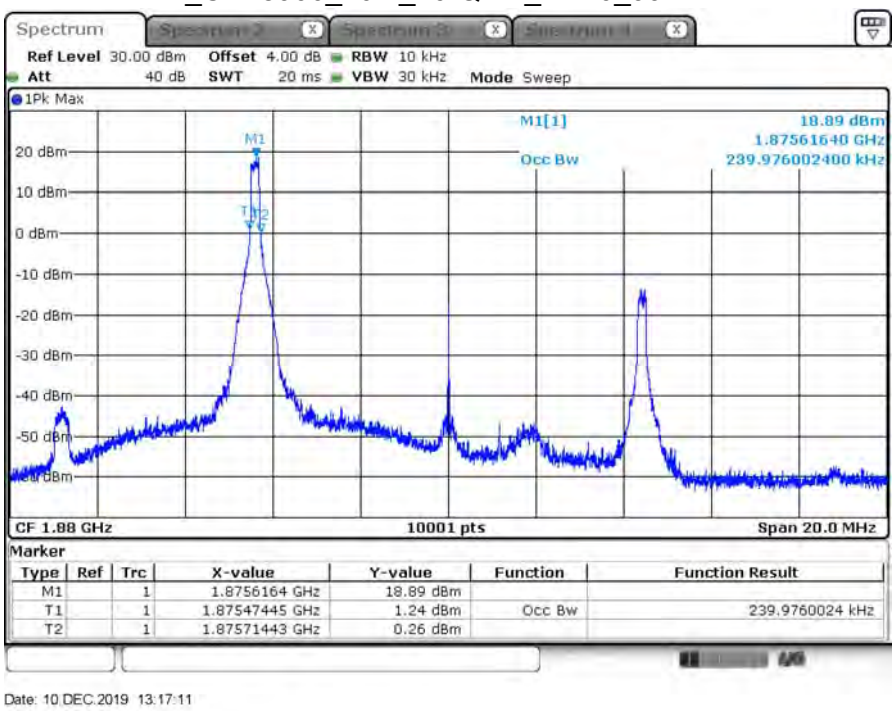

Date: 10.DEC.2019 13:17:11

B2_CH18900_10M_16-QAM_50RB0_99% BW

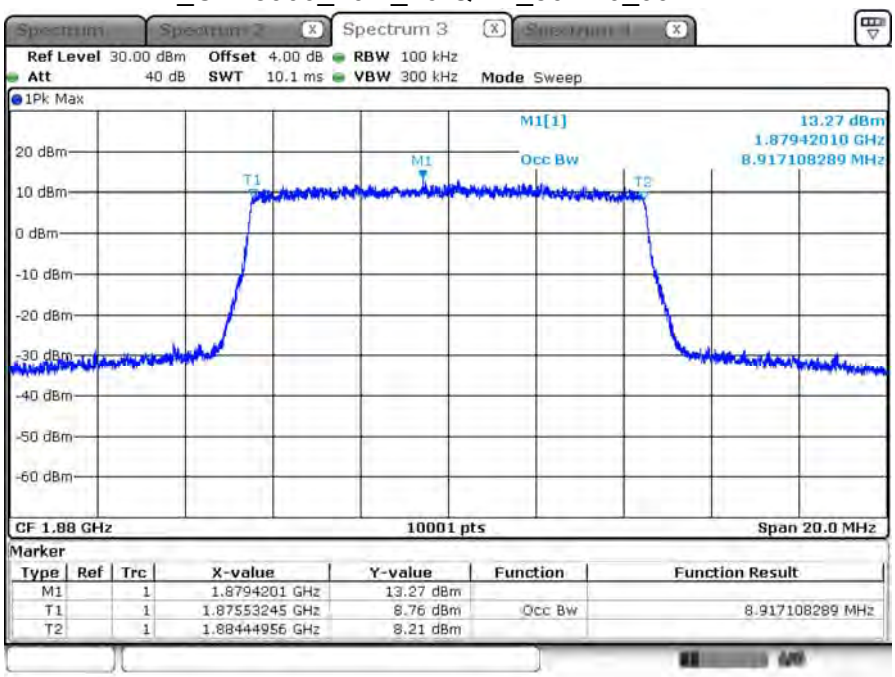

Date: 10.DEC.2019 13:06:54

B2_CH19150_10M_QPSK_1RB49_26dB BW

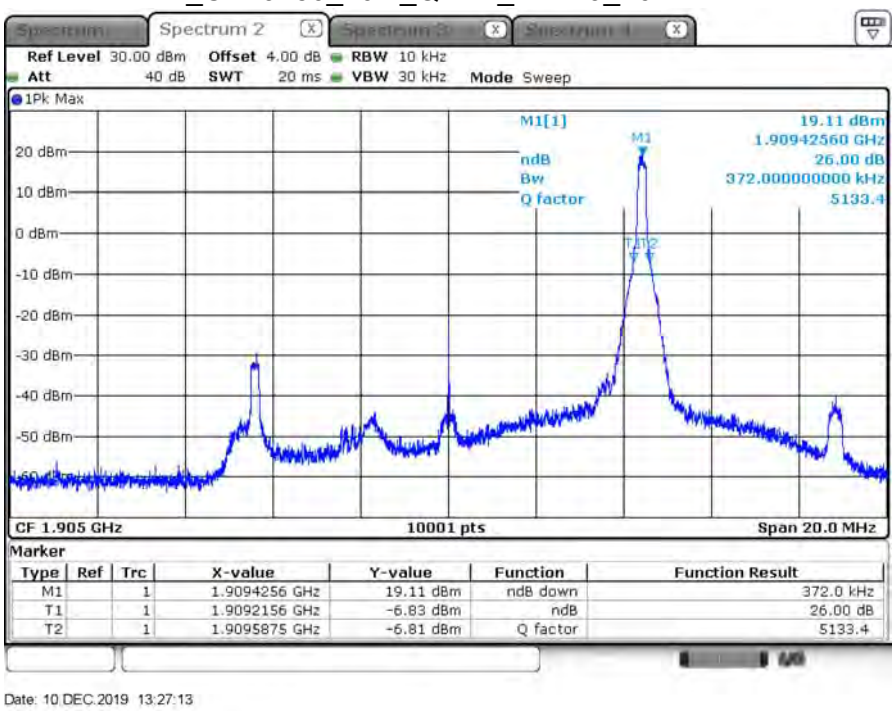

Date: 10.DEC.2019 13:27:13

B2_CH19150_10M_QPSK_50RB0_26dB BW

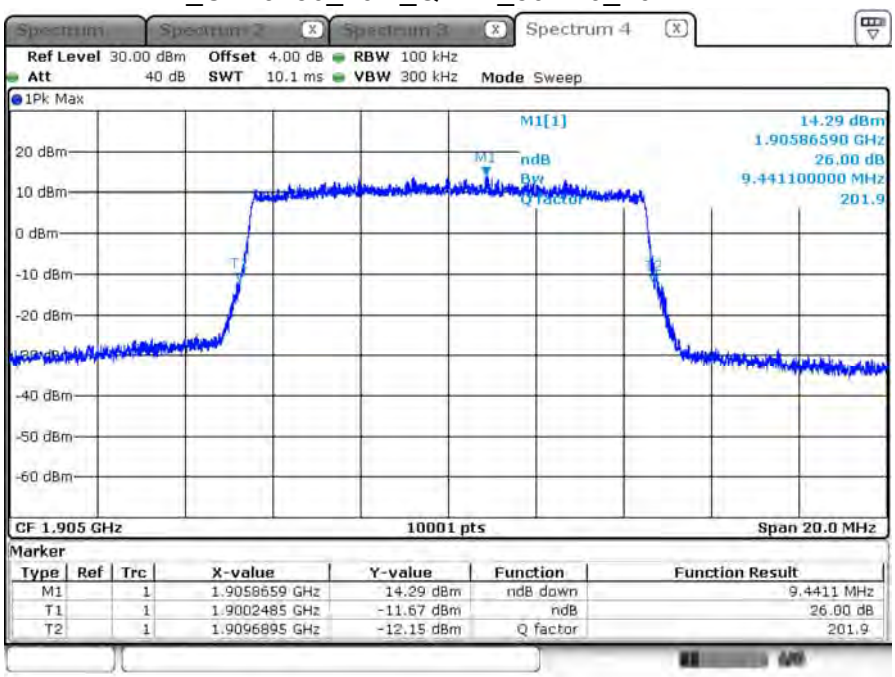

Date: 10.DEC.2019 13:30:44

B2_CH19150_10M_QPSK_1RB49_99% BW

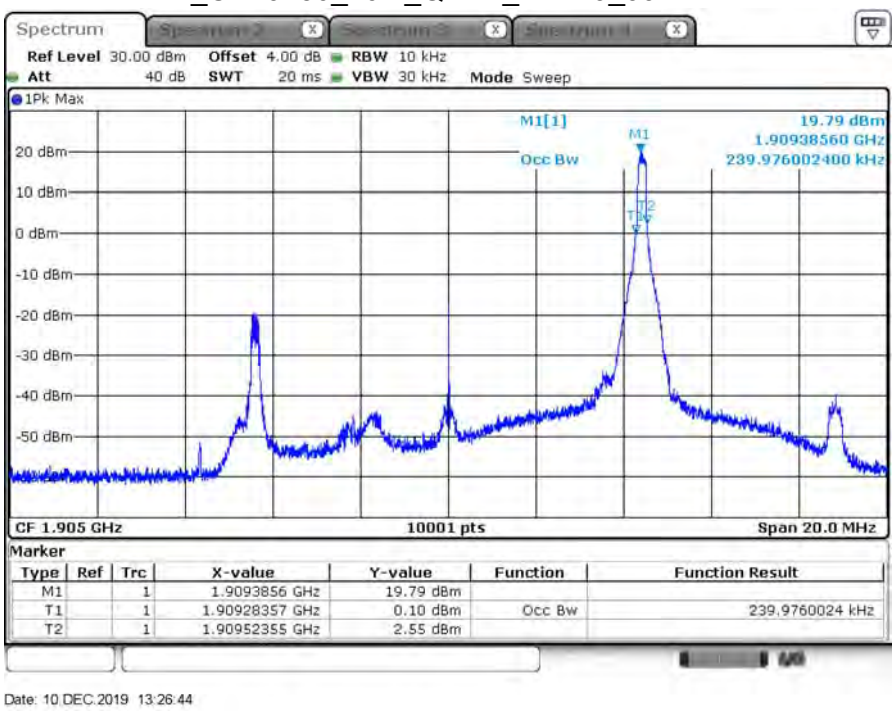

B2_CH19150_10M_QPSK_50RB0_99% BW

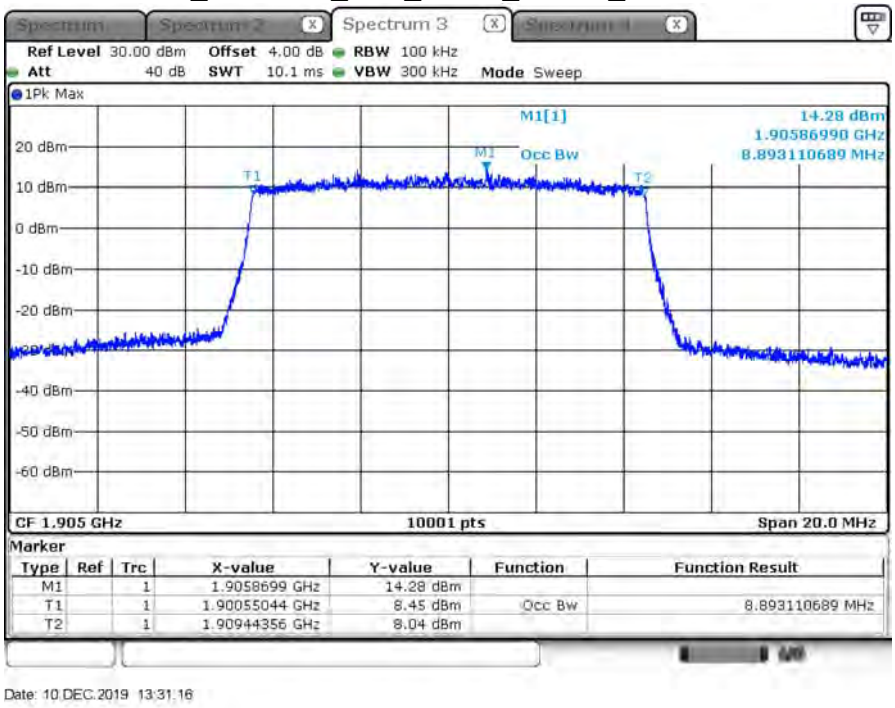

B2_CH19150_10M_16-QAM_1RB49_26dB BW

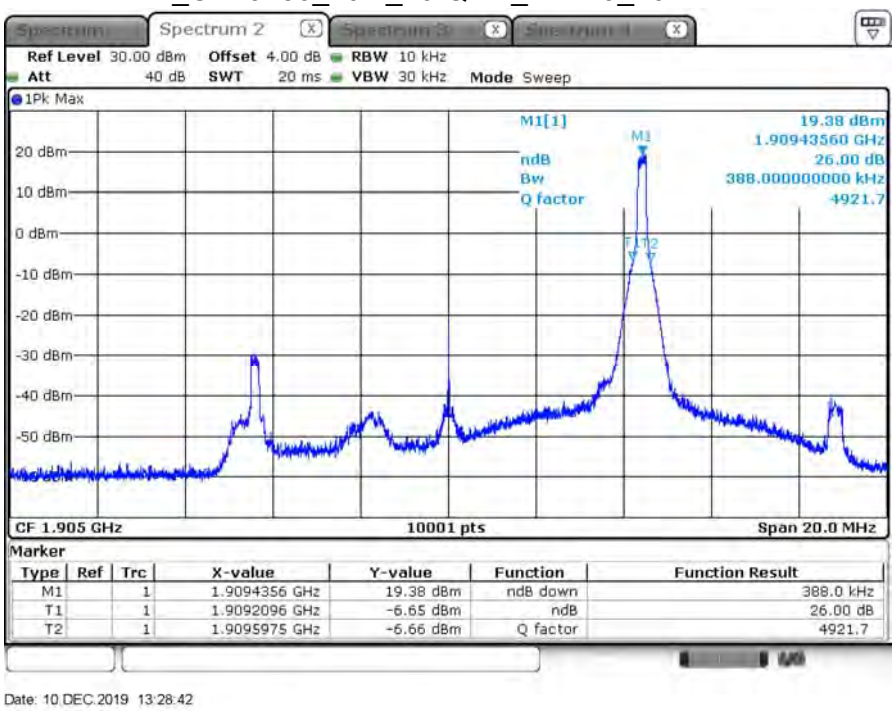

Date: 10.DEC.2019 13:28:42

B2_CH19150_10M_16-QAM_50RB0_26dB BW

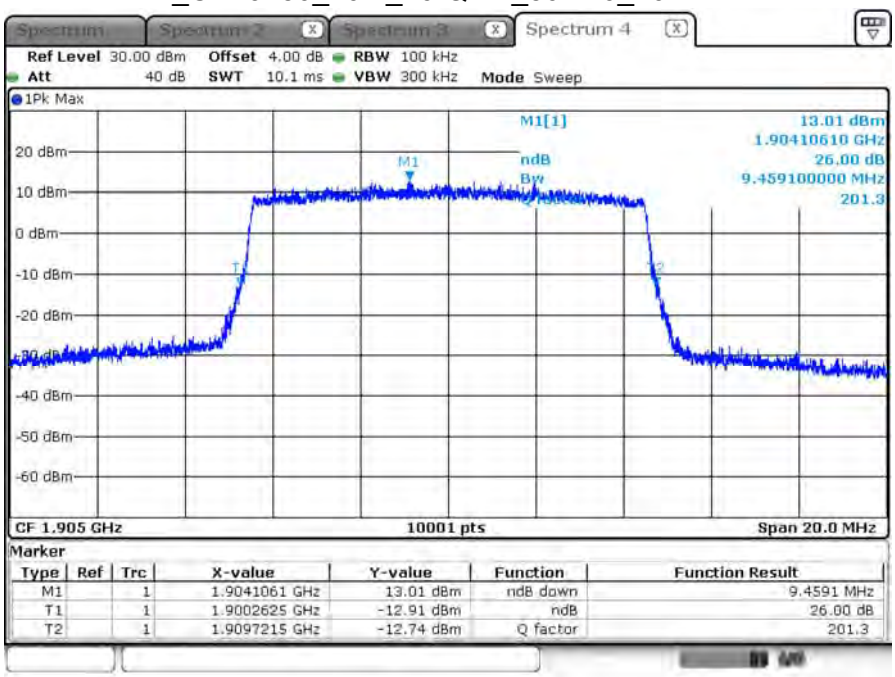

Date: 10.DEC.2019 13:30:22

B2_CH19150_10M_16-QAM_1RB49_99% BW

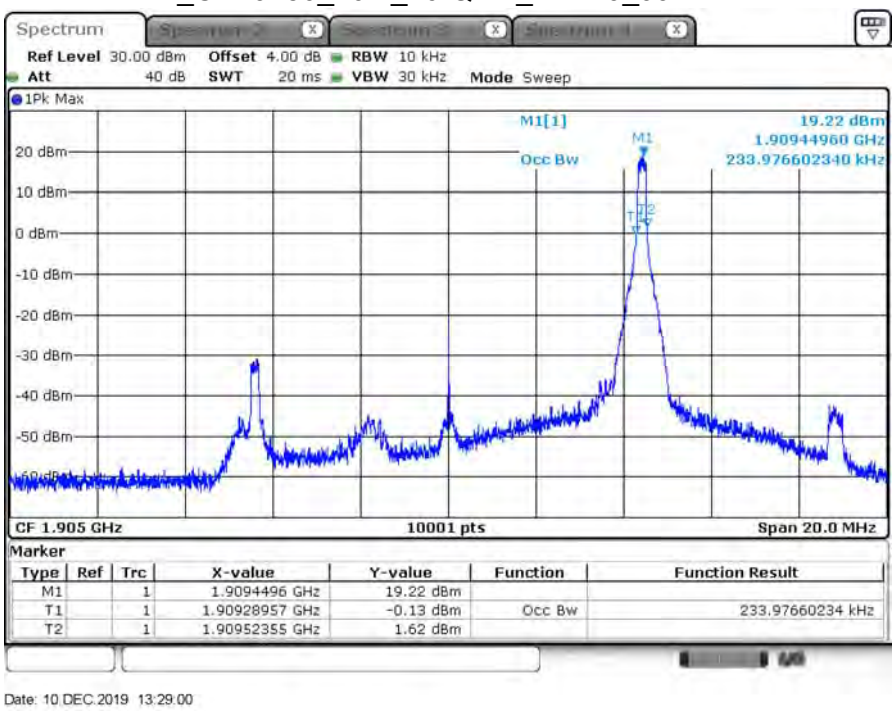

Date: 10.DEC.2019 13:29:00

B2_CH19150_10M_16-QAM_50RB0_99% BW

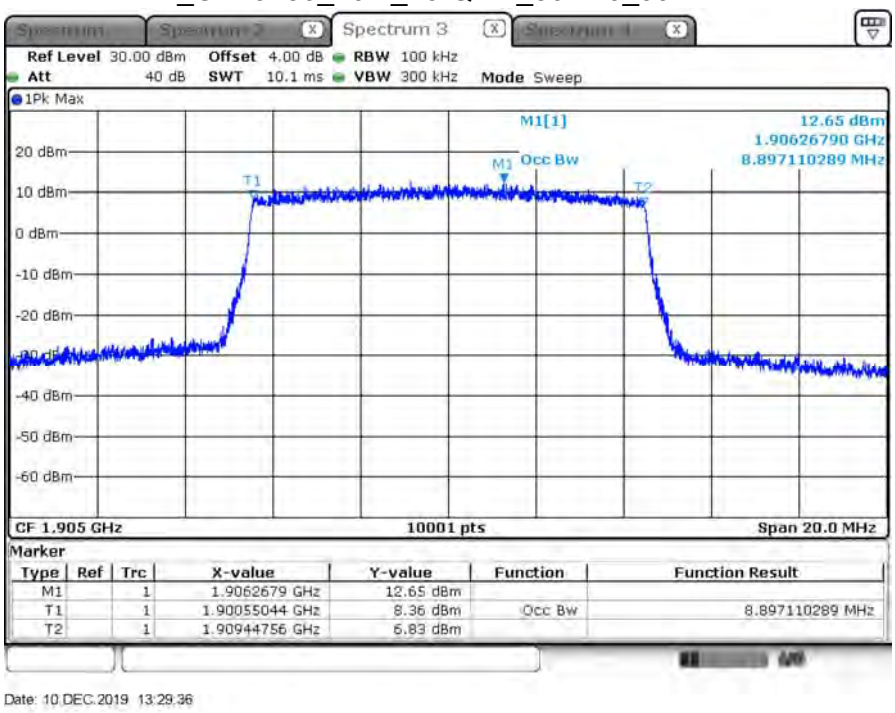

Date: 10.DEC.2019 13:29:36

B2_CH18675_15M_QPSK_1RB0_26dB BW

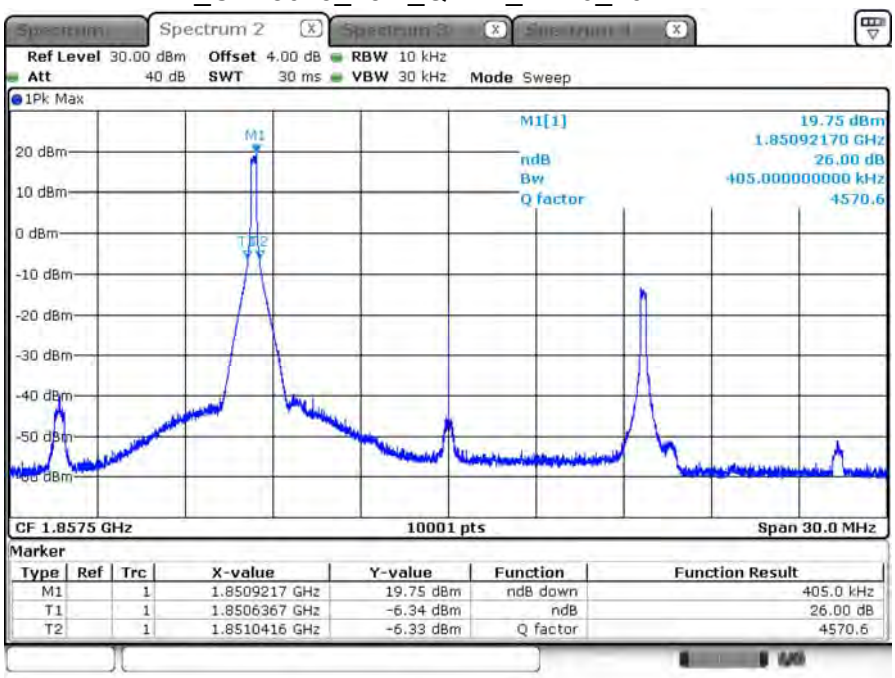

Date: 10.DEC.2019 13:42:55

B2_CH18675_15M_QPSK_75RB0_26dB BW

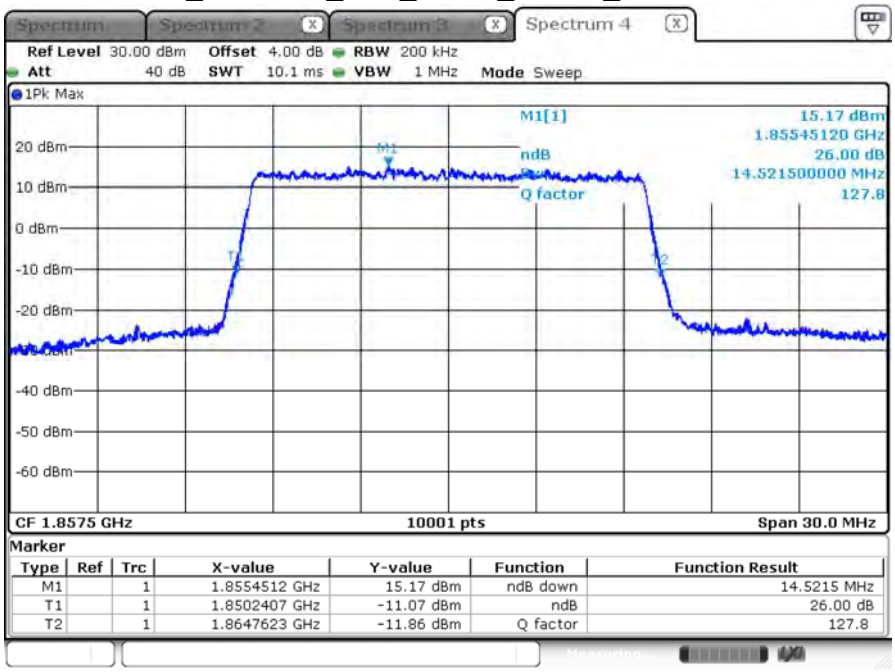

Date: 10.DEC.2019 13:49:48

B2_CH18675_15M_QPSK_1RB0_99% BW

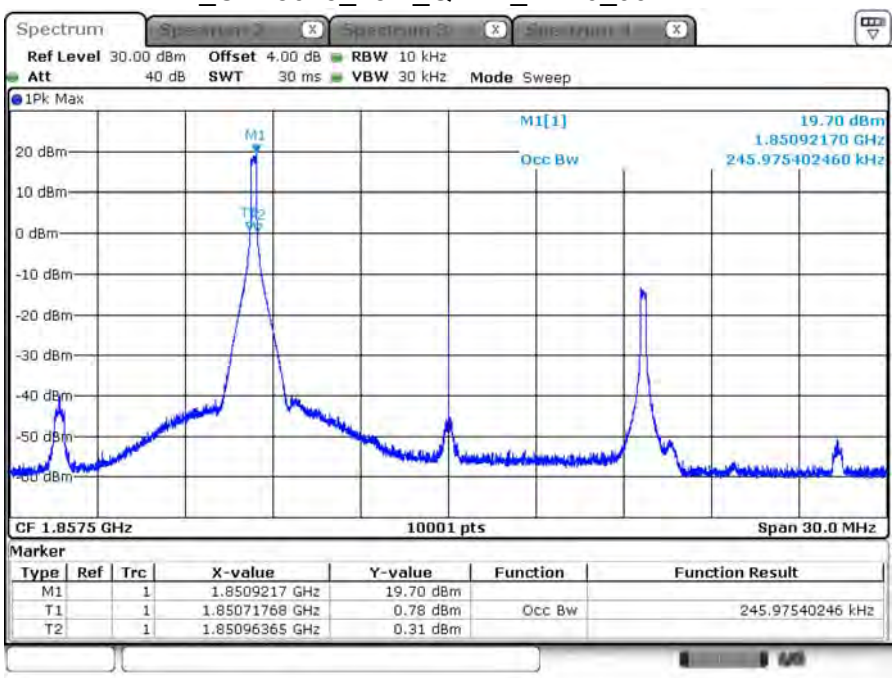

Date: 10.DEC.2019 13:38:09

B2_CH18675_15M_QPSK_75RB0_99% BW

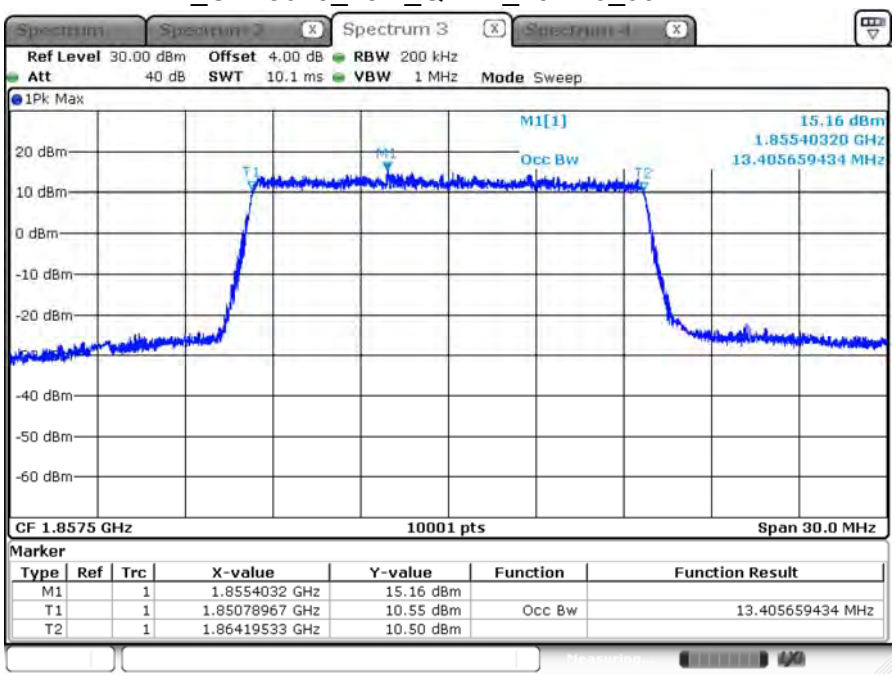

Date: 10.DEC.2019 13:50:19

B2_CH18675_15M_16-QAM_1RB0_26dB BW

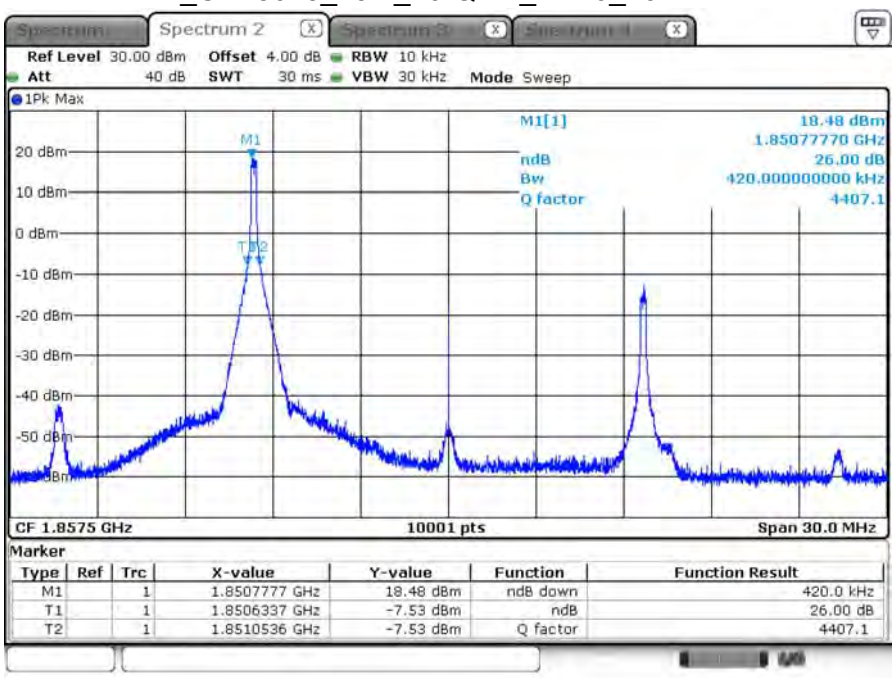

Date: 10.DEC.2019 13:43:41

B2_CH18675_15M_16-QAM_75RB0_26dB BW

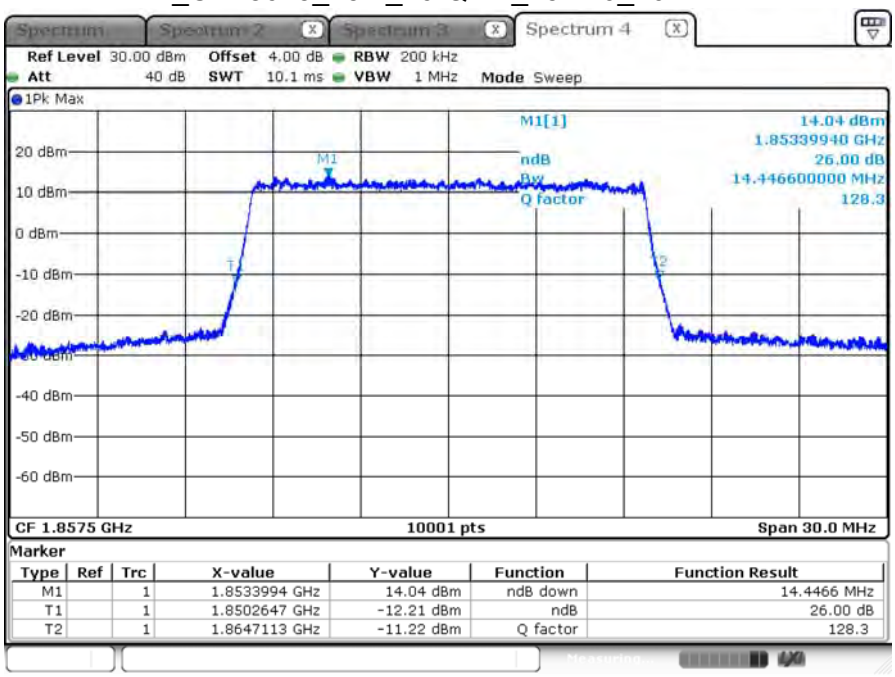

Date: 10.DEC.2019 13:48:02

B2_CH18675_15M_16-QAM_1RB0_99% BW

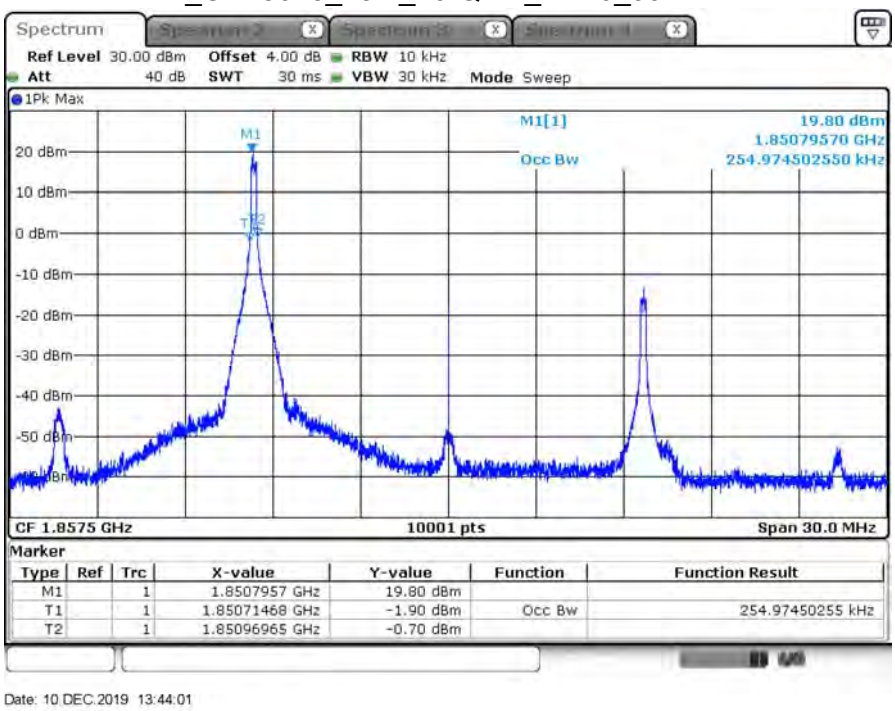

Date: 10.DEC.2019 13:44:01

B2_CH18675_15M_16-QAM_75RB0_99% BW

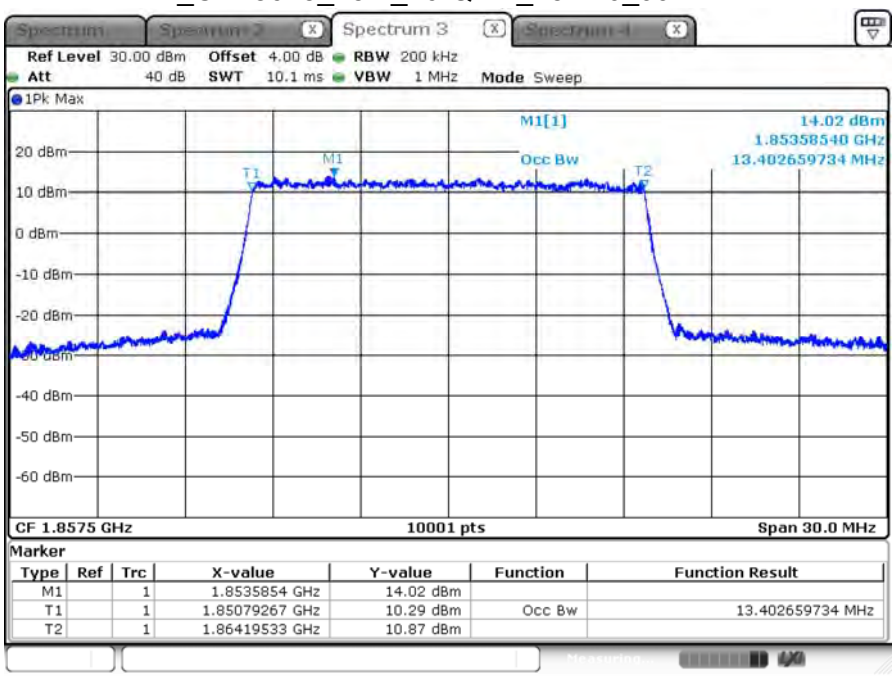

Date: 10.DEC.2019 13:46:42

B2_CH18900_15M_QPSK_1RB0_26dB BW

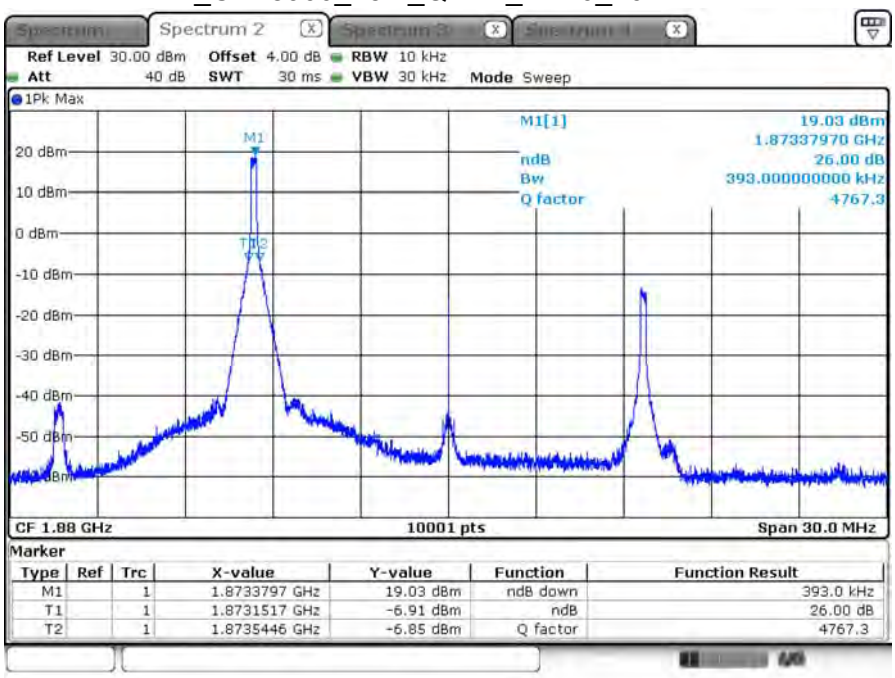

Date: 10.DEC.2019 14:08:38

B2_CH18900_15M_QPSK_75RB0_26dB BW

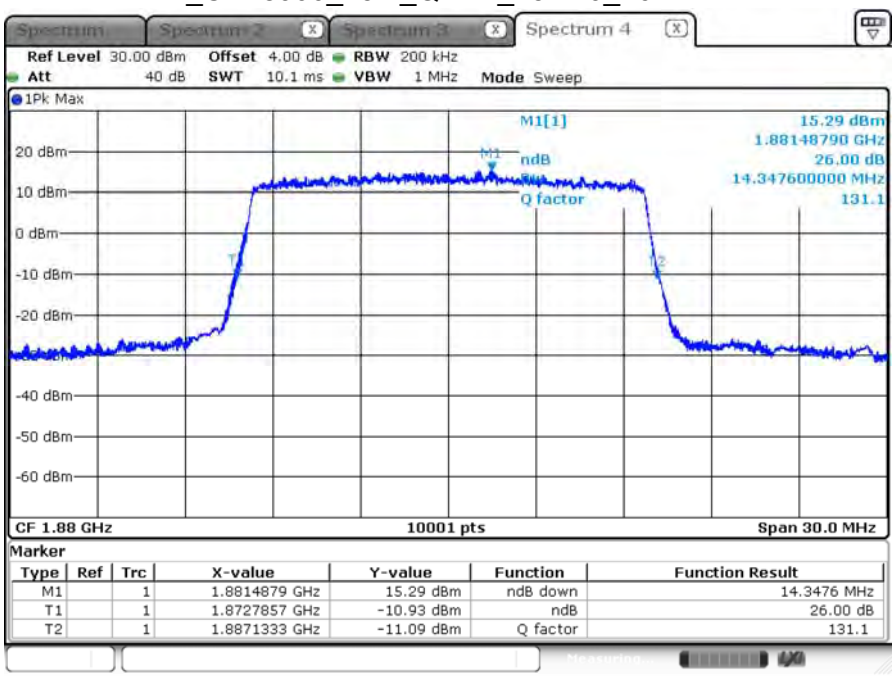

Date: 10.DEC.2019 13:53:21

B2_CH18900_15M_QPSK_1RB0_99% BW

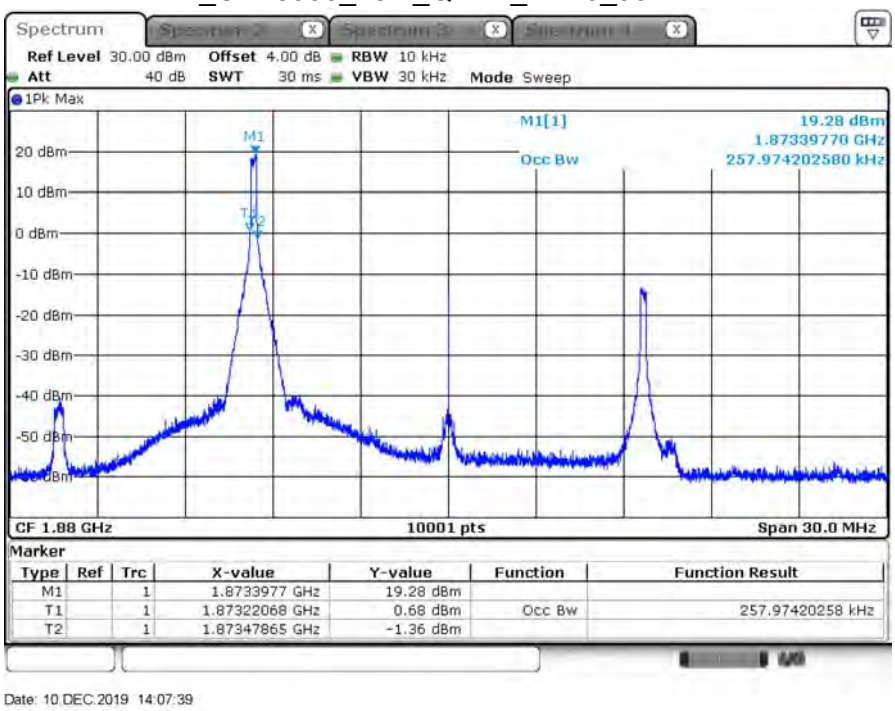

Date: 10.DEC.2019 14:07:39

B2_CH18900_15M_QPSK_75RB0_99% BW

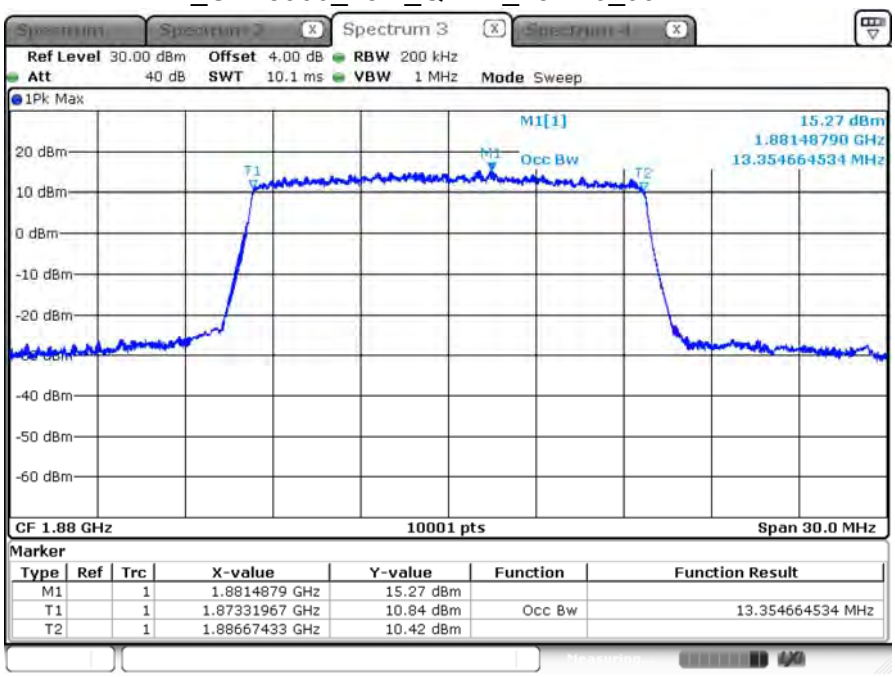

Date: 10.DEC.2019 13:52:21

B2_CH18900_15M_16-QAM_1RB0_26dB BW

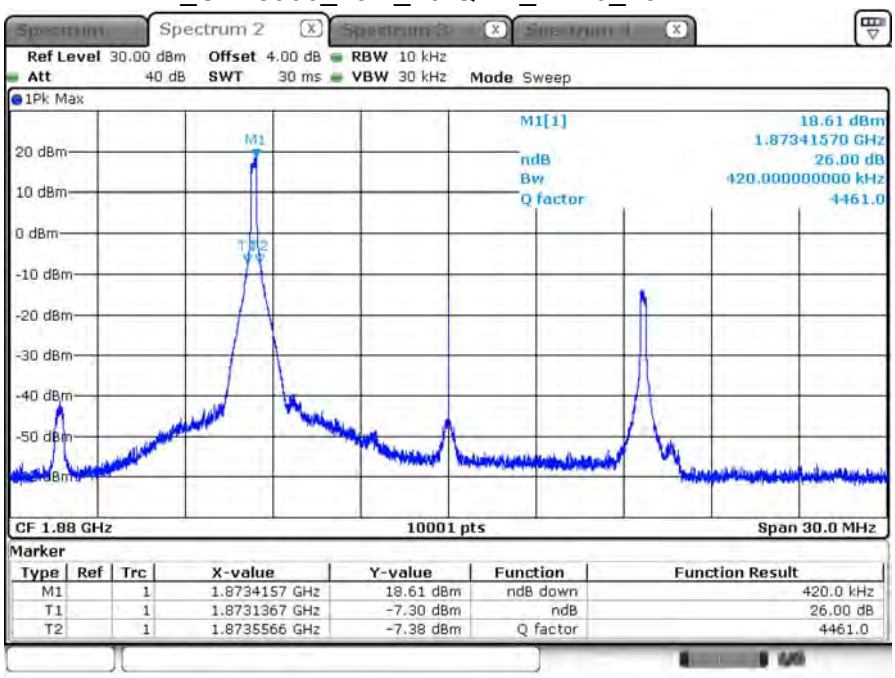

B2_CH18900_15M_16-QAM_75RB0_26dB BW

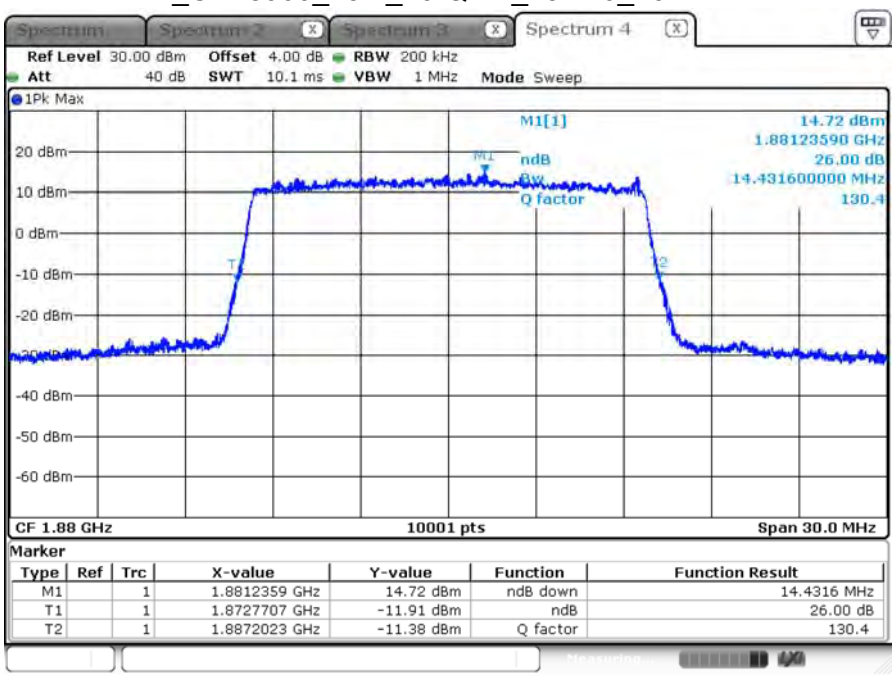

B2_CH18900_15M_16-QAM_1RB0_99% BW

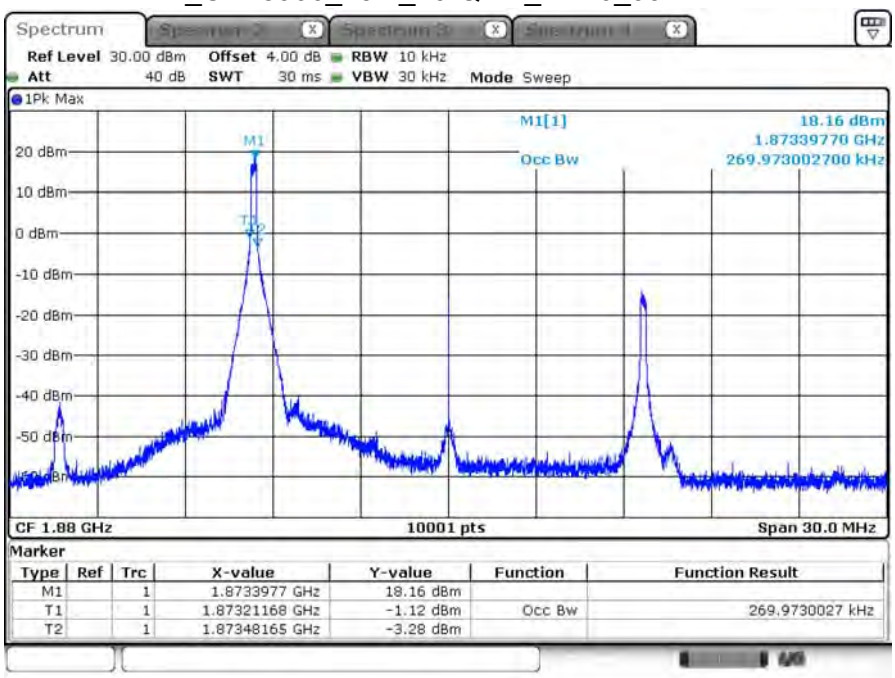

Date: 10.DEC.2019 14:06:13

B2_CH18900_15M_16-QAM_75RB0_99% BW

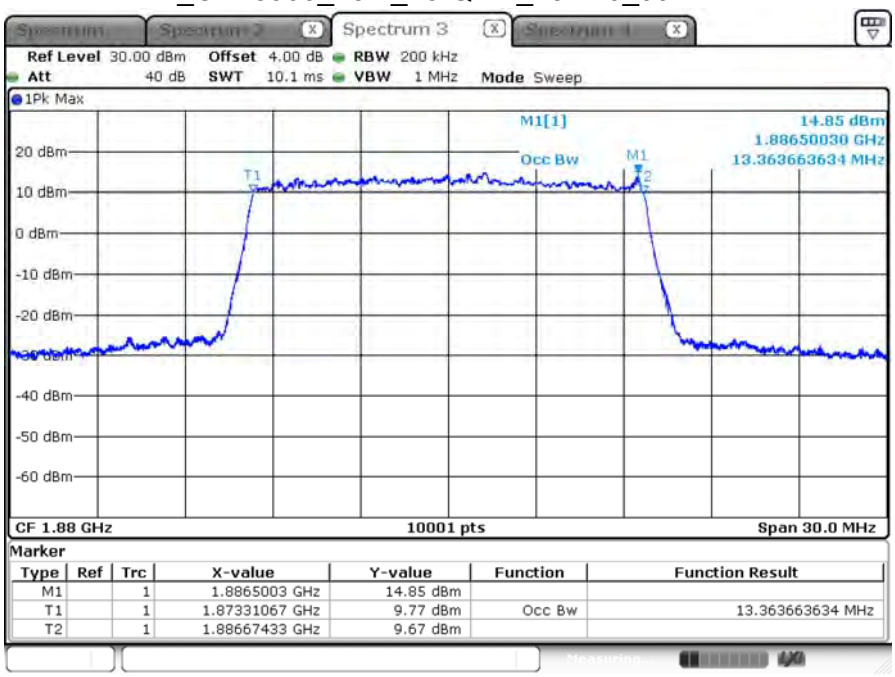

Date: 10.DEC.2019 13:59:14

B2_CH19125_15M_QPSK_1RB74_26dB BW

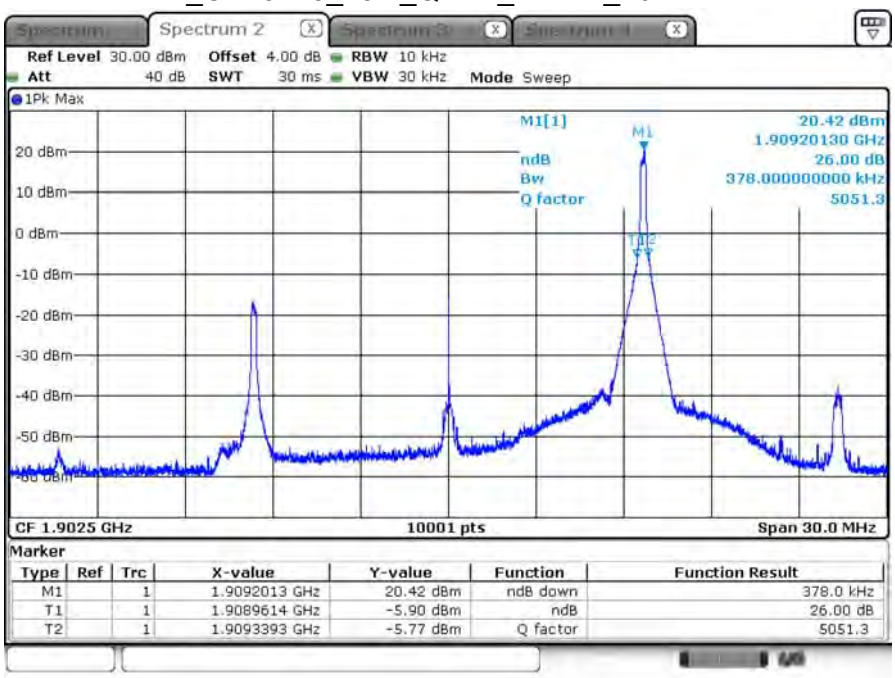

Date: 10.DEC.2019 14:17:31

B2_CH19125_15M_QPSK_75RB0_26dB BW

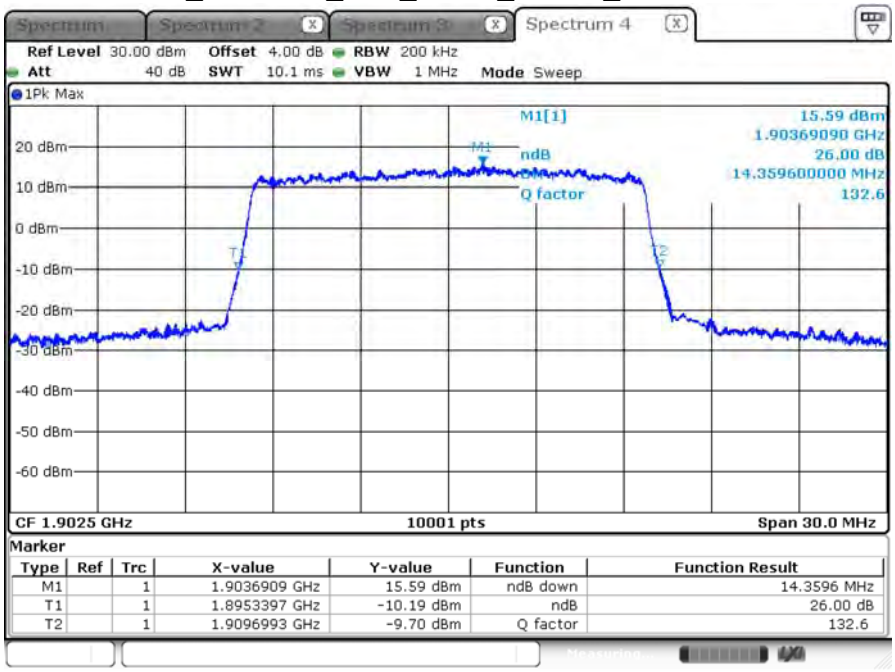

Date: 10.DEC.2019 14:25:30

B2_CH19125_15M_QPSK_1RB74_99% BW

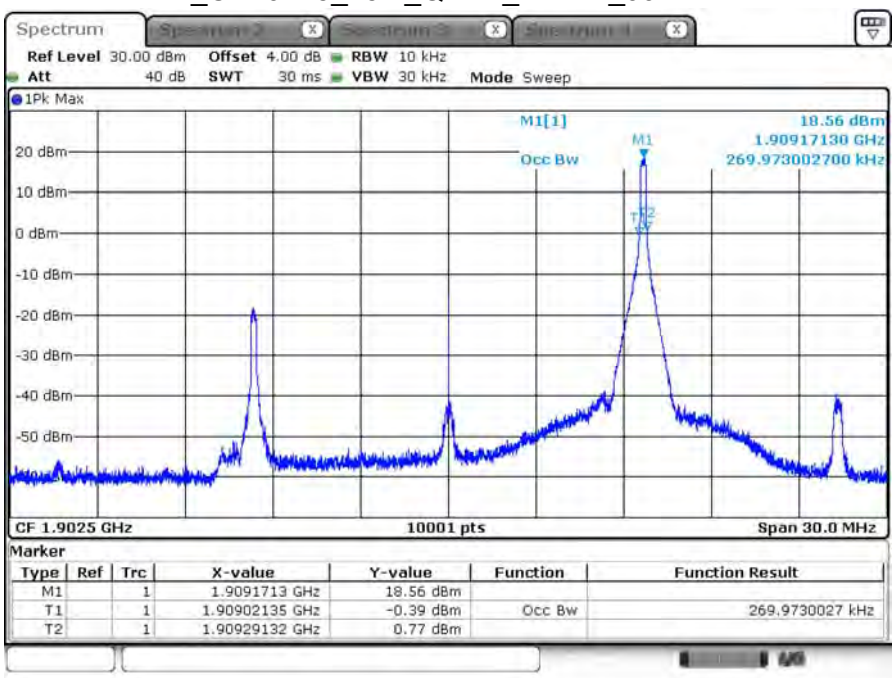

B2_CH19125_15M_QPSK_75RB0_99% BW

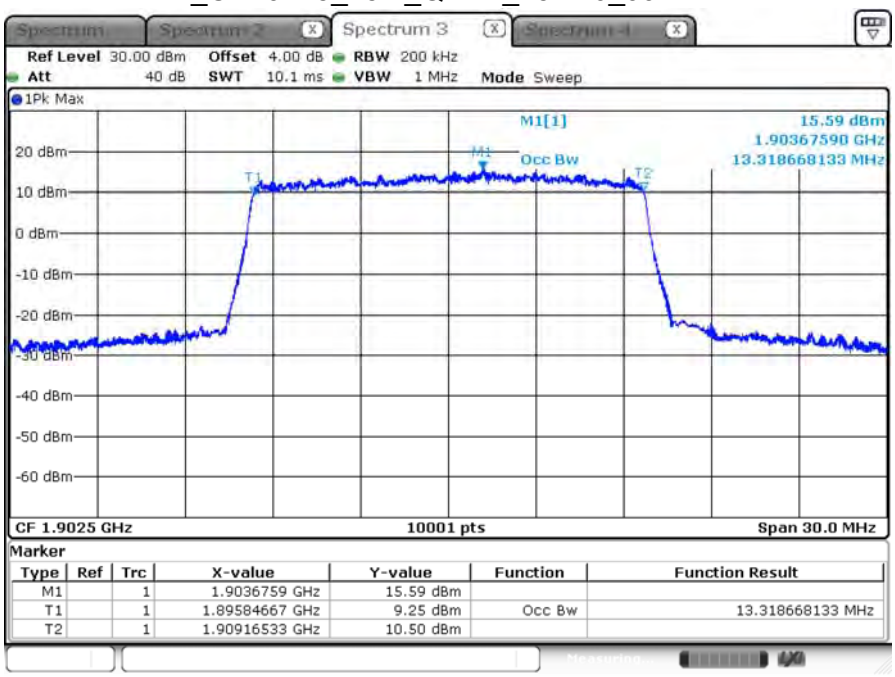

B2_CH19125_15M_16-QAM_1RB74_26dB BW

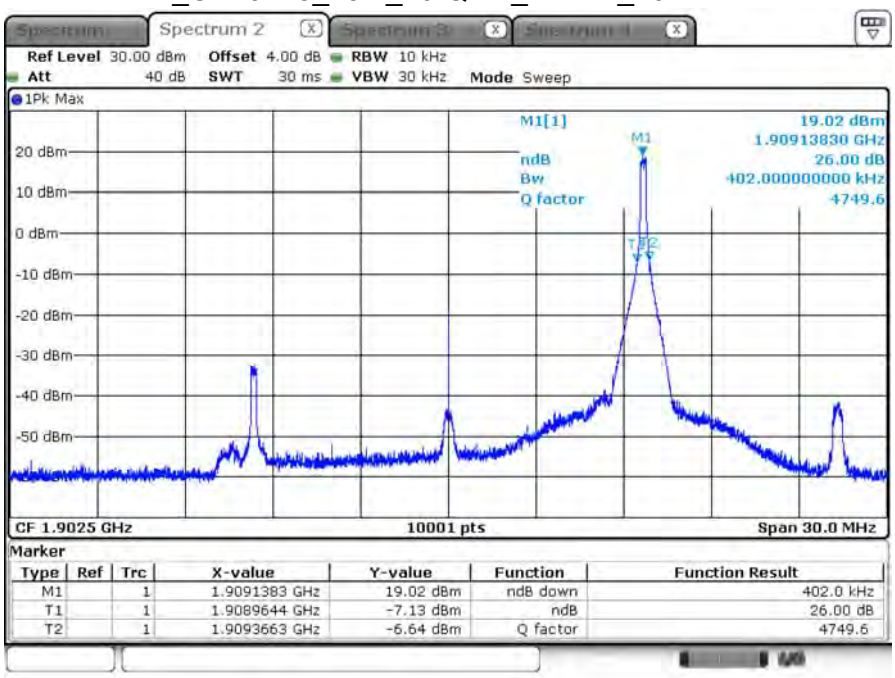

Date: 10.DEC.2019 14:19:40

B2_CH19125_15M_16-QAM_75RB0_26dB BW

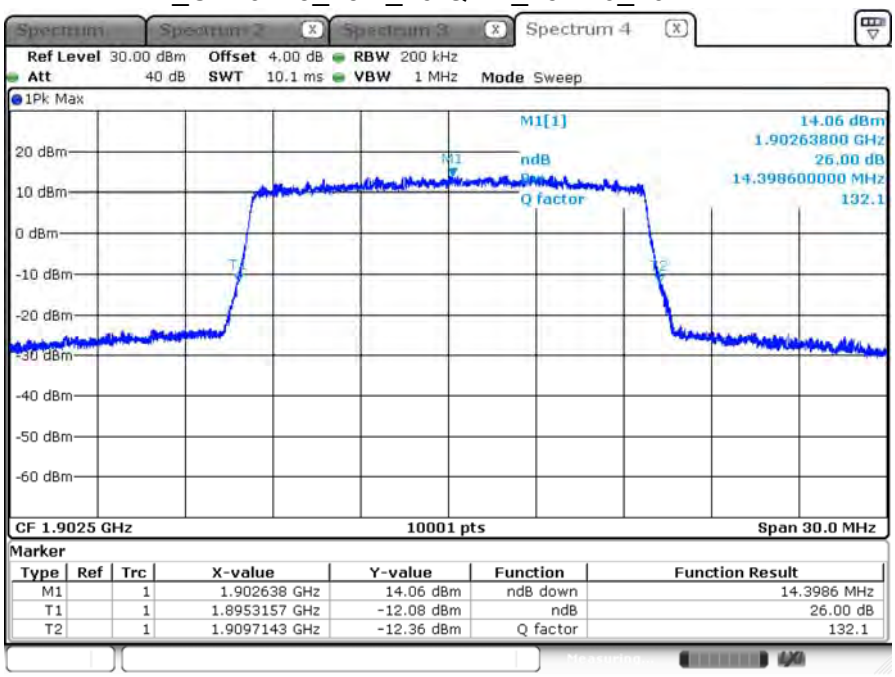

Date: 10.DEC.2019 14:23:35

B2_CH19125_15M_16-QAM_1RB74_99% BW

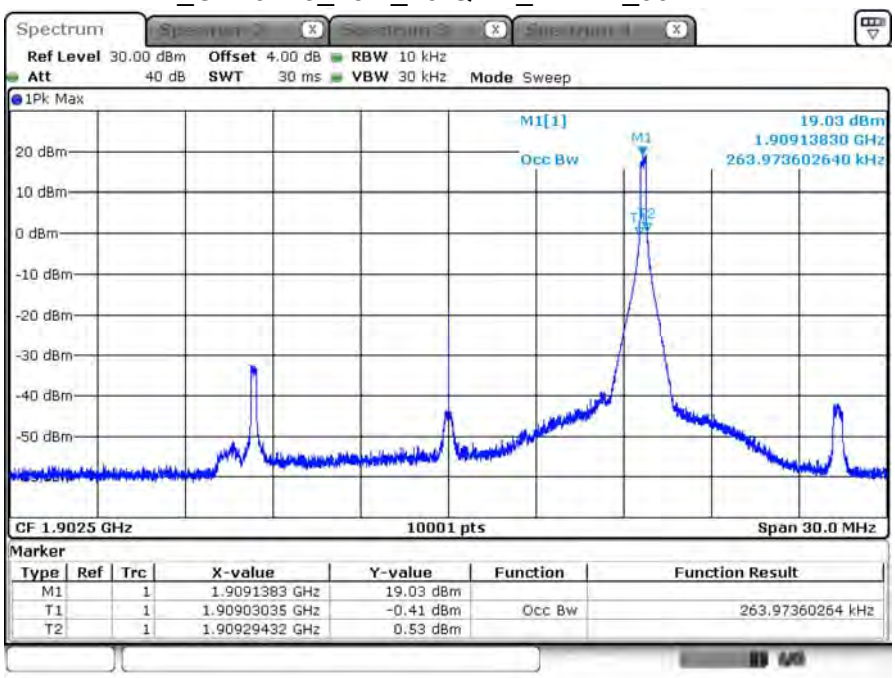

Date: 10.DEC.2019 14:21:30

B2_CH19125_15M_16-QAM_75RB0_99% BW

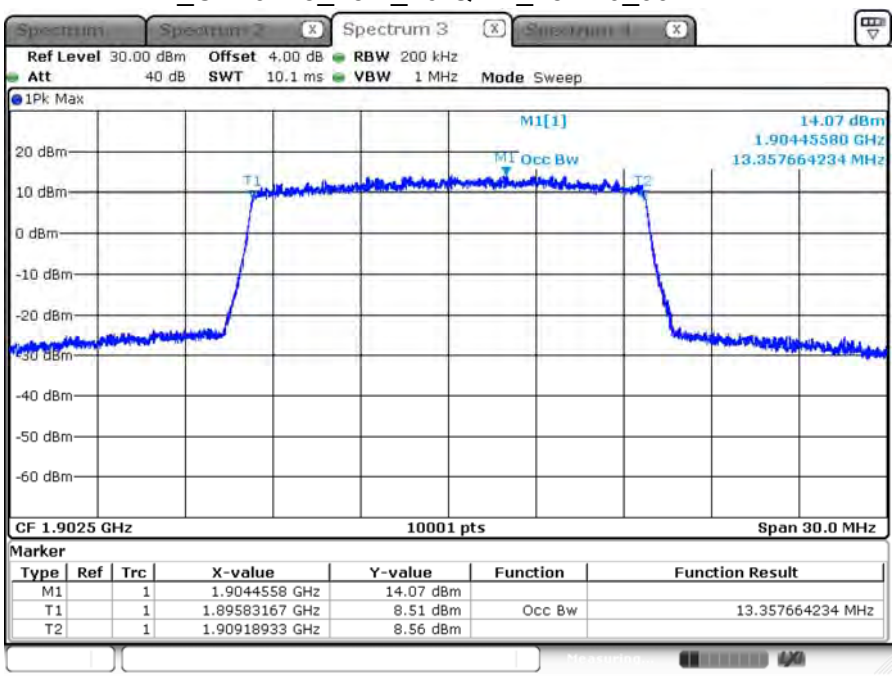

Date: 10.DEC.2019 14:22:31

B2_CH18700_20M_QPSK_1RB0_26dB BW

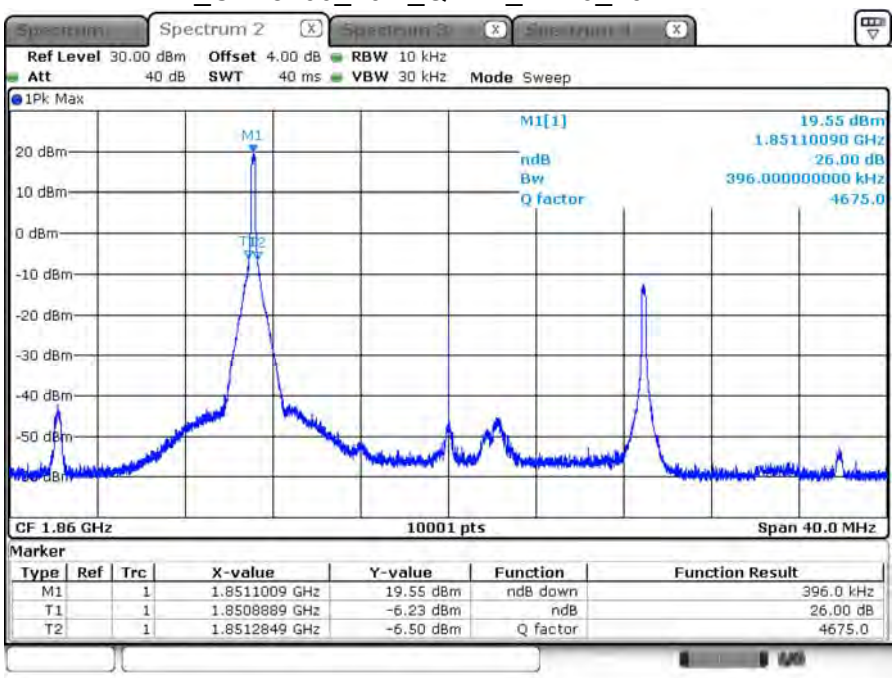

Date: 10.DEC.2019 14:38:26

B2_CH18700_20M_QPSK_100RB0_26dB BW

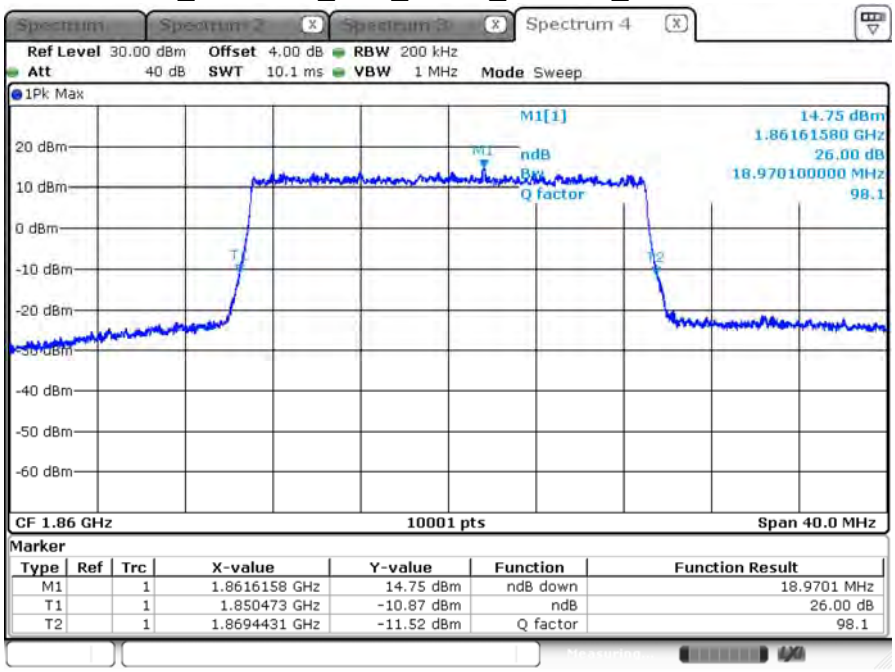

Date: 10.DEC.2019 14:52:44

B2_CH18700_20M_QPSK_1RB0_99% BW

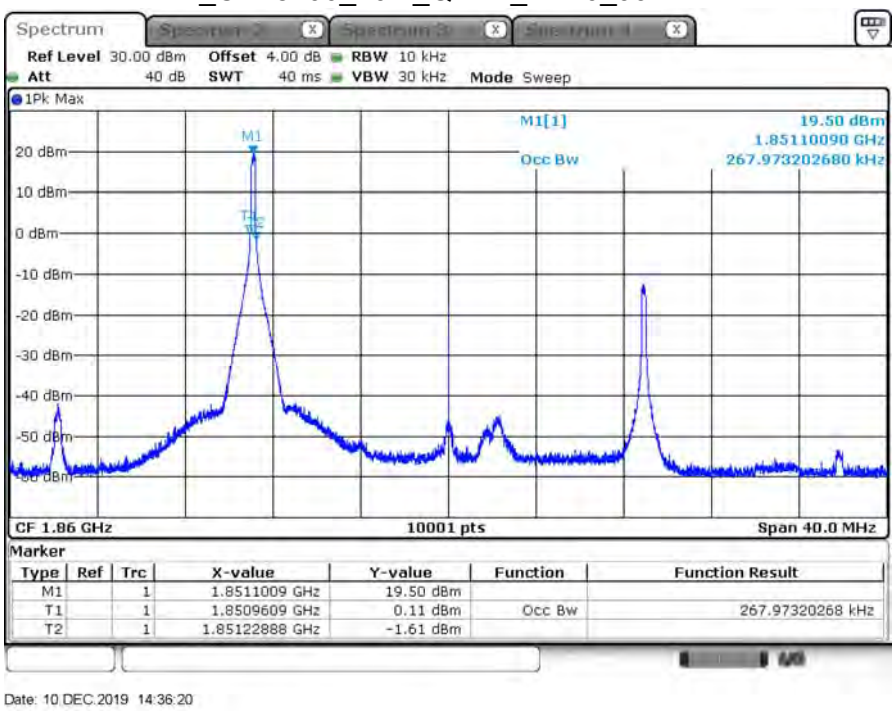

Date: 10.DEC.2019 14:36:20

B2_CH18700_20M_QPSK_100RB0_99% BW

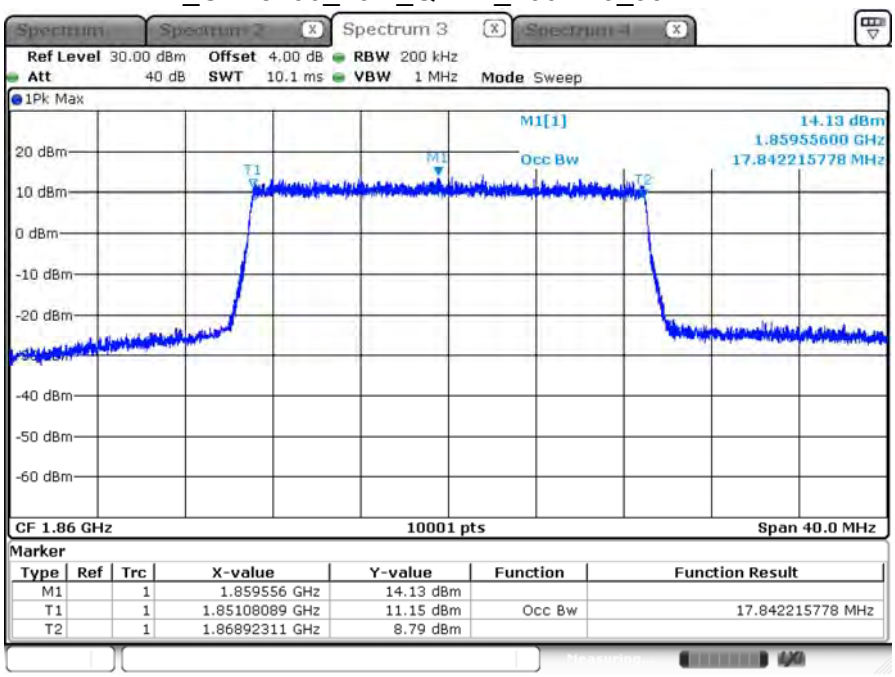

Date: 10.DEC.2019 14:53:06

B2_CH18700_20M_16-QAM_1RB0_26dB BW

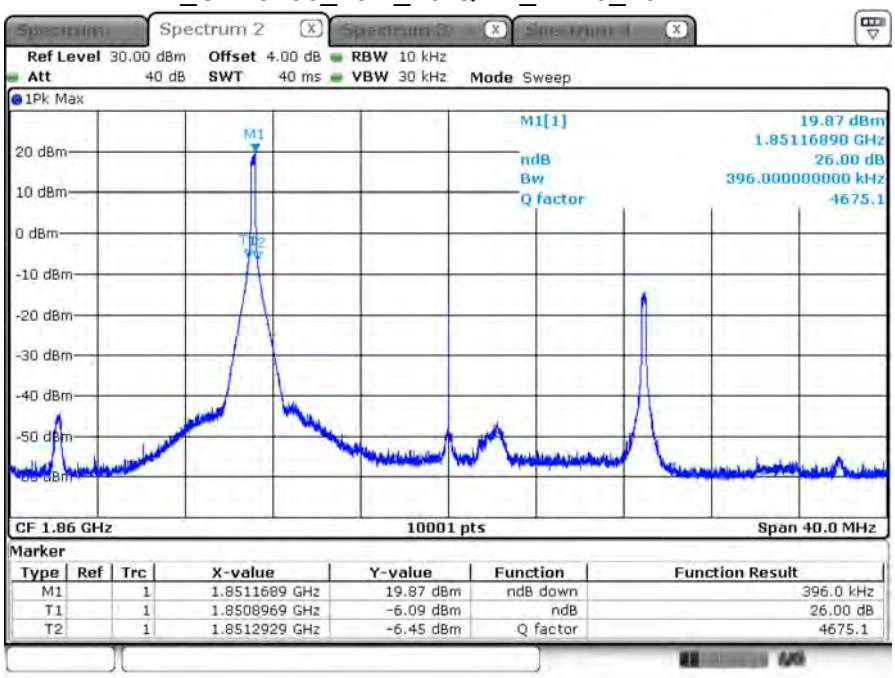

Date: 10.DEC.2019 14:41:41

B2_CH18700_20M_16-QAM_100RB0_26dB BW

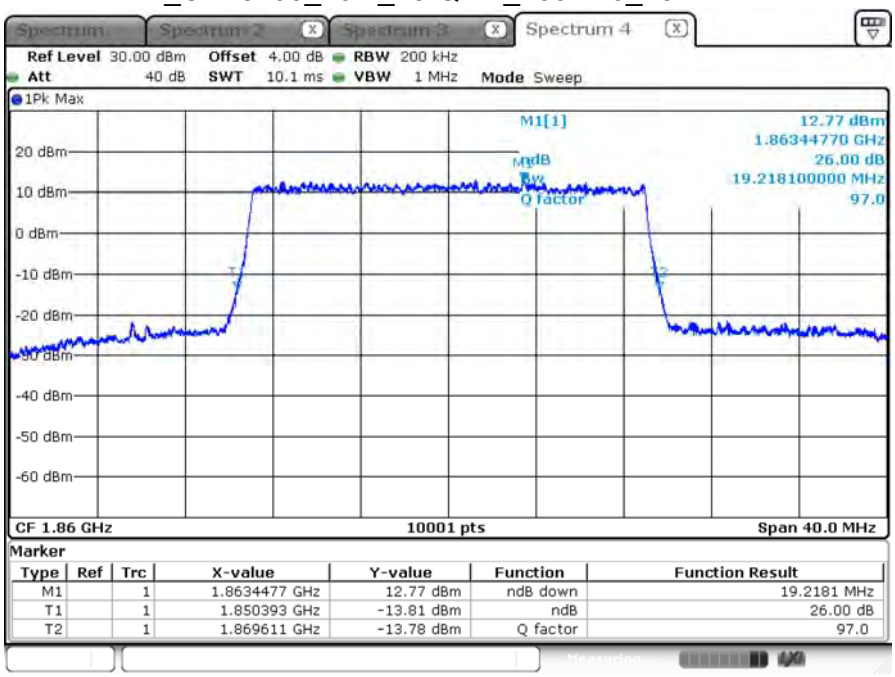

Date: 10.DEC.2019 14:50:34

B2_CH18700_20M_16-QAM_1RB0_99% BW

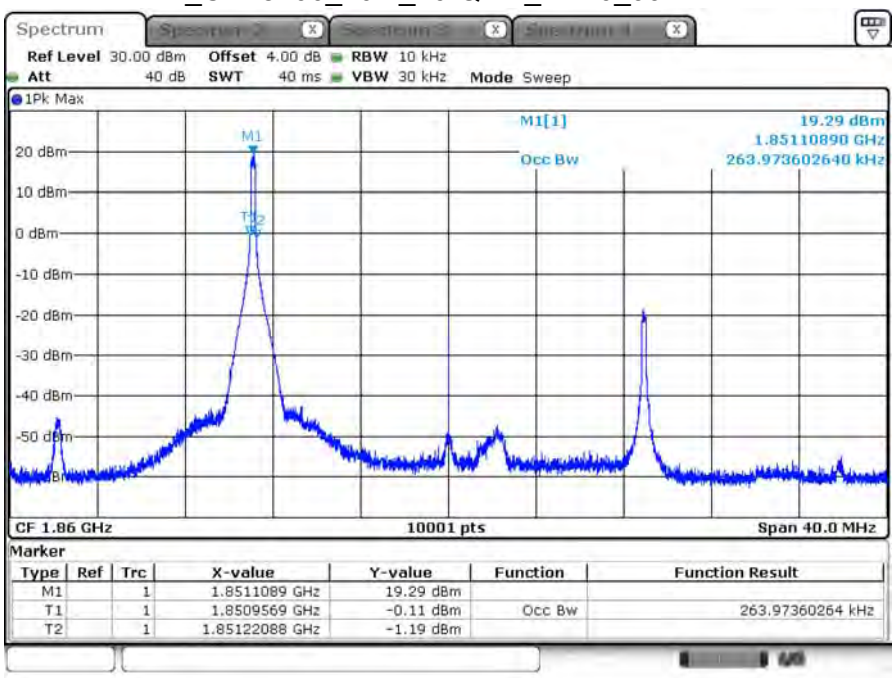

Date: 10.DEC.2019 14:42:24

B2_CH18700_20M_16-QAM_100RB0_99% BW

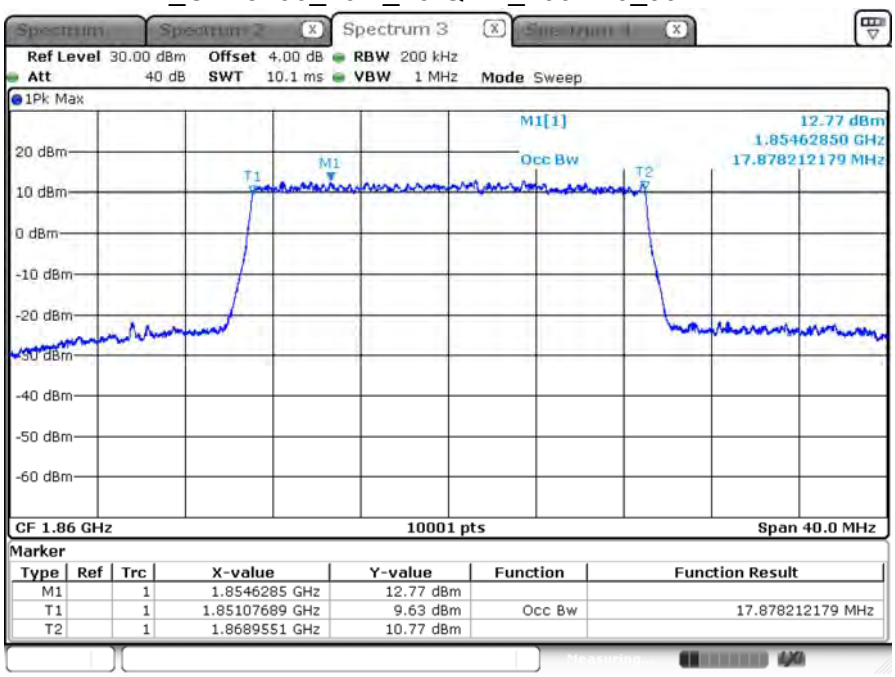

Date: 10.DEC.2019 14:47:35

B2_CH18900_20M_QPSK_1RB0_26dB BW

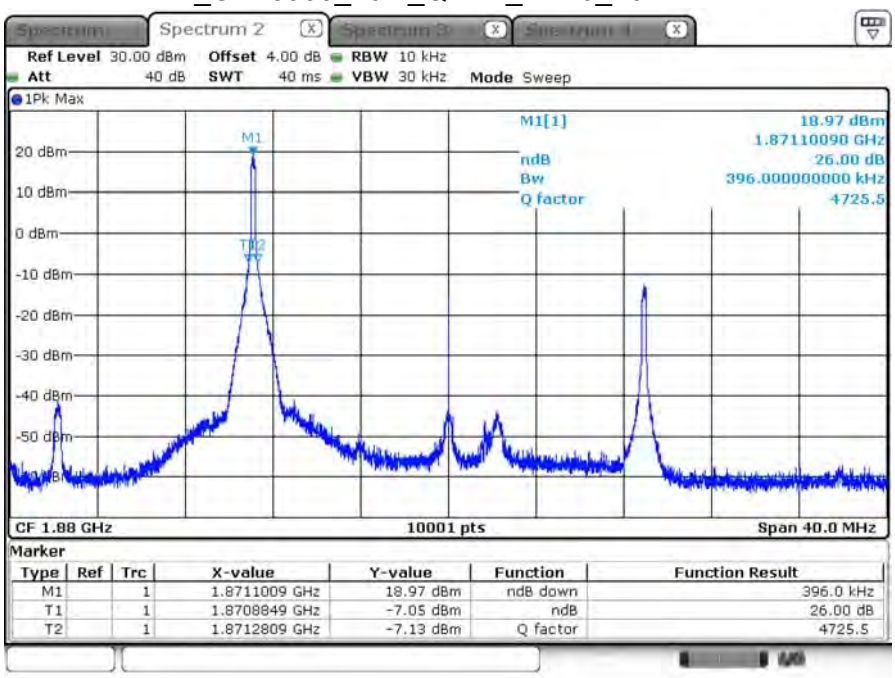

Date: 10.DEC.2019 15:03:06

B2_CH18900_20M_QPSK_100RB0_26dB BW

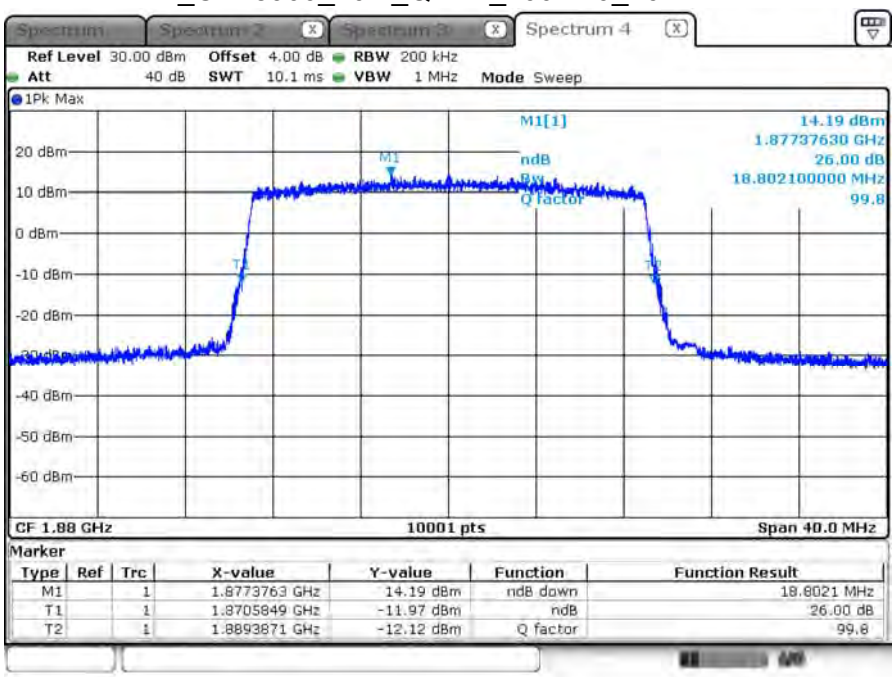

Date: 10.DEC.2019 14:57:03

B2_CH18900_20M_QPSK_1RB0_99% BW

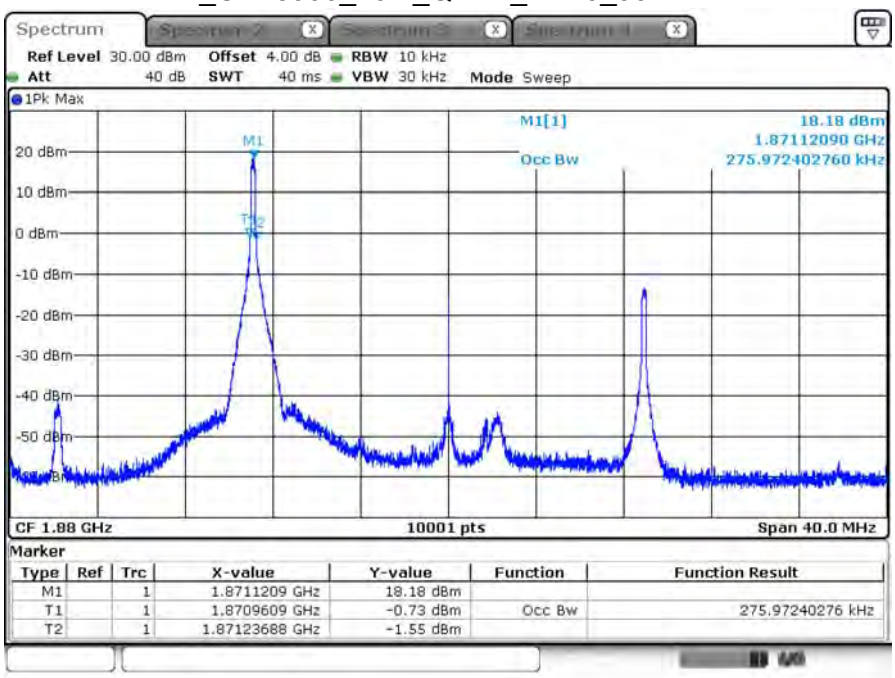

Date: 10.DEC.2019 15:03:52

B2_CH18900_20M_QPSK_100RB0_99% BW

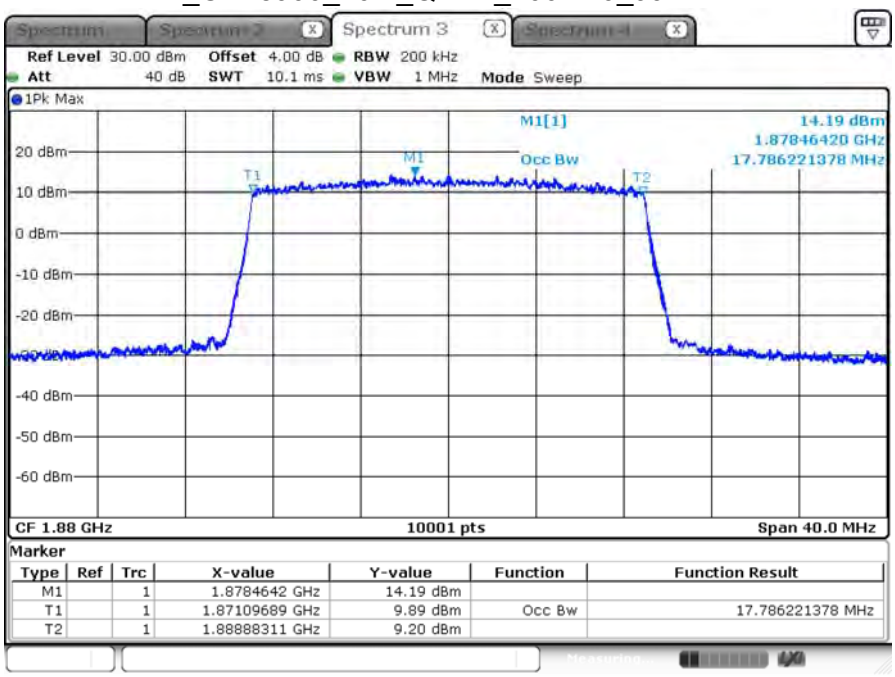

Date: 10.DEC.2019 14:56:19

B2_CH18900_20M_16-QAM_1RB0_26dB BW

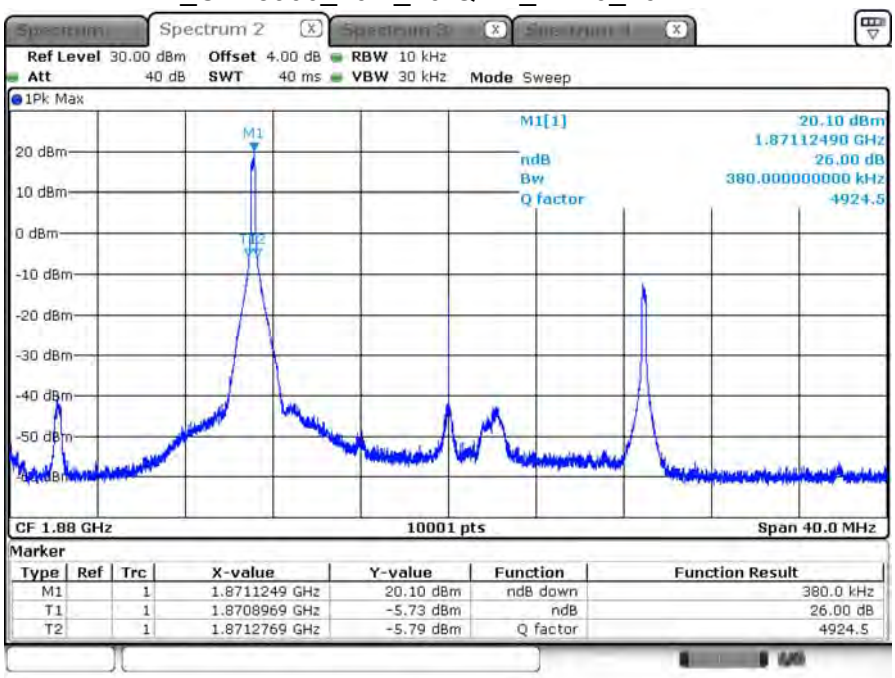

Date: 10.DEC.2019 15:02:40

B2_CH18900_20M_16-QAM_100RB0_26dB BW

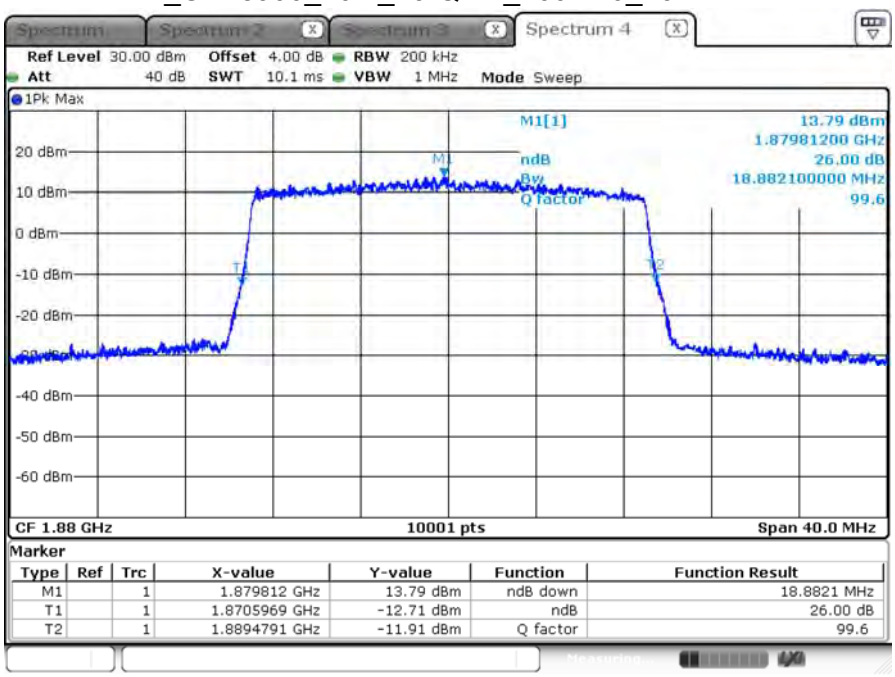

Date: 10.DEC.2019 14:58:45

B2_CH18900_20M_16-QAM_1RB0_99% BW

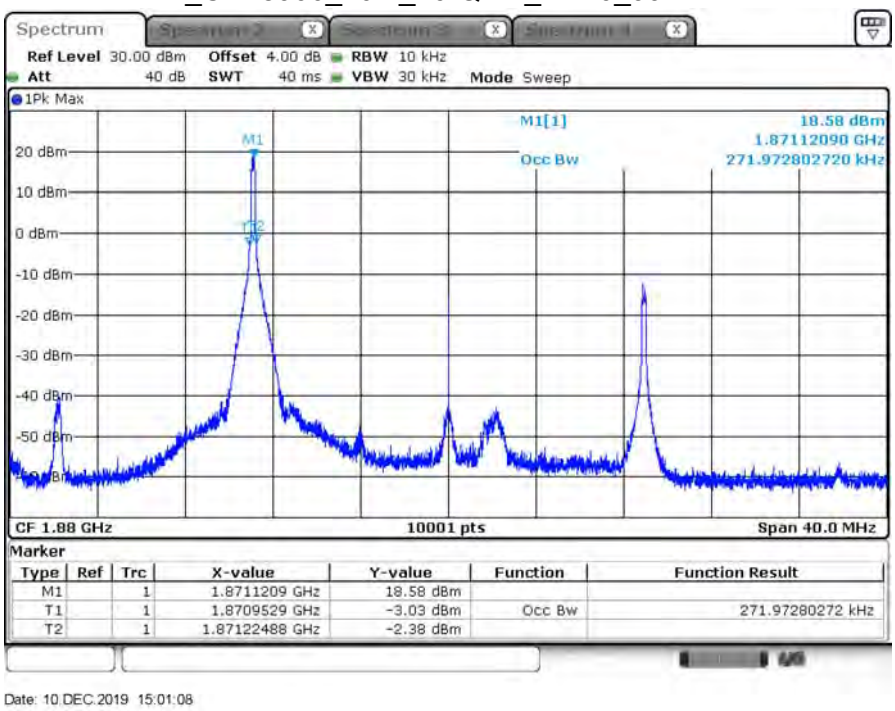

Date: 10.DEC.2019 15:01:08

B2_CH18900_20M_16-QAM_100RB0_99% BW

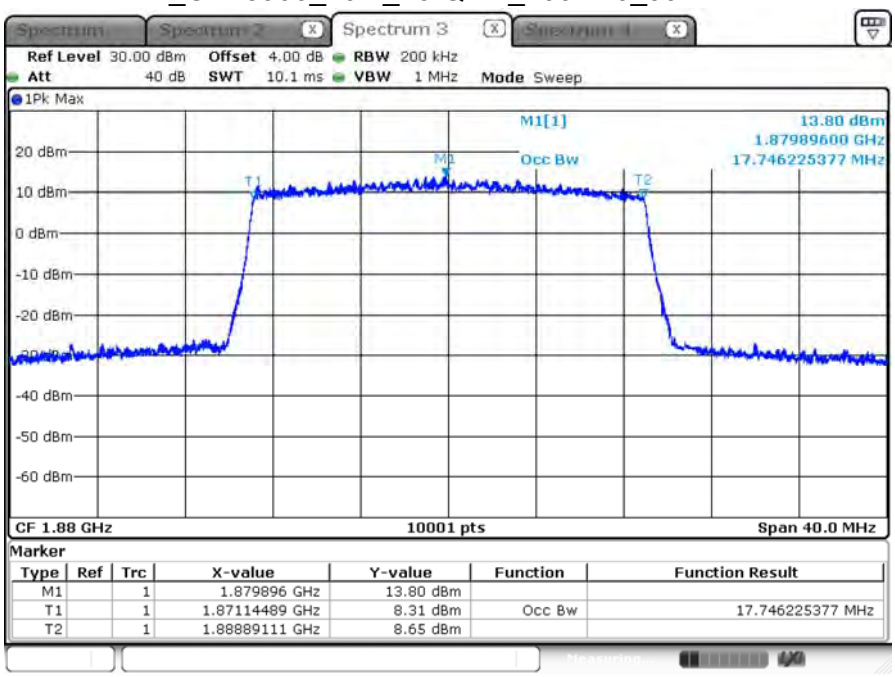

Date: 10.DEC.2019 15:00:20

B2_CH19100_20M_QPSK_1RB99_26dB BW

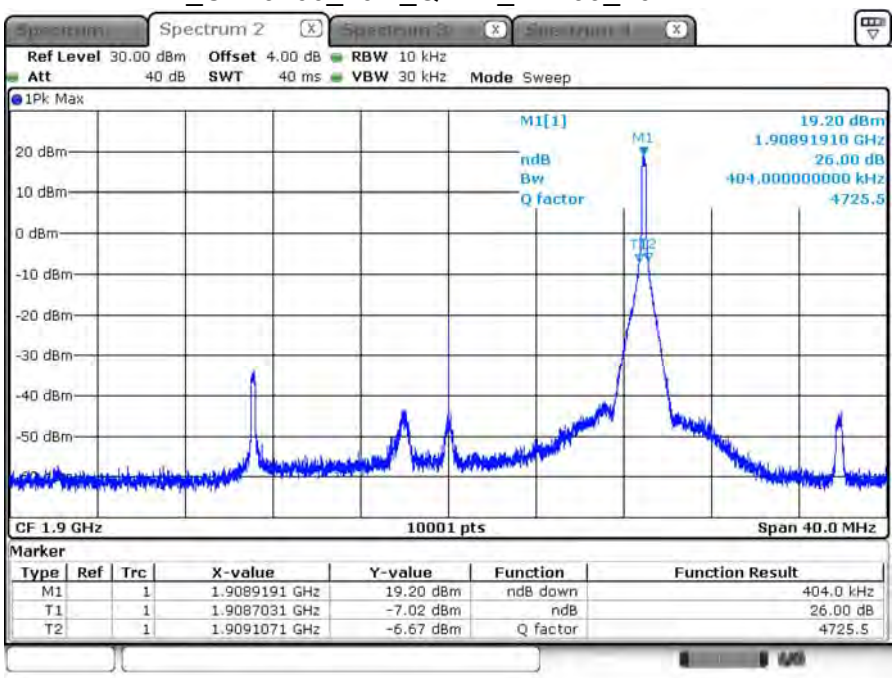

Date: 10.DEC.2019 15:10:16

B2_CH19100_20M_QPSK_100RB0_26dB BW

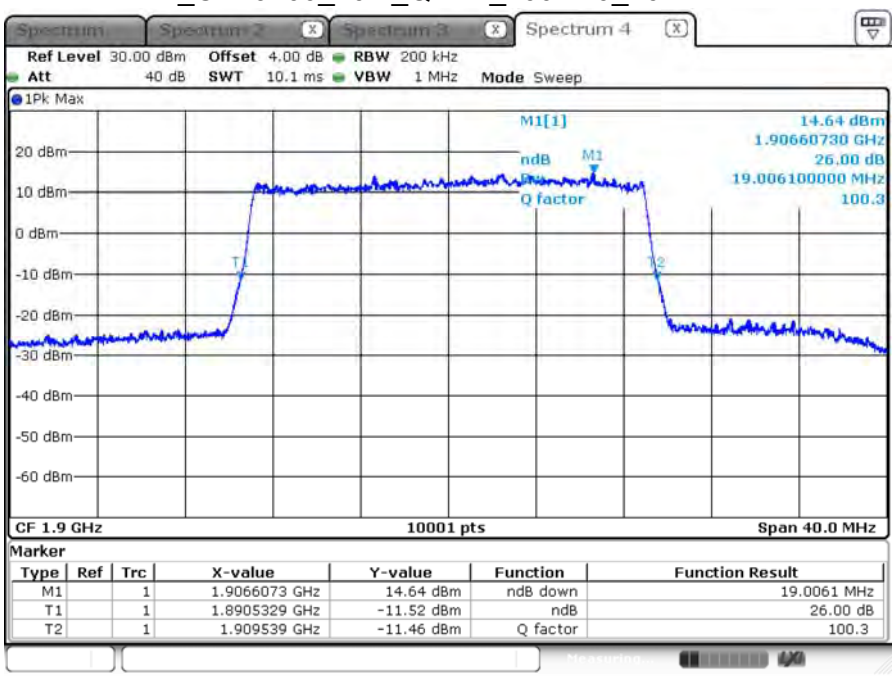

Date: 10.DEC.2019 15:14:58

B2_CH19100_20M_QPSK_1RB99_99% BW

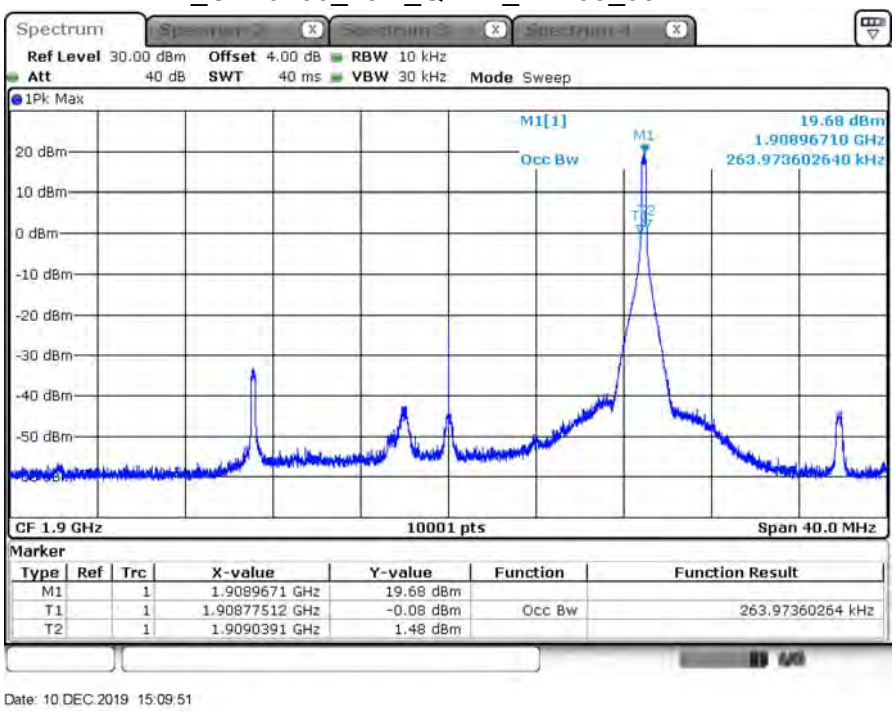

Date: 10.DEC.2019 15:09:51

B2_CH19100_20M_QPSK_100RB0_99% BW

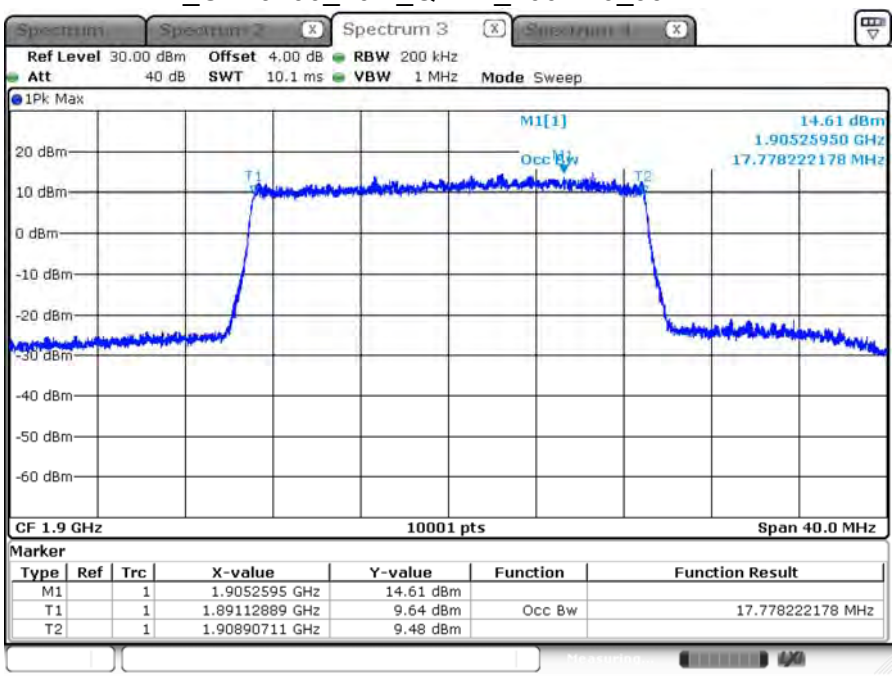

Date: 10.DEC.2019 15:15:38

B2_CH19100_20M_16-QAM_1RB99_26dB BW

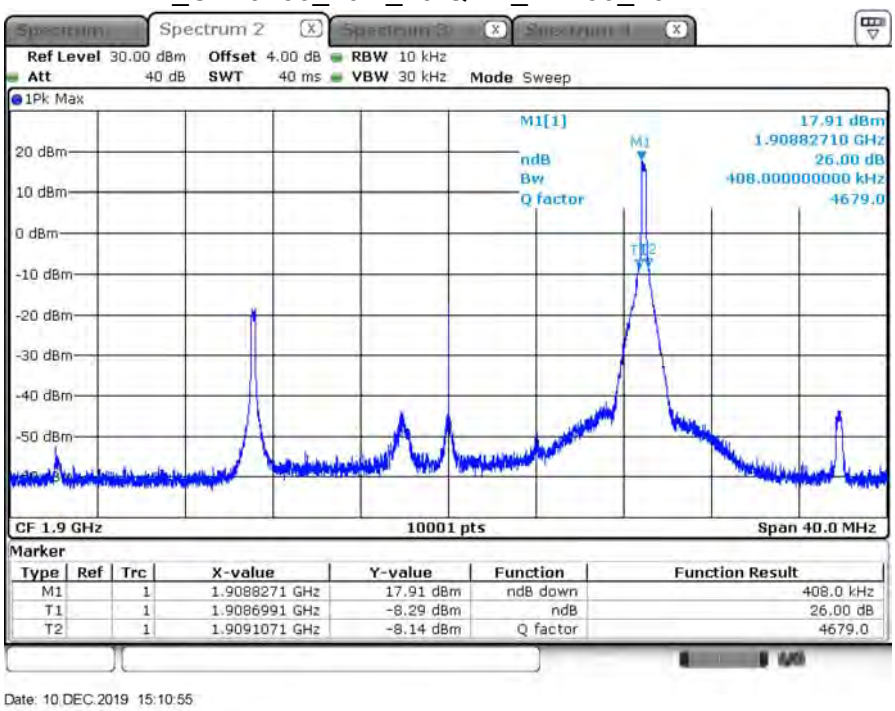

Date: 10.DEC.2019 15:10:55

B2_CH19100_20M_16-QAM_100RB0_26dB BW

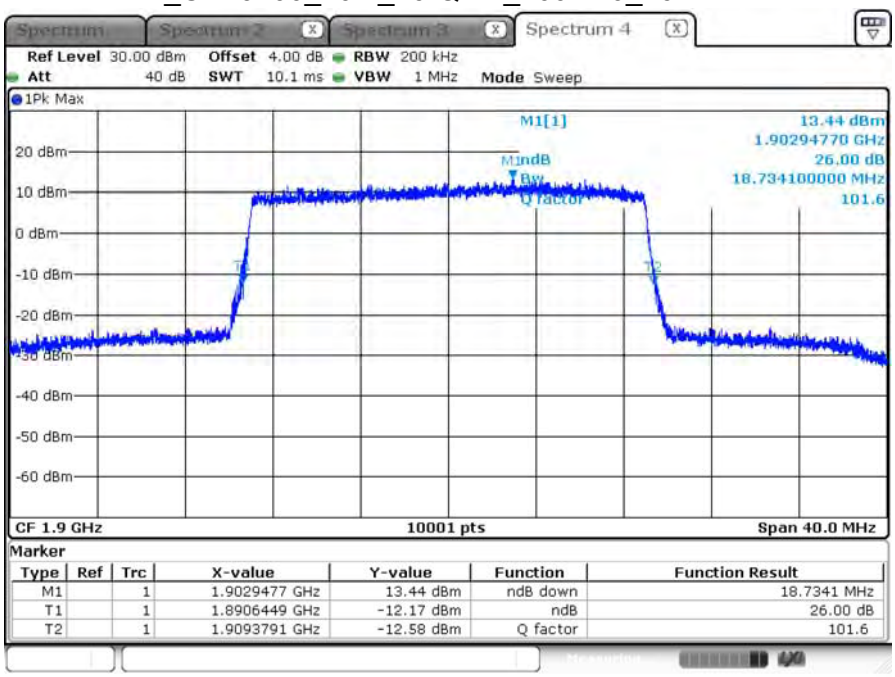

Date: 10.DEC.2019 15:12:35

B2_CH19100_20M_16-QAM_1RB99_99% BW

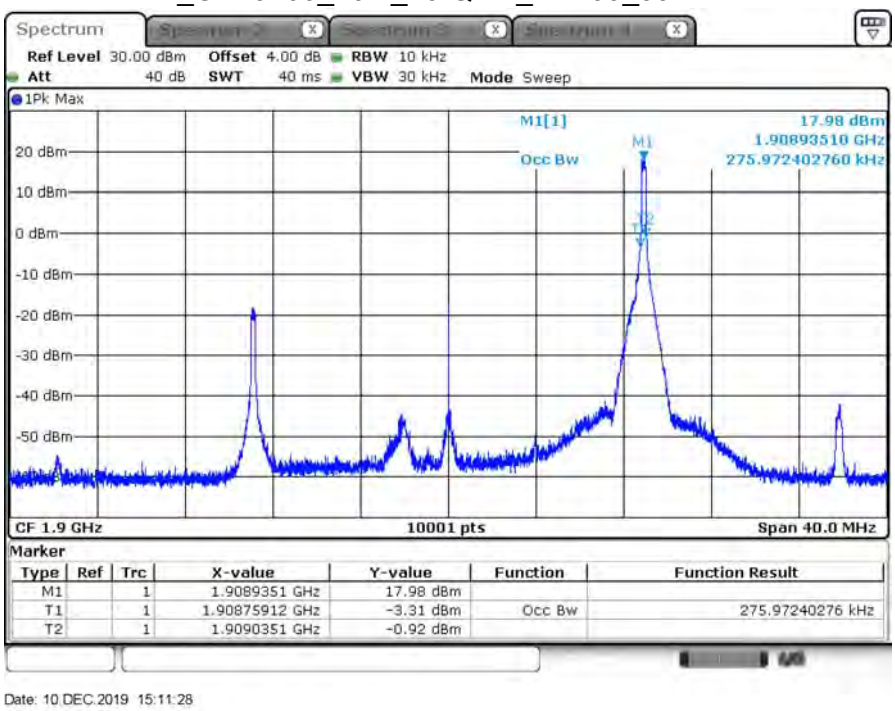

B2_CH19100_20M_16-QAM_100RB0_99% BW

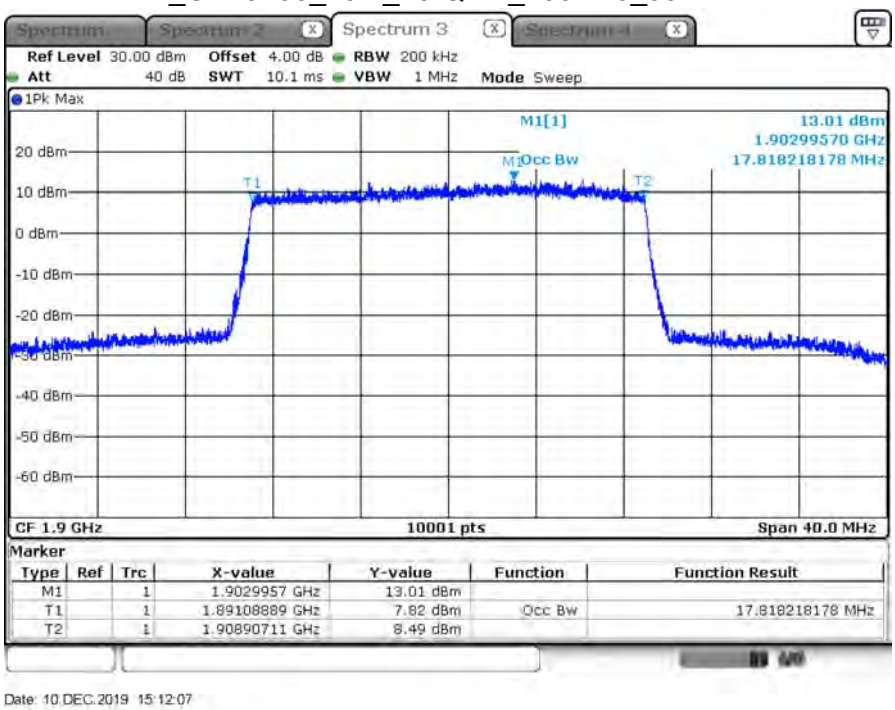

Product	Module		
Test Item	Occupied Bandwidth		
Test Mode	Mode 2: LTE Band 4		
Date of Test	2019/12/10~2019/12/11	Test Site	SR12-H
Temperature (°C)	23.0~24.0°C	Humidity (%RH)	56~59%RH

LTE Band 4_1RB Low/high					
Band width (MHz)	Modulation	Frequency (MHz)	Measure Level (MHz)		Limit (MHz)
			26dB BW	99% BW	
1.4M	QPSK	1710.7	0.334	0.213	N/A
		1732.5	0.319	0.207	N/A
		1754.3	0.320	0.213	N/A
	16-QAM	1710.7	0.343	0.217	N/A
		1732.5	0.343	0.221	N/A
		1754.3	0.324	0.212	N/A
3M	QPSK	1711.5	0.326	0.213	N/A
		1732.5	0.333	0.211	N/A
		1753.5	0.315	0.209	N/A
	16-QAM	1711.5	0.302	0.211	N/A
		1732.5	0.316	0.211	N/A
		1753.5	0.339	0.216	N/A
5M	QPSK	1712.5	0.339	0.221	N/A
		1732.5	0.370	0.229	N/A
		1752.2	0.359	0.225	N/A
	16-QAM	1712.5	0.404	0.239	N/A
		1732.5	0.348	0.214	N/A
		1752.2	0.372	0.233	N/A
10M	QPSK	1715	0.351	0.227	N/A
		1732.5	0.380	0.238	N/A
		1750	0.375	0.225	N/A
	16-QAM	1715	0.386	0.230	N/A
		1732.5	0.379	0.237	N/A
		1750	0.410	0.252	N/A

LTE Band 4_1RB Low/high					
Band width (MHz)	Modulation	Frequency (MHz)	Measure Level (MHz)		Limit (MHz)
			26dB BW	99% BW	
15M	QPSK	1717.5	0.399	0.238	N/A
		1732.5	0.396	0.248	N/A
		1747.5	0.373	0.257	N/A
	16-QAM	1717.5	0.386	0.259	N/A
		1732.5	0.428	0.260	N/A
		1747.5	0.404	0.261	N/A
20M	QPSK	1720	0.406	0.255	N/A
		1732.5	0.404	0.254	N/A
		1745	0.378	0.253	N/A
	16-QAM	1720	0.407	0.263	N/A
		1732.5	0.424	0.267	N/A
		1745	0.410	0.256	N/A

LTE Band 4_Full RB					
Band width (MHz)	Modulation	Frequency (MHz)	Measure Level (MHz)		Limit (MHz)
			26dB BW	99% BW	
1.4M	QPSK	1710.7	1.281	1.103	N/A
		1732.5	1.307	1.102	N/A
		1754.3	1.284	1.093	N/A
	16-QAM	1710.7	1.285	1.094	N/A
		1732.5	1.278	1.094	N/A
		1754.3	1.294	1.099	N/A
3M	QPSK	1711.5	2.913	2.685	N/A
		1732.5	2.946	2.684	N/A
		1753.5	2.927	2.686	N/A
	16-QAM	1711.5	2.946	2.683	N/A
		1732.5	2.933	2.680	N/A
		1753.5	2.940	2.681	N/A
5M	QPSK	1712.5	4.942	4.483	N/A
		1732.5	4.916	4.468	N/A
		1752.2	4.927	4.481	N/A
	16-QAM	1712.5	4.855	4.470	N/A
		1732.5	4.949	4.477	N/A
		1752.2	4.933	4.482	N/A
10M	QPSK	1715	9.614	8.908	N/A
		1732.5	9.707	8.926	N/A
		1750	9.697	8.925	N/A
	16-QAM	1715	9.632	8.912	N/A
		1732.5	9.619	8.926	N/A
		1750	9.638	8.911	N/A

LTE Band 4_Full RB					
Band width (MHz)	Modulation	Frequency (MHz)	Measure Level (MHz)		Limit (MHz)
			26dB BW	99% BW	
15M	QPSK	1717.5	14.590	13.398	N/A
		1732.5	14.660	13.401	N/A
		1747.5	14.400	13.363	N/A
	16-QAM	1717.5	14.500	13.381	N/A
		1732.5	14.550	13.415	N/A
		1747.5	14.500	13.375	N/A
20M	QPSK	1720	18.980	17.824	N/A
		1732.5	19.300	17.838	N/A
		1745	18.950	17.802	N/A
	16-QAM	1720	19.070	17.836	N/A
		1732.5	19.190	17.849	N/A
		1745	19.110	17.815	N/A