B26_CH26775_3M_1RB7_QPSK_Above 1G

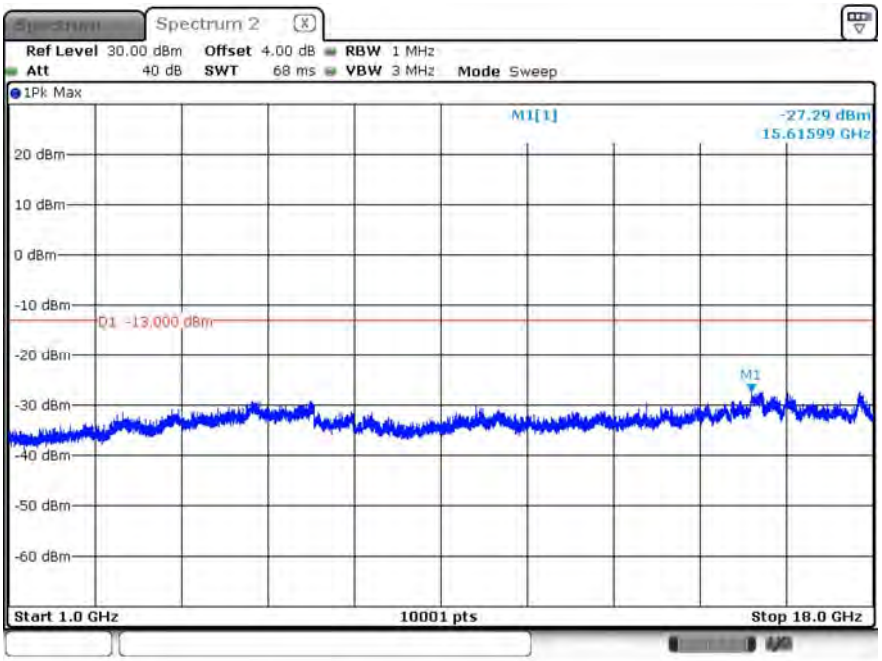

Date: 24.DEC.2019 20:18:08

B26_CH26775_3M_1RB7_QPSK_Below 1G

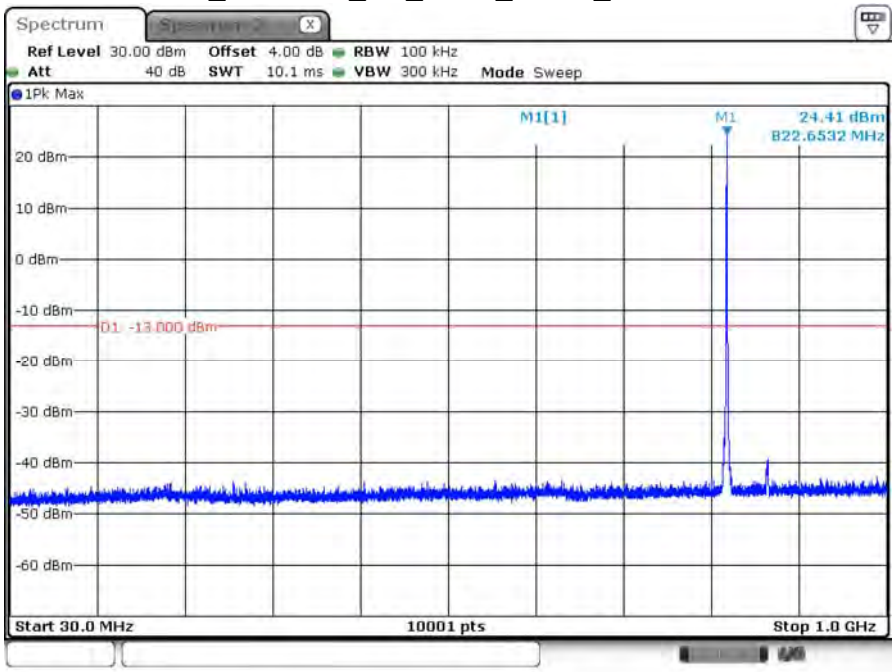

Date: 24.DEC.2019 20:17:16

B26_CH26775_3M_1RB7_16-QAM_Above 1G

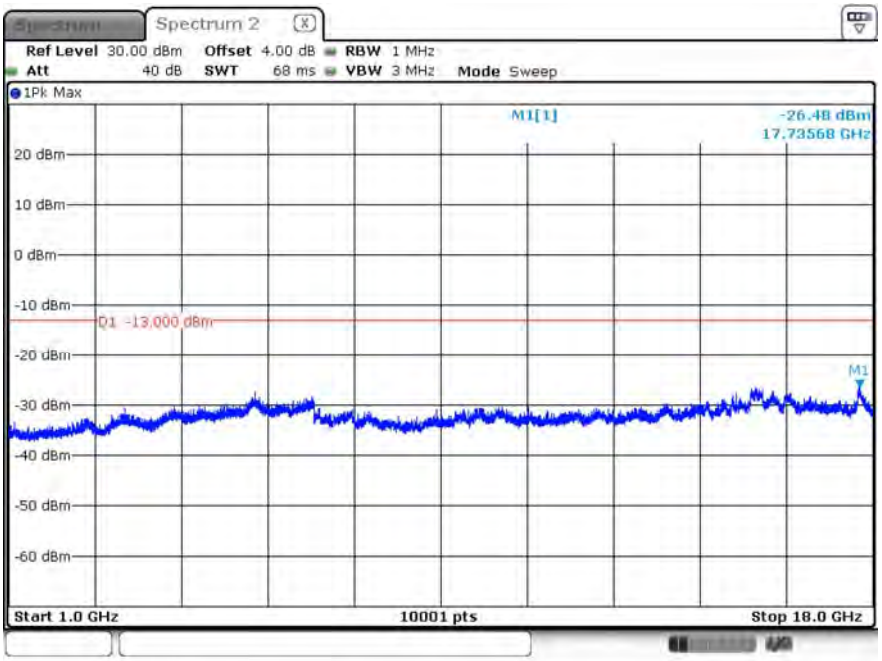

Date: 24.DEC.2019 20:21:26

B26_CH26775_3M_1RB7_16-QAM_Below 1G

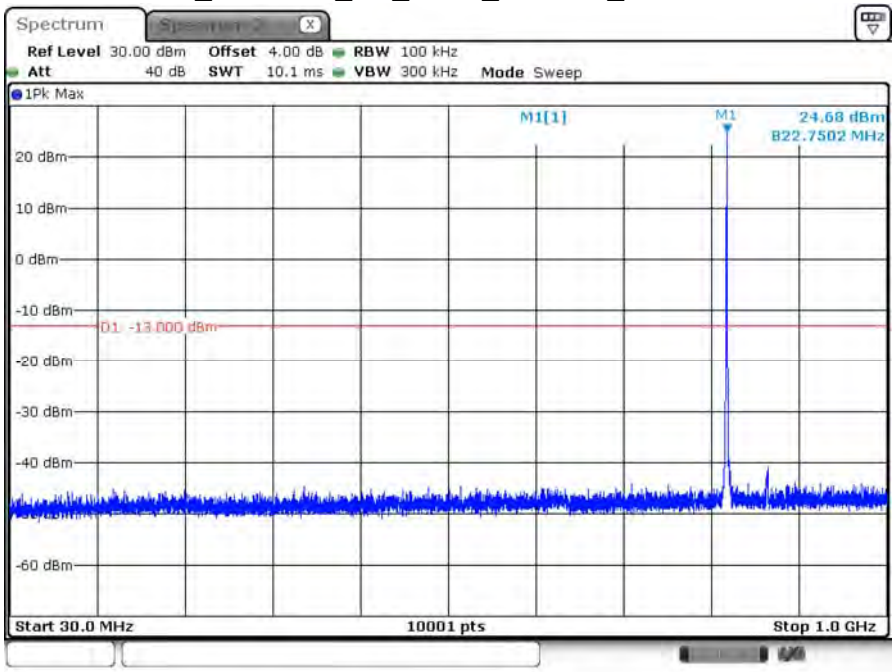

Date: 24.DEC.2019 20:21:43

B26_CH26715_5M_1RB12_QPSK_Above 1G

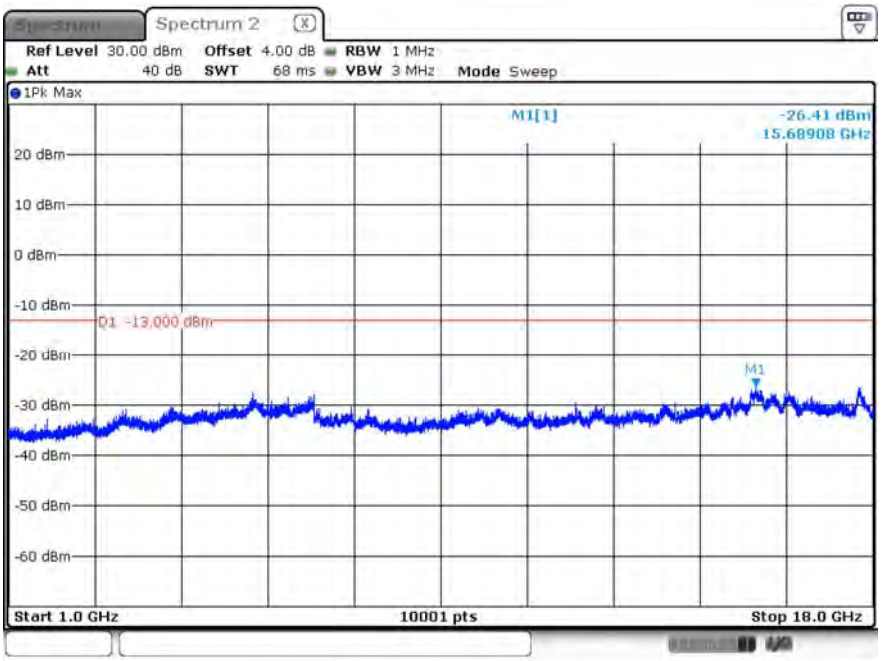

Date: 25.DEC.2019 11:05:55

B26_CH26715_5M_1RB12_QPSK_Below 1G

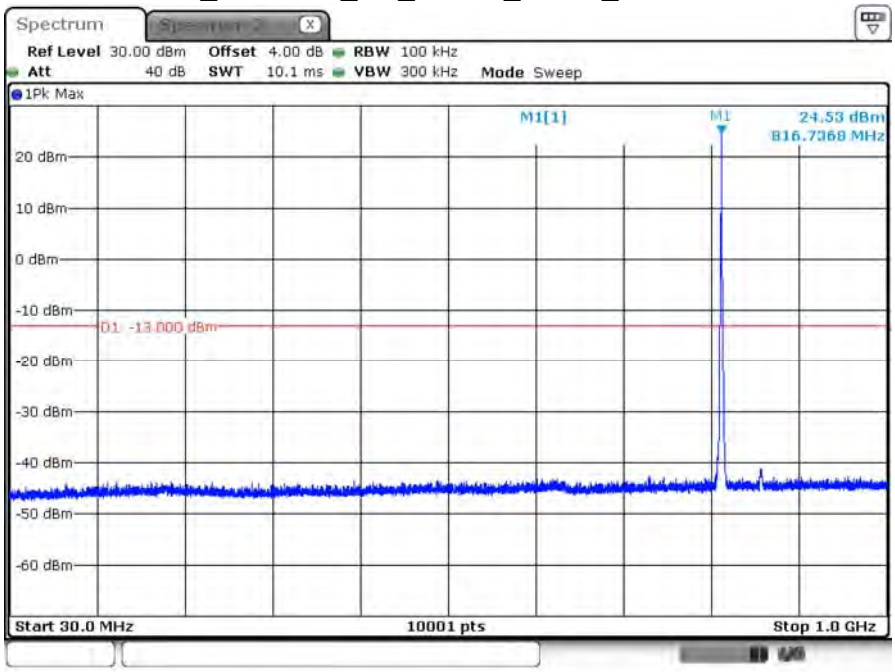

Date: 25.DEC.2019 10:37:09

B26_CH26715_5M_1RB12_16-QAM_Above 1G

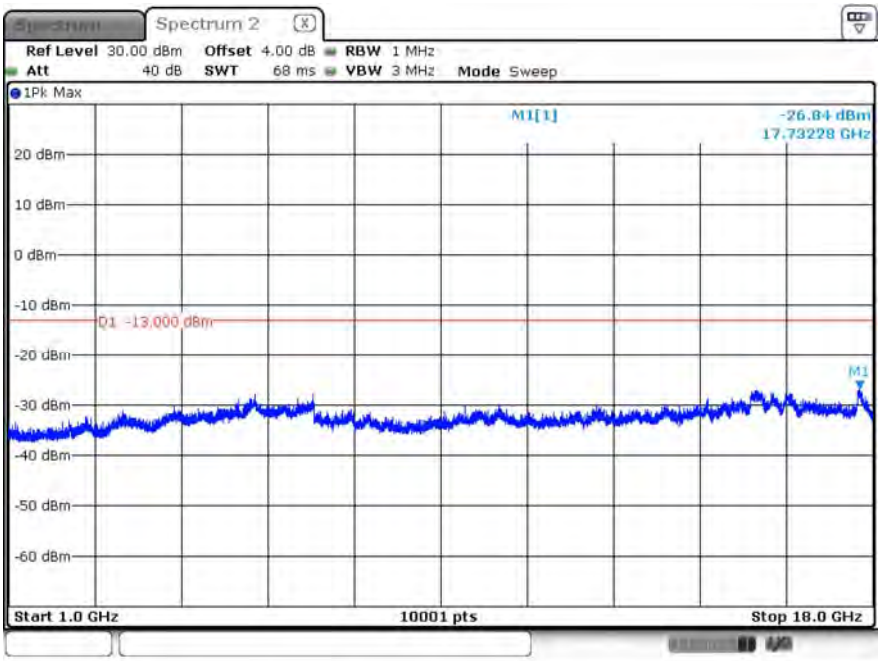

Date: 25.DEC.2019 11:08:09

B26_CH26715_5M_1RB12_16-QAM_Below 1G

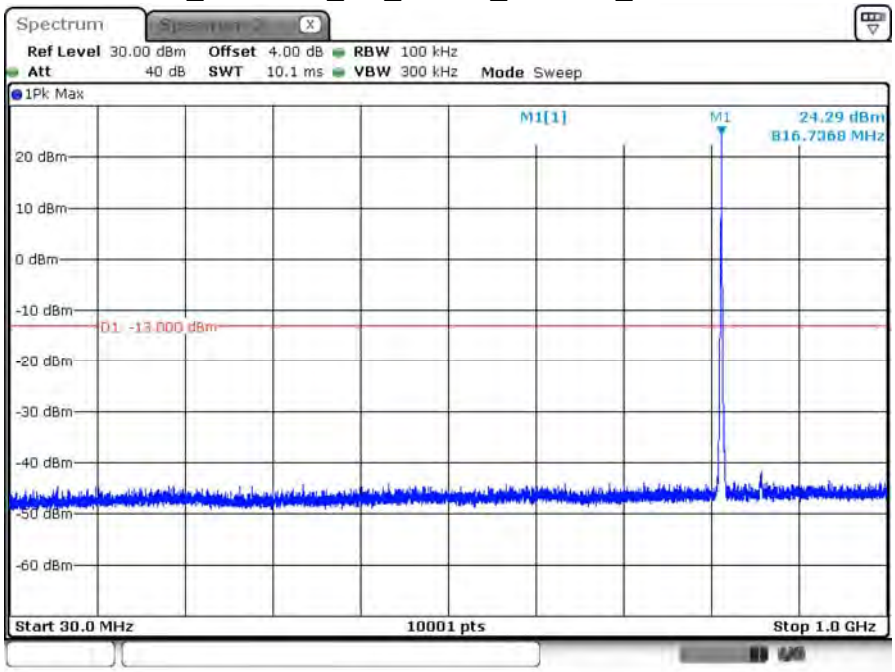

Date: 25.DEC.2019 11:08:50

B26_CH26740_5M_1RB12_QPSK_Above 1G

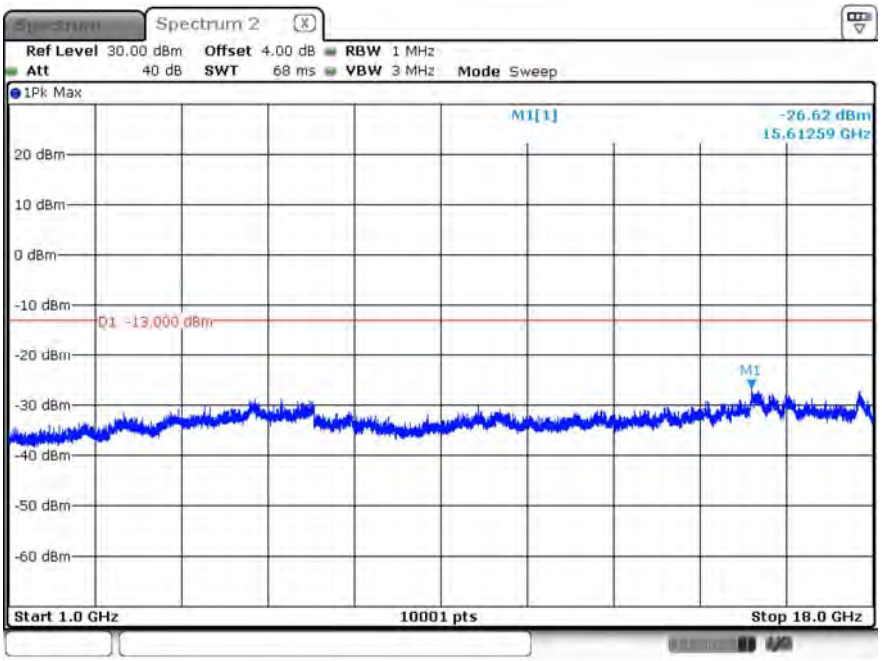

Date: 25.DEC.2019 13:39:07

B26_CH26740_5M_1RB12_QPSK_Below 1G

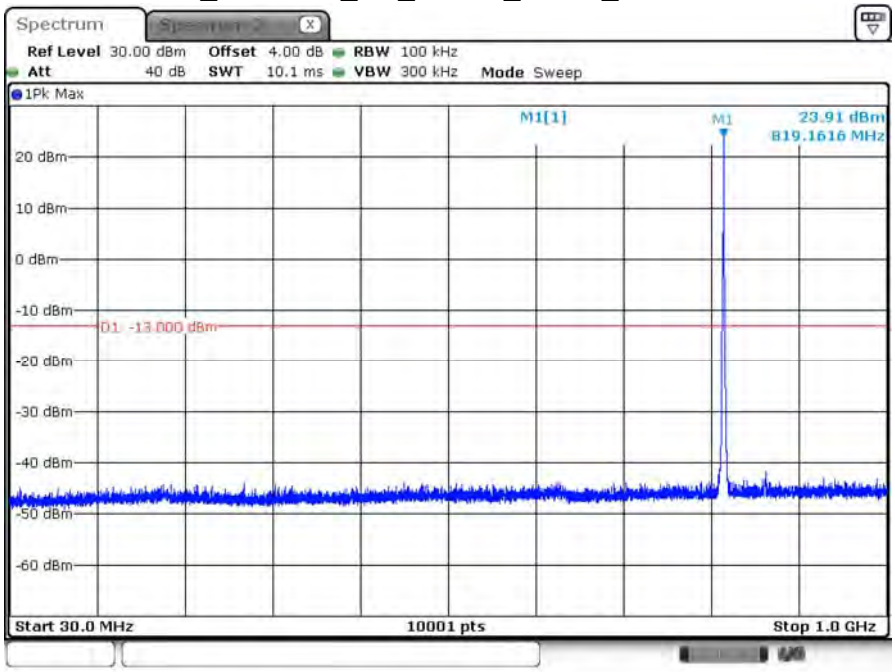

Date: 25.DEC.2019 13:40:20

B26_CH26740_5M_1RB12_16-QAM_Above 1G

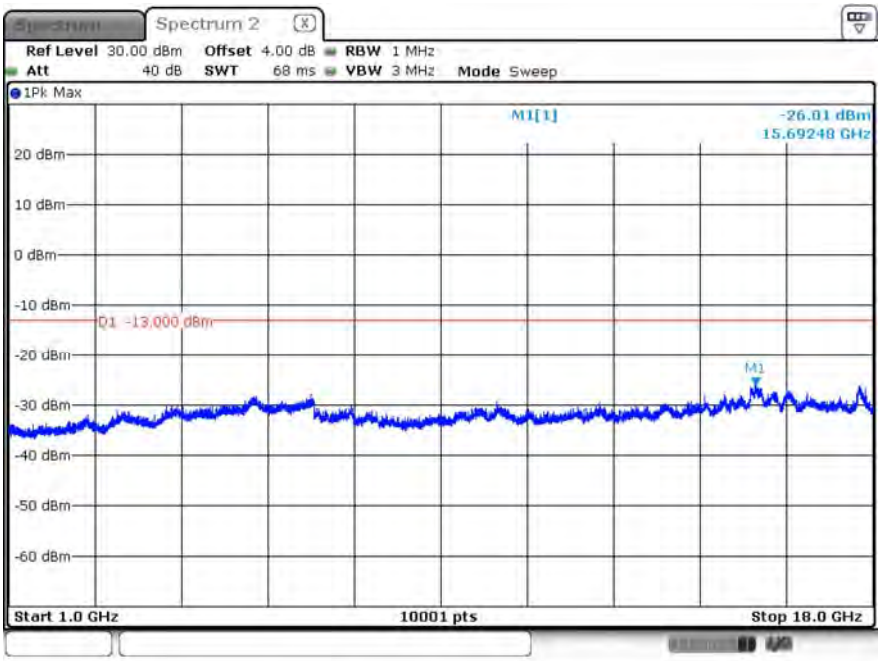

Date: 25.DEC.2019 13:35:06

B26_CH26740_5M_1RB12_16-QAM_Below 1G

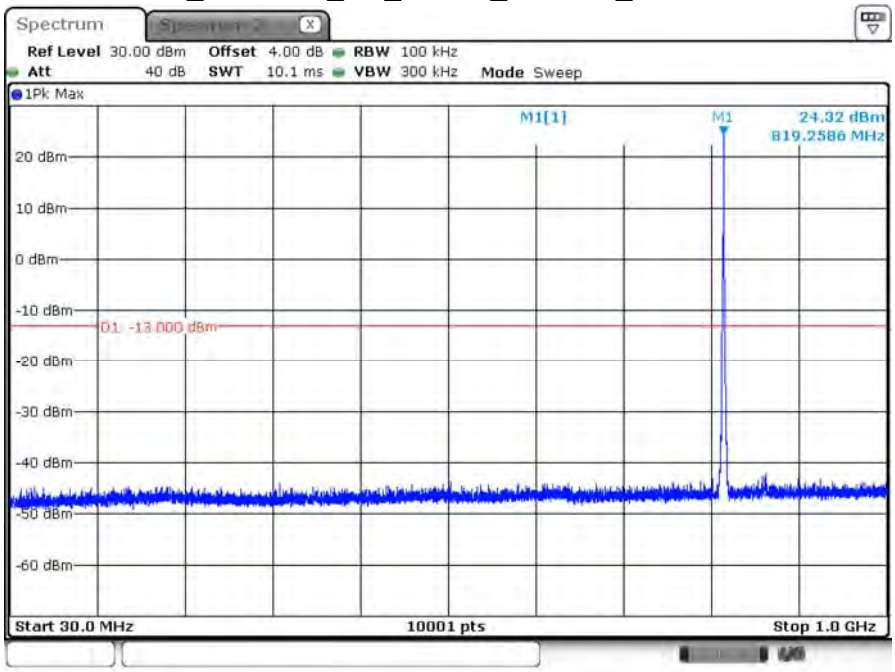

Date: 25.DEC.2019 11:53:38

B26_CH26765_5M_1RB12_QPSK_Above 1G

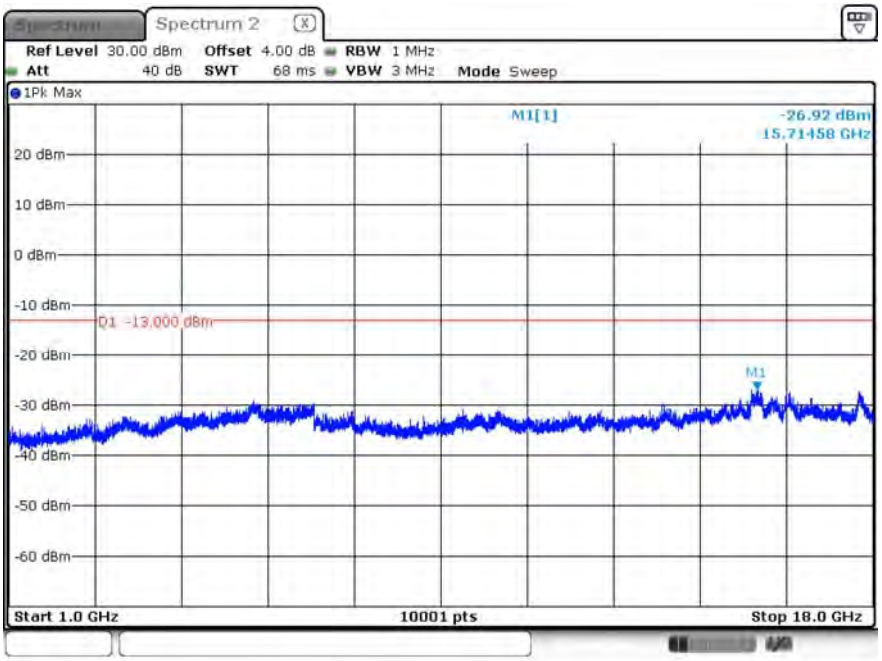

Date: 25.DEC.2019 13:47:55

B26_CH26765_5M_1RB12_QPSK_Below 1G

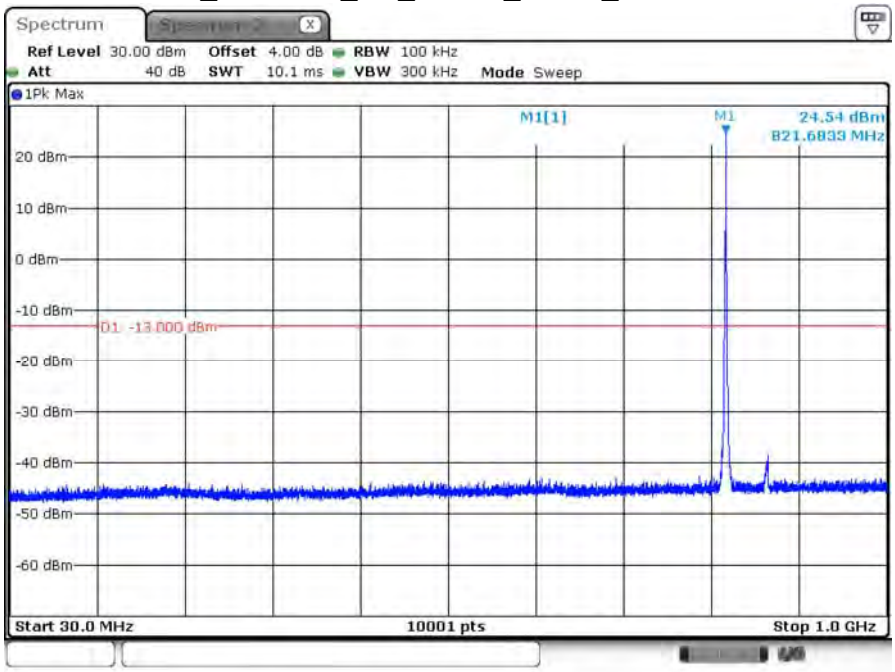

Date: 25.DEC.2019 13:47:21

B26_CH26765_5M_1RB12_16-QAM_Above 1G

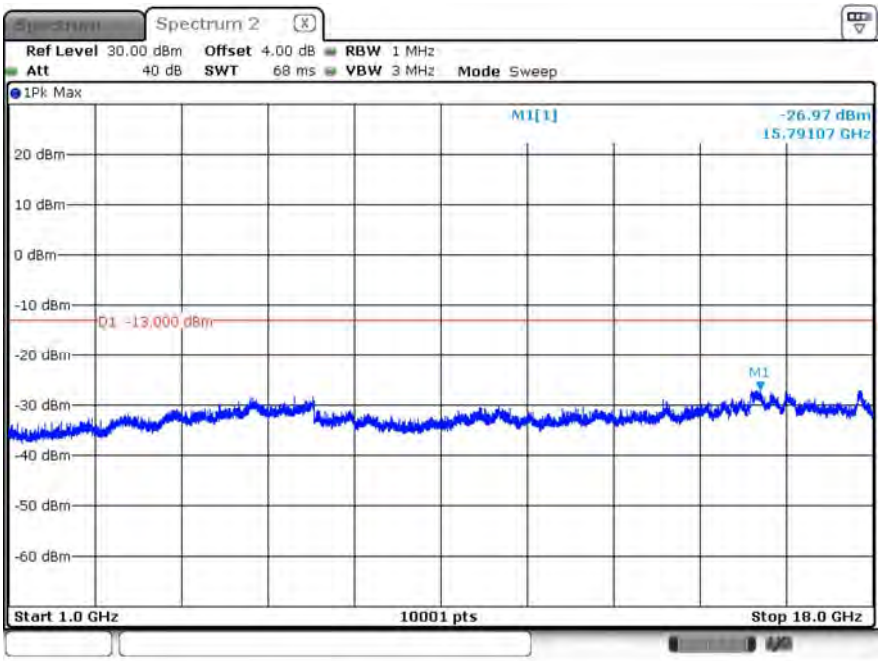

Date: 25.DEC.2019 13:50:21

B26_CH26765_5M_1RB12_16-QAM_Below 1G

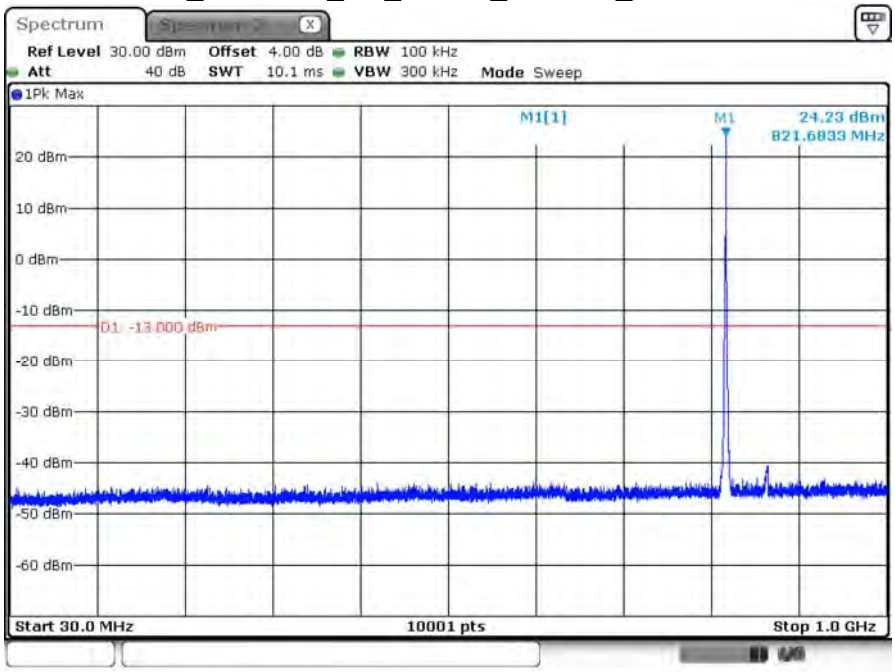

Date: 25.DEC.2019 13:52:00

B26_CH26740_10M_1RB24_QPSK_Above 1G

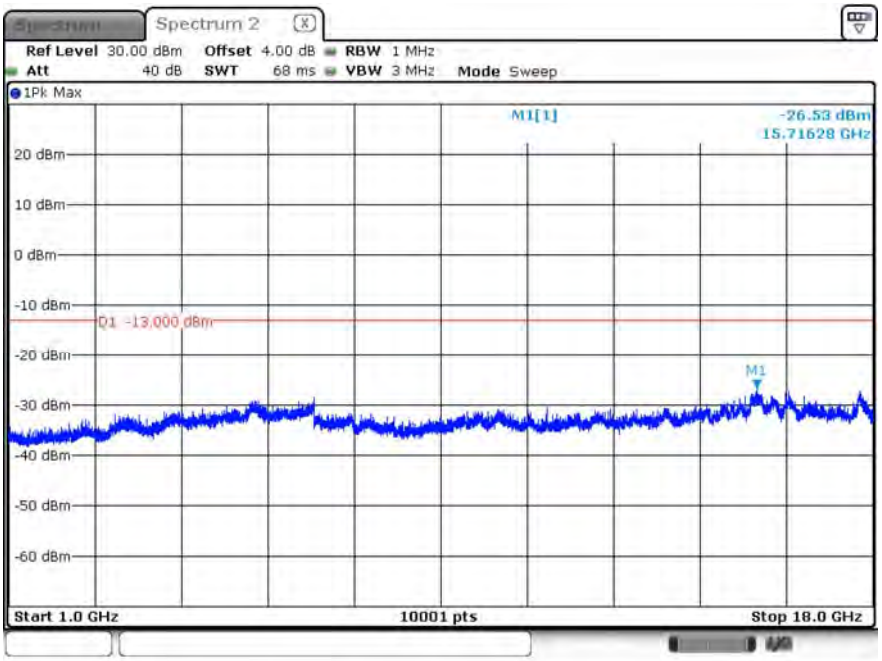

Date: 25.DEC.2019 14:04:56

B26_CH26740_10M_1RB24_QPSK_Below 1G

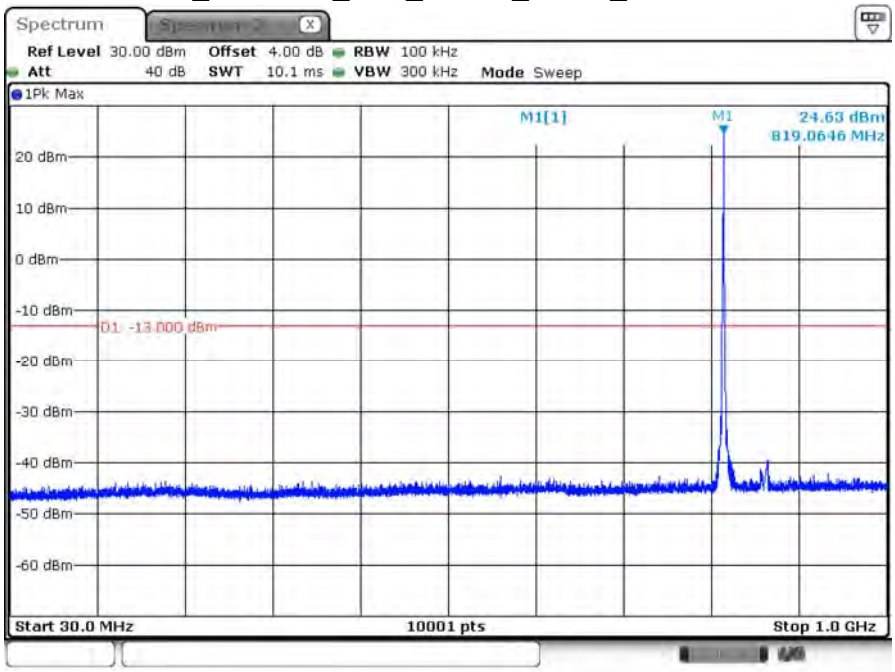

Date: 25.DEC.2019 14:04:03

B26_CH26740_10M_1RB24_16-QAM_Above 1G

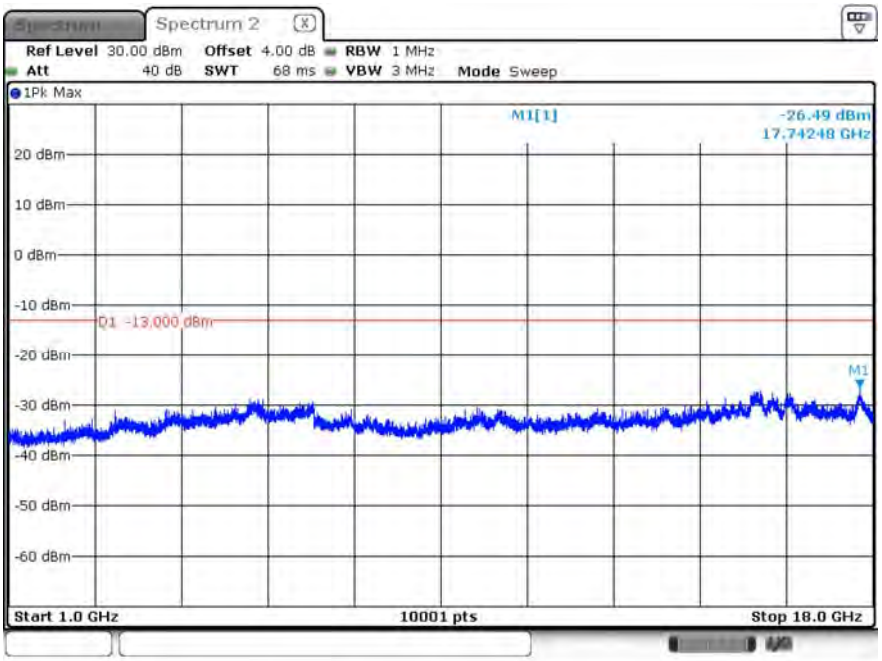

Date: 25.DEC.2019 14:05:39

B26_CH26740_10M_1RB24_16-QAM_Below 1G

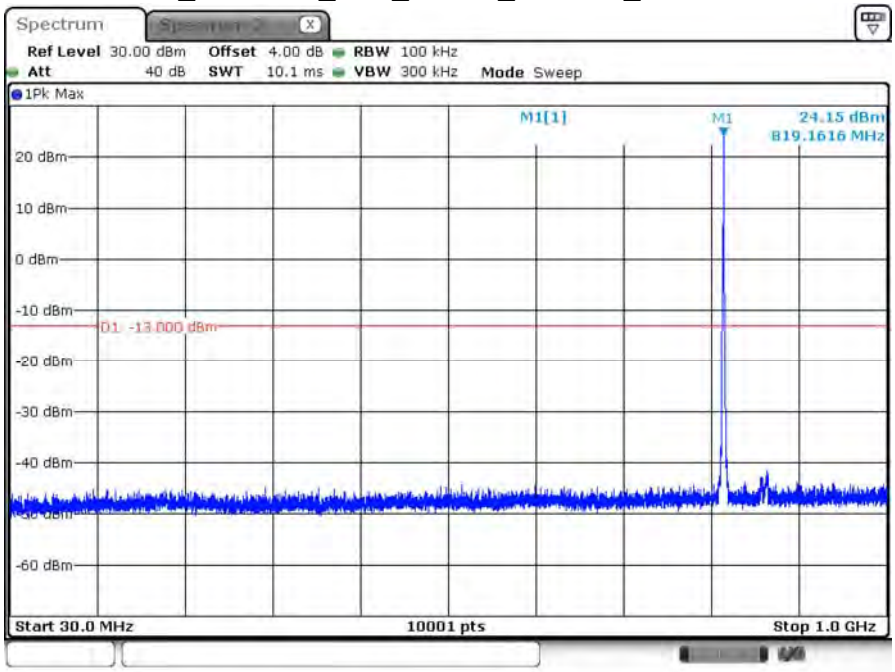

Date: 25.DEC.2019 14:06:10

Product	Module		
Test Item	Conducted Spurious Emissions		
Test Mode	Mode 8: LTE Band 66		
Date of Test	2019/12/20	Test Site	SR12-H
Temperature (°C)	22.0°C	Humidity (%RH)	59%RH

B66_CH131979_1.4M_1RB2_QPSK_Above 1G

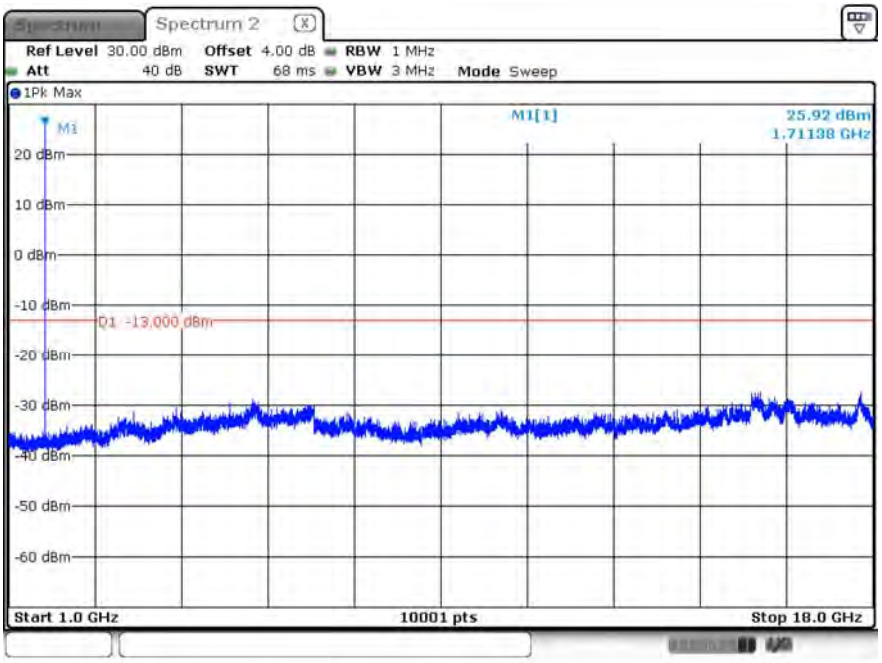

Date: 20.DEC.2019 15:52:04

B66_CH131979_1.4M_1RB2_QPSK_Below 1G

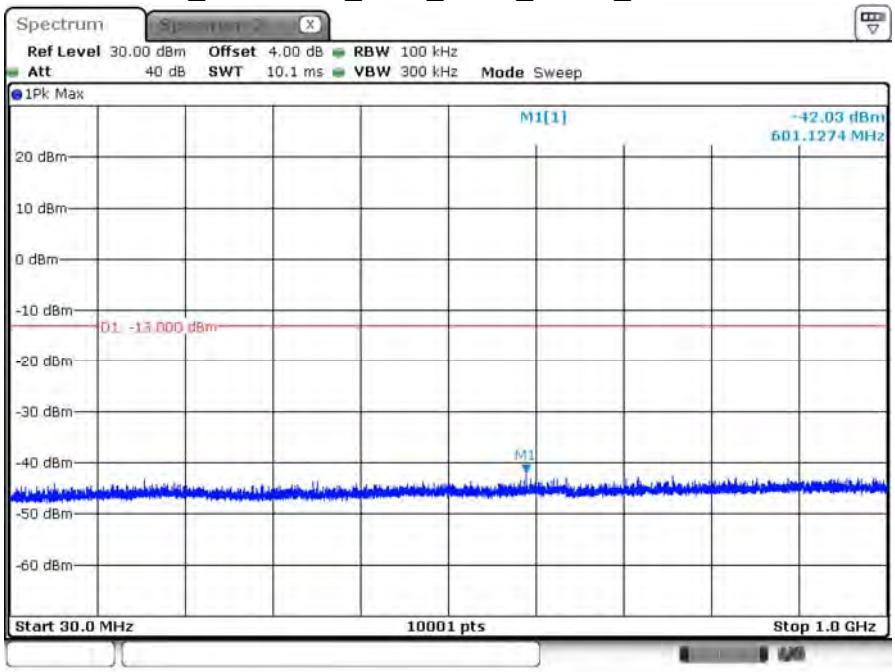

Date: 20.DEC.2019 15:51:48

B66_CH131979_1.4M_1RB2_16-QAM_Above 1G

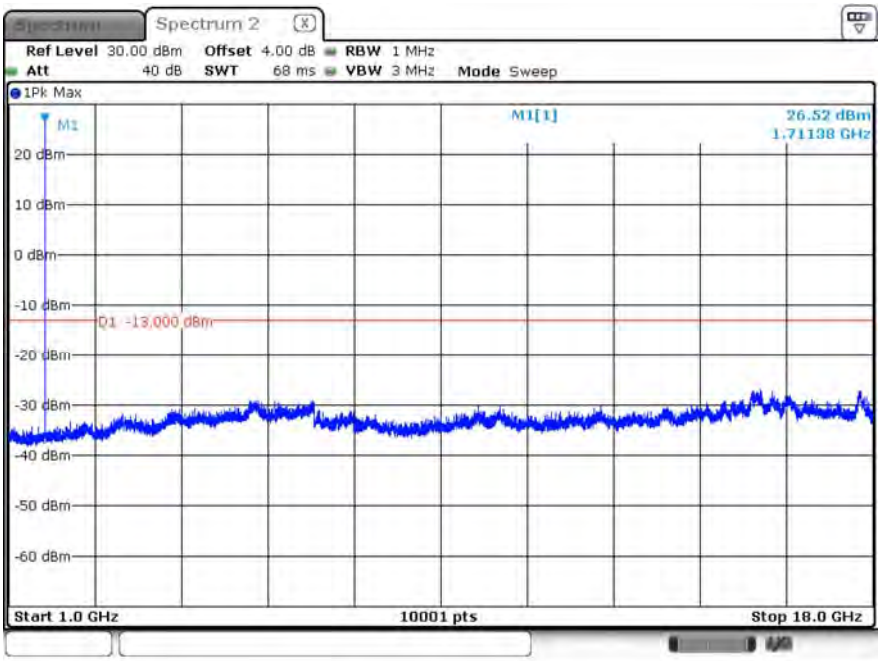

Date: 20.DEC.2019 15:53:36

B66_CH131979_1.4M_1RB2_16-QAM_Below 1G

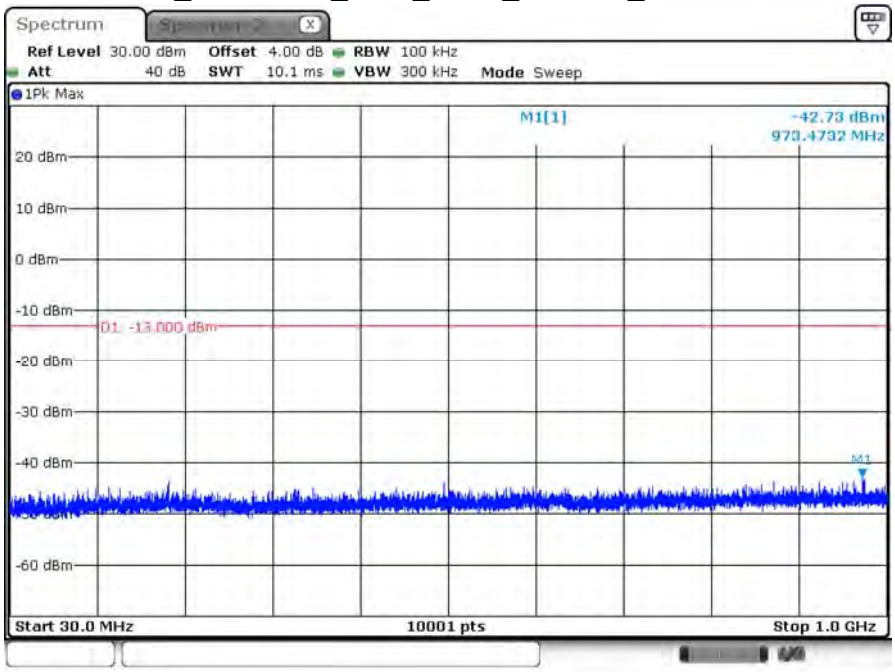

Date: 20.DEC.2019 15:53:55

B66_CH132322_1.4M_1RB2_QPSK_Above 1G

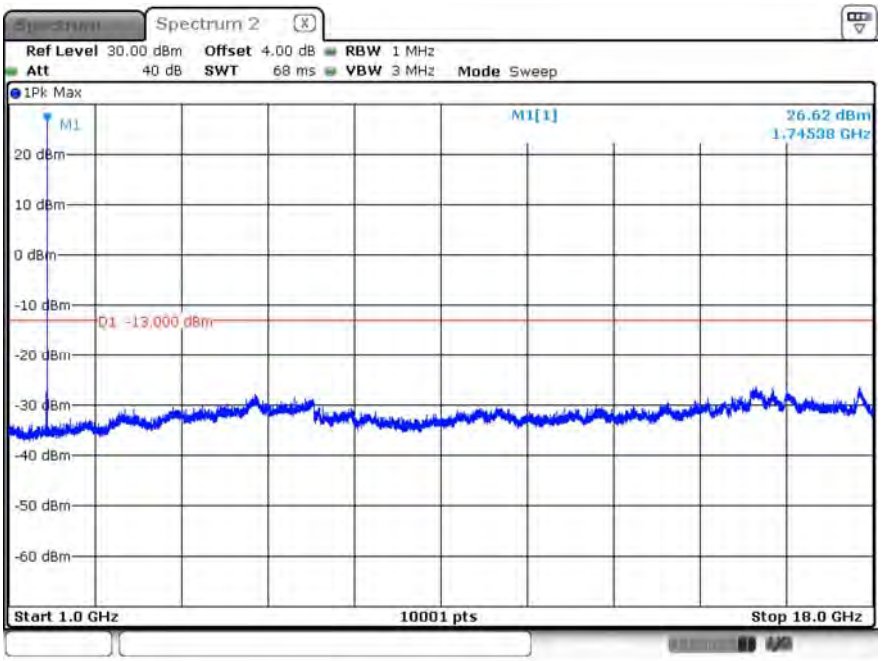

Date: 20.DEC.2019 16:01:32

B66_CH132322_1.4M_1RB2_QPSK_Below 1G

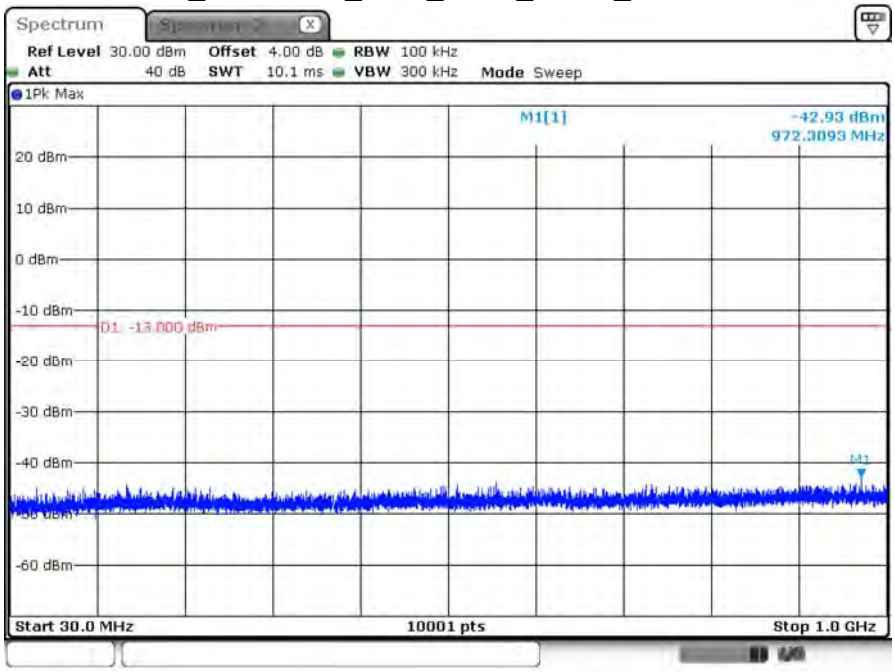

Date: 20.DEC.2019 16:01:53

B66_CH132322_1.4M_1RB2_16-QAM_Above 1G

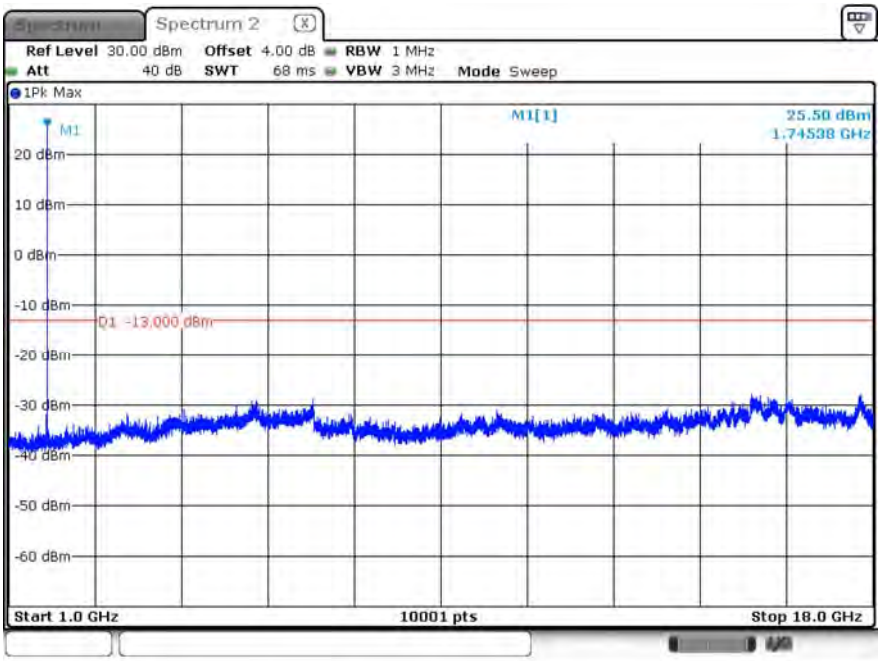

Date: 20.DEC.2019 15:56:58

B66_CH132322_1.4M_1RB2_16-QAM_Below 1G

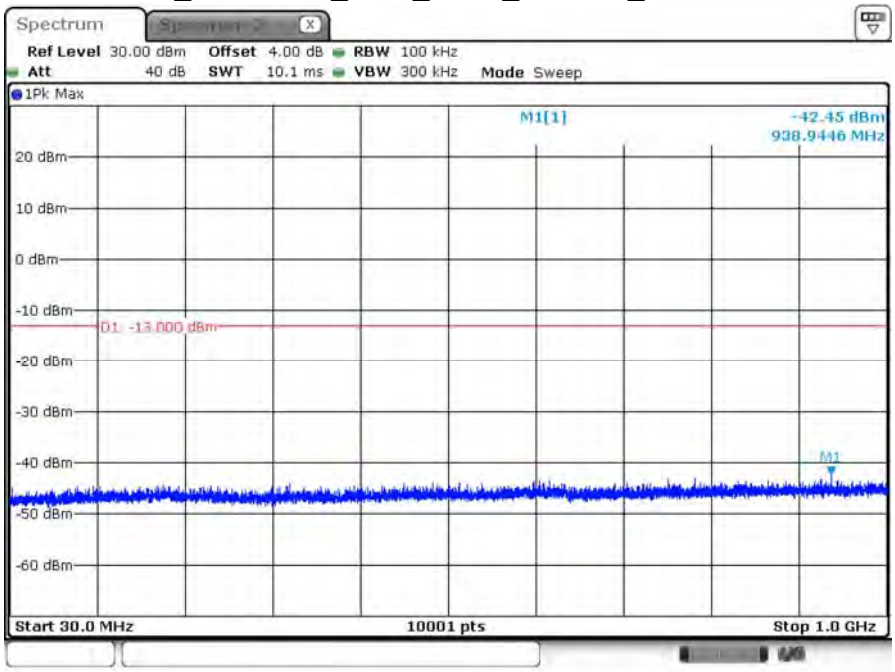

Date: 20.DEC.2019 15:56:30

B66_CH132665_1.4M_1RB2_QPSK_Above 1G

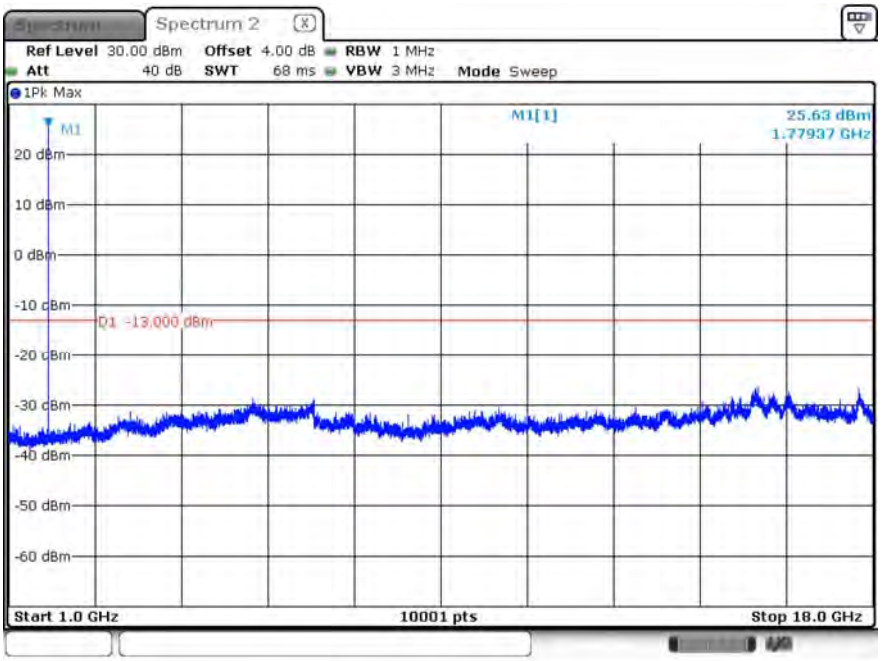

Date: 20.DEC.2019 16:10:19

B66_CH132665_1.4M_1RB2_QPSK_Below 1G

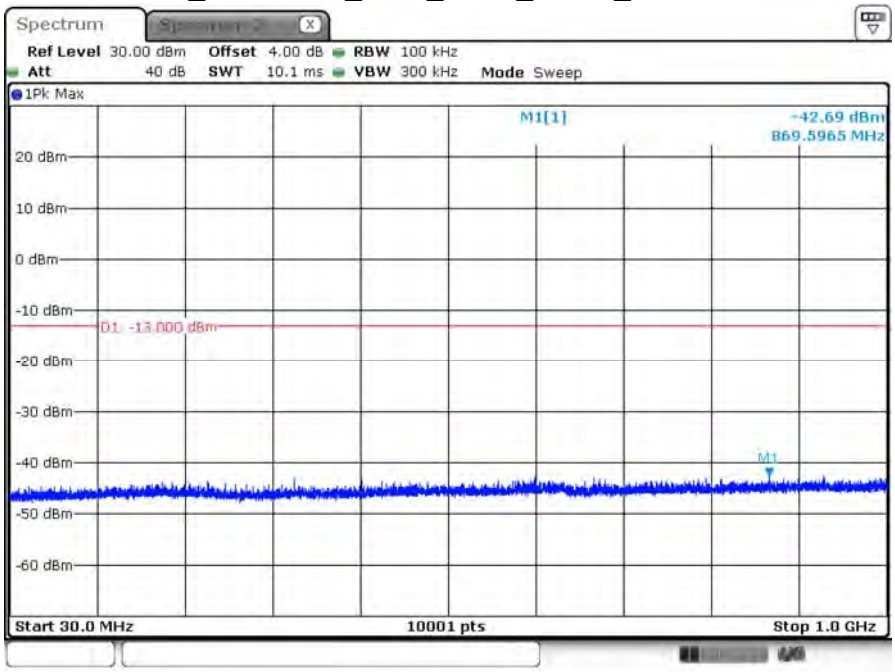

Date: 20.DEC.2019 16:09:33

B66_CH132665_1.4M_1RB2_16-QAM_Above 1G

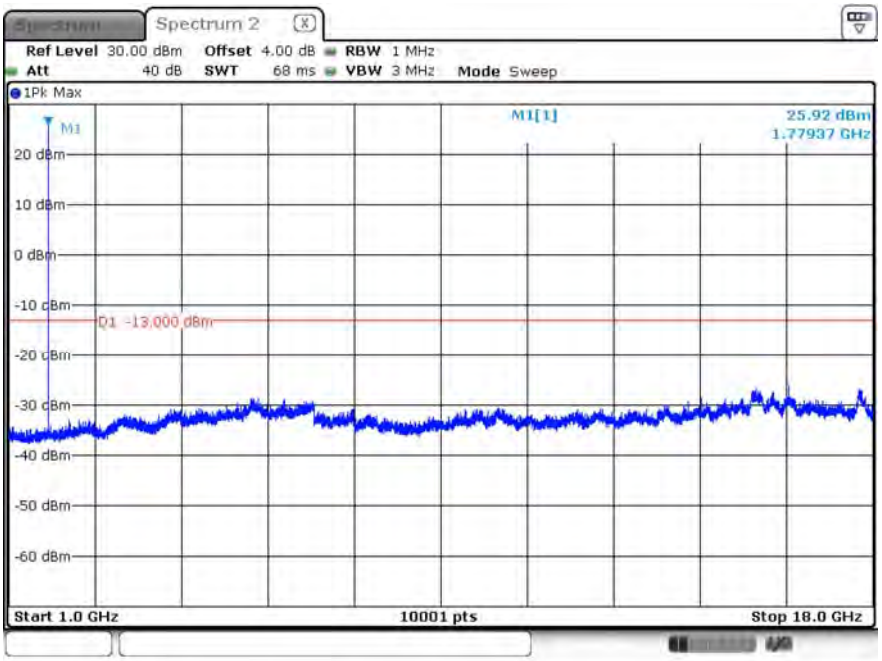

Date: 20.DEC.2019 16:14:11

B66_CH132665_1.4M_1RB2_16-QAM_Below 1G

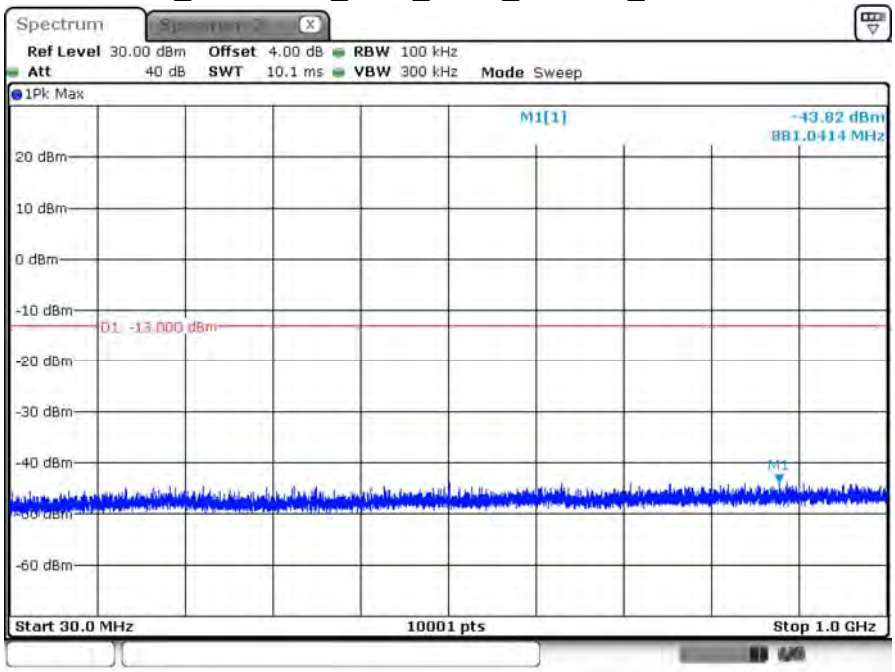

Date: 20.DEC.2019 16:14:34

B66_CH131987_3M_1RB7_QPSK_Above 1G

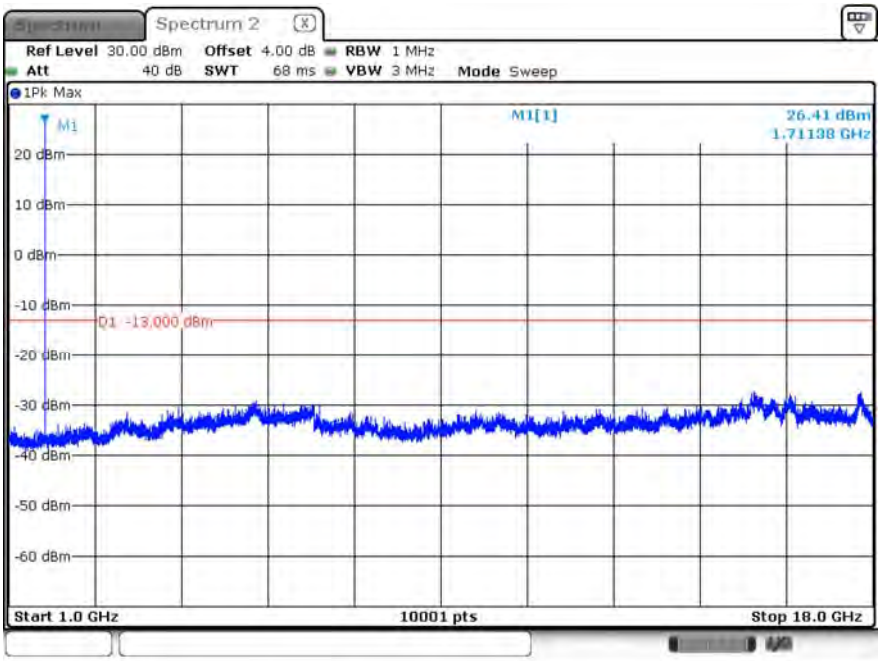

Date: 20.DEC.2019 16:19:39

B66_CH131987_3M_1RB7_QPSK_Below 1G

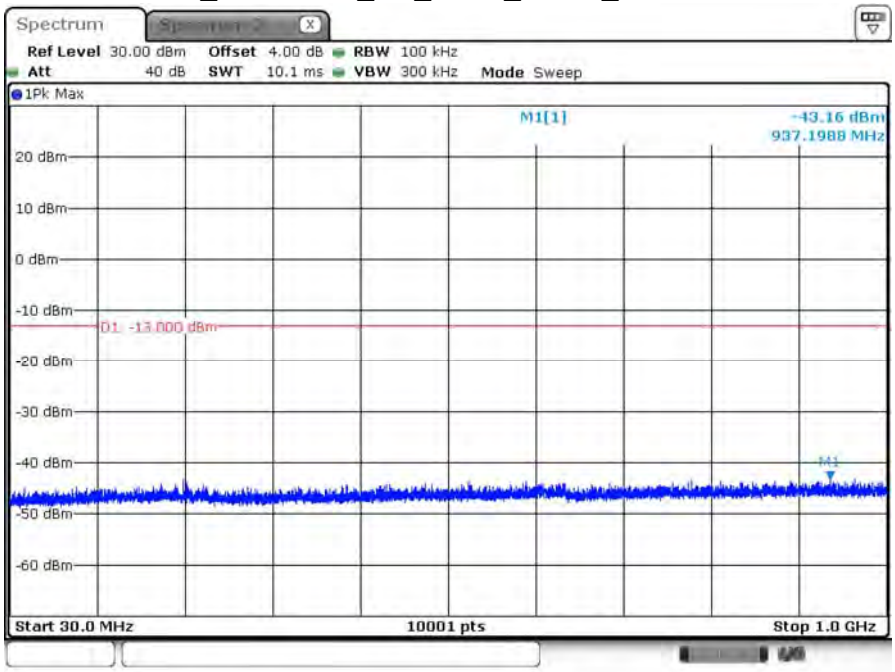

Date: 20.DEC.2019 16:19:10

B66_CH131987_3M_1RB7_16-QAM_Above 1G

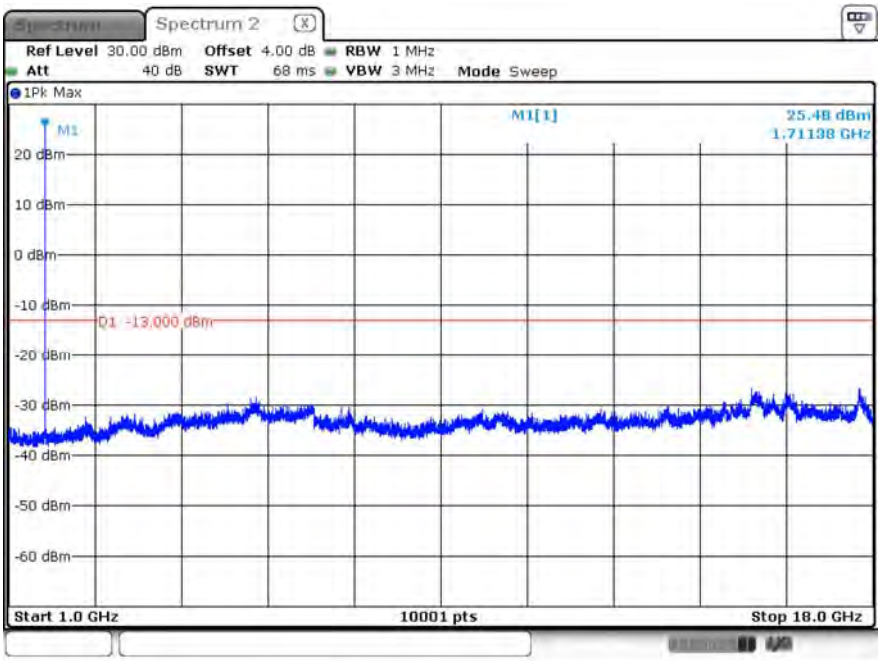

Date: 20.DEC.2019 16:20:31

B66_CH131987_3M_1RB7_16-QAM_Below 1G

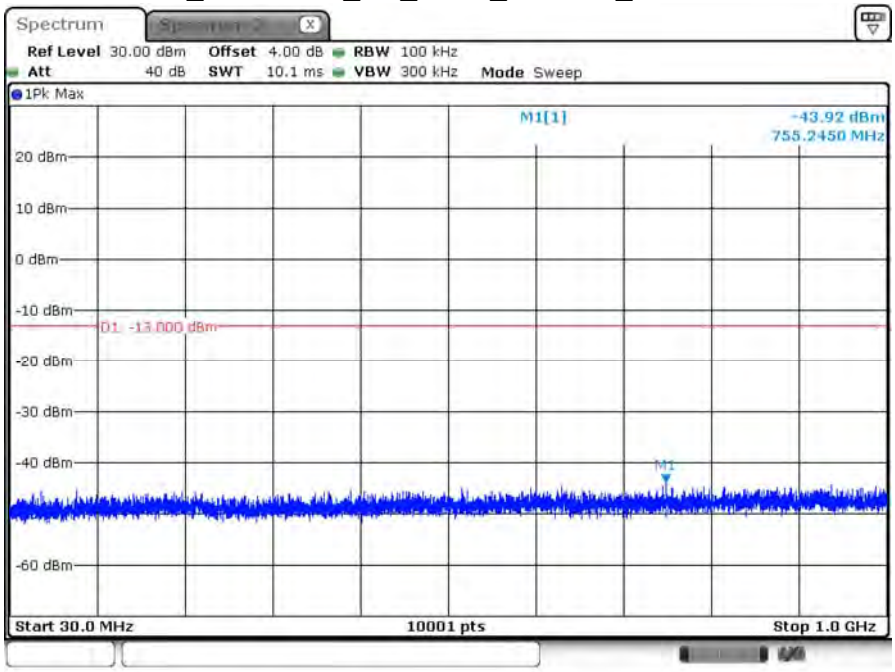

Date: 20.DEC.2019 16:20:44

B66_CH132322_3M_1RB7_QPSK_Above 1G

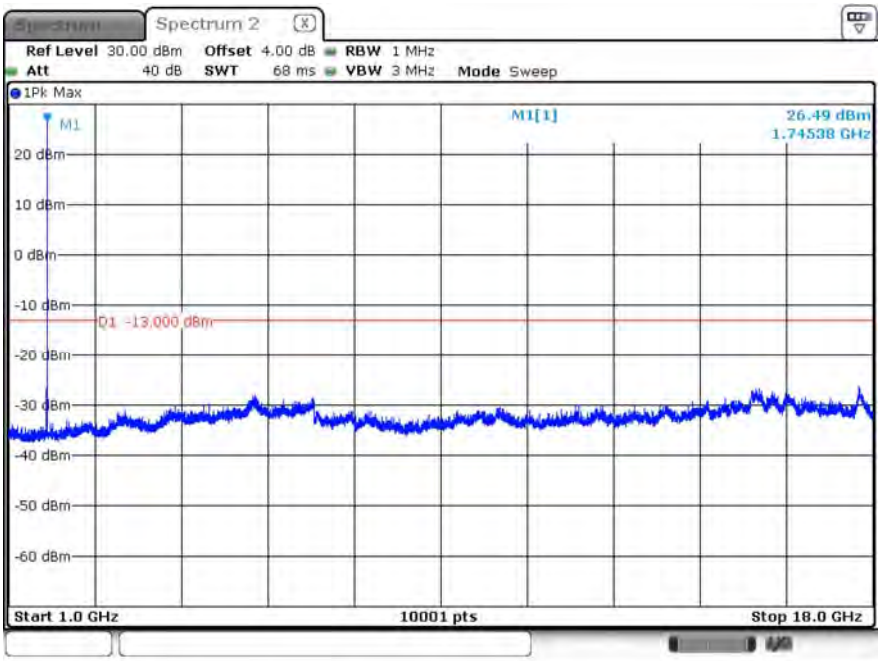

Date: 20.DEC.2019 16:26:42

B66_CH132322_3M_1RB7_QPSK_Below 1G

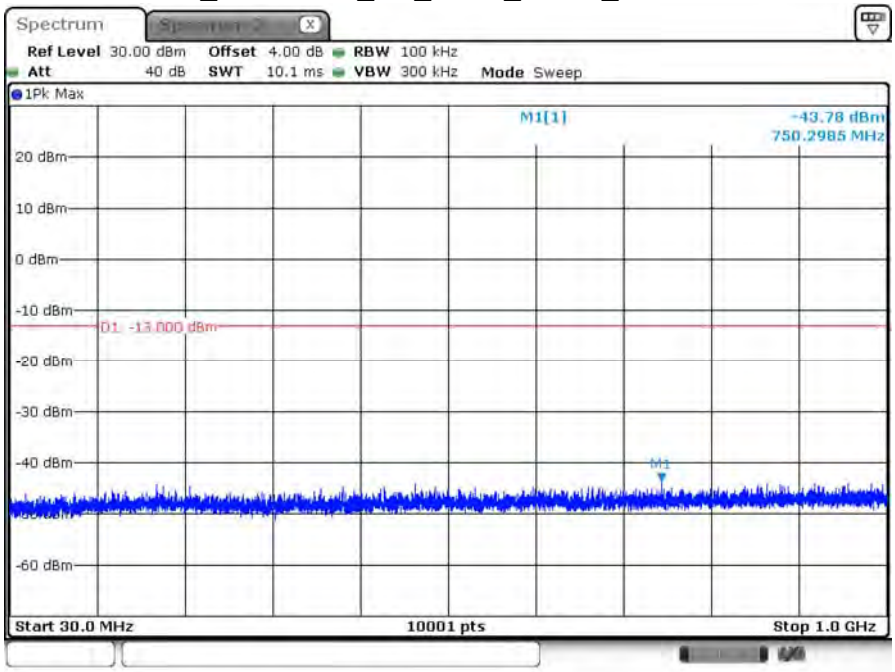

Date: 20.DEC.2019 16:27:04

B66_CH132322_3M_1RB7_16-QAM_Above 1G

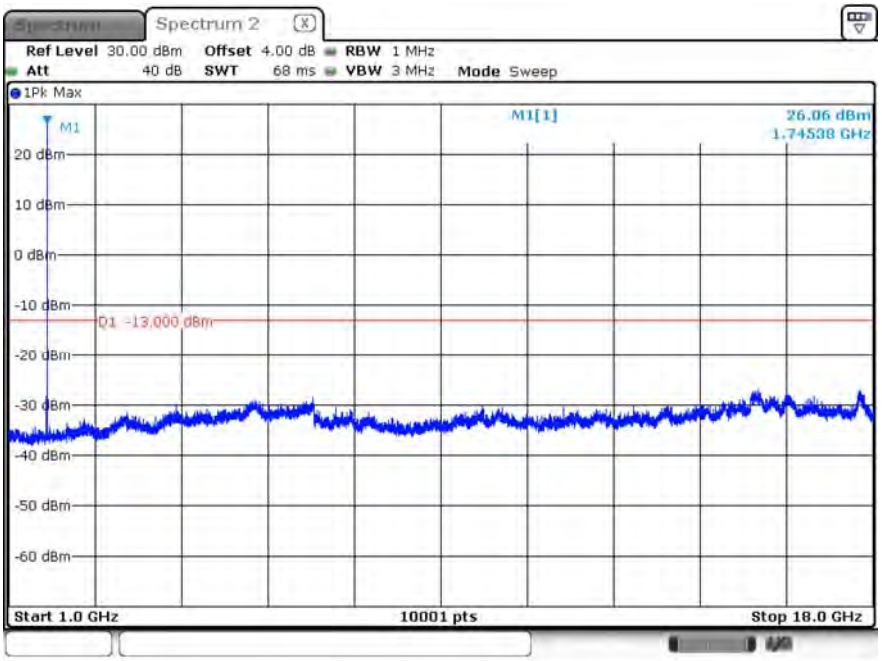

Date: 20.DEC.2019 16:24:39

B66_CH132322_3M_1RB7_16-QAM_Below 1G

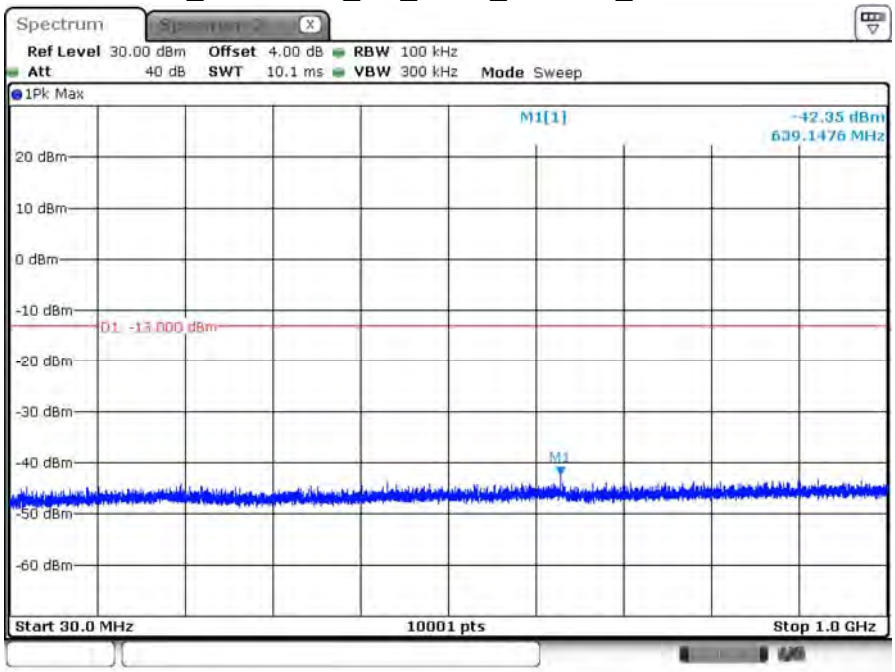

Date: 20.DEC.2019 16:23:32

B66_CH132657_3M_1RB7_QPSK_Above 1G

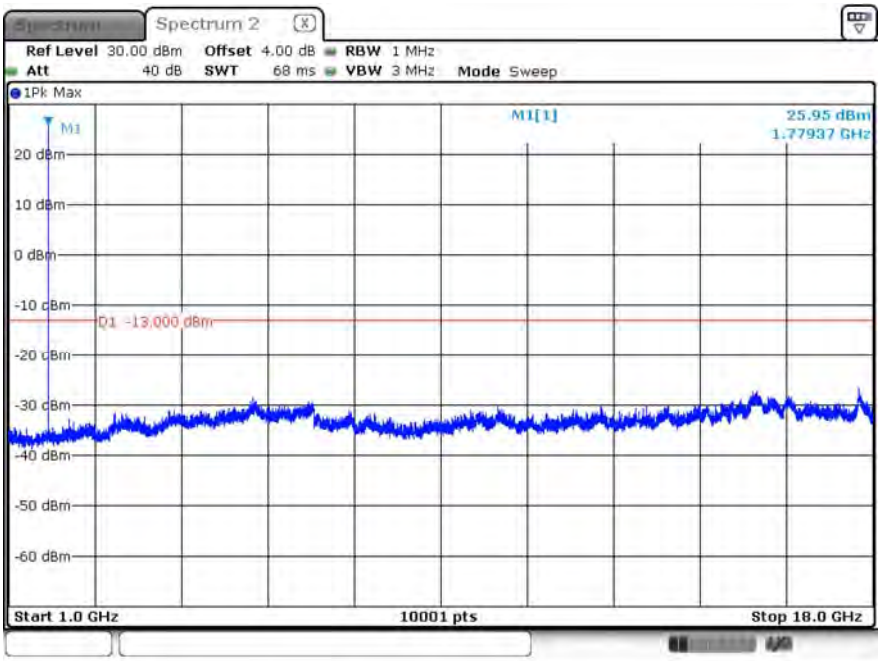

Date: 20.DEC.2019 16:32:06

B66_CH132657_3M_1RB7_QPSK_Below 1G

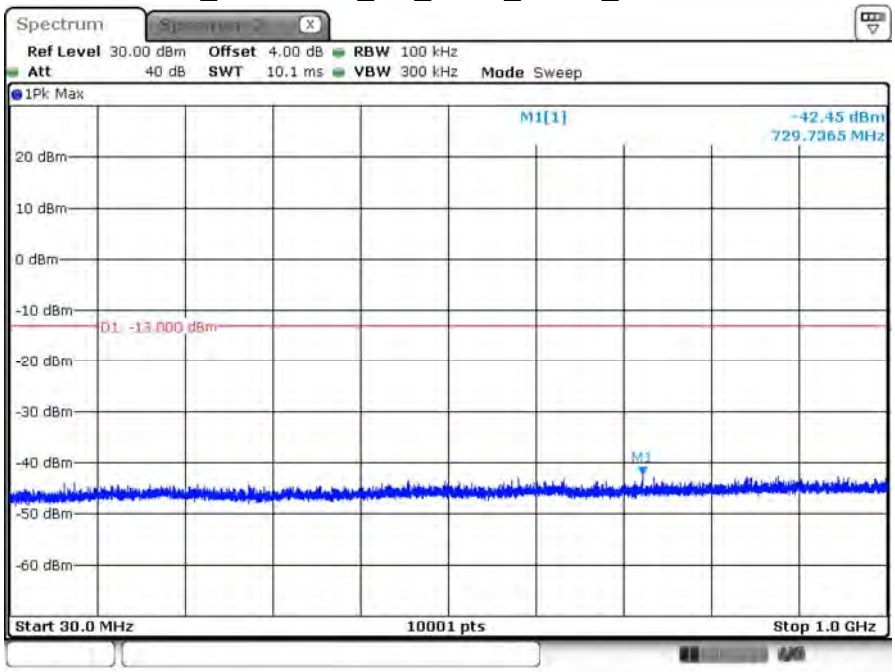

Date: 20.DEC.2019 16:31:25

B66_CH132657_3M_1RB7_16-QAM_Above 1G

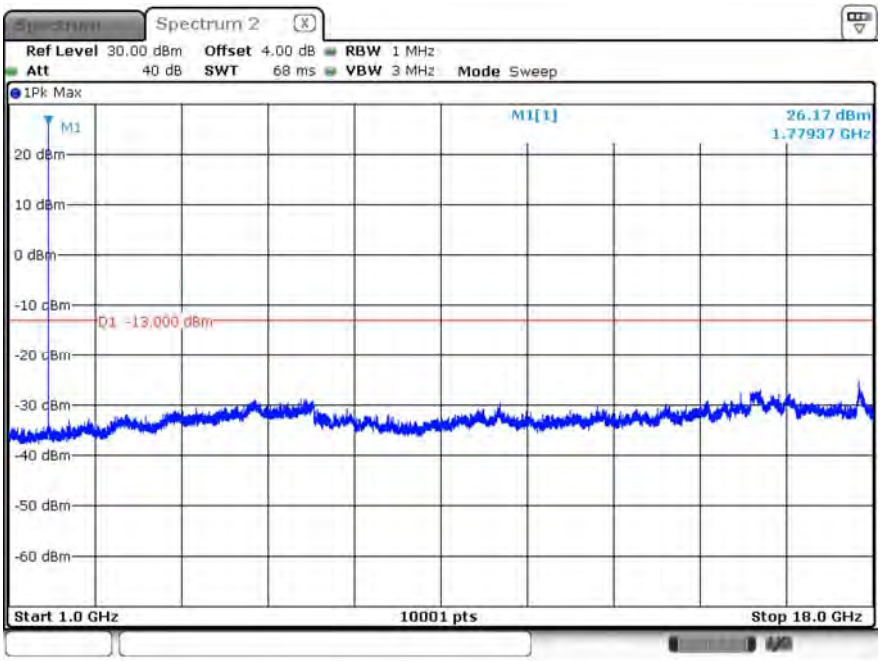

Date: 20.DEC.2019 16:33:30

B66_CH132657_3M_1RB7_16-QAM_Below 1G

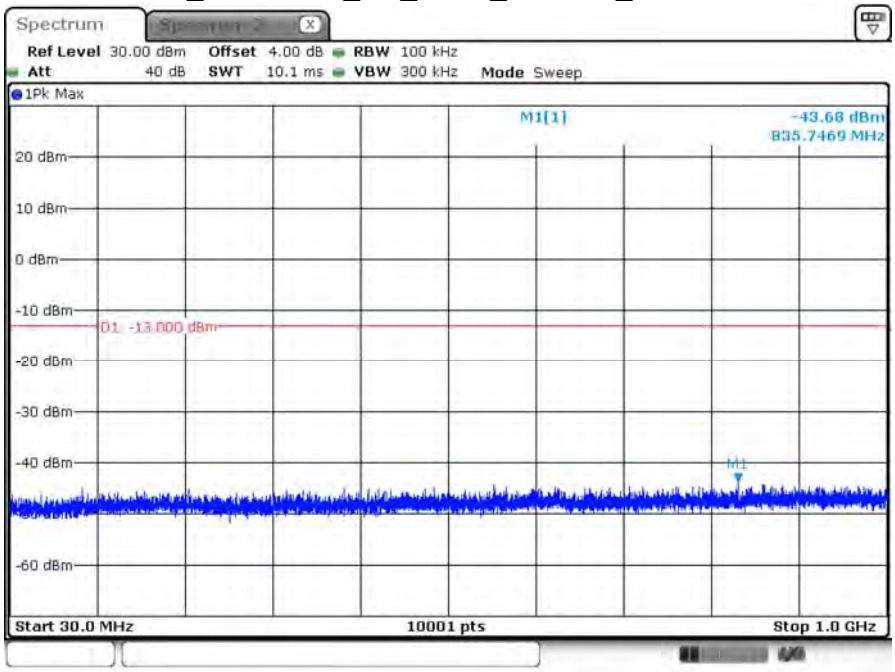

Date: 20.DEC.2019 16:33:45

B66_CH131997_5M_1RB12_QPSK_Above 1G

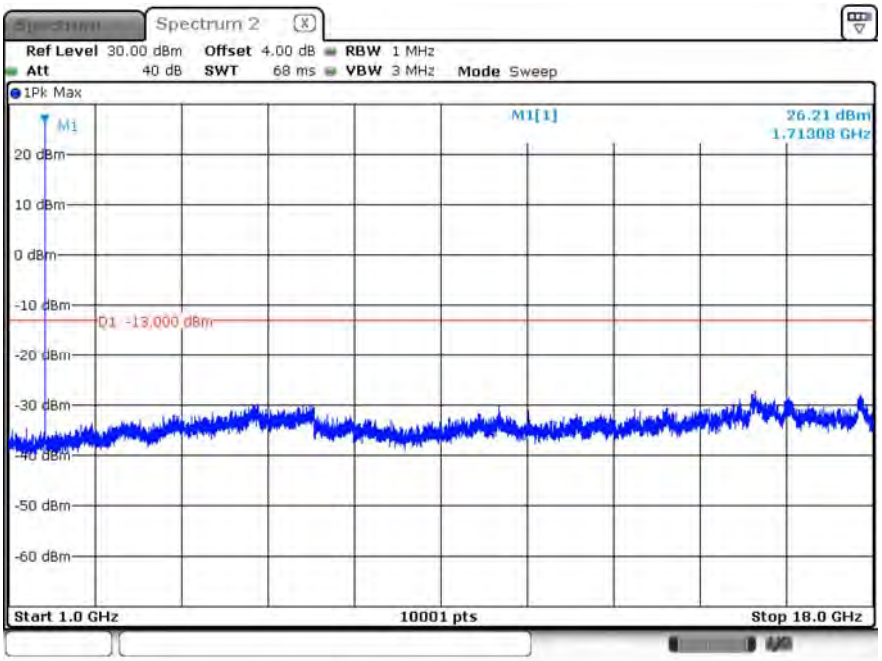

Date: 20.DEC.2019 16:43:07

B66_CH131997_5M_1RB12_QPSK_Below 1G

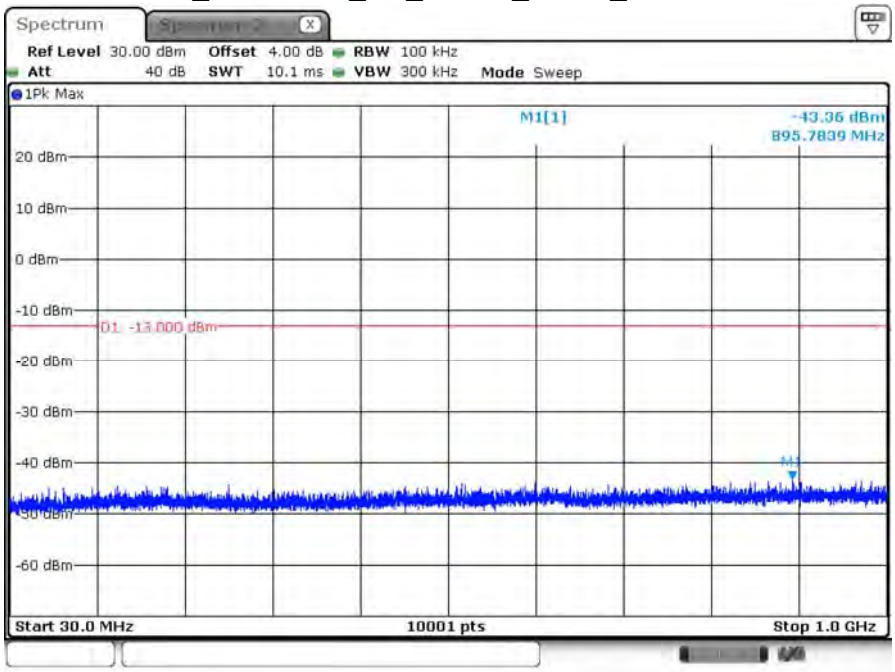

Date: 20.DEC.2019 16:41:24

B66_CH131997_5M_1RB12_16-QAM_Above 1G

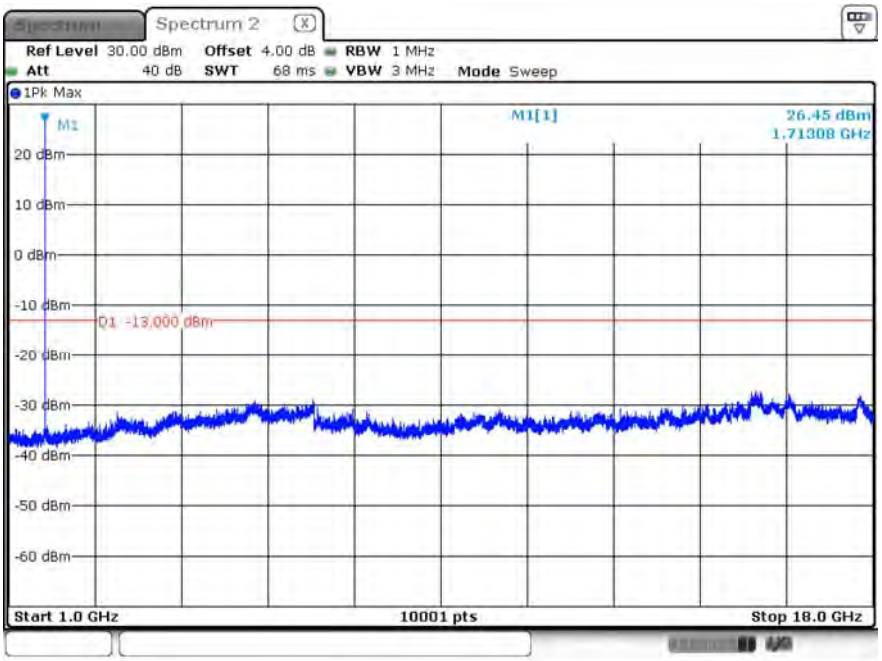

Date: 20.DEC.2019 16:43:46

B66_CH131997_5M_1RB12_16-QAM_Below 1G

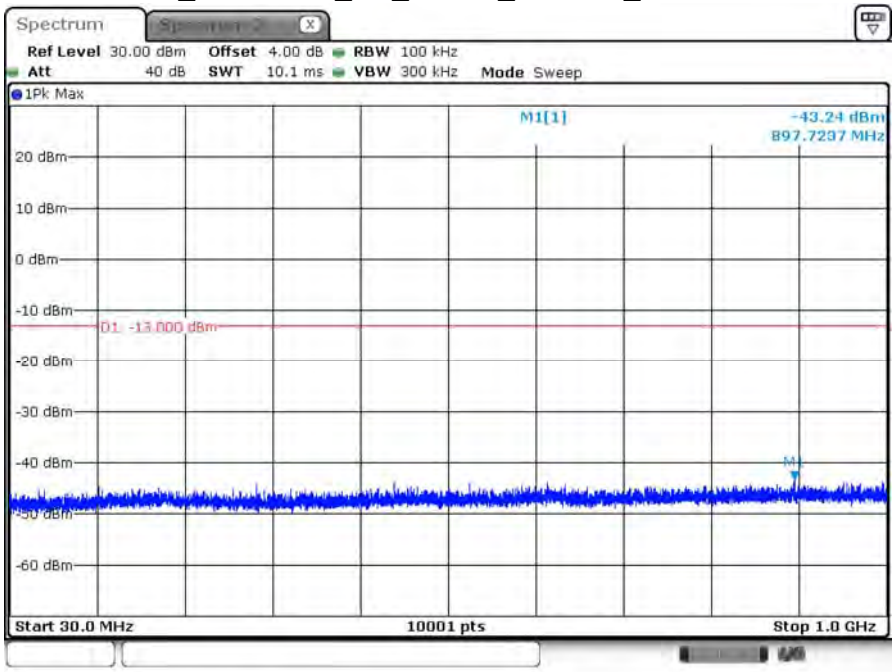

Date: 20.DEC.2019 16:44:14

B66_CH132322_5M_1RB12_QPSK_Above 1G

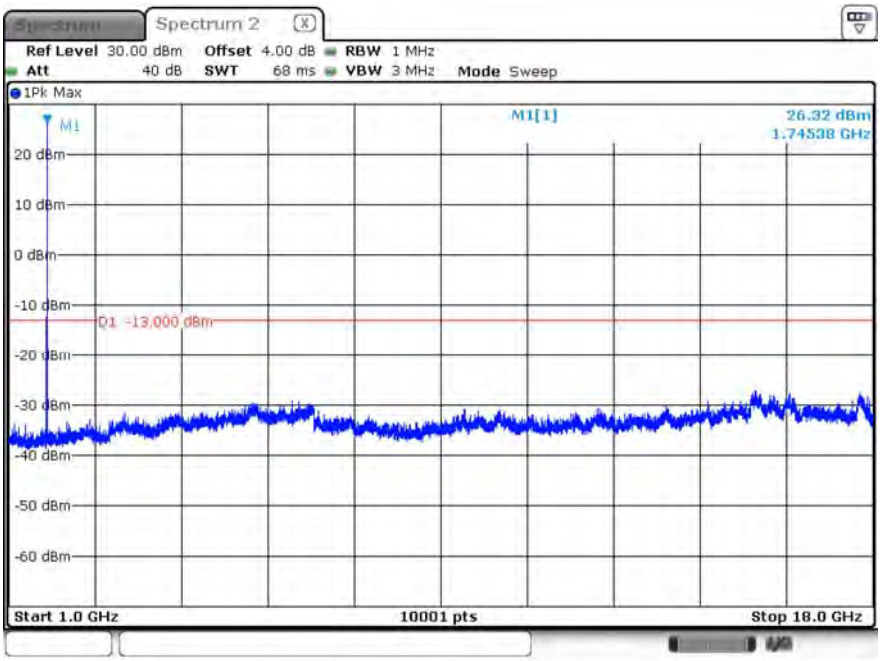

Date: 20.DEC.2019 16:53:15

B66_CH132322_5M_1RB12_QPSK_Below 1G

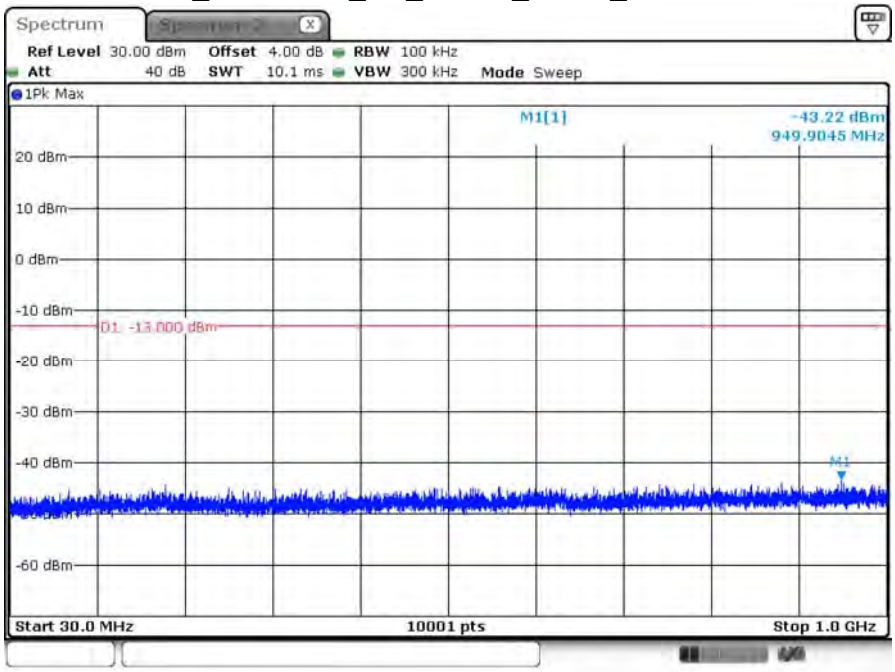

Date: 20.DEC.2019 16:53:34

B66_CH132322_5M_1RB12_16-QAM_Above 1G

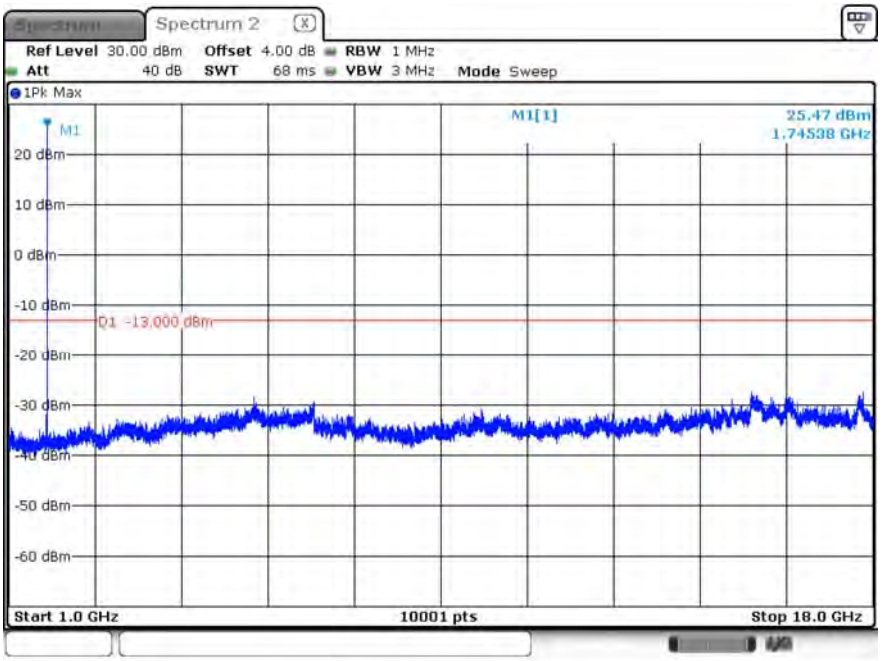

Date: 20.DEC.2019 16:52:47

B66_CH132322_5M_1RB12_16-QAM_Below 1G

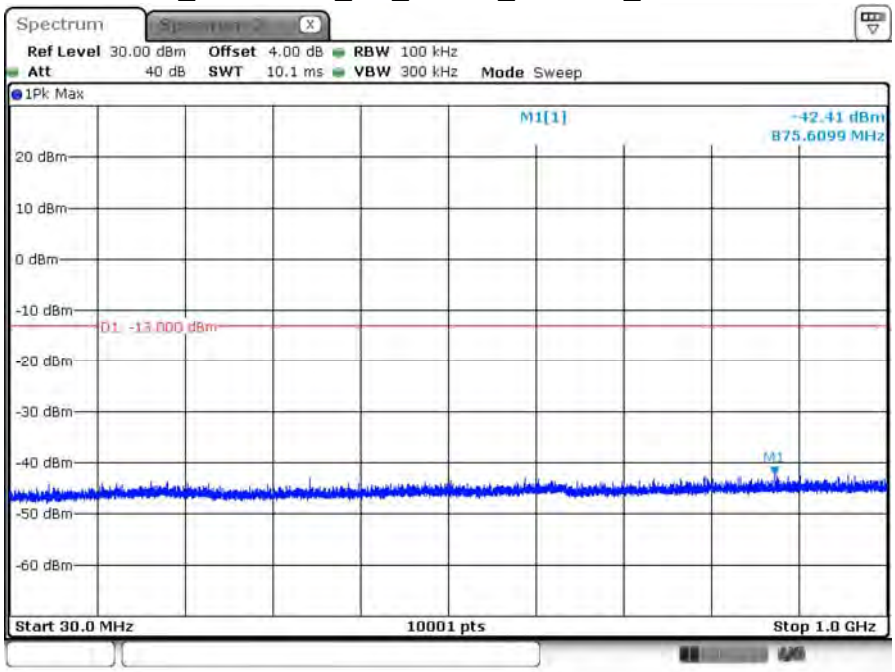

Date: 20.DEC.2019 16:52:09

B66_CH132647_5M_1RB12_QPSK_Above 1G

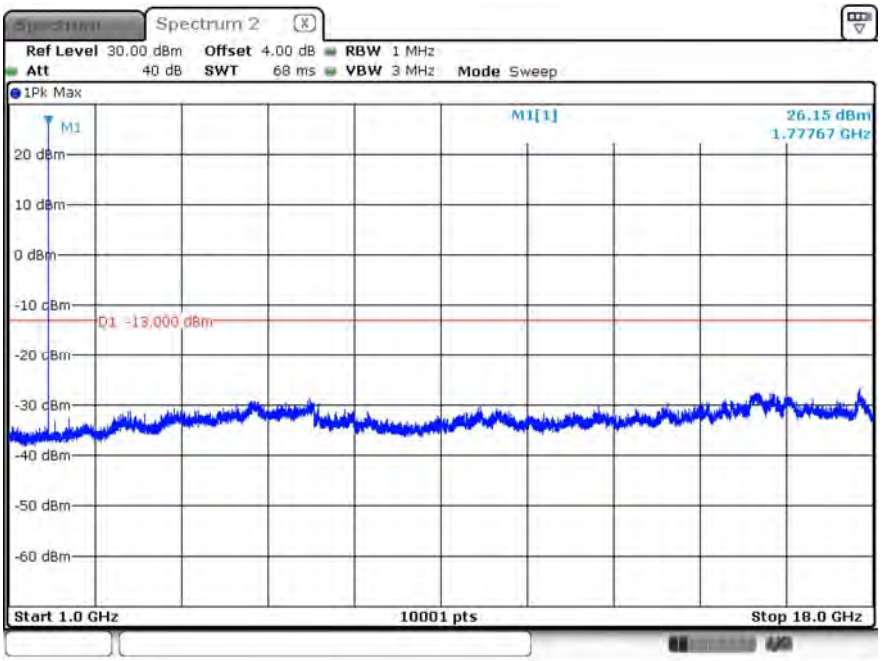

Date: 20.DEC.2019 16:56:12

B66_CH132647_5M_1RB12_QPSK_Below 1G

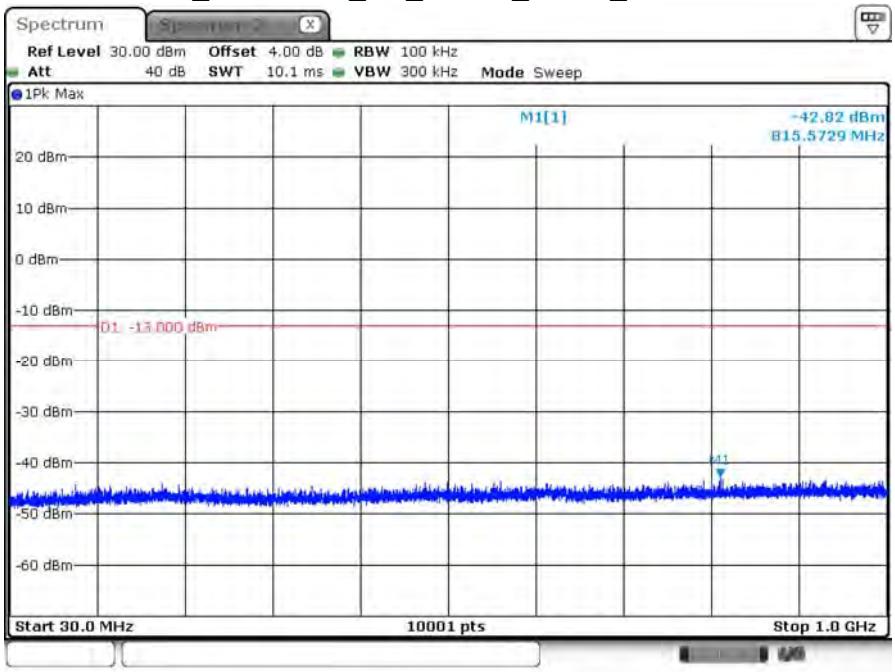

Date: 20.DEC.2019 16:55:10

B66_CH132647_5M_1RB12_16-QAM_Above 1G

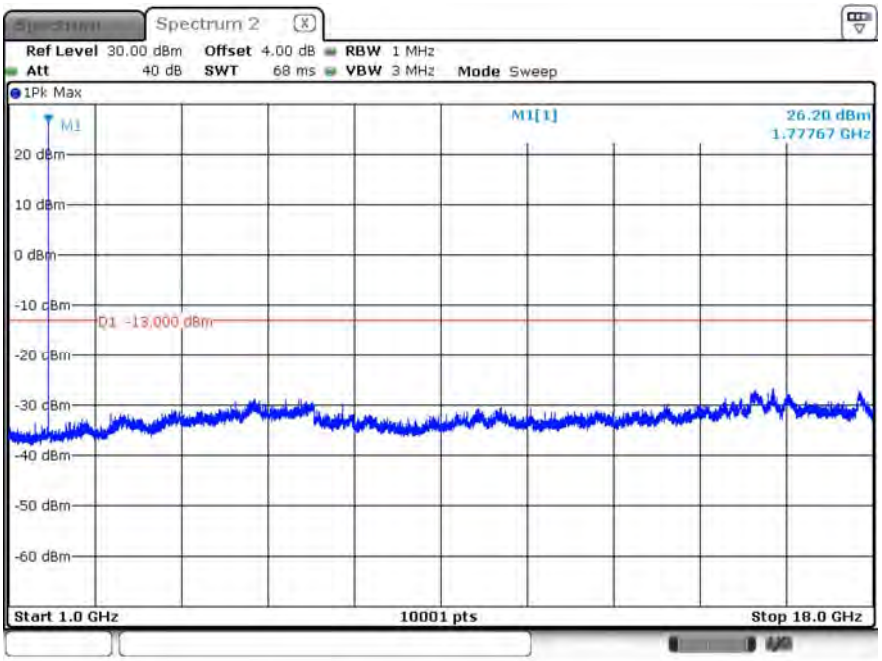

Date: 20.DEC.2019 16:57:26

B66_CH132647_5M_1RB12_16-QAM_Below 1G

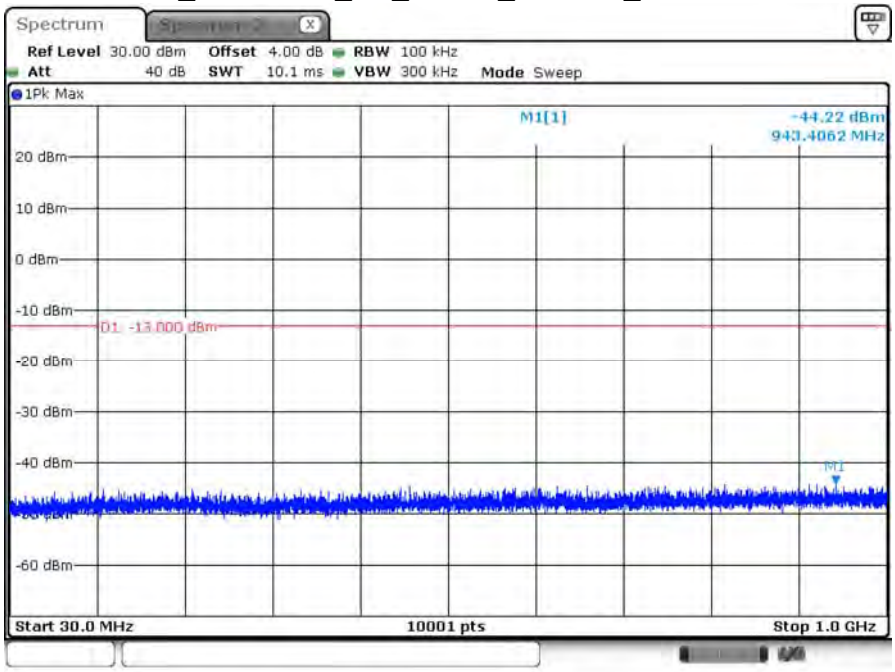

Date: 20.DEC.2019 16:57:46

B66_CH132022_10M_1RB24_QPSK_Above 1G

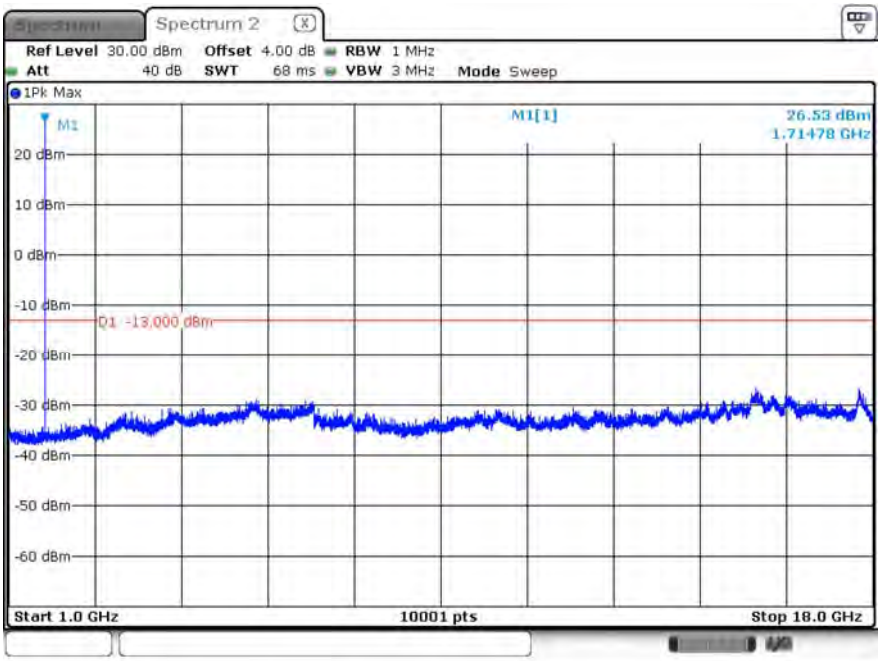

Date: 20.DEC.2019 17:00:35

B66_CH132022_10M_1RB24_QPSK_Below 1G

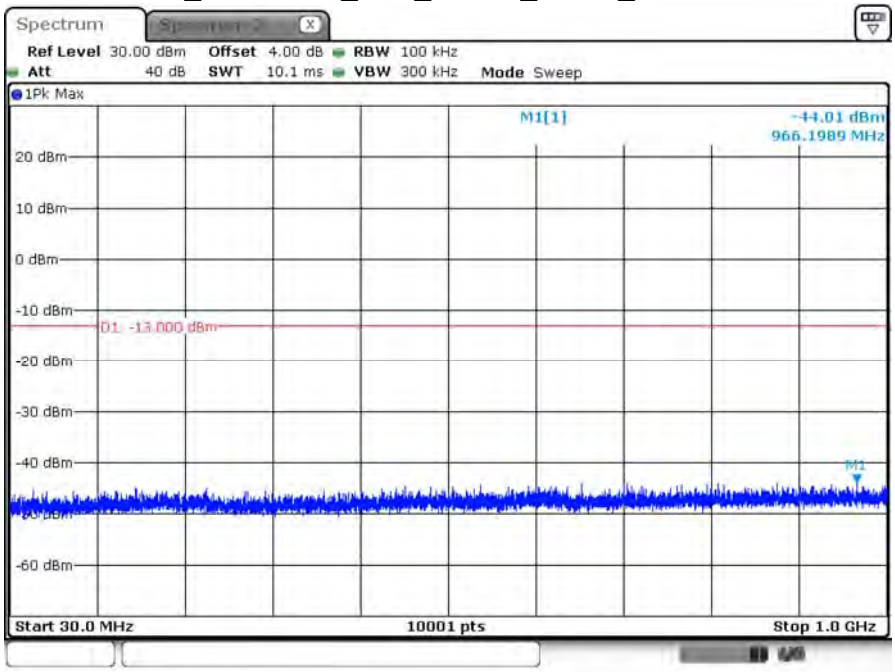

Date: 20.DEC.2019 17:00:55

B66_CH132022_10M_1RB24_16-QAM_Above 1G

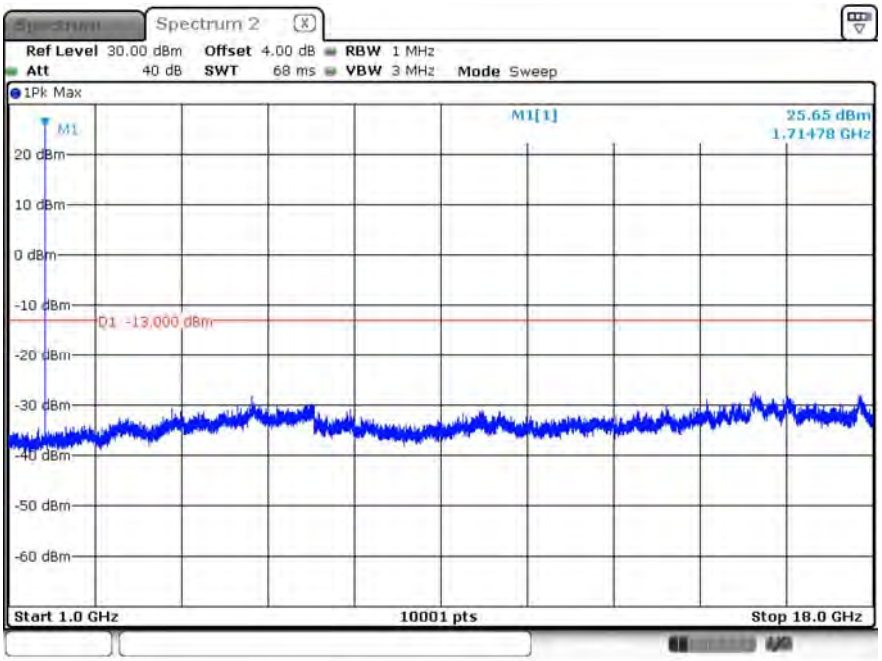

Date: 20.DEC.2019 16:59:15

B66_CH132022_10M_1RB24_16-QAM_Below 1G

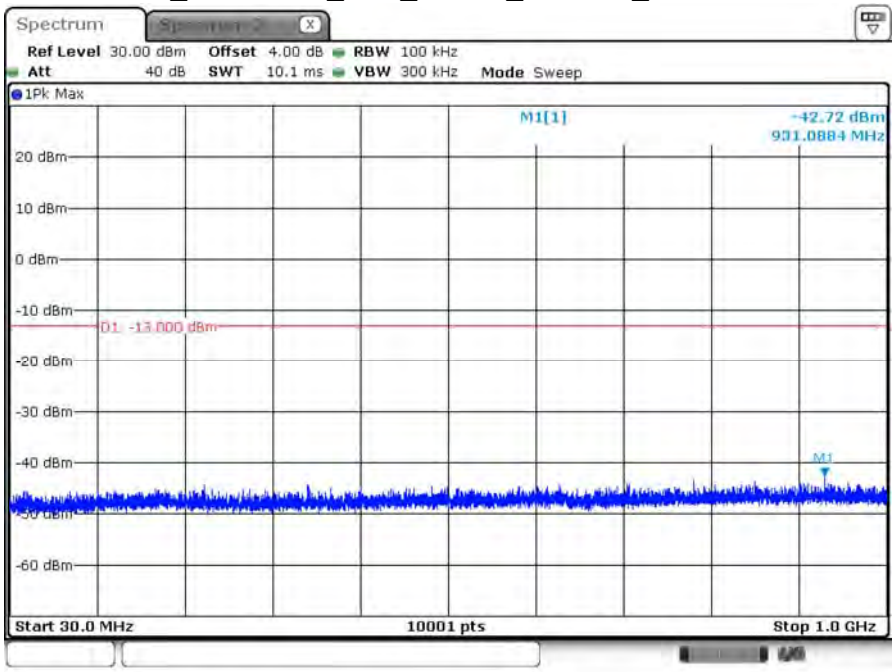

Date: 20.DEC.2019 16:58:54

B66_CH132322_10M_1RB24_QPSK_Above 1G

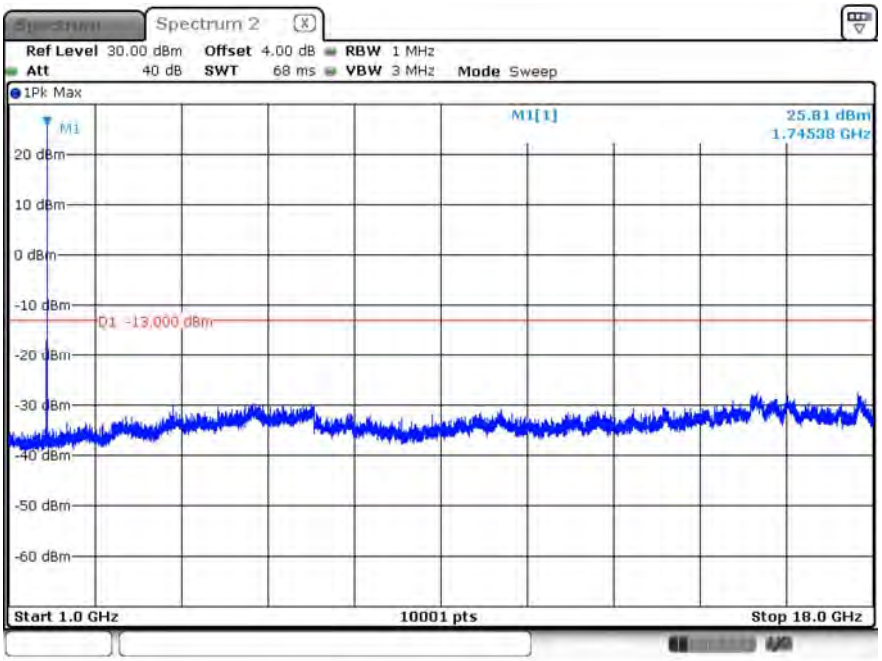

Date: 20.DEC.2019 17:02:53

B66_CH132322_10M_1RB24_QPSK_Below 1G

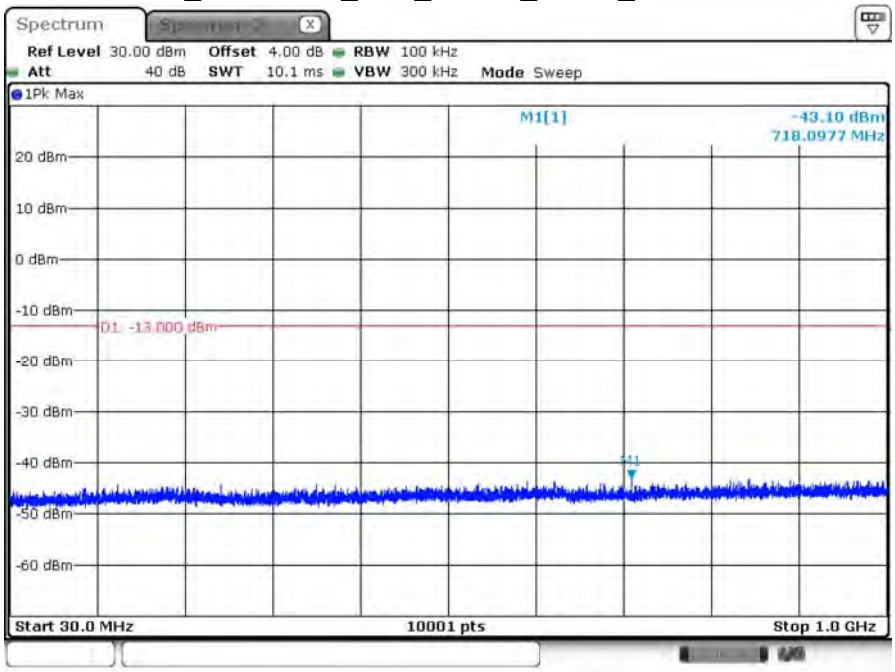

Date: 20.DEC.2019 17:02:25

B66_CH132322_10M_1RB24_16-QAM_Above 1G

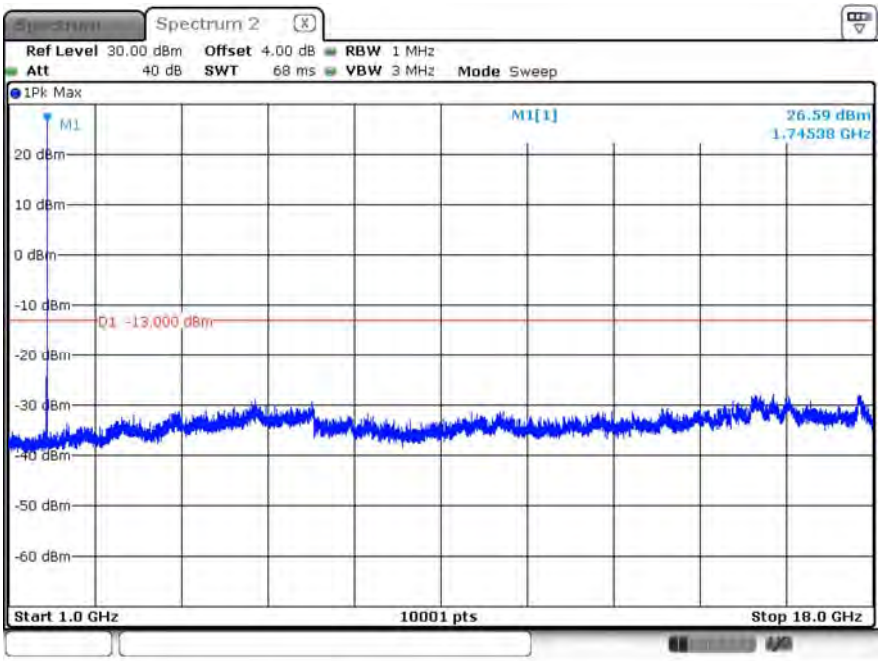

Date: 20.DEC.2019 17:03:17

B66_CH132322_10M_1RB24_16-QAM_Below 1G

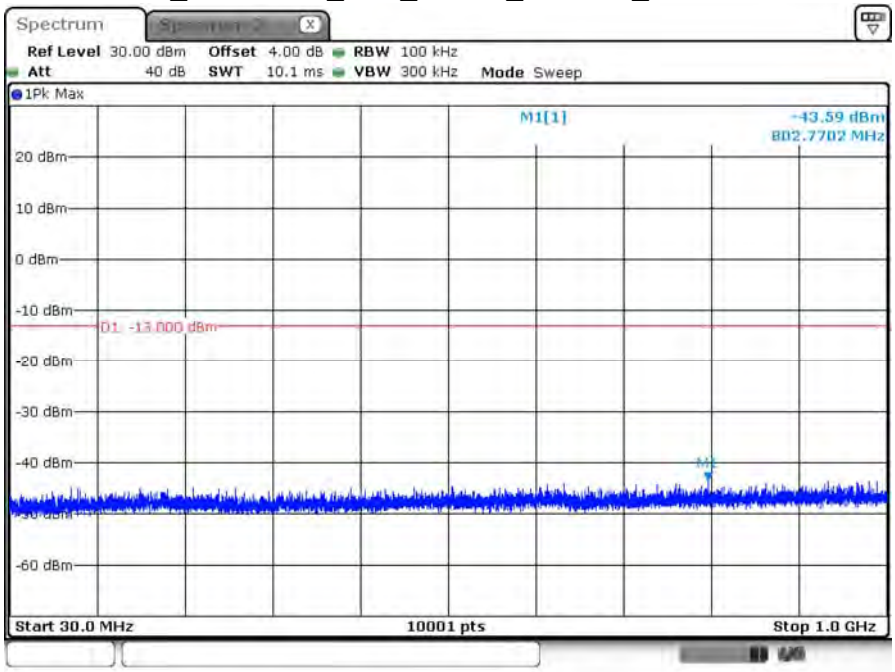

Date: 20.DEC.2019 17:03:39

B66_CH132622_10M_1RB24_QPSK_Above 1G

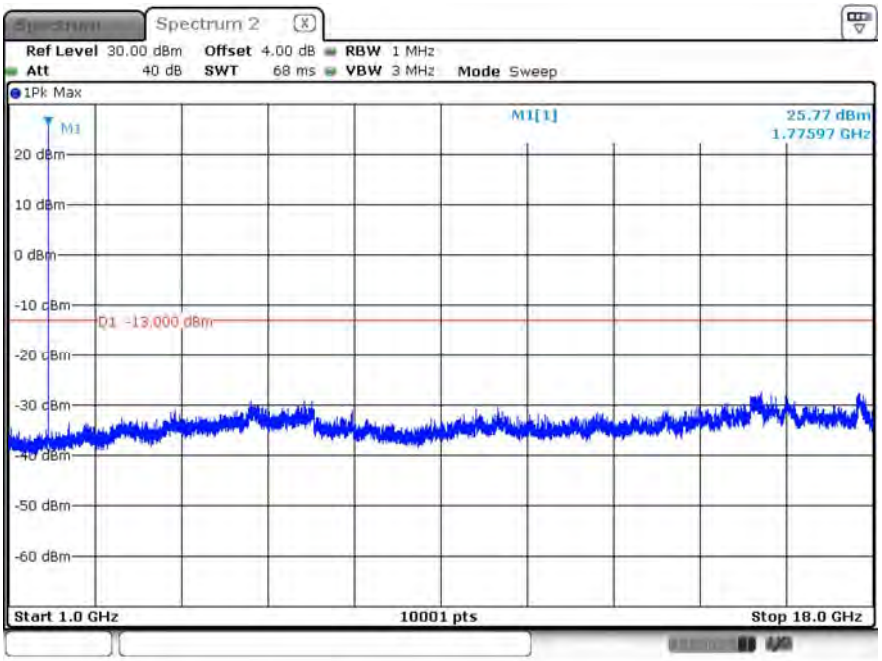

Date: 20.DEC.2019 17:06:02

B66_CH132622_10M_1RB24_QPSK_Below 1G

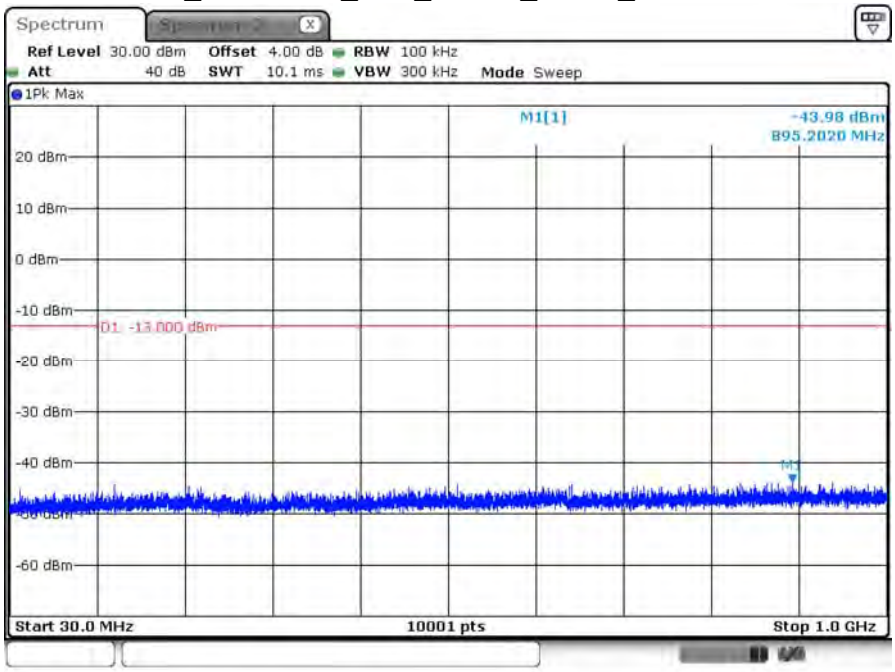

Date: 20.DEC.2019 17:06:19

B66_CH132622_10M_1RB24_16-QAM_Above 1G

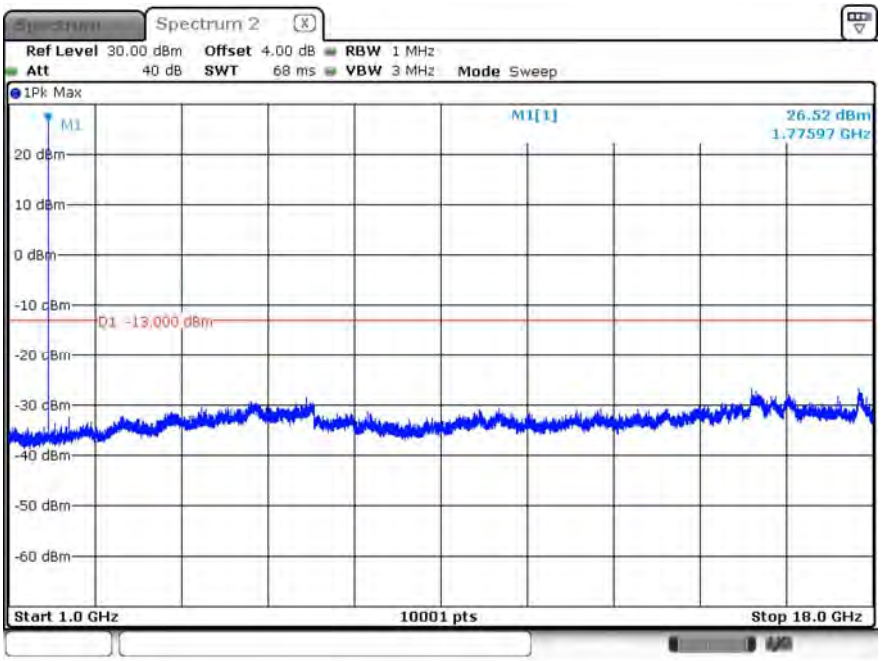

Date: 20.DEC.2019 17:05:46

B66_CH132622_10M_1RB24_16-QAM_Below 1G

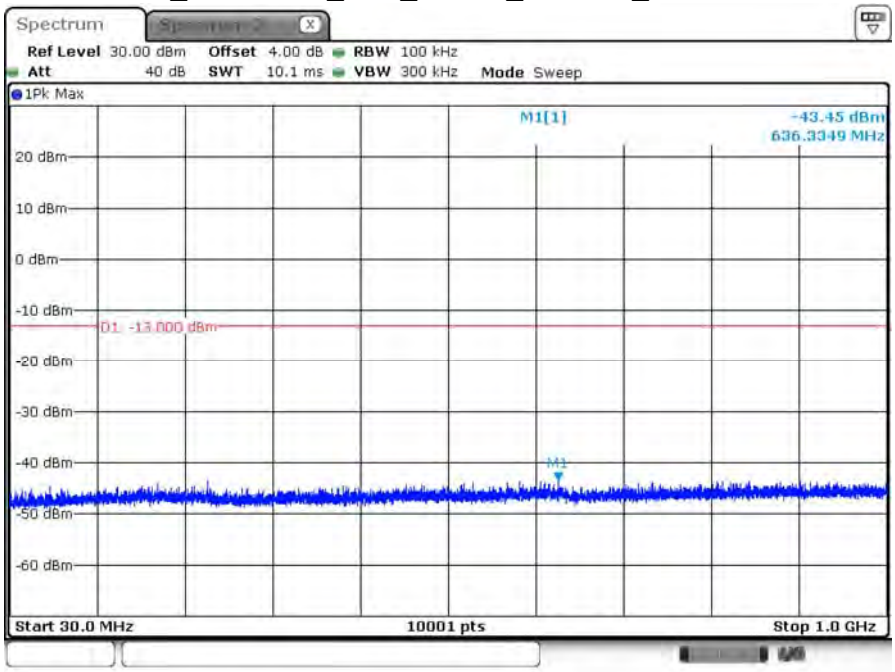

Date: 20.DEC.2019 17:04:58

B66_CH132047_15M_1RB37_QPSK_Above 1G

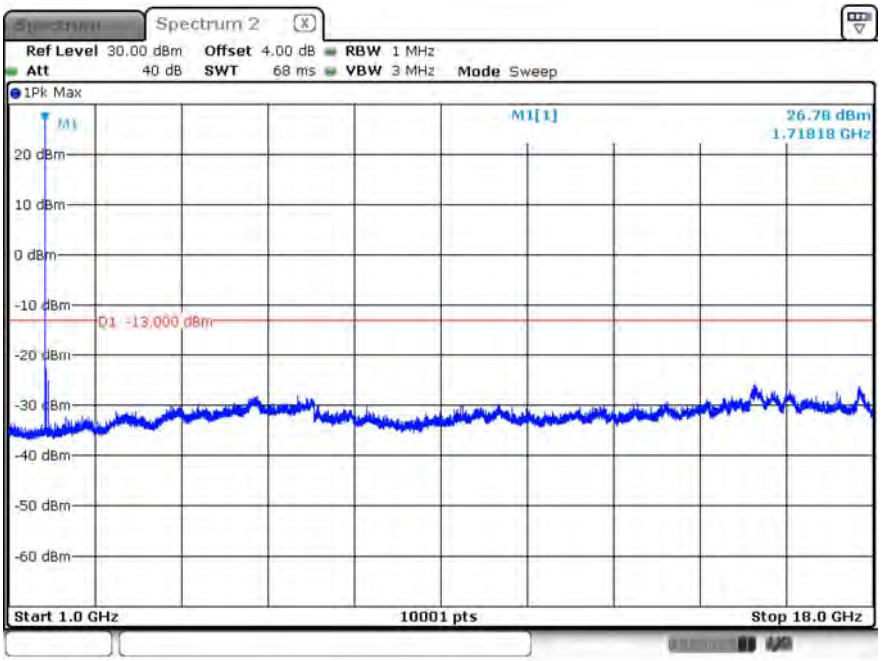

Date: 20.DEC.2019 17:14:28

B66_CH132047_15M_1RB37_QPSK_Below 1G

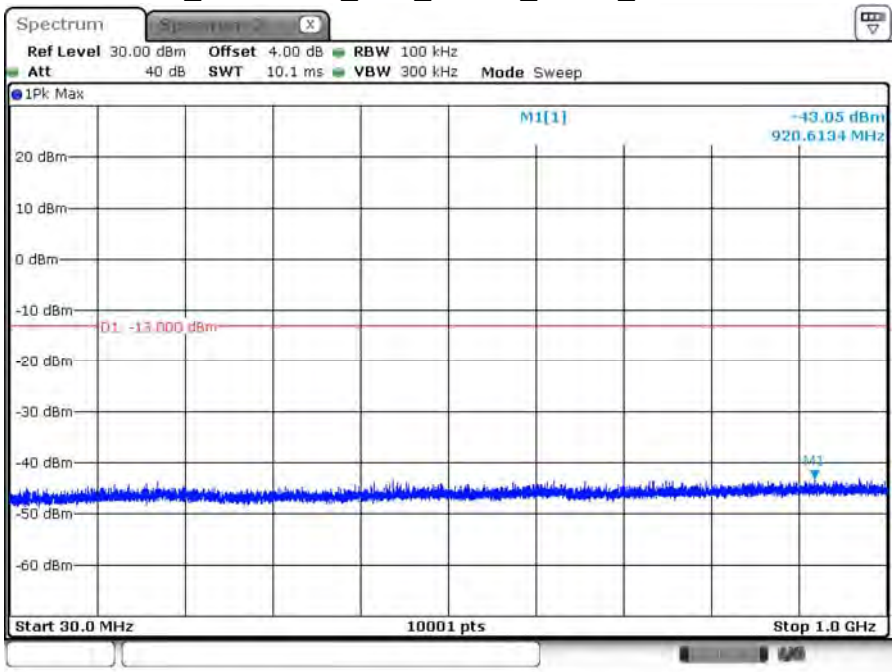

Date: 20.DEC.2019 17:08:53

B66_CH132047_15M_1RB37_16-QAM_Above 1G

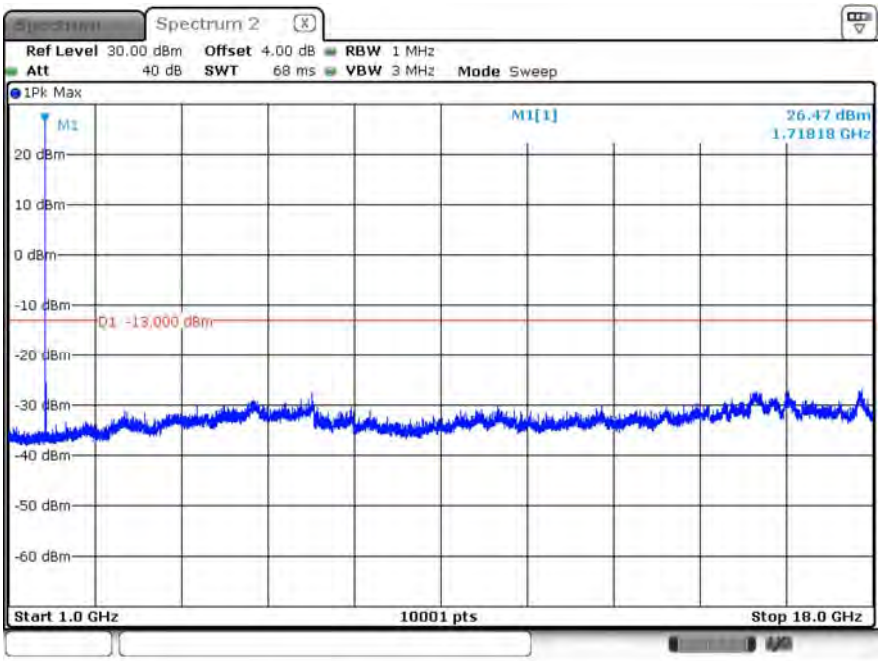

Date: 20.DEC.2019 17:16:29

B66_CH132047_15M_1RB37_16-QAM_Below 1G

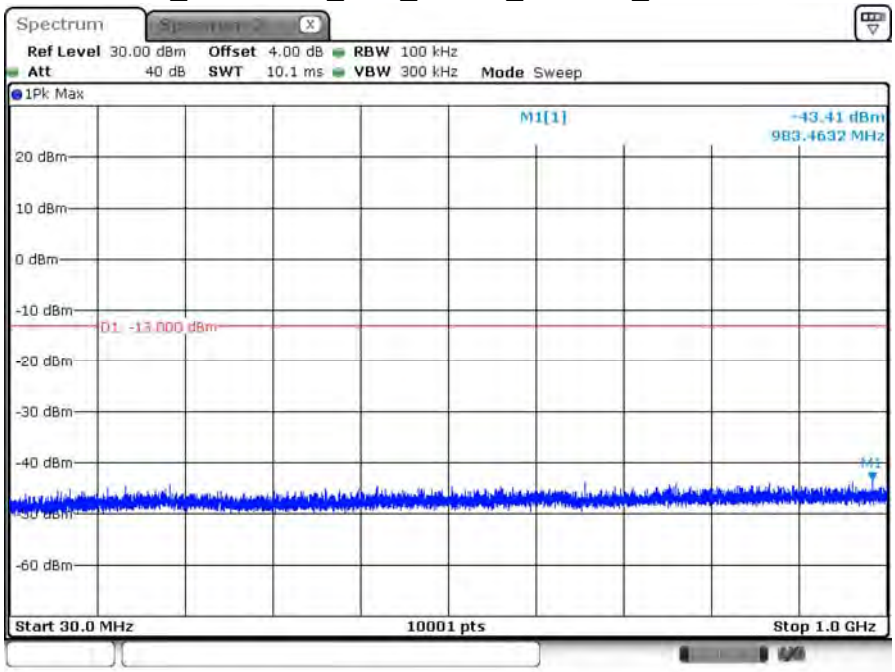

Date: 20.DEC.2019 17:16:52

B66_CH132322_15M_1RB37_QPSK_Above 1G

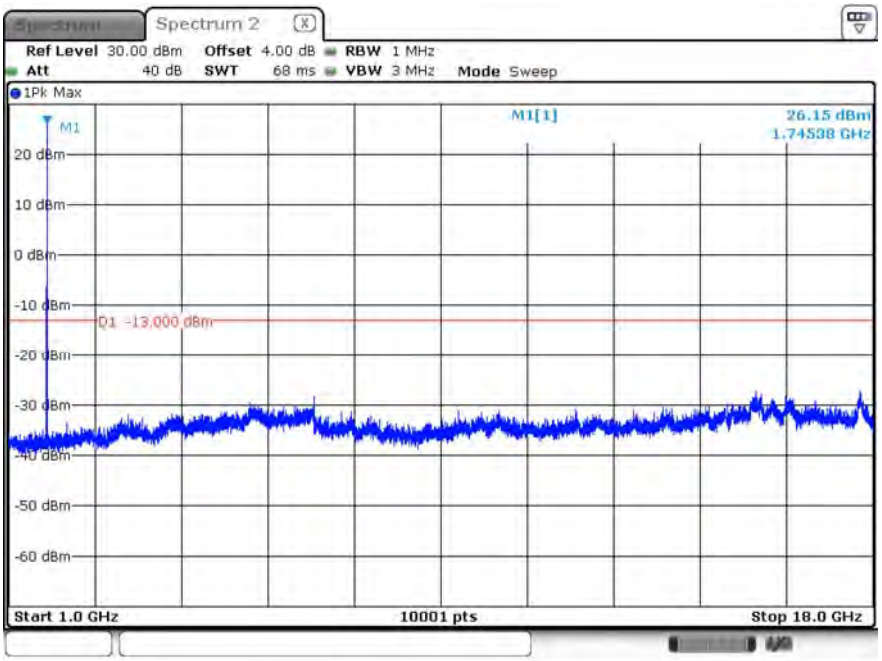

Date: 20.DEC.2019 17:19:35

B66_CH132322_15M_1RB37_QPSK_Below 1G

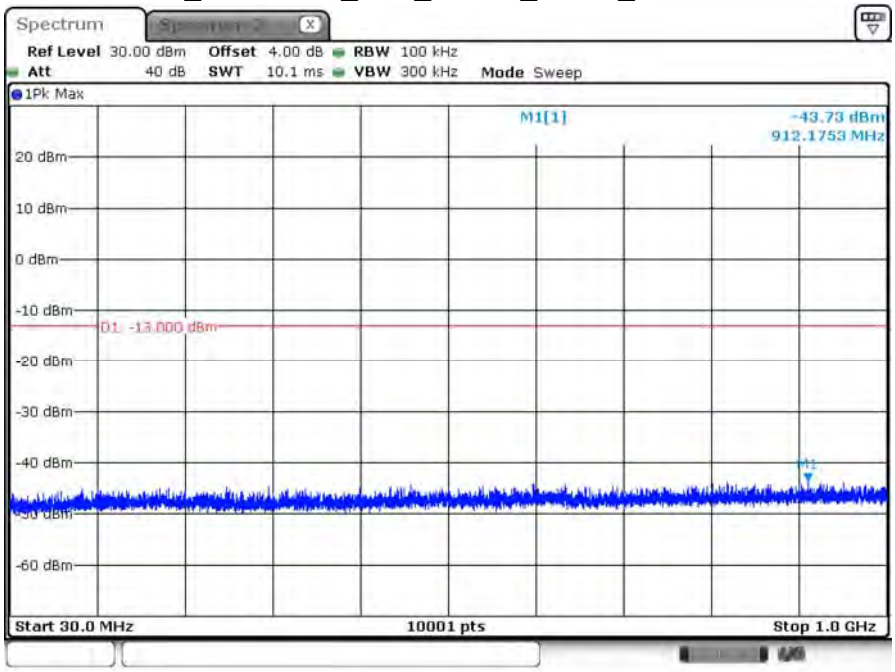

Date: 20.DEC.2019 17:19:59

B66_CH132322_15M_1RB37_16-QAM_Above 1G

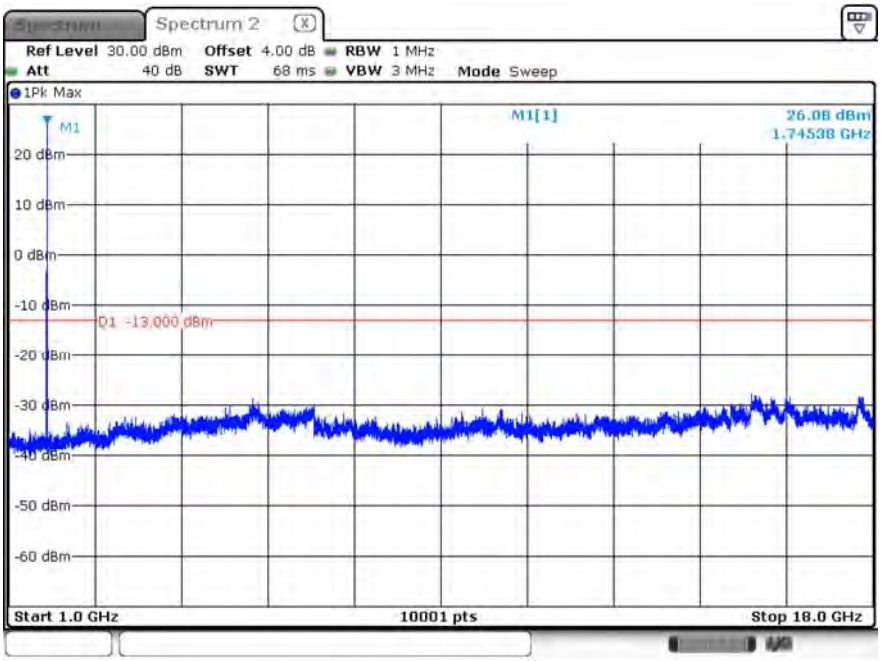

Date: 20.DEC.2019 17:19:20

B66_CH132322_15M_1RB37_16-QAM_Below 1G

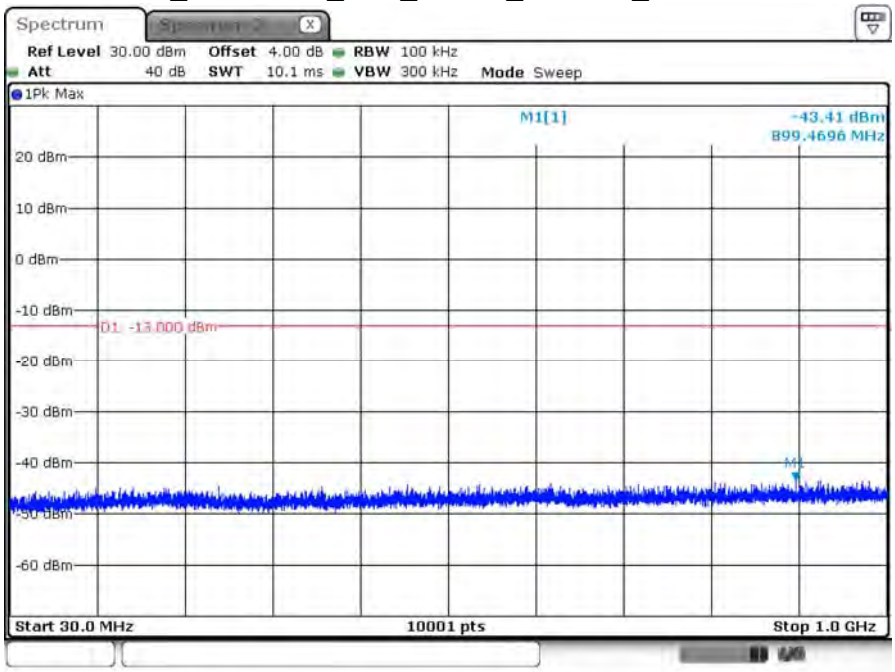

Date: 20.DEC.2019 17:19:04

B66_CH132597_15M_1RB37_QPSK_Above 1G

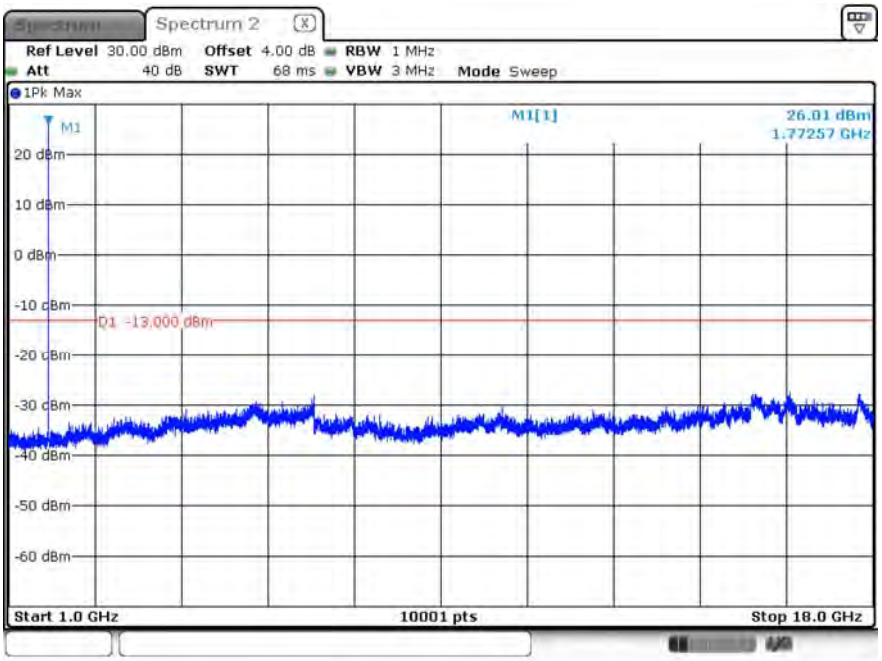

Date: 20.DEC.2019 17:22:18

B66_CH132597_15M_1RB37_QPSK_Below 1G

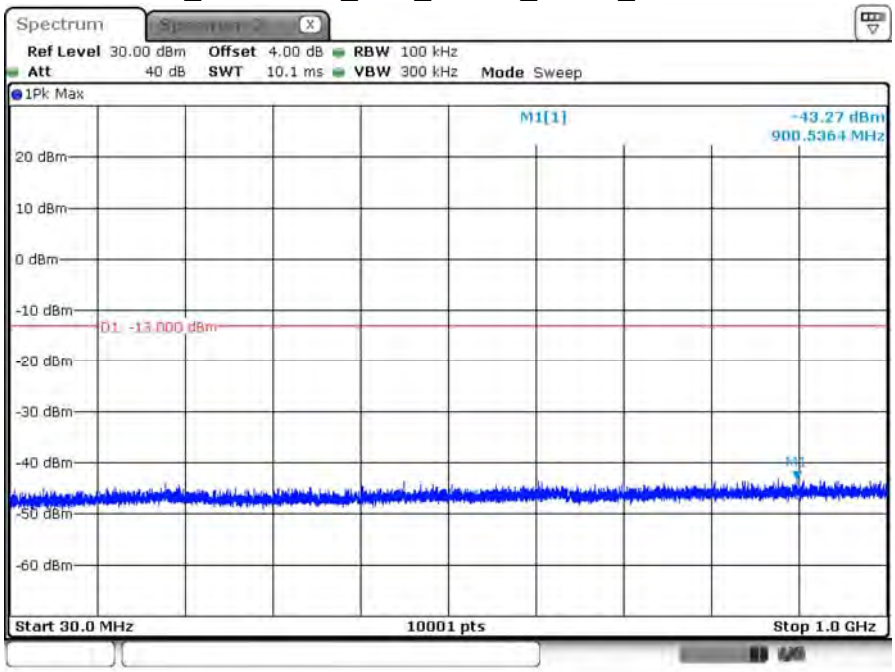

Date: 20.DEC.2019 17:21:49

B66_CH132597_15M_1RB37_16-QAM_Above 1G

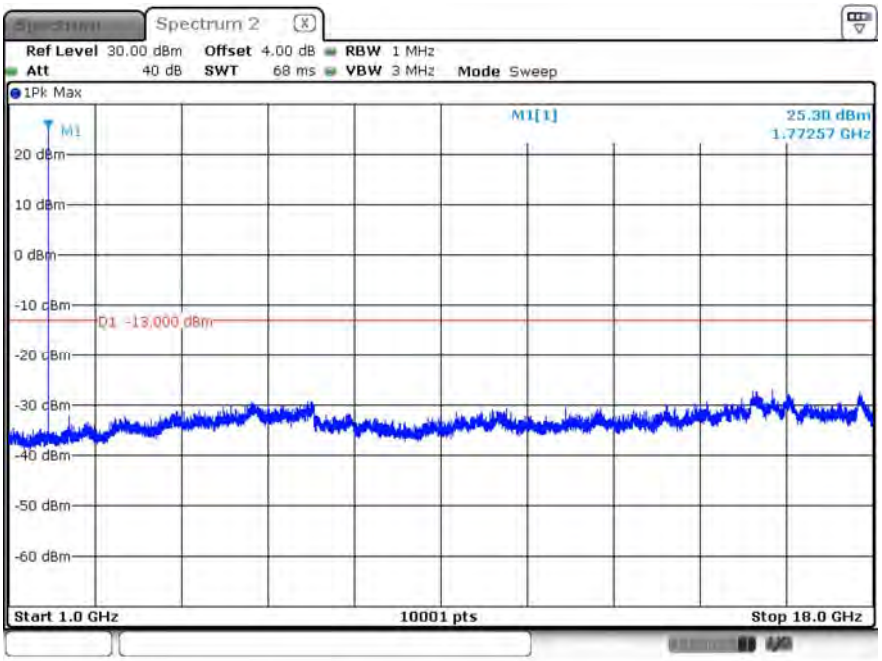

Date: 20.DEC.2019 17:22:46

B66_CH132597_15M_1RB37_16-QAM_Below 1G

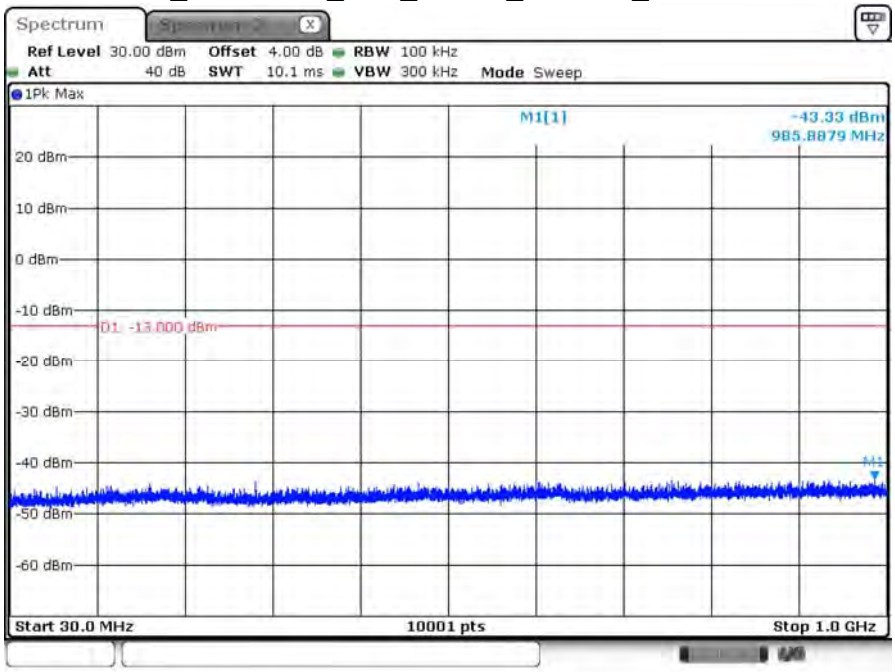

Date: 20.DEC.2019 17:24:13

B66_CH132072_20M_1RB49_QPSK_Above 1G

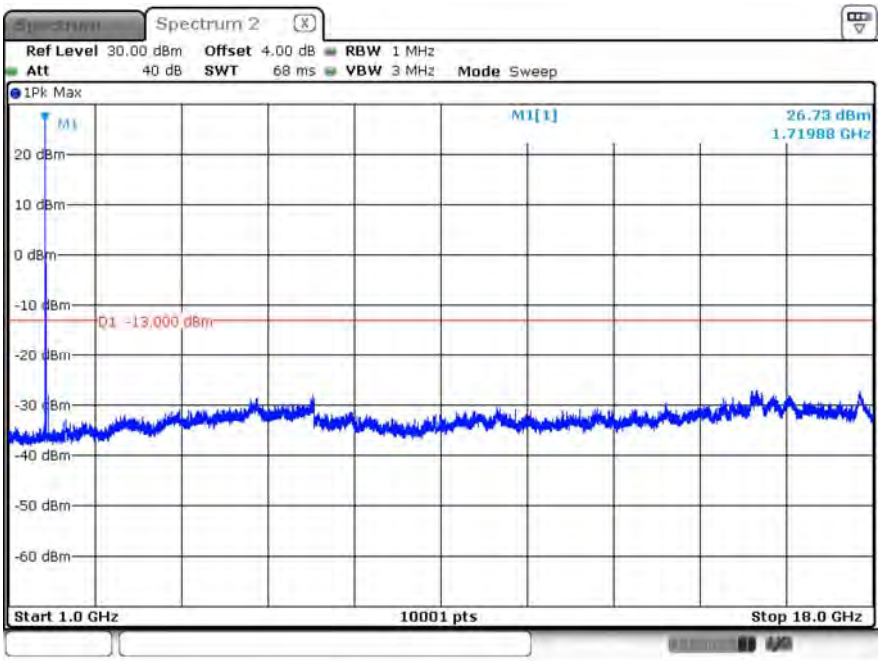

Date: 20.DEC.2019 17:28:19

B66_CH132072_20M_1RB49_QPSK_Below 1G

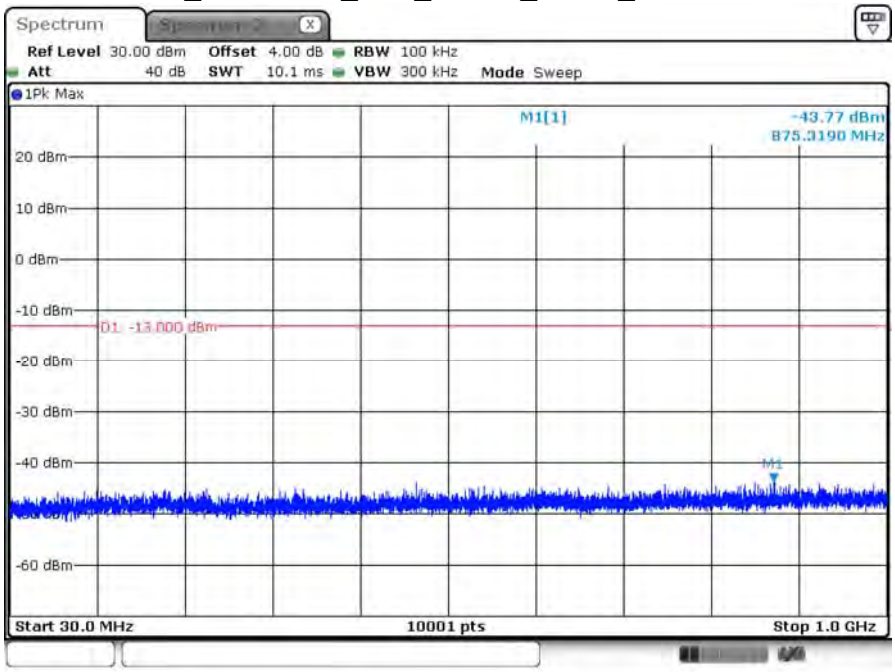

Date: 20.DEC.2019 17:28:34

B66_CH132072_20M_1RB49_16-QAM_Above 1G

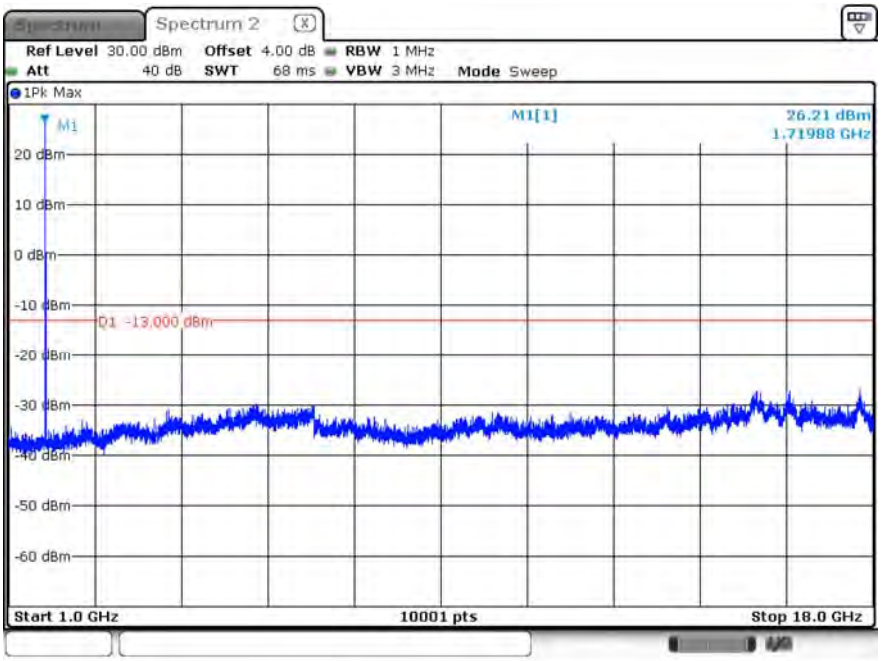

Date: 20.DEC.2019 17:27:30

B66_CH132072_20M_1RB49_16-QAM_Below 1G

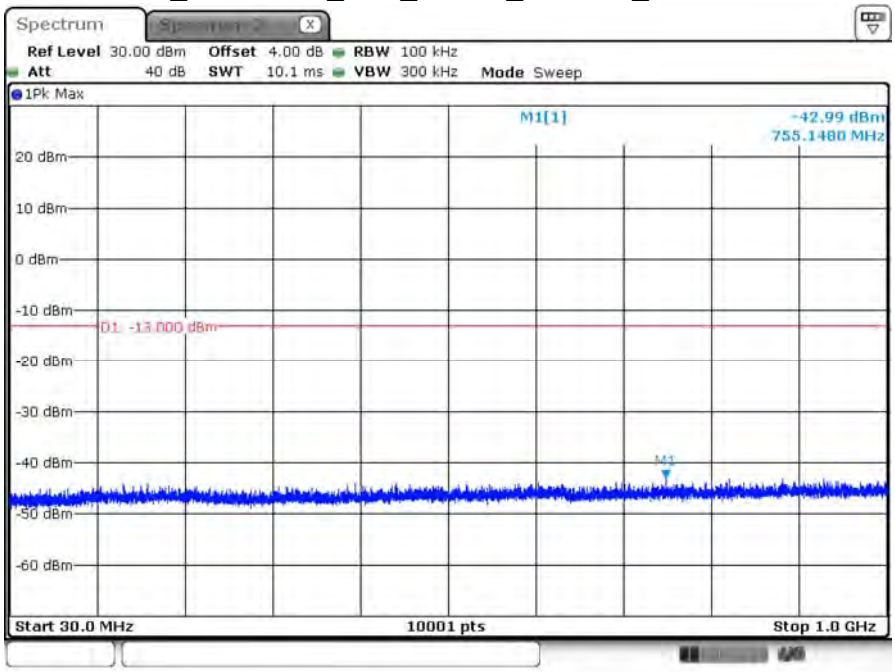

Date: 20.DEC.2019 17:26:18

B66_CH132322_20M_1RB49_QPSK_Above 1G

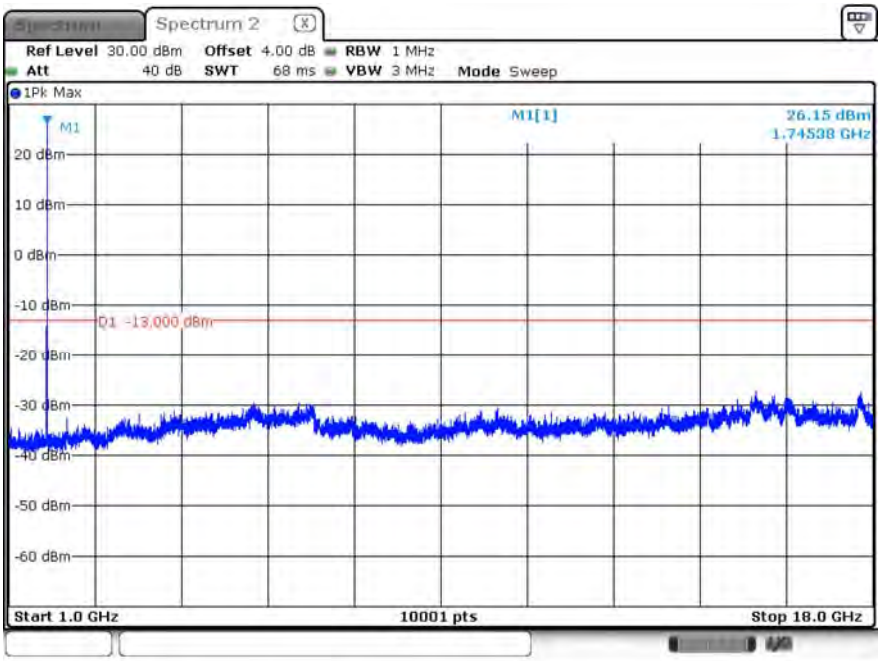

Date: 20.DEC.2019 17:29:27

B66_CH132322_20M_1RB49_QPSK_Below 1G

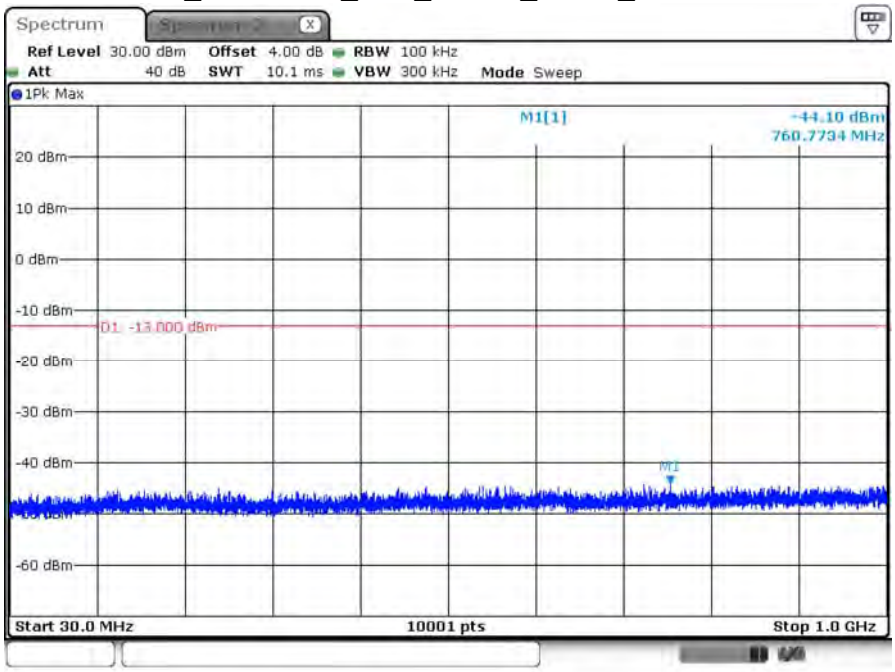

Date: 20.DEC.2019 17:29:09

B66_CH132322_20M_1RB49_16-QAM_Above 1G

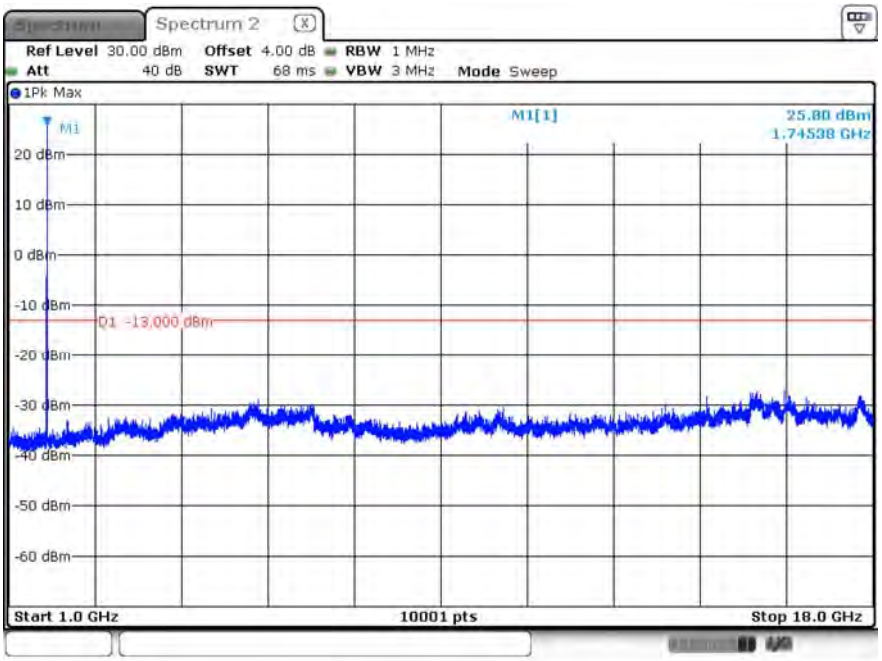

Date: 20.DEC.2019 17:29:50

B66_CH132322_20M_1RB49_16-QAM_Below 1G

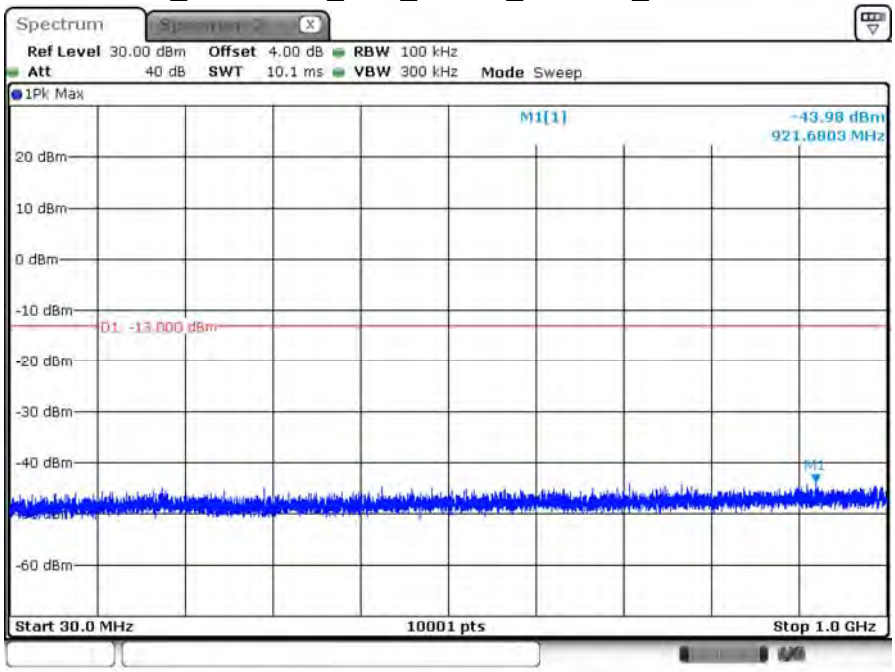

Date: 20.DEC.2019 17:30:06

B66_CH132572_20M_1RB49_QPSK_Above 1G

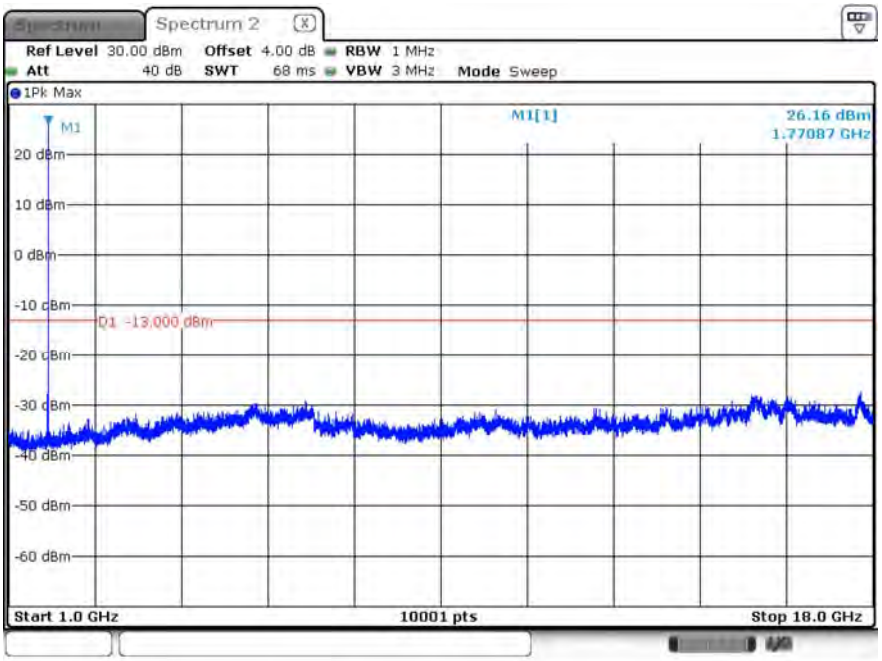

Date: 20.DEC.2019 17:31:42

B66_CH132572_20M_1RB49_QPSK_Below 1G

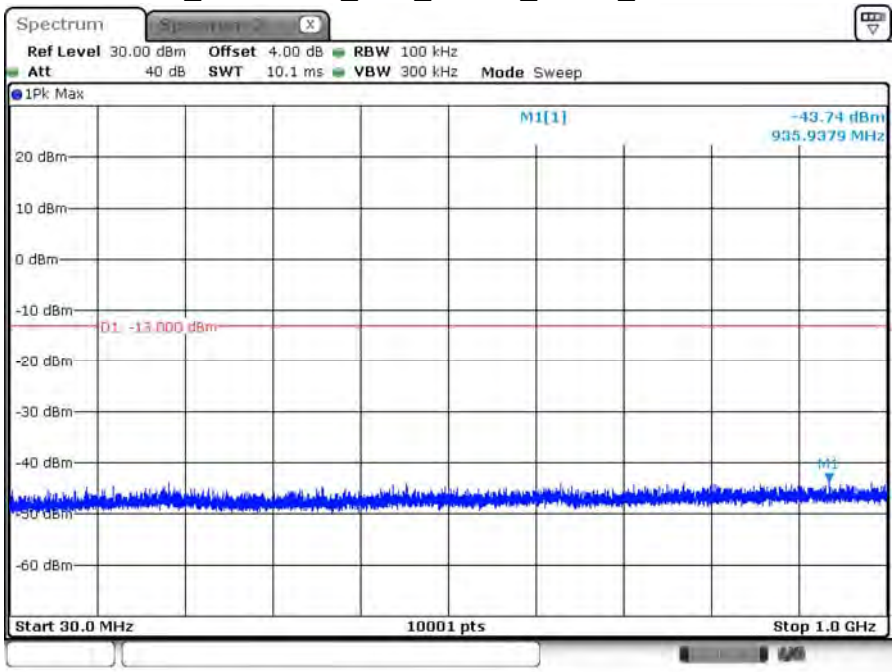

Date: 20.DEC.2019 17:32:05

B66_CH132572_20M_1RB49_16-QAM_Above 1G

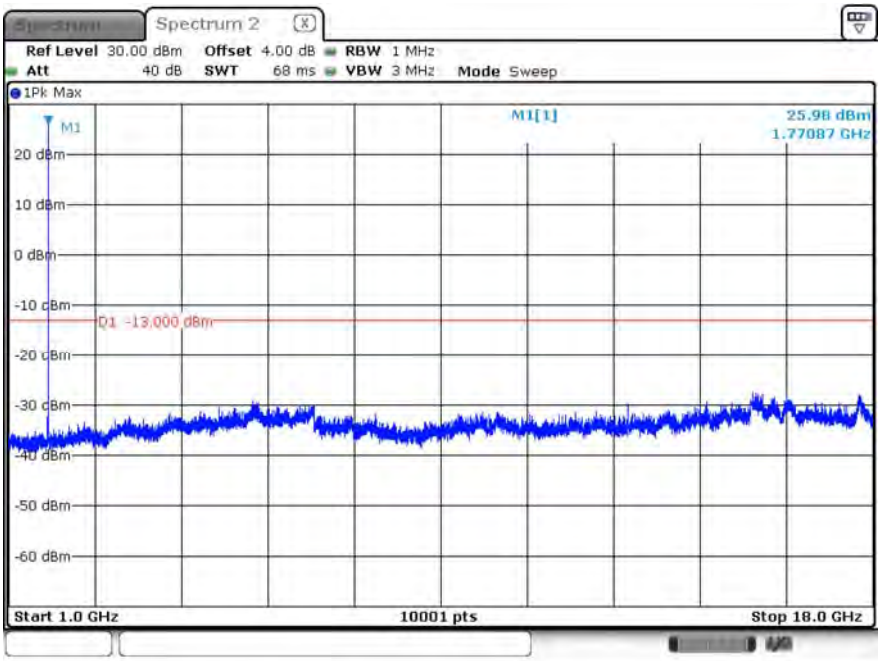

Date: 20.DEC.2019 17:31:10

B66_CH132572_20M_1RB49_16-QAM_Below 1G

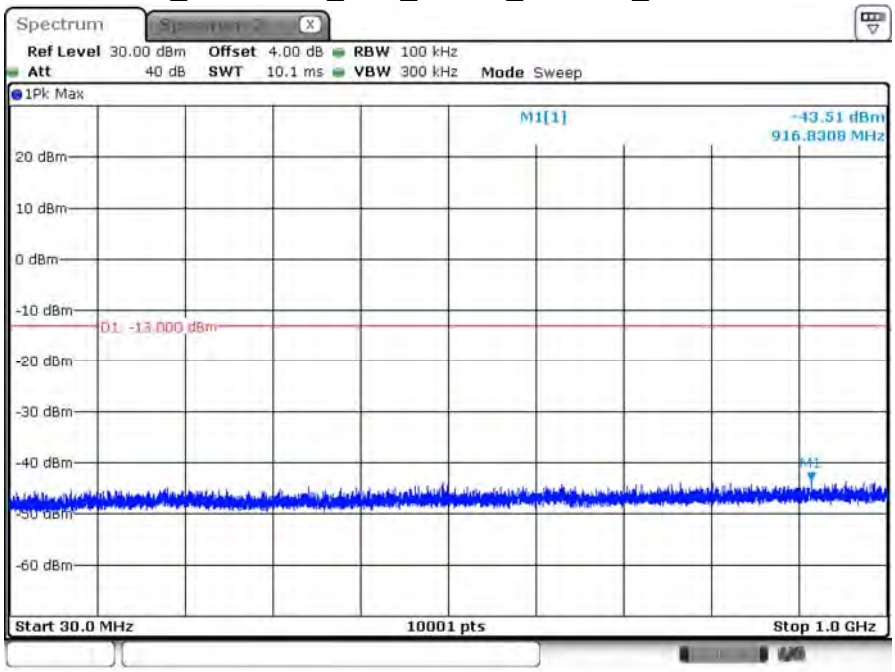

Date: 20.DEC.2019 17:30:45

Product	Module		
Test Item	Conducted Spurious Emissions		
Test Mode	Mode 9: LTE Band 71		
Date of Test	2019/12/20	Test Site	SR12-H
Temperature (°C)	22.0°C	Humidity (%RH)	59%RH

B71_CH113147_5M_1RB12_QPSK_Above 1G

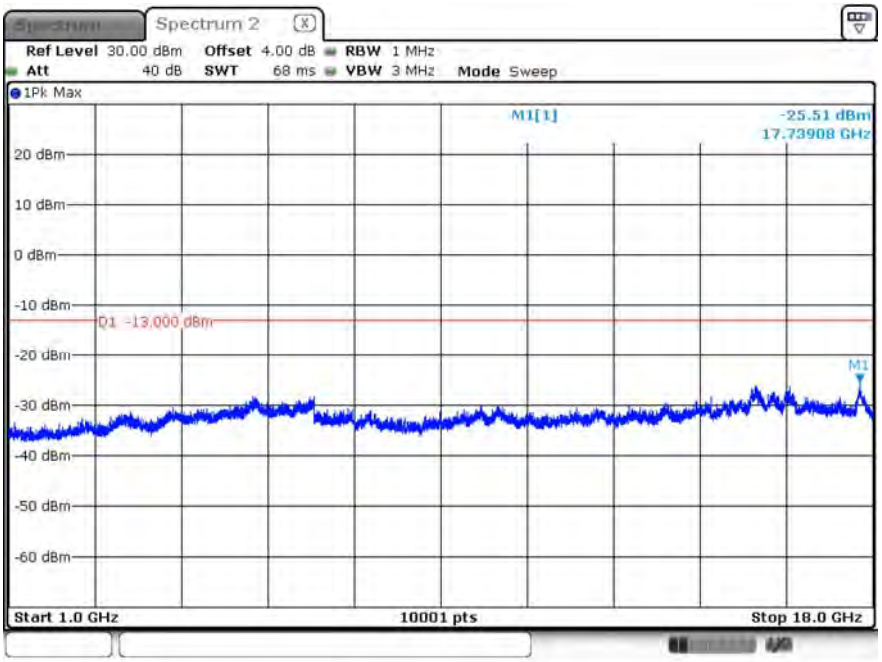

Date: 20.DEC.2019 11:57:48

B71_CH113147_5M_1RB12_QPSK_Below 1G

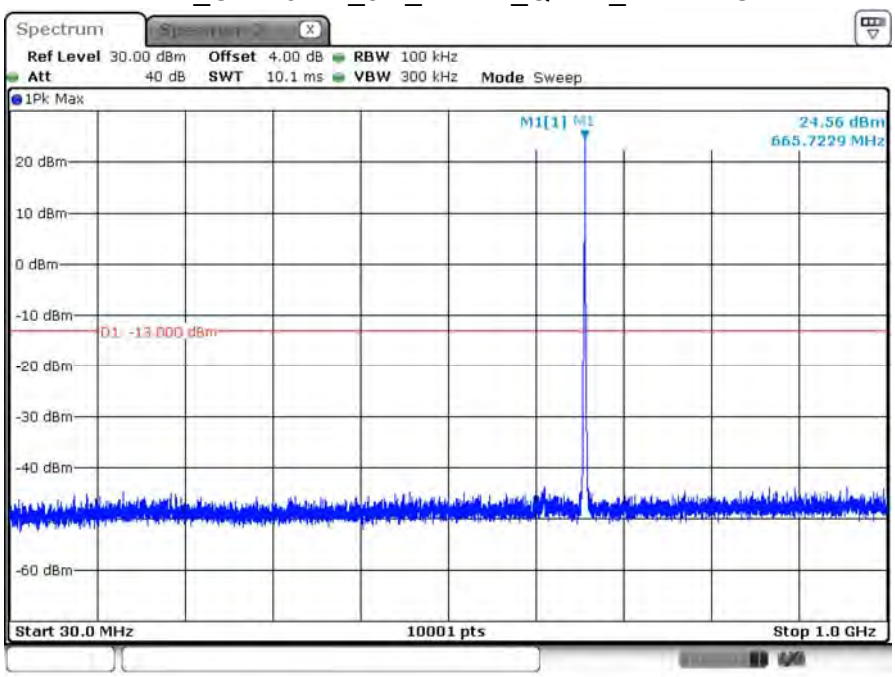

Date: 20.DEC.2019 11:55:52

B71_CH113147_5M_1RB12_16-QAM_Above 1G

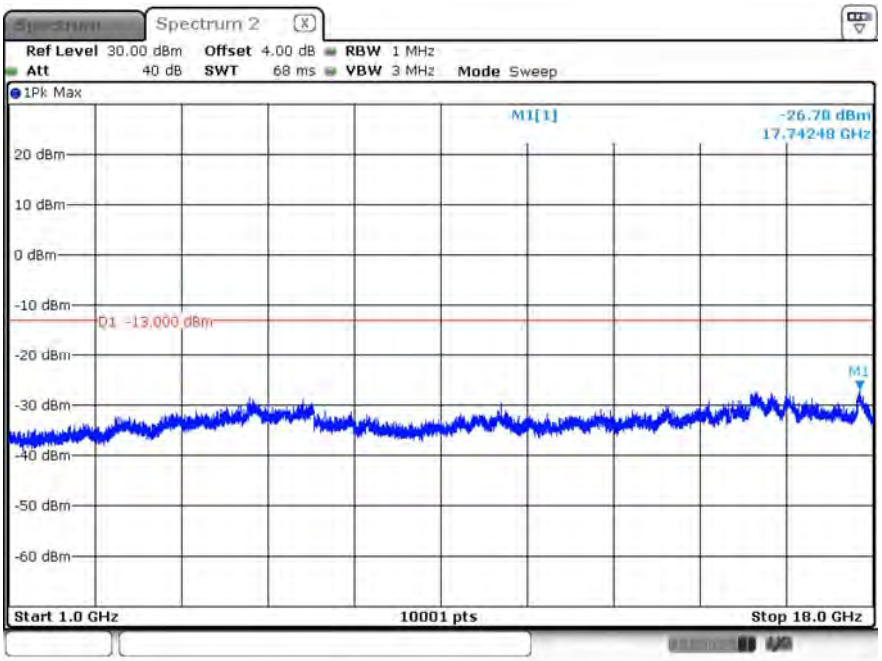

Date: 20.DEC.2019 12:05:13

B71_CH113147_5M_1RB12_16-QAM_Below 1G

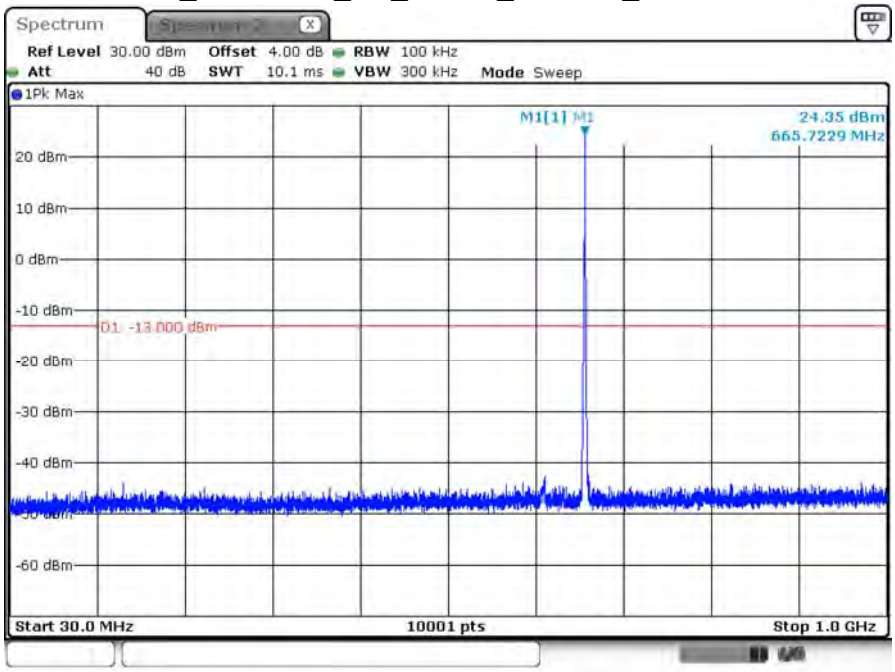

Date: 20.DEC.2019 12:05:43

B71_CH133297_5M_1RB12_QPSK_Above 1G

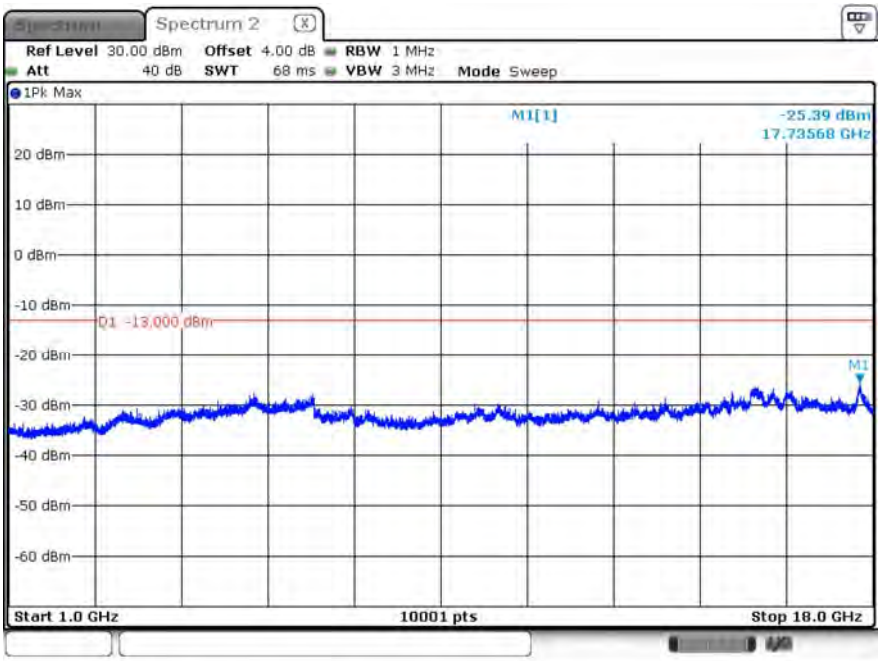

Date: 20.DEC.2019 13:35:37

B71_CH133297_5M_1RB12_QPSK_Below 1G

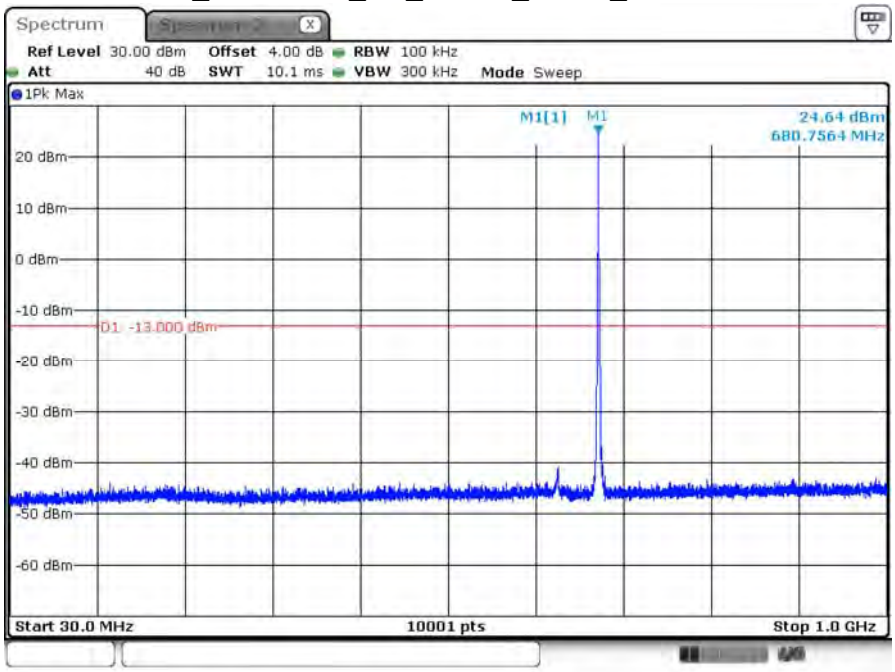

Date: 20.DEC.2019 13:38:07

B71_CH133297_5M_1RB12_16-QAM_Above 1G

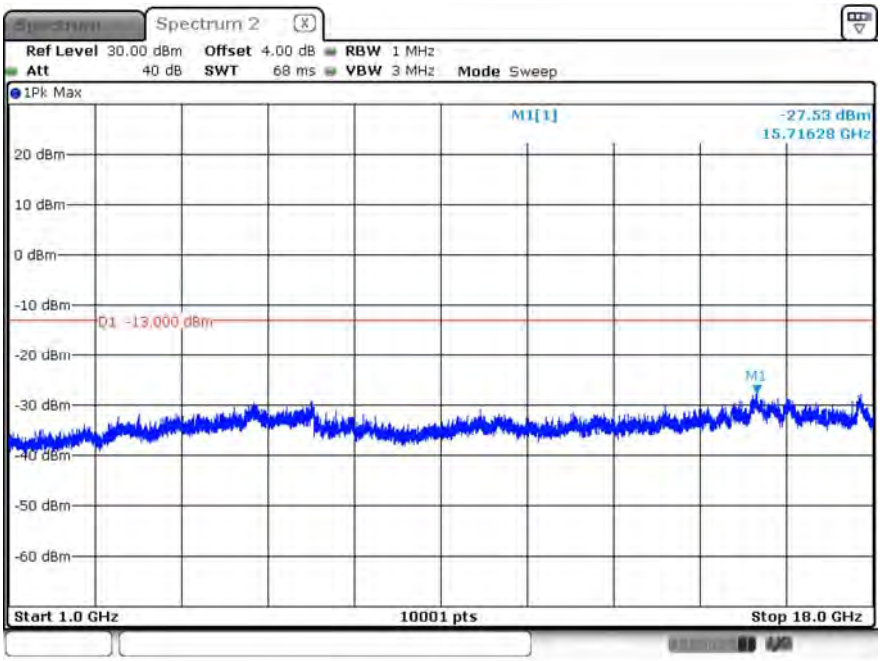

Date: 20.DEC.2019 13:27:18

B71_CH133297_5M_1RB12_16-QAM_Below 1G

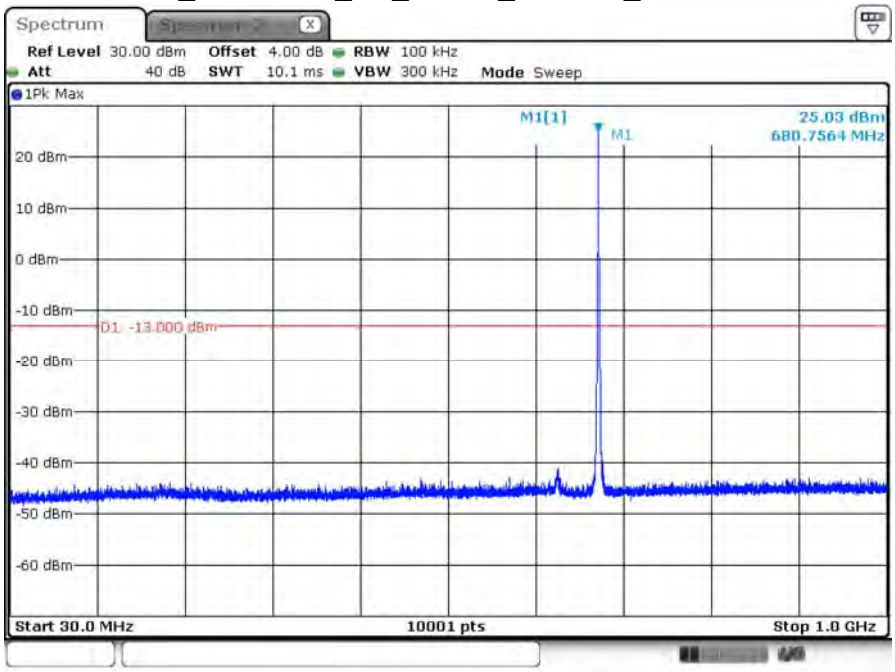

Date: 20.DEC.2019 13:26:56

B71_CH133447_5M_1RB12_QPSK_Above 1G

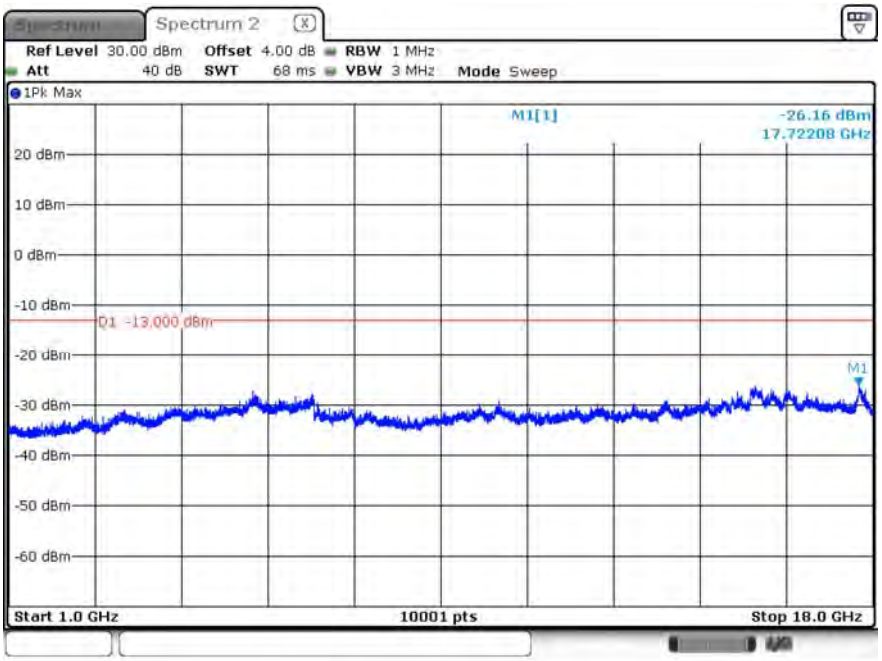

Date: 20.DEC.2019 14:15:49

B71_CH133447_5M_1RB12_QPSK_Below 1G

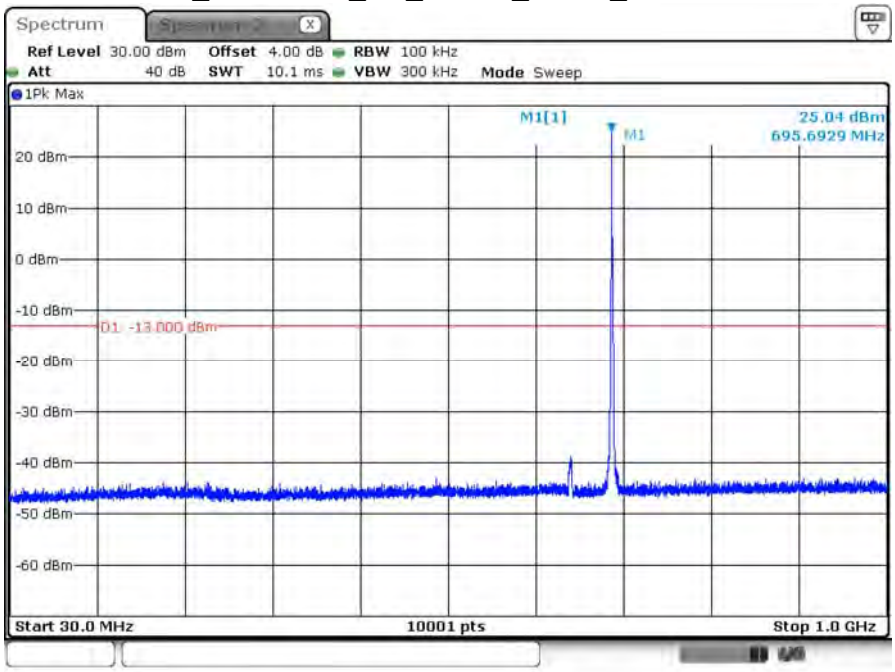

Date: 20.DEC.2019 14:06:40

B71_CH133447_5M_1RB12_16-QAM_Above 1G

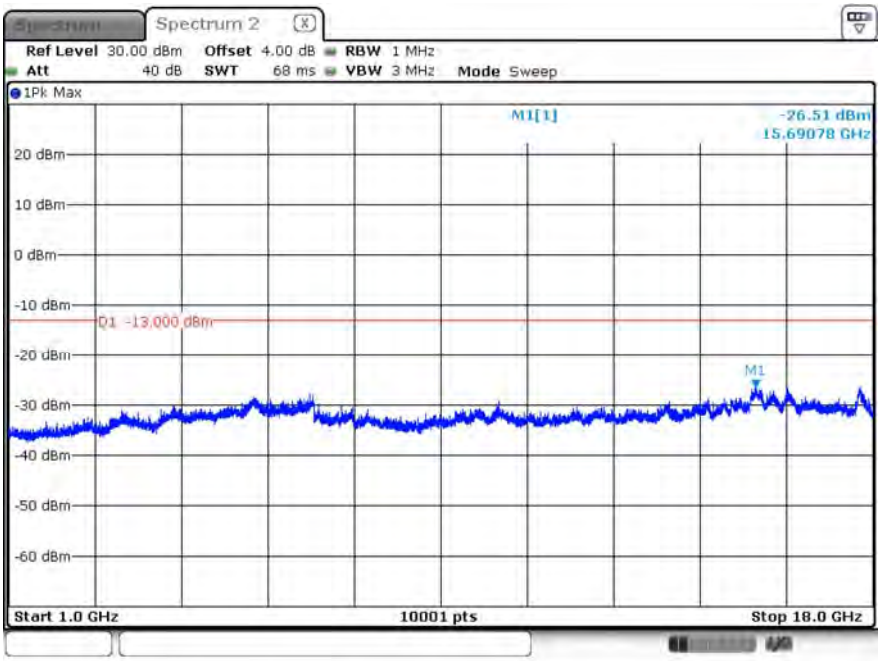

Date: 20.DEC.2019 14:19:17

B71_CH133447_5M_1RB12_16-QAM_Below 1G

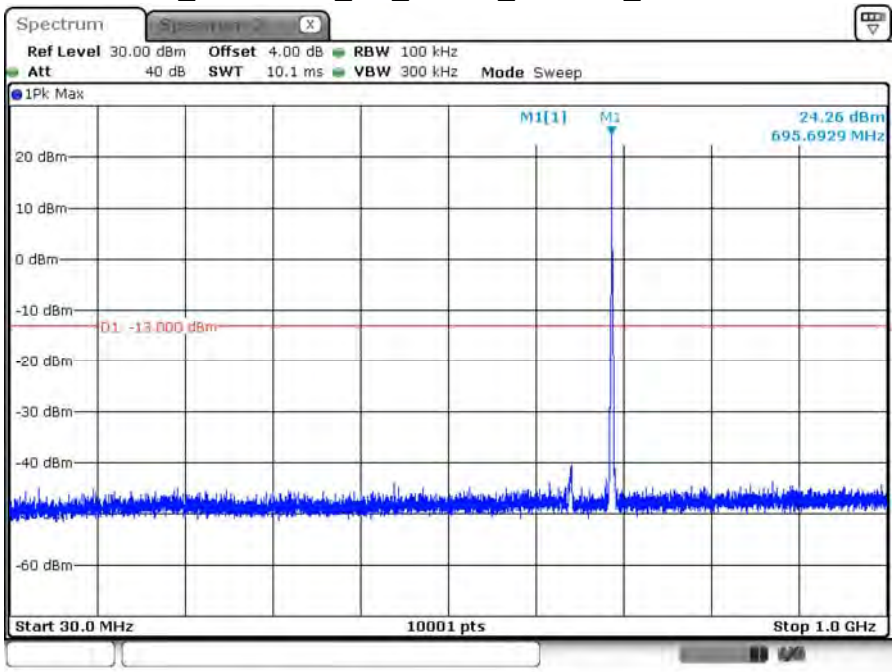

Date: 20.DEC.2019 14:19:46

B71_CH133172_10M_1RB24_QPSK_Above 1G

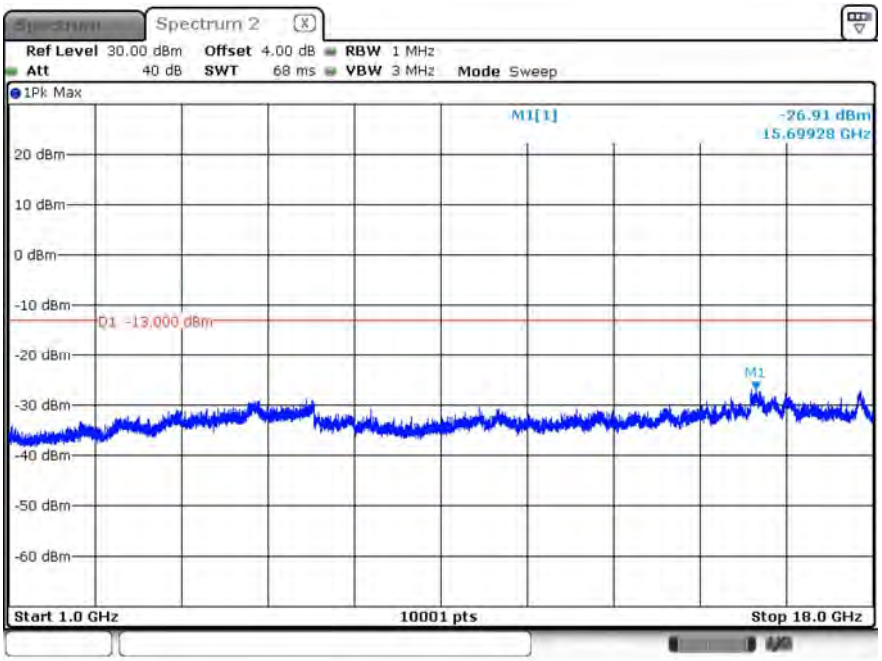

Date: 20.DEC.2019 14:22:49

B71_CH133172_10M_1RB24_QPSK_Below 1G

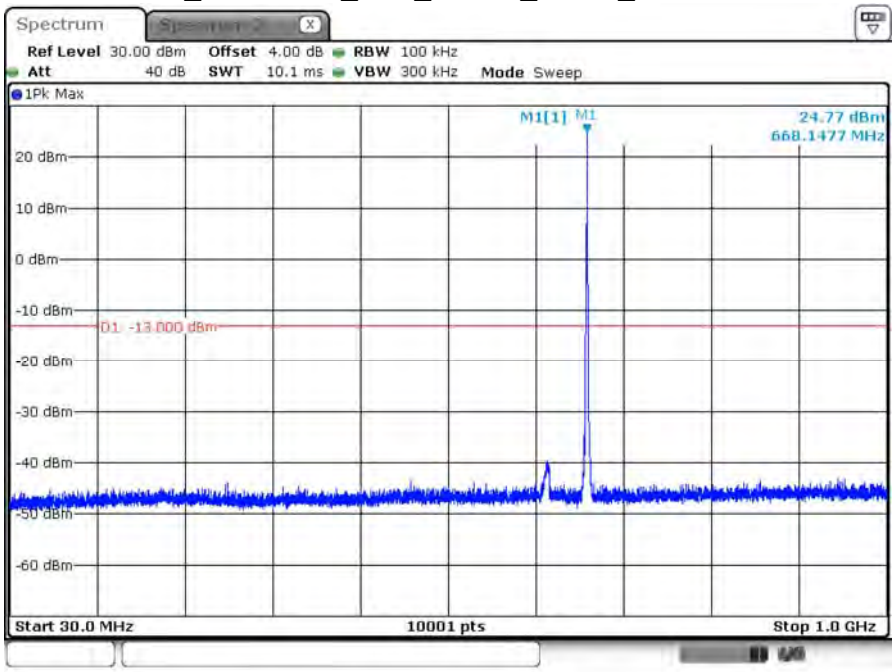

Date: 20.DEC.2019 14:21:05

B71_CH133172_10M_1RB24_16-QAM_Above 1G

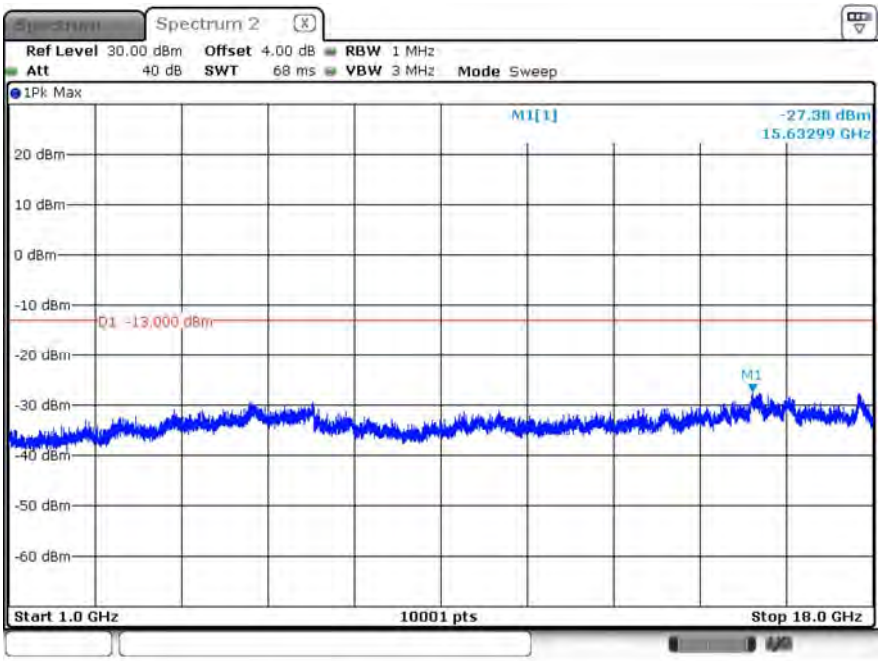

Date: 20.DEC.2019 14:26:28

B71_CH133172_10M_1RB24_16-QAM_Below 1G

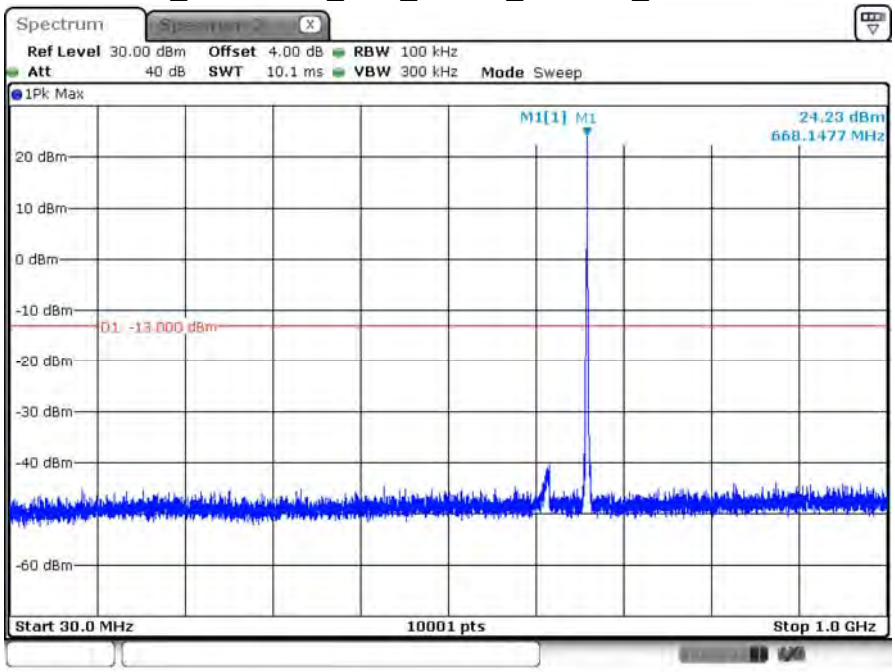

Date: 20.DEC.2019 14:27:29

B71_CH133297_10M_1RB24_QPSK_Above 1G

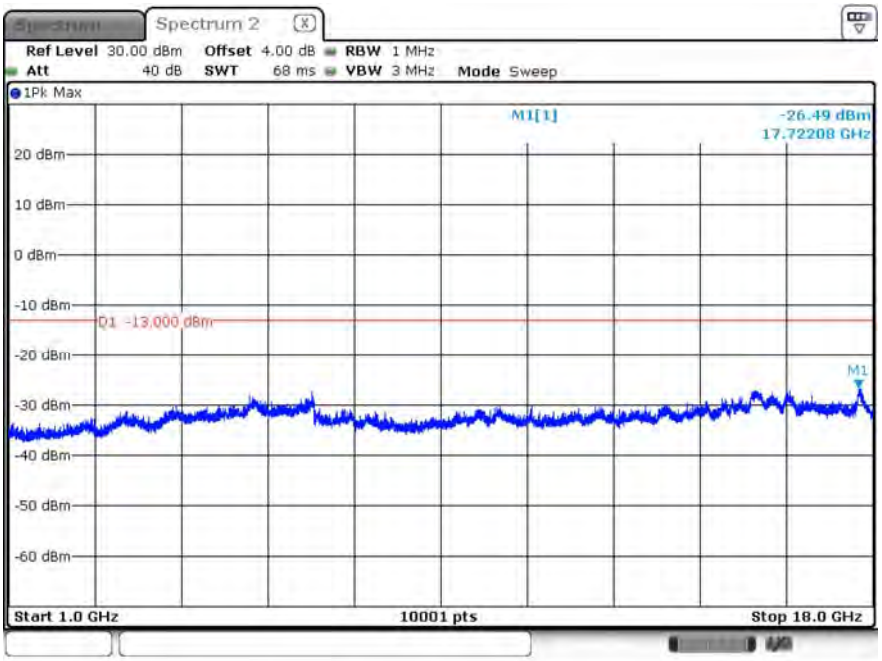

Date: 20.DEC.2019 14:42:53

B71_CH133297_10M_1RB24_QPSK_Below 1G

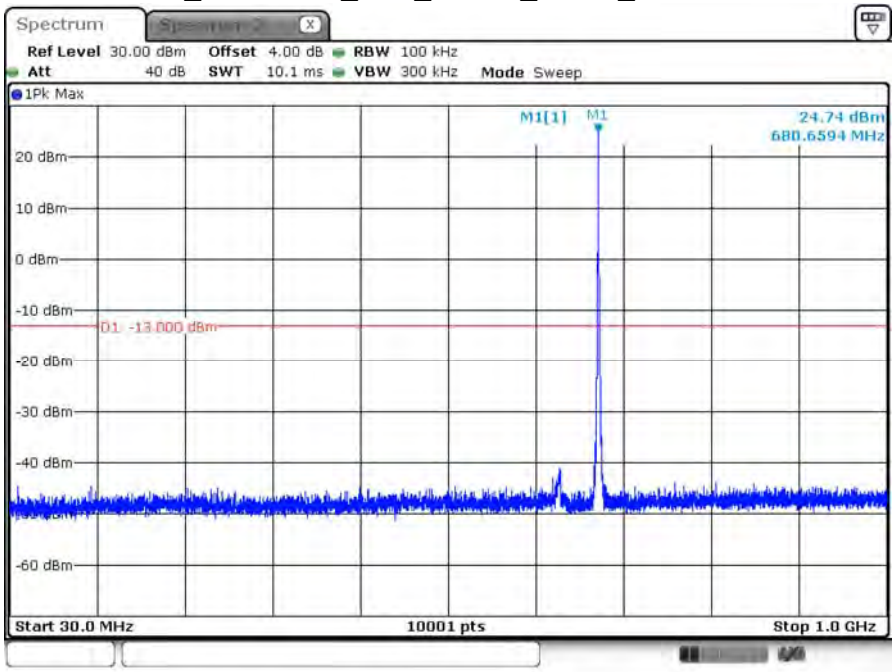

Date: 20.DEC.2019 14:43:42

B71_CH133297_10M_1RB24_16-QAM_Above 1G

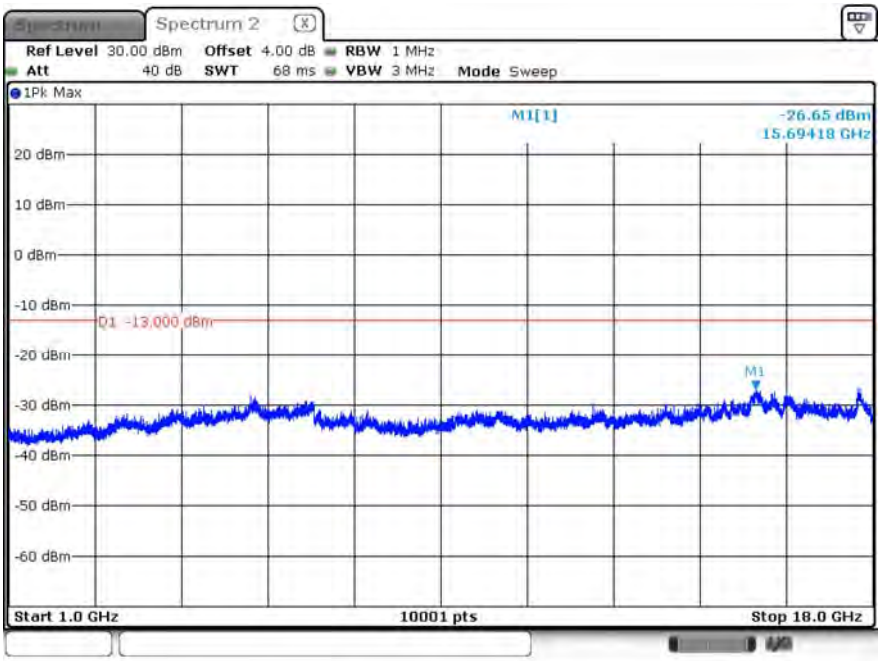

Date: 20.DEC.2019 14:40:10

B71_CH133297_10M_1RB24_16-QAM_Below 1G

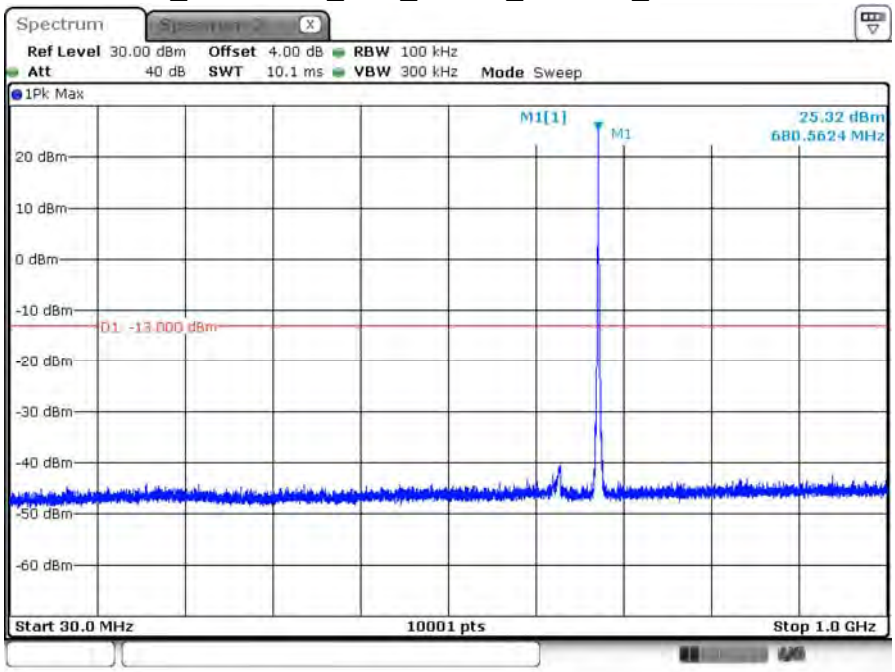

Date: 20.DEC.2019 14:36:33

B71_CH133422_10M_1RB24_QPSK_Above 1G

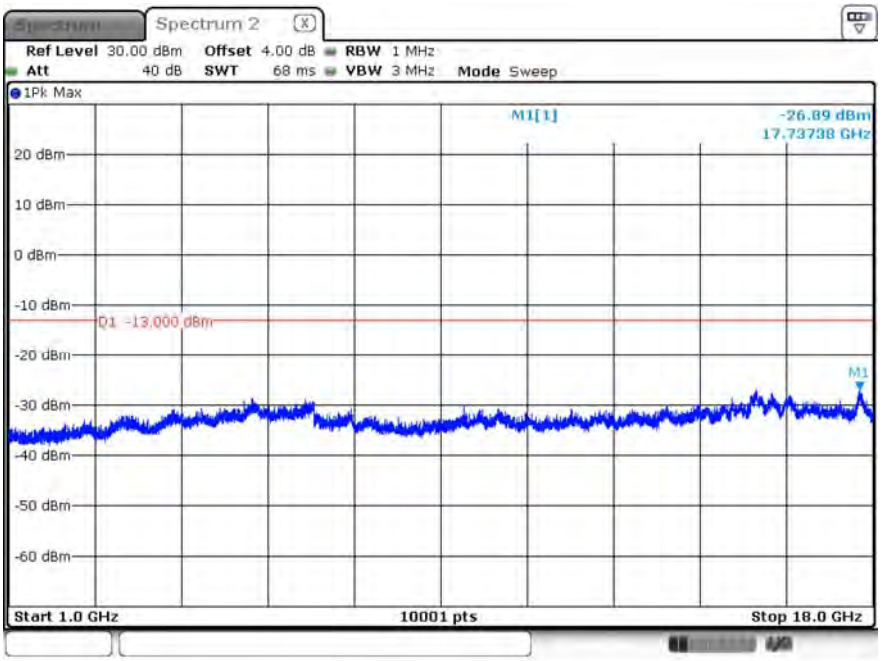

Date: 20.DEC.2019 14:48:40

B71_CH133422_10M_1RB24_QPSK_Below 1G

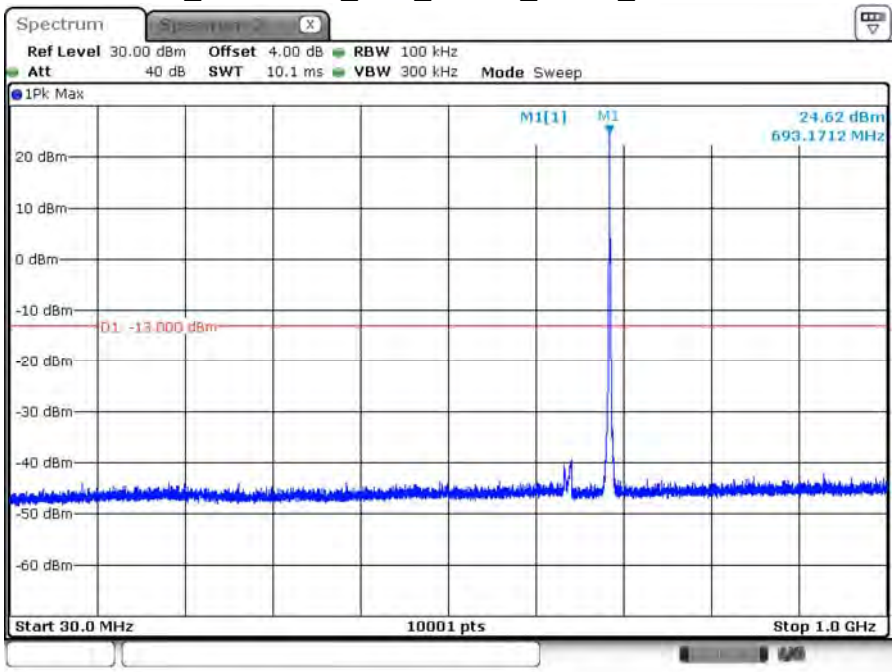

Date: 20.DEC.2019 14:47:16

B71_CH133422_10M_1RB24_16-QAM_Above 1G

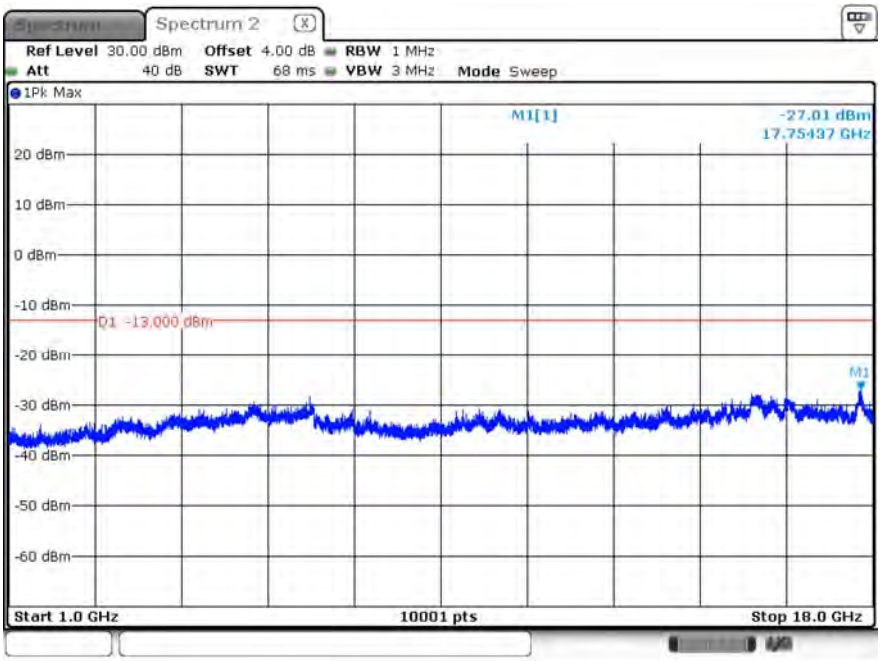

Date: 20.DEC.2019 14:49:22

B71_CH133422_10M_1RB24_16-QAM_Below 1G

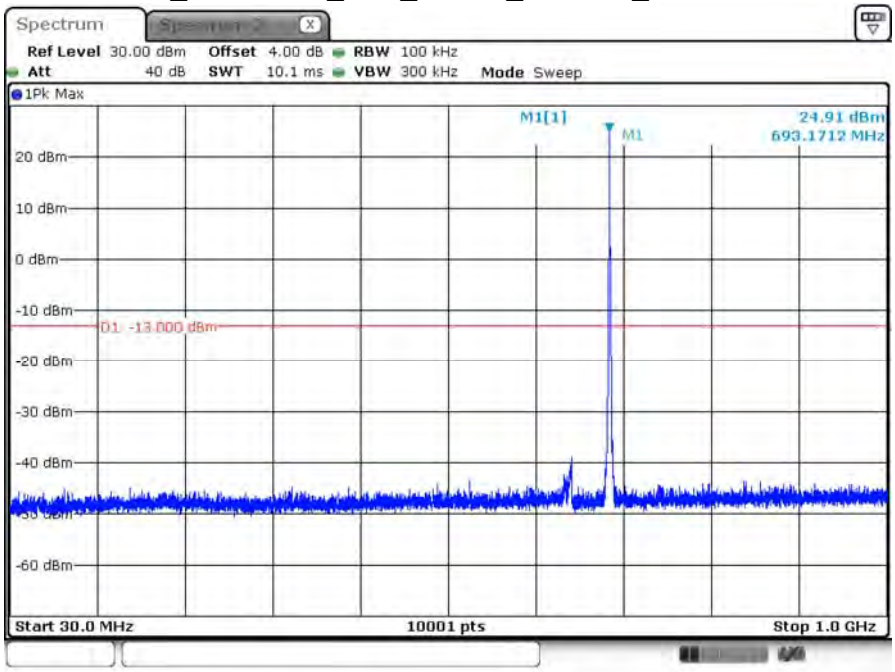

Date: 20.DEC.2019 14:49:50

B71_CH133197_15M_1RB37_QPSK_Above 1G

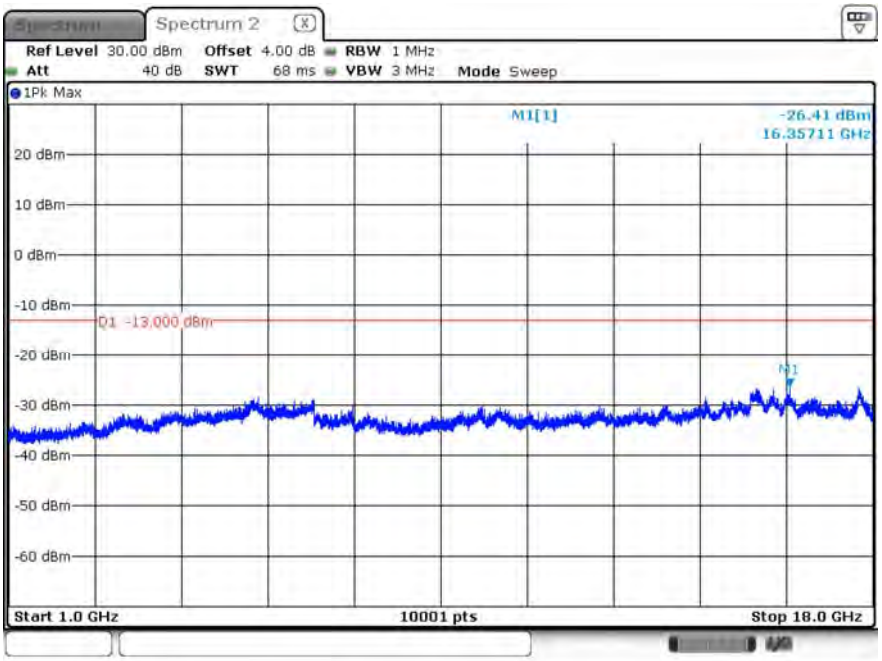

Date: 20.DEC.2019 14:55:01

B71_CH133197_15M_1RB37_QPSK_Below 1G

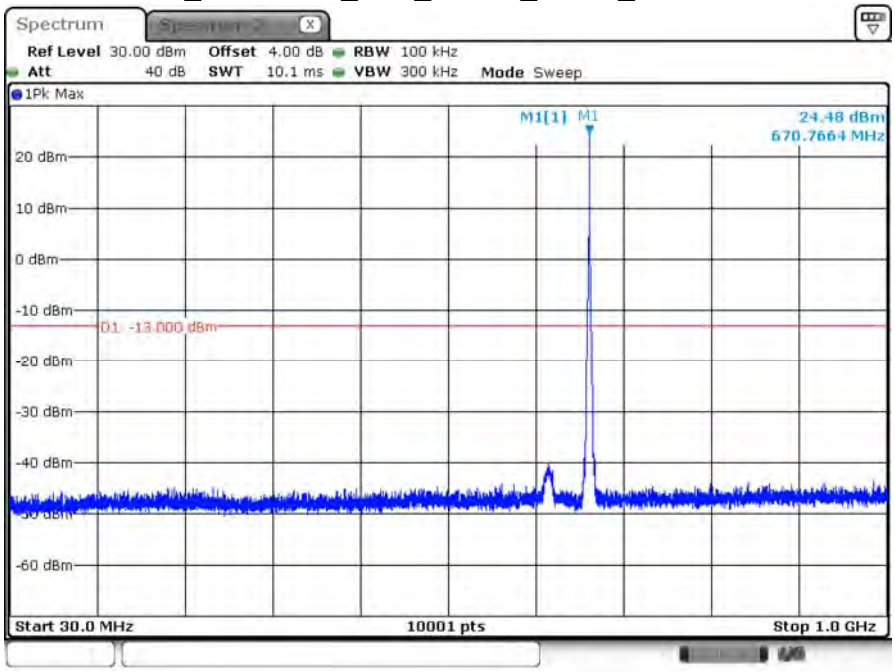

Date: 20.DEC.2019 14:55:43

B71_CH133197_15M_1RB37_16-QAM_Above 1G

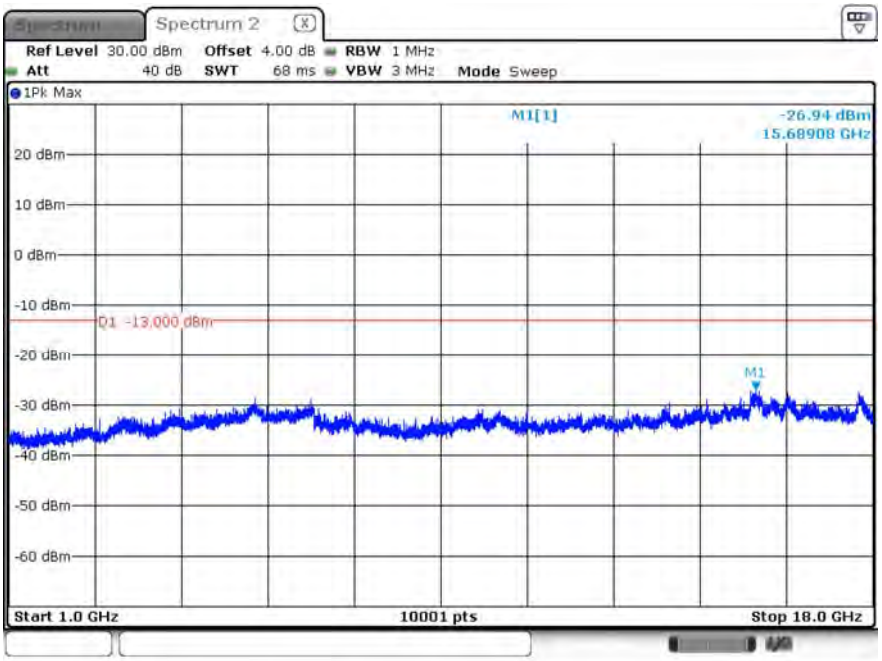

Date: 20.DEC.2019 14:53:14

B71_CH133197_15M_1RB37_16-QAM_Below 1G

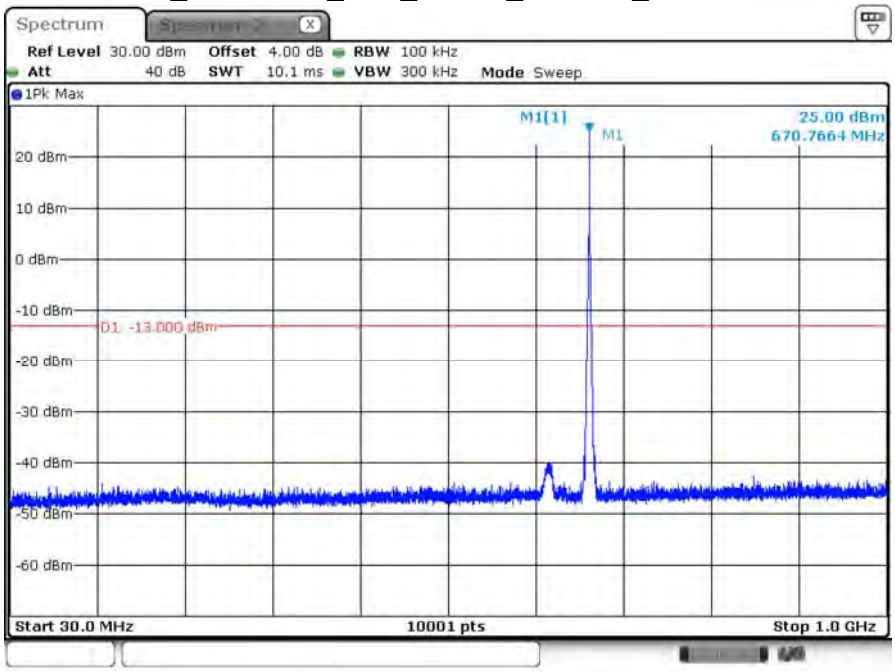

Date: 20.DEC.2019 14:52:03

B71_CH133297_15M_1RB37_QPSK_Above 1G

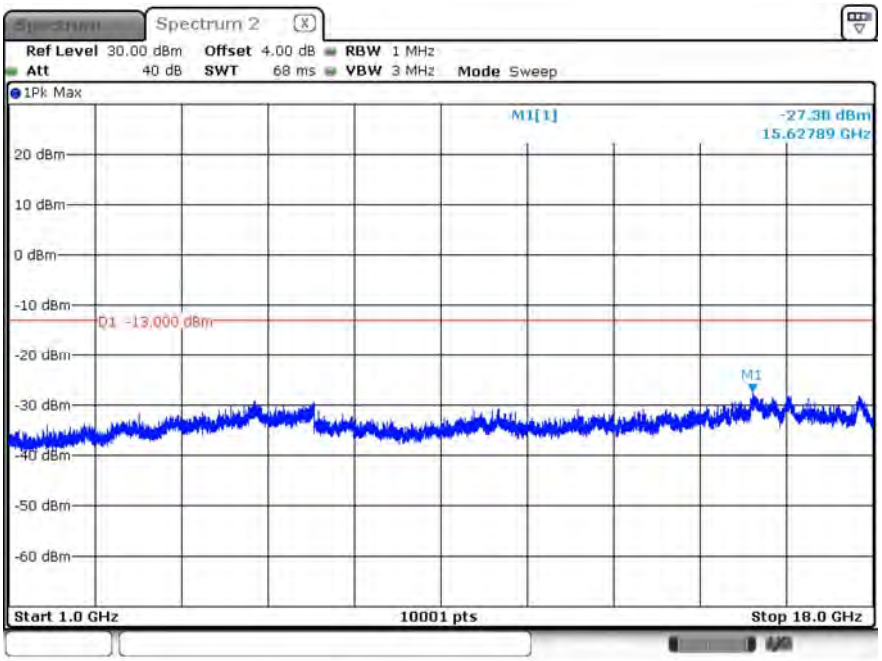

Date: 20.DEC.2019 15:00:38

B71_CH133297_15M_1RB37_QPSK_Below 1G

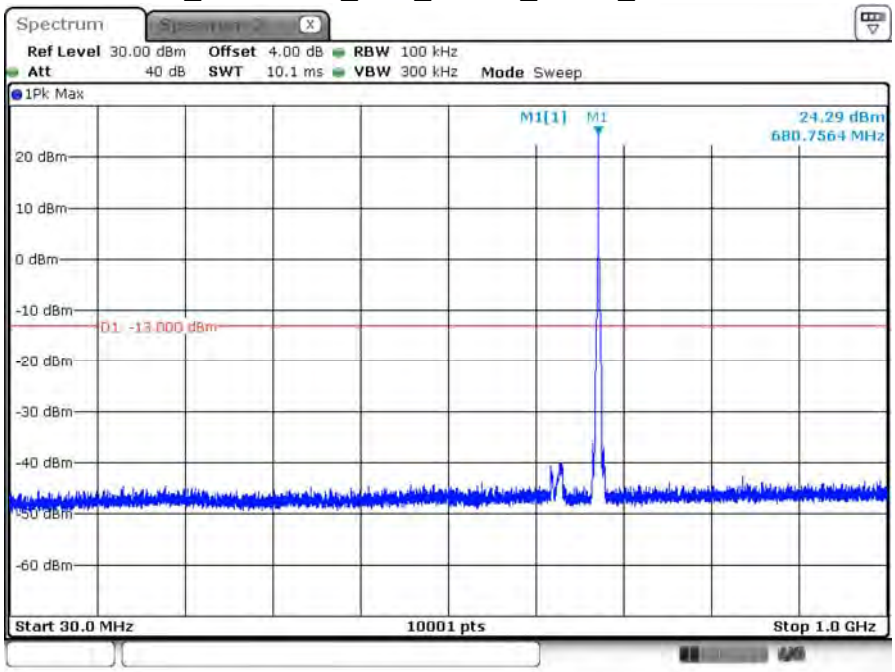

Date: 20.DEC.2019 14:58:51

B71_CH133297_15M_1RB37_16-QAM_Above 1G

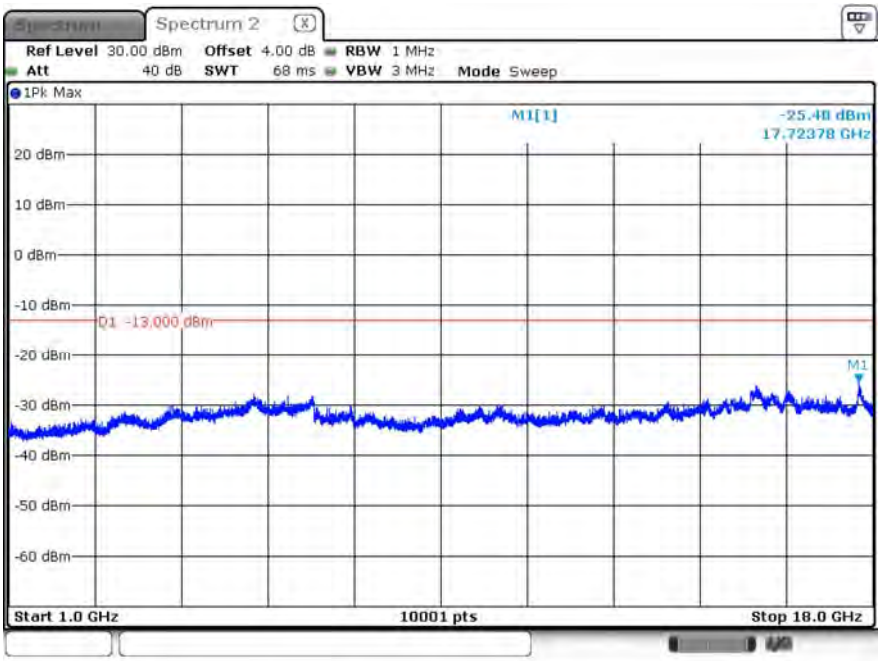

Date: 20.DEC.2019 15:05:15

B71_CH133297_15M_1RB37_16-QAM_Below 1G

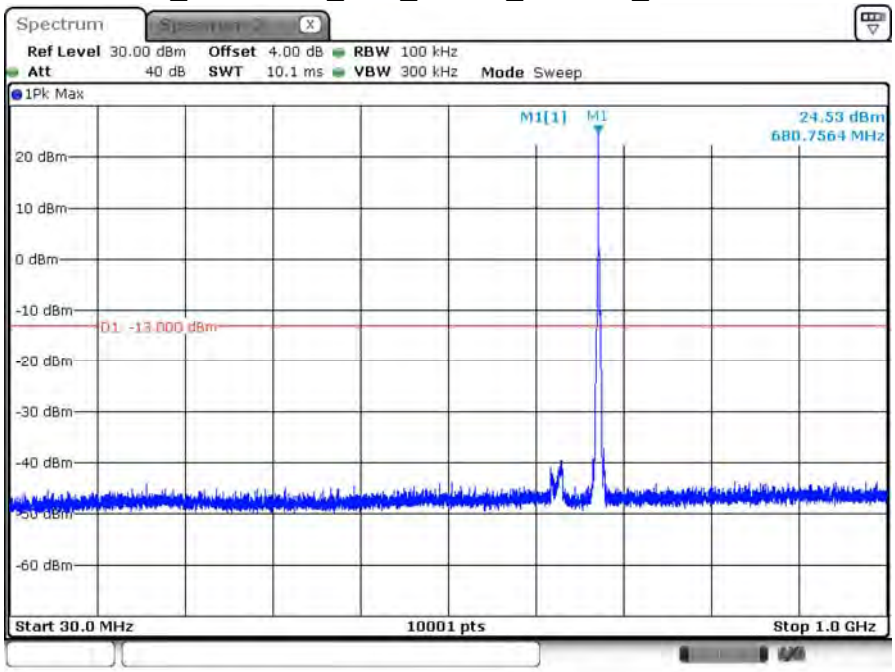

Date: 20.DEC.2019 15:05:47

B71_CH133397_15M_1RB37_QPSK_Above 1G

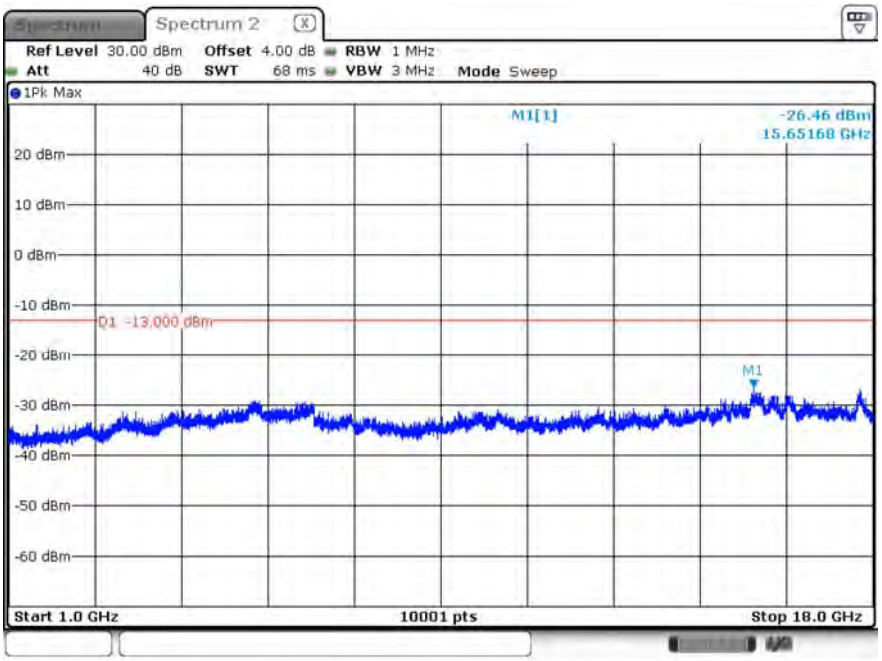

Date: 20.DEC.2019 15:08:04

B71_CH133397_15M_1RB37_QPSK_Below 1G

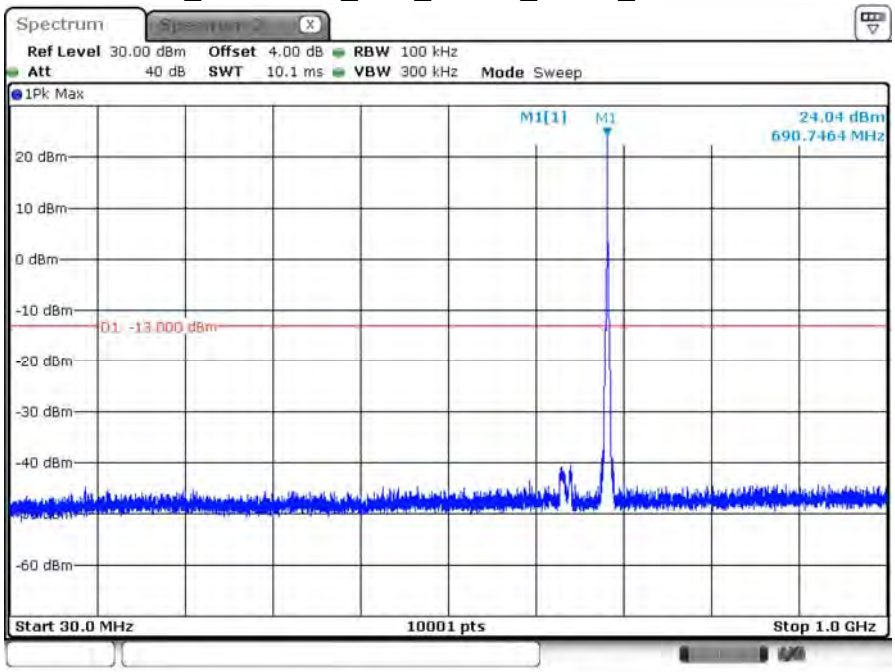

Date: 20.DEC.2019 15:08:19

B71_CH133397_15M_1RB37_16-QAM_Above 1G

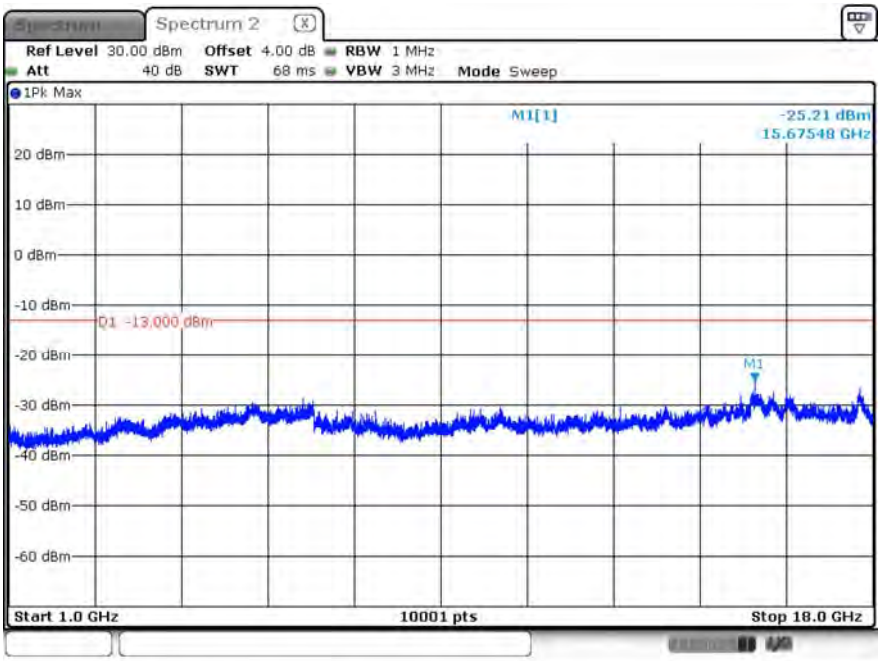

Date: 20.DEC.2019 15:06:51

B71_CH133397_15M_1RB37_16-QAM_Below 1G

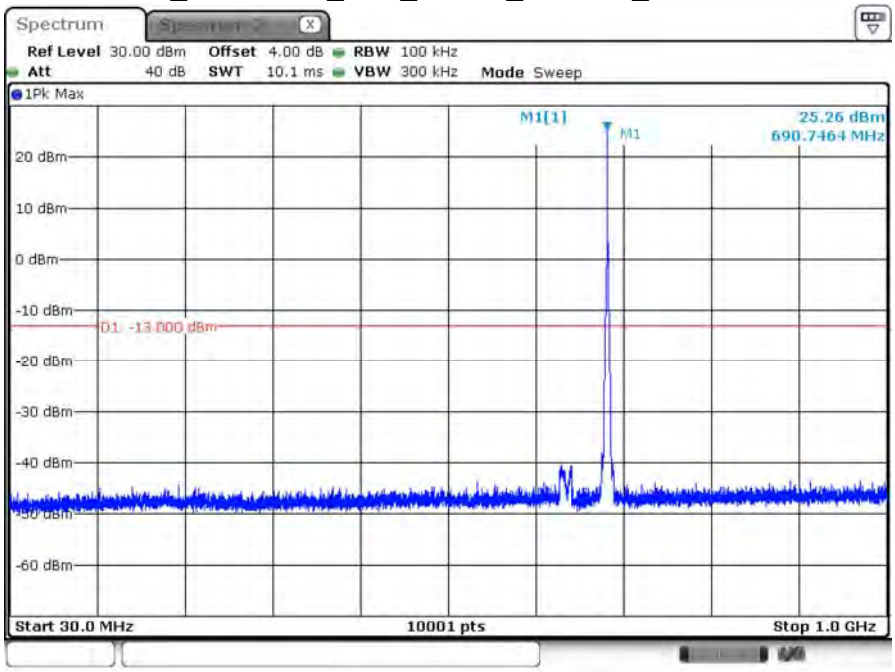

Date: 20.DEC.2019 15:06:20

B71_CH133222_20M_1RB49_QPSK_Above 1G

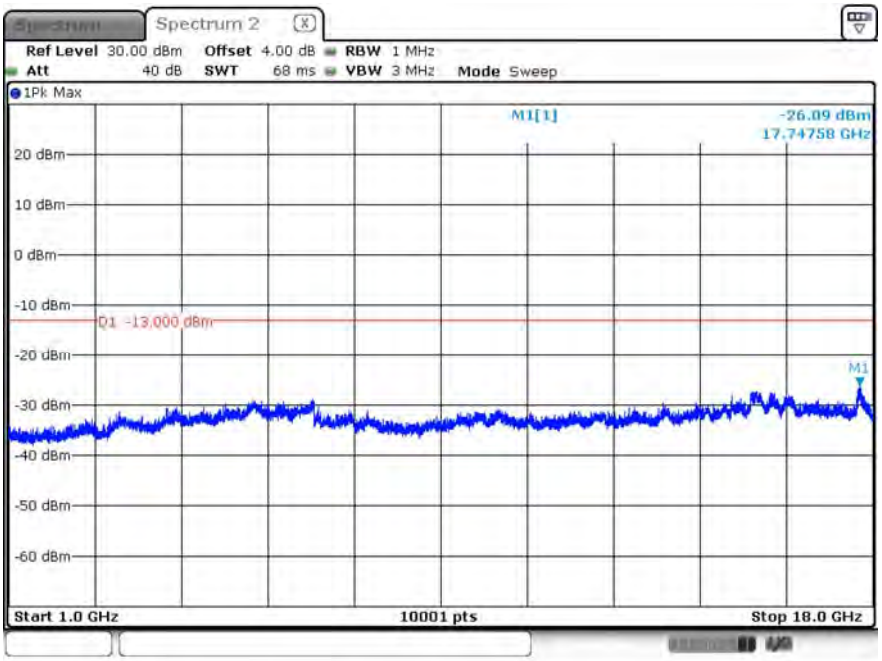

Date: 20.DEC.2019 15:14:48

B71_CH133222_20M_1RB49_QPSK_Below 1G

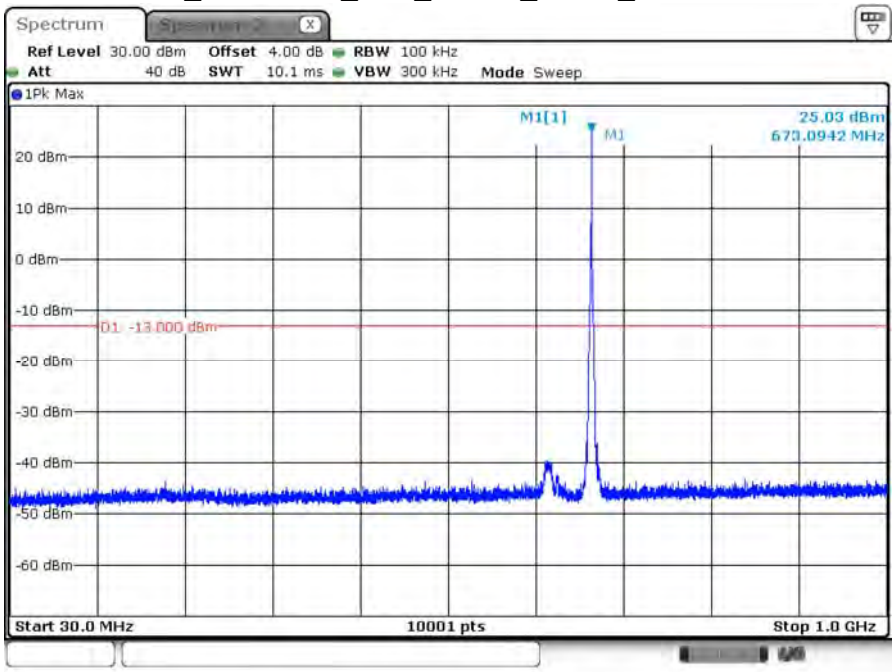

Date: 20.DEC.2019 15:12:59

B71_CH133222_20M_1RB49_16-QAM_Above 1G

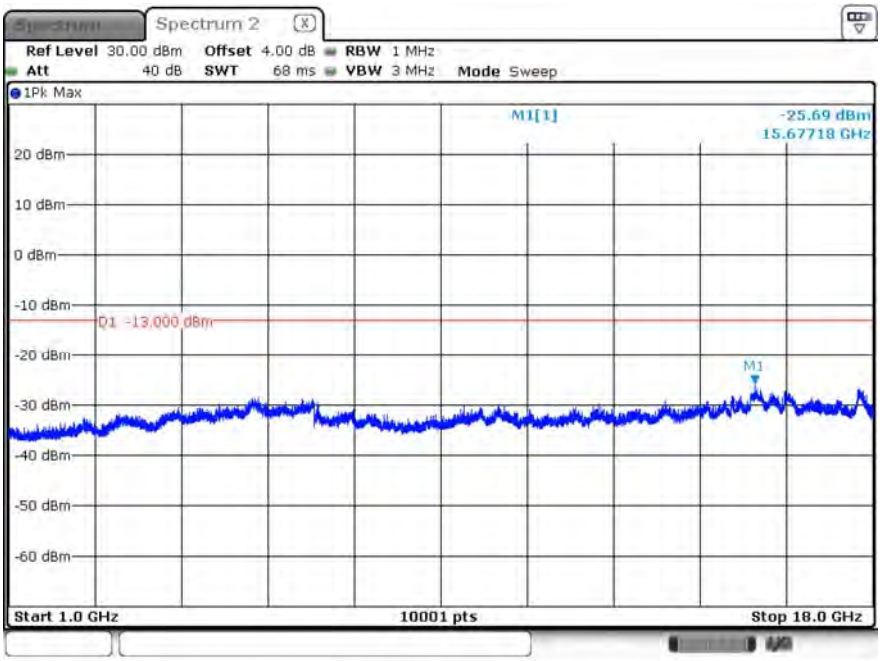

Date: 20.DEC.2019 15:17:20

B71_CH133222_20M_1RB49_16-QAM_Below 1G

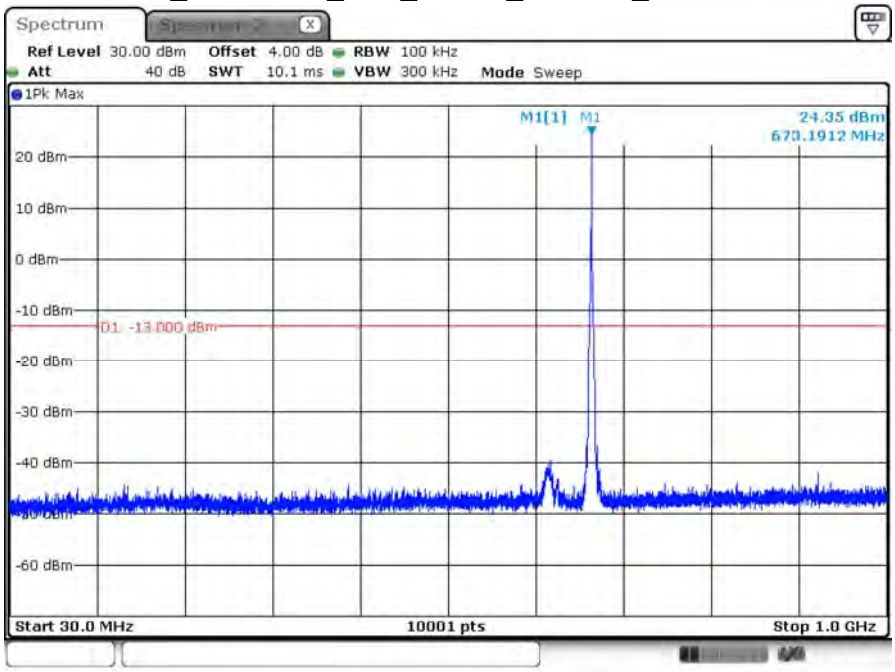

Date: 20.DEC.2019 15:17:47

B71_CH133297_20M_1RB49_QPSK_Above 1G

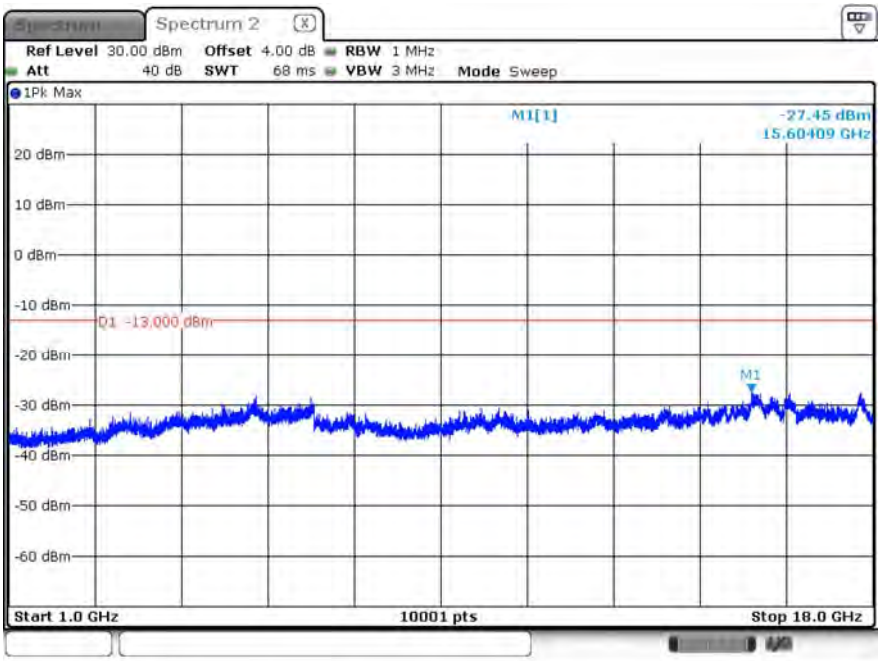

Date: 20.DEC.2019 15:40:40

B71_CH133297_20M_1RB49_QPSK_Below 1G

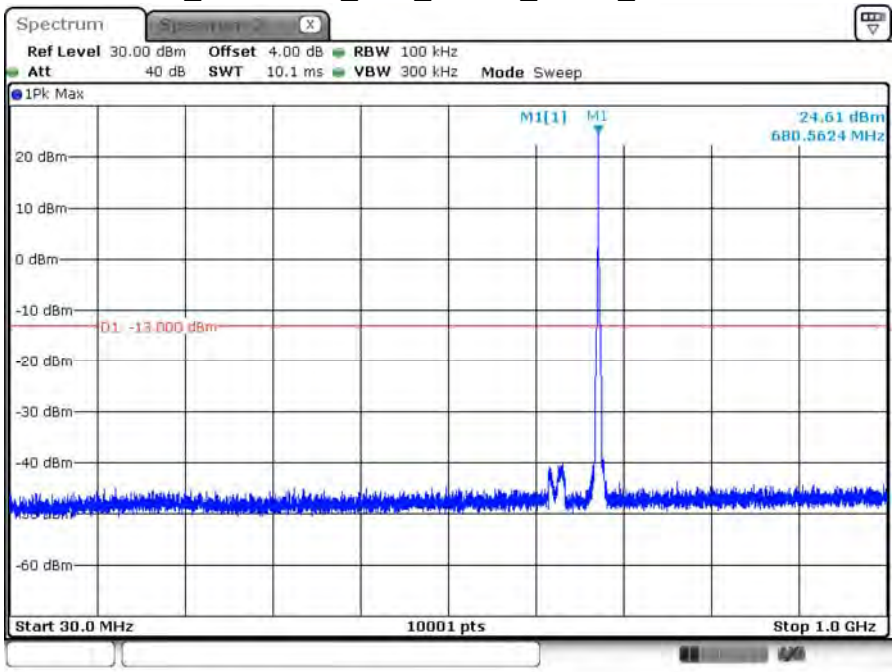

Date: 20.DEC.2019 15:41:00

B71_CH133297_20M_1RB49_16-QAM_Above 1G

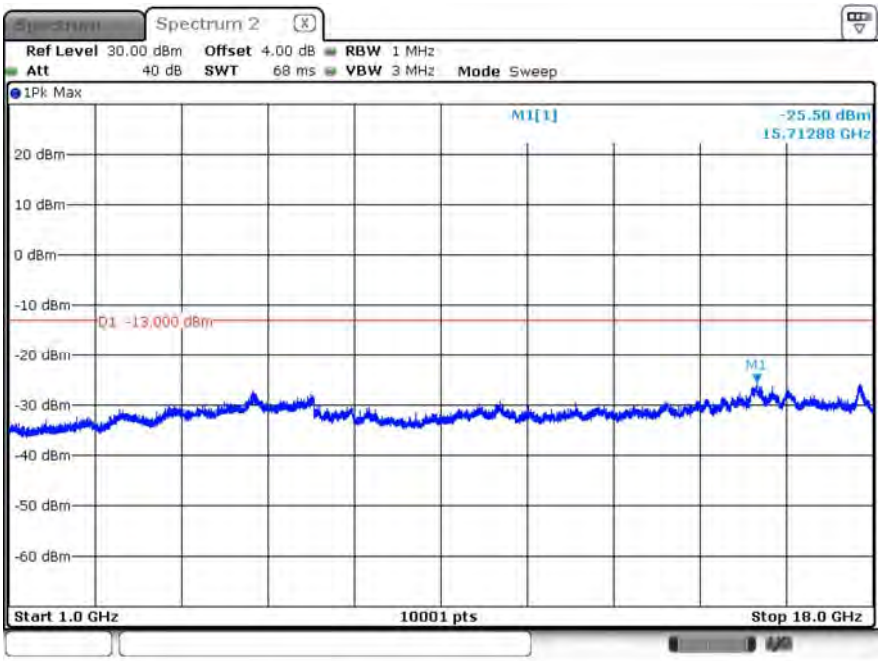

Date: 20.DEC.2019 15:38:00

B71_CH133297_20M_1RB49_16-QAM_Below 1G

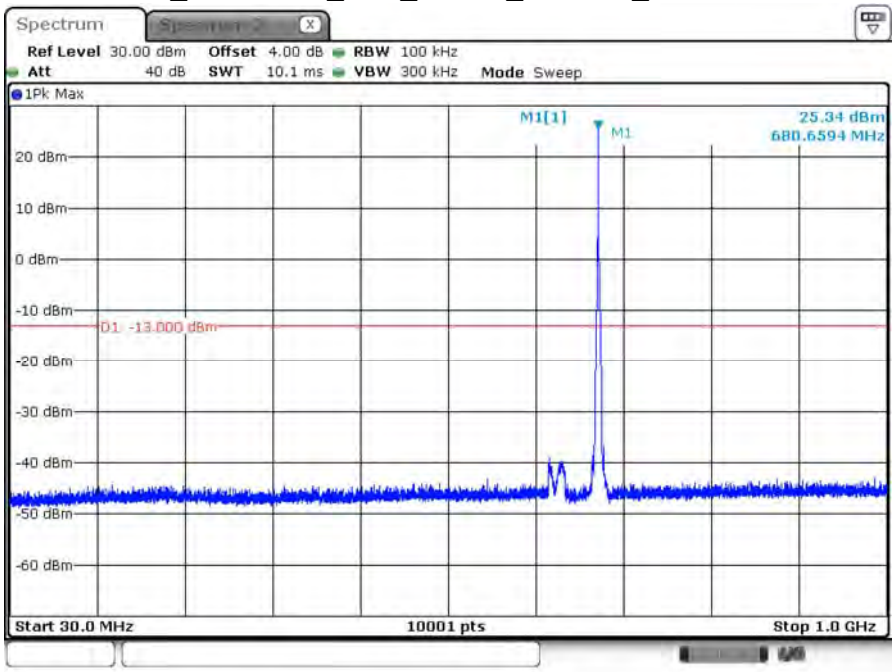

Date: 20.DEC.2019 15:21:12

B71_CH133372_20M_1RB49_QPSK_Above 1G

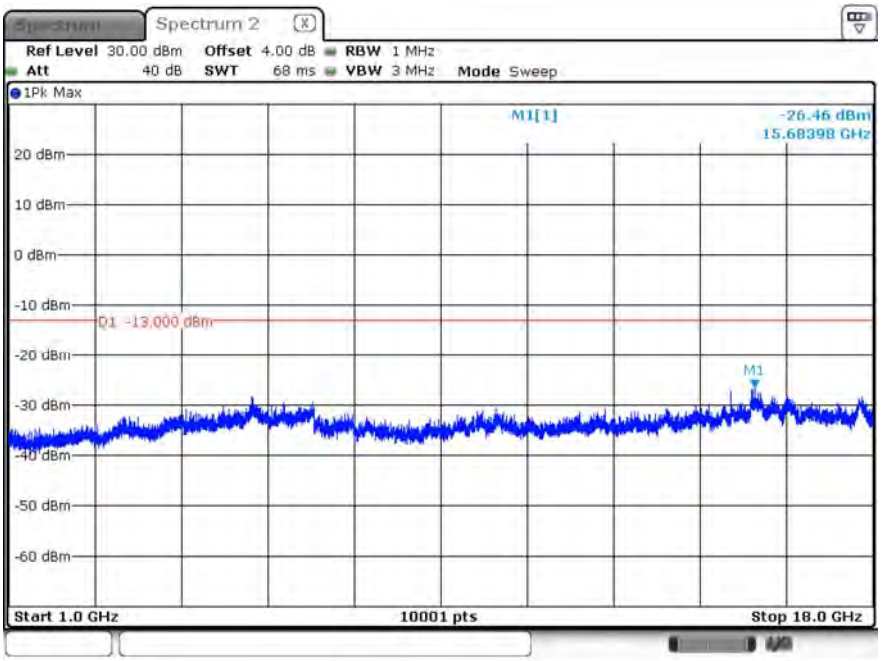

Date: 20.DEC.2019 15:42:05

B71_CH133372_20M_1RB49_QPSK_Below 1G

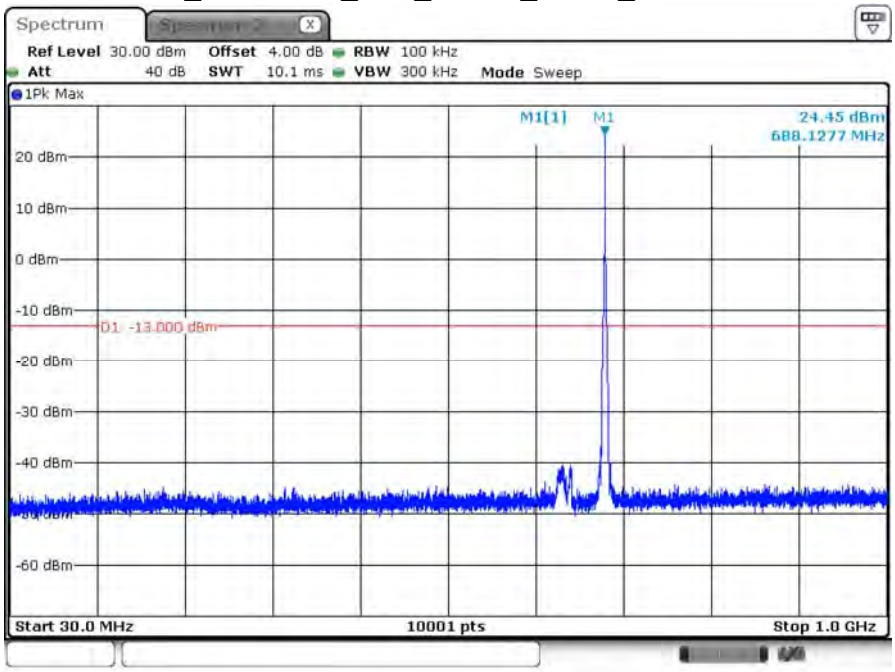

Date: 20.DEC.2019 15:41:34

B71_CH133372_20M_1RB49_16-QAM_Above 1G

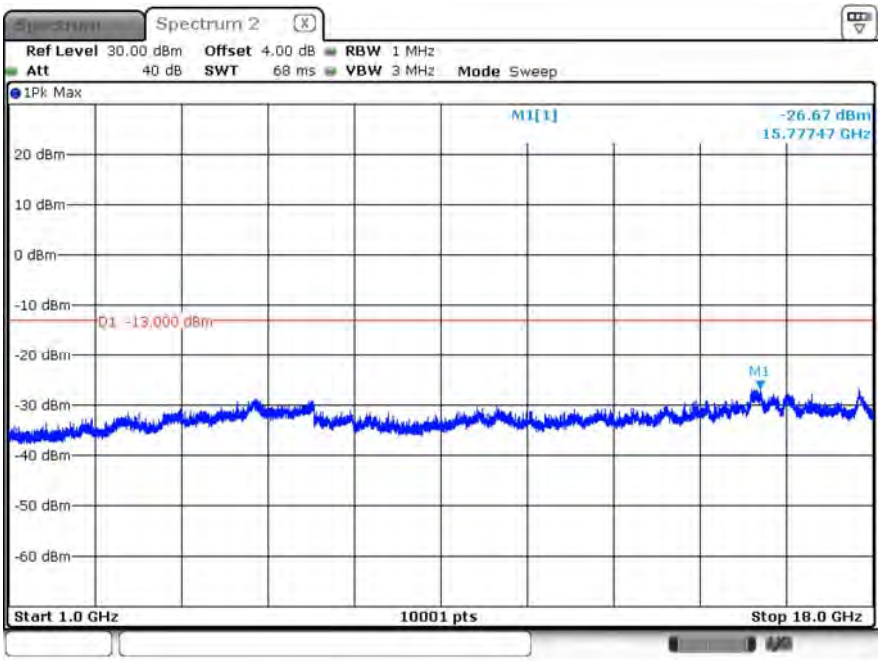

Date: 20.DEC.2019 15:43:29

B71_CH133372_20M_1RB49_16-QAM_Below 1G

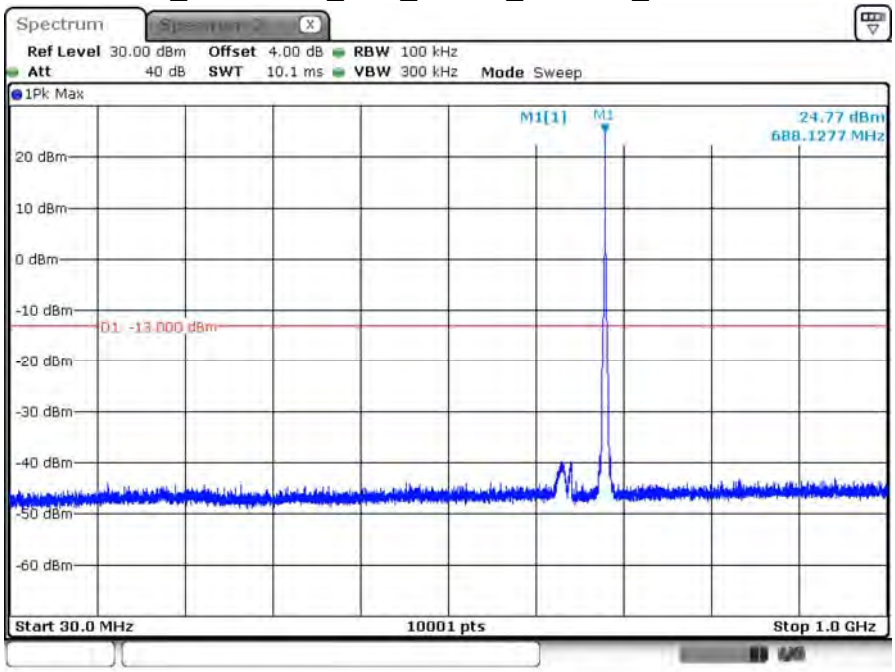

Date: 20.DEC.2019 15:44:41

Product	Module		
Test Item	Radiated Spurious Emissions		
Test Mode	Mode 1: LTE Band 2		
Date of Test	2019/12/10	Test Site	SR12-H
Temperature (°C)	23.0°C	Humidity (%RH)	55%RH

BW 1.4M_CH 18607_16-QAM_1RB2

Antenna Polarity	Frequency (MHz)	Emission Level (dBm)	Limit (dBm)	Margin (dB)	SG Level (dBm)	Antenna Gain (dBi)	Cable Loss (dB)
H	3701.400	-38.06	-13	-25.06	-46.16	12.61	4.51
	5552.100	-32.69	-13	-19.69	-40.15	13.13	5.67
	7402.800	-39.86	-13	-26.86	-44.57	11.32	6.60
	9253.500	-40.77	-13	-27.77	-45.39	11.83	7.21
	11104.200	-39.20	-13	-26.20	-42.91	11.67	7.96
	12954.900	-40.62	-13	-27.62	-45.61	13.62	8.64
V	3701.400	-41.69	-13	-28.69	-49.79	12.61	4.51
	5552.100	-31.36	-13	-18.36	-38.82	13.13	5.67
	7402.800	-42.17	-13	-29.17	-46.88	11.32	6.60
	9253.500	-41.59	-13	-28.59	-46.21	11.83	7.21
	11104.200	-39.54	-13	-26.54	-43.25	11.67	7.96
	12954.900	-40.42	-13	-27.42	-45.41	13.62	8.64

Emission Level=SG(Signal Generator) Level+Antenna Gain-Cable Loss.

BW 1.4M_CH 18607_QPSK_1RB2

Antenna Polarity	Frequency (MHz)	Emission Level (dBm)	Limit (dBm)	Margin (dB)	SG Level (dBm)	Antenna Gain (dBi)	Cable Loss (dB)
H	3701.400	-40.09	-13	-27.09	-48.19	12.61	4.51
	5552.100	-31.44	-13	-18.44	-38.90	13.13	5.67
	7402.800	-39.48	-13	-26.48	-44.19	11.32	6.60
	9253.500	-40.18	-13	-27.18	-44.80	11.83	7.21
	11104.200	-38.60	-13	-25.60	-42.31	11.67	7.96
	12954.900	-39.88	-13	-26.88	-44.87	13.62	8.64
V	3701.400	-41.88	-13	-28.88	-49.98	12.61	4.51
	5552.100	-31.16	-13	-18.16	-38.62	13.13	5.67
	7402.800	-40.42	-13	-27.42	-45.13	11.32	6.60
	9253.500	-40.42	-13	-27.42	-45.04	11.83	7.21
	11104.200	-38.72	-13	-25.72	-42.43	11.67	7.96
	12954.900	-40.36	-13	-27.36	-45.35	13.62	8.64

Emission Level=SG(Signal Generator) Level+Antenna Gain-Cable Loss.

BW 1.4M_CH 18900_16-QAM_1RB2

Antenna Polarity	Frequency (MHz)	Emission Level (dBm)	Limit (dBm)	Margin (dB)	SG Level (dBm)	Antenna Gain (dBi)	Cable Loss (dB)
H	3760.000	-39.14	-13	-26.14	-47.21	12.60	4.54
	5640.000	-30.12	-13	-17.12	-37.52	13.10	5.70
	7520.000	-40.79	-13	-27.79	-45.41	11.24	6.61
	9400.000	-40.33	-13	-27.33	-44.83	11.79	7.29
	11280.000	-37.03	-13	-24.03	-40.89	11.92	8.06
	13160.000	-37.83	-13	-24.83	-42.45	13.33	8.70
V	3760.000	-39.45	-13	-26.45	-47.52	12.60	4.54
	5640.000	-30.37	-13	-17.37	-37.77	13.10	5.70
	7520.000	-41.85	-13	-28.85	-46.47	11.24	6.61
	9400.000	-40.69	-13	-27.69	-45.19	11.79	7.29
	11280.000	-37.06	-13	-24.06	-40.92	11.92	8.06
	13160.000	-37.84	-13	-24.84	-42.46	13.33	8.70

Emission Level=SG(Signal Generator) Level+Antenna Gain-Cable Loss.

BW 1.4M_CH 18900_QPSK_1RB2

Antenna Polarity	Frequency (MHz)	Emission Level (dBm)	Limit (dBm)	Margin (dB)	SG Level (dBm)	Antenna Gain (dBi)	Cable Loss (dB)
H	3760.000	-39.24	-13	-26.24	-47.31	12.60	4.54
	5640.000	-29.79	-13	-16.79	-37.19	13.10	5.70
	7520.000	-41.58	-13	-28.58	-46.20	11.24	6.61
	9400.000	-40.76	-13	-27.76	-45.26	11.79	7.29
	11280.000	-36.88	-13	-23.88	-40.74	11.92	8.06
	13160.000	-38.09	-13	-25.09	-42.71	13.33	8.70
V	3760.000	-39.33	-13	-26.33	-47.40	12.60	4.54
	5640.000	-30.09	-13	-17.09	-37.49	13.10	5.70
	7520.000	-41.59	-13	-28.59	-46.21	11.24	6.61
	9400.000	-40.92	-13	-27.92	-45.42	11.79	7.29
	11280.000	-37.81	-13	-24.81	-41.67	11.92	8.06
	13160.000	-38.81	-13	-25.81	-43.43	13.33	8.70

Emission Level=SG(Signal Generator) Level+Antenna Gain-Cable Loss.

BW 1.4M_CH 19193_16-QAM_1RB2

Antenna Polarity	Frequency (MHz)	Emission Level (dBm)	Limit (dBm)	Margin (dB)	SG Level (dBm)	Antenna Gain (dBi)	Cable Loss (dB)
H	3818.600	-39.02	-13	-26.02	-47.06	12.60	4.57
	5727.900	-27.72	-13	-14.72	-35.07	13.08	5.73
	7637.200	-37.33	-13	-24.33	-41.98	11.24	6.60
	9546.500	-39.15	-13	-26.15	-43.59	11.80	7.35
	11455.800	-38.54	-13	-25.54	-42.55	12.17	8.15
	13365.100	-36.96	-13	-23.96	-41.18	12.98	8.76
V	3818.600	-39.48	-13	-26.48	-47.52	12.60	4.57
	5727.900	-28.70	-13	-15.70	-36.05	13.08	5.73
	7637.200	-38.11	-13	-25.11	-42.76	11.24	6.60
	9546.500	-39.13	-13	-26.13	-43.57	11.80	7.35
	11455.800	-37.54	-13	-24.54	-41.55	12.17	8.15
	13365.100	-37.95	-13	-24.95	-42.17	12.98	8.76

Emission Level=SG(Signal Generator) Level+Antenna Gain-Cable Loss.

BW 1.4M_CH 19193_QPSK_1RB2

Antenna Polarity	Frequency (MHz)	Emission Level (dBm)	Limit (dBm)	Margin (dB)	SG Level (dBm)	Antenna Gain (dBi)	Cable Loss (dB)
H	3818.600	-40.59	-13	-27.59	-48.63	12.60	4.57
	5727.900	-27.33	-13	-14.33	-34.68	13.08	5.73
	7637.200	-37.98	-13	-24.98	-42.63	11.24	6.60
	9546.500	-39.35	-13	-26.35	-43.79	11.80	7.35
	11455.800	-37.72	-13	-24.72	-41.73	12.17	8.15
	13365.100	-36.96	-13	-23.96	-41.18	12.98	8.76
V	3818.600	-41.12	-13	-28.12	-49.16	12.60	4.57
	5727.900	-27.46	-13	-14.46	-34.81	13.08	5.73
	7637.200	-37.35	-13	-24.35	-42.00	11.24	6.60
	9546.500	-38.89	-13	-25.89	-43.33	11.80	7.35
	11455.800	-37.88	-13	-24.88	-41.89	12.17	8.15
	13365.100	-36.70	-13	-23.70	-40.92	12.98	8.76

Emission Level=SG(Signal Generator) Level+Antenna Gain-Cable Loss.

BW 3M_CH 18615_16-QAM_1RB7

Antenna Polarity	Frequency (MHz)	Emission Level (dBm)	Limit (dBm)	Margin (dB)	SG Level (dBm)	Antenna Gain (dBi)	Cable Loss (dB)
H	3703.000	-39.83	-13	-26.83	-47.93	12.61	4.51
	5554.500	-28.96	-13	-15.96	-36.42	13.12	5.67
	7406.000	-40.31	-13	-27.31	-45.02	11.31	6.60
	9257.500	-40.23	-13	-27.23	-44.85	11.83	7.21
	11109.000	-38.74	-13	-25.74	-42.45	11.67	7.96
	12960.500	-40.26	-13	-27.26	-45.24	13.62	8.64
V	3703.000	-43.07	-13	-30.07	-51.17	12.61	4.51
	5554.500	-31.14	-13	-18.14	-38.60	13.12	5.67
	7406.000	-39.84	-13	-26.84	-44.55	11.31	6.60
	9257.500	-39.93	-13	-26.93	-44.55	11.83	7.21
	11109.000	-38.52	-13	-25.52	-42.23	11.67	7.96
	12960.500	-39.76	-13	-26.76	-44.74	13.62	8.64

Emission Level=SG(Signal Generator) Level+Antenna Gain-Cable Loss.

BW 3M_CH 18615_QPSK_1RB7

Antenna Polarity	Frequency (MHz)	Emission Level (dBm)	Limit (dBm)	Margin (dB)	SG Level (dBm)	Antenna Gain (dBi)	Cable Loss (dB)
H	3703.000	-39.07	-13	-26.07	-47.17	12.61	4.51
	5554.500	-28.60	-13	-15.60	-36.06	13.12	5.67
	7406.000	-40.88	-13	-27.88	-45.59	11.31	6.60
	9257.500	-40.22	-13	-27.22	-44.84	11.83	7.21
	11109.000	-38.36	-13	-25.36	-42.07	11.67	7.96
	12960.500	-40.10	-13	-27.10	-45.08	13.62	8.64
V	3703.000	-44.71	-13	-31.71	-52.81	12.61	4.51
	5554.500	-30.57	-13	-17.57	-38.03	13.12	5.67
	7406.000	-41.41	-13	-28.41	-46.12	11.31	6.60
	9257.500	-40.86	-13	-27.86	-45.48	11.83	7.21
	11109.000	-38.84	-13	-25.84	-42.55	11.67	7.96
	12960.500	-39.91	-13	-26.91	-44.89	13.62	8.64

Emission Level=SG(Signal Generator) Level+Antenna Gain-Cable Loss.

BW 3M_CH 18900_16-QAM_1RB7

Antenna Polarity	Frequency (MHz)	Emission Level (dBm)	Limit (dBm)	Margin (dB)	SG Level (dBm)	Antenna Gain (dBi)	Cable Loss (dB)
H	3760.000	-39.37	-13	-26.37	-47.44	12.60	4.54
	5640.000	-30.92	-13	-17.92	-38.32	13.10	5.70
	7520.000	-42.28	-13	-29.28	-46.90	11.24	6.61
	9400.000	-40.47	-13	-27.47	-44.97	11.79	7.29
	11280.000	-38.04	-13	-25.04	-41.90	11.92	8.06
	13160.000	-39.06	-13	-26.06	-43.68	13.33	8.70
V	3760.000	-40.10	-13	-27.10	-48.17	12.60	4.54
	5640.000	-30.10	-13	-17.10	-37.50	13.10	5.70
	7520.000	-42.90	-13	-29.90	-47.52	11.24	6.61
	9400.000	-41.11	-13	-28.11	-45.61	11.79	7.29
	11280.000	-38.04	-13	-25.04	-41.90	11.92	8.06
	13160.000	-38.09	-13	-25.09	-42.71	13.33	8.70

Emission Level=SG(Signal Generator) Level+Antenna Gain-Cable Loss.

BW 3M_CH 18900_QPSK_1RB7

Antenna Polarity	Frequency (MHz)	Emission Level (dBm)	Limit (dBm)	Margin (dB)	SG Level (dBm)	Antenna Gain (dBi)	Cable Loss (dB)
H	3760.000	-38.72	-13	-25.72	-46.79	12.60	4.54
	5640.000	-30.04	-13	-17.04	-37.44	13.10	5.70
	7520.000	-42.45	-13	-29.45	-47.07	11.24	6.61
	9400.000	-40.70	-13	-27.70	-45.20	11.79	7.29
	11280.000	-37.90	-13	-24.90	-41.76	11.92	8.06
	13160.000	-38.82	-13	-25.82	-43.44	13.33	8.70
V	3760.000	-40.12	-13	-27.12	-48.19	12.60	4.54
	5640.000	-30.30	-13	-17.30	-37.70	13.10	5.70
	7520.000	-42.47	-13	-29.47	-47.09	11.24	6.61
	9400.000	-40.90	-13	-27.90	-45.40	11.79	7.29
	11280.000	-37.84	-13	-24.84	-41.70	11.92	8.06
	13160.000	-38.61	-13	-25.61	-43.23	13.33	8.70

Emission Level=SG(Signal Generator) Level+Antenna Gain-Cable Loss.

BW 3M_CH 19185_16-QAM_1RB7

Antenna Polarity	Frequency (MHz)	Emission Level (dBm)	Limit (dBm)	Margin (dB)	SG Level (dBm)	Antenna Gain (dBi)	Cable Loss (dB)
H	3817.000	-38.97	-13	-25.97	-47.01	12.60	4.57
	5725.500	-31.37	-13	-18.37	-38.72	13.08	5.73
	7634.000	-41.53	-13	-28.53	-46.17	11.24	6.60
	9542.500	-40.43	-13	-27.43	-44.87	11.79	7.35
	11451.000	-38.78	-13	-25.78	-42.79	12.16	8.15
	13359.500	-37.75	-13	-24.75	-41.98	12.99	8.76
V	3817.000	-42.68	-13	-29.68	-50.72	12.60	4.57
	5725.500	-29.06	-13	-16.06	-36.41	13.08	5.73
	7634.000	-40.48	-13	-27.48	-45.12	11.24	6.60
	9542.500	-39.66	-13	-26.66	-44.10	11.79	7.35
	11451.000	-38.74	-13	-25.74	-42.75	12.16	8.15
	13359.500	-37.22	-13	-24.22	-41.45	12.99	8.76

Emission Level=SG(Signal Generator) Level+Antenna Gain-Cable Loss.

BW 3M_CH 19185_QPSK_1RB7

Antenna Polarity	Frequency (MHz)	Emission Level (dBm)	Limit (dBm)	Margin (dB)	SG Level (dBm)	Antenna Gain (dBi)	Cable Loss (dB)
H	3817.000	-38.98	-13	-25.98	-47.02	12.60	4.57
	5725.500	-28.37	-13	-15.37	-35.72	13.08	5.73
	7634.000	-41.32	-13	-28.32	-45.96	11.24	6.60
	9542.500	-40.36	-13	-27.36	-44.80	11.79	7.35
	11451.000	-38.93	-13	-25.93	-42.94	12.16	8.15
	13359.500	-37.69	-13	-24.69	-41.92	12.99	8.76
V	3817.000	-42.82	-13	-29.82	-50.86	12.60	4.57
	5725.500	-28.80	-13	-15.80	-36.15	13.08	5.73
	7634.000	-40.42	-13	-27.42	-45.06	11.24	6.60
	9542.500	-39.23	-13	-26.23	-43.67	11.79	7.35
	11451.000	-38.87	-13	-25.87	-42.88	12.16	8.15
	13359.500	-37.16	-13	-24.16	-41.39	12.99	8.76

Emission Level=SG(Signal Generator) Level+Antenna Gain-Cable Loss.

BW 5M_CH 18625_16-QAM_1RB12

Antenna Polarity	Frequency (MHz)	Emission Level (dBm)	Limit (dBm)	Margin (dB)	SG Level (dBm)	Antenna Gain (dBi)	Cable Loss (dB)
H	3705.000	-39.19	-13	-26.19	-47.28	12.61	4.51
	5557.500	-27.99	-13	-14.99	-35.44	13.12	5.67
	7410.000	-41.41	-13	-28.41	-46.12	11.31	6.60
	9262.500	-40.81	-13	-27.81	-45.42	11.82	7.21
	11115.000	-38.99	-13	-25.99	-42.71	11.68	7.96
	12967.500	-40.14	-13	-27.14	-45.11	13.62	8.64
V	3705.000	-42.69	-13	-29.69	-50.78	12.61	4.51
	5557.500	-30.89	-13	-17.89	-38.34	13.12	5.67
	7410.000	-40.77	-13	-27.77	-45.48	11.31	6.60
	9262.500	-39.86	-13	-26.86	-44.47	11.82	7.21
	11115.000	-39.07	-13	-26.07	-42.79	11.68	7.96
	12967.500	-39.94	-13	-26.94	-44.91	13.62	8.64

Emission Level=SG(Signal Generator) Level+Antenna Gain-Cable Loss.

BW 5M_CH 18625_QPSK_1RB12

Antenna Polarity	Frequency (MHz)	Emission Level (dBm)	Limit (dBm)	Margin (dB)	SG Level (dBm)	Antenna Gain (dBi)	Cable Loss (dB)
H	3705.000	-38.55	-13	-25.55	-46.64	12.61	4.51
	5557.500	-27.63	-13	-14.63	-35.08	13.12	5.67
	7410.000	-39.43	-13	-26.43	-44.14	11.31	6.60
	9262.500	-40.06	-13	-27.06	-44.67	11.82	7.21
	11115.000	-37.98	-13	-24.98	-41.70	11.68	7.96
	12967.500	-40.36	-13	-27.36	-45.33	13.62	8.64
V	3705.000	-44.23	-13	-31.23	-52.32	12.61	4.51
	5557.500	-29.39	-13	-16.39	-36.84	13.12	5.67
	7410.000	-41.30	-13	-28.30	-46.01	11.31	6.60
	9262.500	-40.08	-13	-27.08	-44.69	11.82	7.21
	11115.000	-38.32	-13	-25.32	-42.04	11.68	7.96
	12967.500	-40.13	-13	-27.13	-45.10	13.62	8.64

Emission Level=SG(Signal Generator) Level+Antenna Gain-Cable Loss.

BW 5M_CH 18900_16-QAM_1RB12

Antenna Polarity	Frequency (MHz)	Emission Level (dBm)	Limit (dBm)	Margin (dB)	SG Level (dBm)	Antenna Gain (dBi)	Cable Loss (dB)
H	3760.000	-39.29	-13	-26.29	-47.36	12.60	4.54
	5640.000	-30.82	-13	-17.82	-38.22	13.10	5.70
	7520.000	-42.75	-13	-29.75	-47.37	11.24	6.61
	9400.000	-41.12	-13	-28.12	-45.62	11.79	7.29
	11280.000	-36.94	-13	-23.94	-40.80	11.92	8.06
	13160.000	-38.53	-13	-25.53	-43.15	13.33	8.70
V	3760.000	-40.12	-13	-27.12	-48.19	12.60	4.54
	5640.000	-30.12	-13	-17.12	-37.52	13.10	5.70
	7520.000	-42.10	-13	-29.10	-46.72	11.24	6.61
	9400.000	-41.17	-13	-28.17	-45.67	11.79	7.29
	11280.000	-37.03	-13	-24.03	-40.89	11.92	8.06
	13160.000	-38.58	-13	-25.58	-43.20	13.33	8.70

Emission Level=SG(Signal Generator) Level+Antenna Gain-Cable Loss.

BW 5M_CH 18900_QPSK_1RB12

Antenna Polarity	Frequency (MHz)	Emission Level (dBm)	Limit (dBm)	Margin (dB)	SG Level (dBm)	Antenna Gain (dBi)	Cable Loss (dB)
H	3760.000	-39.13	-13	-26.13	-47.20	12.60	4.54
	5640.000	-30.63	-13	-17.63	-38.03	13.10	5.70
	7520.000	-42.37	-13	-29.37	-46.99	11.24	6.61
	9400.000	-40.85	-13	-27.85	-45.35	11.79	7.29
	11280.000	-37.10	-13	-24.10	-40.96	11.92	8.06
	13160.000	-39.15	-13	-26.15	-43.77	13.33	8.70
V	3760.000	-40.49	-13	-27.49	-48.56	12.60	4.54
	5640.000	-29.89	-13	-16.89	-37.29	13.10	5.70
	7520.000	-42.69	-13	-29.69	-47.31	11.24	6.61
	9400.000	-40.83	-13	-27.83	-45.33	11.79	7.29
	11280.000	-38.08	-13	-25.08	-41.94	11.92	8.06
	13160.000	-38.92	-13	-25.92	-43.54	13.33	8.70

Emission Level=SG(Signal Generator) Level+Antenna Gain-Cable Loss.

BW 5M_CH 19175_16-QAM_1RB12

Antenna Polarity	Frequency (MHz)	Emission Level (dBm)	Limit (dBm)	Margin (dB)	SG Level (dBm)	Antenna Gain (dBi)	Cable Loss (dB)
H	3815.000	-39.79	-13	-26.79	-47.83	12.60	4.57
	5722.500	-33.44	-13	-20.44	-40.79	13.08	5.73
	7630.000	-42.31	-13	-29.31	-46.95	11.24	6.60
	9537.500	-40.33	-13	-27.33	-44.77	11.79	7.35
	11445.000	-38.45	-13	-25.45	-42.45	12.15	8.15
	13352.500	-37.27	-13	-24.27	-41.51	13.00	8.76
V	3815.000	-41.44	-13	-28.44	-49.48	12.60	4.57
	5722.500	-30.81	-13	-17.81	-38.16	13.08	5.73
	7630.000	-41.67	-13	-28.67	-46.31	11.24	6.60
	9537.500	-39.55	-13	-26.55	-43.99	11.79	7.35
	11445.000	-37.51	-13	-24.51	-41.51	12.15	8.15
	13352.500	-36.93	-13	-23.93	-41.17	13.00	8.76

Emission Level=SG(Signal Generator) Level+Antenna Gain-Cable Loss.

BW 5M_CH 19175_QPSK_1RB12

Antenna Polarity	Frequency (MHz)	Emission Level (dBm)	Limit (dBm)	Margin (dB)	SG Level (dBm)	Antenna Gain (dBi)	Cable Loss (dB)
H	3815.000	-39.60	-13	-26.60	-47.64	12.60	4.57
	5722.500	-29.92	-13	-16.92	-37.27	13.08	5.73
	7630.000	-41.72	-13	-28.72	-46.36	11.24	6.60
	9537.500	-40.19	-13	-27.19	-44.63	11.79	7.35
	11445.000	-38.75	-13	-25.75	-42.75	12.15	8.15
	13352.500	-37.43	-13	-24.43	-41.67	13.00	8.76
V	3815.000	-43.17	-13	-30.17	-51.21	12.60	4.57
	5722.500	-31.50	-13	-18.50	-38.85	13.08	5.73
	7630.000	-37.91	-13	-24.91	-42.55	11.24	6.60
	9537.500	-39.80	-13	-26.80	-44.24	11.79	7.35
	11445.000	-38.22	-13	-25.22	-42.22	12.15	8.15
	13352.500	-36.88	-13	-23.88	-41.12	13.00	8.76

Emission Level=SG(Signal Generator) Level+Antenna Gain-Cable Loss.

BW 10M_CH 18650_16-QAM_1RB24

Antenna Polarity	Frequency (MHz)	Emission Level (dBm)	Limit (dBm)	Margin (dB)	SG Level (dBm)	Antenna Gain (dBi)	Cable Loss (dB)
H	3710.000	-39.53	-13	-26.53	-47.62	12.61	4.51
	5565.000	-27.09	-13	-14.09	-34.54	13.12	5.67
	7420.000	-40.40	-13	-27.40	-45.10	11.30	6.60
	9275.000	-40.67	-13	-27.67	-45.27	11.82	7.22
	11130.000	-39.59	-13	-26.59	-43.32	11.70	7.97
	12985.000	-40.65	-13	-27.65	-45.61	13.61	8.65
V	3710.000	-42.70	-13	-29.70	-50.79	12.61	4.51
	5565.000	-27.30	-13	-14.30	-34.75	13.12	5.67
	7420.000	-39.93	-13	-26.93	-44.63	11.30	6.60
	9275.000	-40.65	-13	-27.65	-45.25	11.82	7.22
	11130.000	-39.70	-13	-26.70	-43.43	11.70	7.97
	12985.000	-40.81	-13	-27.81	-45.77	13.61	8.65

Emission Level=SG(Signal Generator) Level+Antenna Gain-Cable Loss.

BW 10M_CH 18650_QPSK_1RB24

Antenna Polarity	Frequency (MHz)	Emission Level (dBm)	Limit (dBm)	Margin (dB)	SG Level (dBm)	Antenna Gain (dBi)	Cable Loss (dB)
H	3710.000	-38.87	-13	-25.87	-46.96	12.61	4.51
	5565.000	-27.19	-13	-14.19	-34.64	13.12	5.67
	7420.000	-39.78	-13	-26.78	-44.48	11.30	6.60
	9275.000	-39.95	-13	-26.95	-44.55	11.82	7.22
	11130.000	-38.75	-13	-25.75	-42.48	11.70	7.97
	12985.000	-39.54	-13	-26.54	-44.50	13.61	8.65
V	3710.000	-42.85	-13	-29.85	-50.94	12.61	4.51
	5565.000	-27.15	-13	-14.15	-34.60	13.12	5.67
	7420.000	-40.13	-13	-27.13	-44.83	11.30	6.60
	9275.000	-40.38	-13	-27.38	-44.98	11.82	7.22
	11130.000	-39.85	-13	-26.85	-43.58	11.70	7.97
	12985.000	-40.65	-13	-27.65	-45.61	13.61	8.65

Emission Level=SG(Signal Generator) Level+Antenna Gain-Cable Loss.

BW 10M_CH 18900_16-QAM_1RB24

Antenna Polarity	Frequency (MHz)	Emission Level (dBm)	Limit (dBm)	Margin (dB)	SG Level (dBm)	Antenna Gain (dBi)	Cable Loss (dB)
H	3760.000	-38.97	-13	-25.97	-47.04	12.60	4.54
	5640.000	-30.04	-13	-17.04	-37.44	13.10	5.70
	7520.000	-42.76	-13	-29.76	-47.38	11.24	6.61
	9400.000	-41.01	-13	-28.01	-45.51	11.79	7.29
	11280.000	-38.21	-13	-25.21	-42.07	11.92	8.06
	13160.000	-39.14	-13	-26.14	-43.76	13.33	8.70
V	3760.000	-40.59	-13	-27.59	-48.66	12.60	4.54
	5640.000	-30.99	-13	-17.99	-38.39	13.10	5.70
	7520.000	-42.82	-13	-29.82	-47.44	11.24	6.61
	9400.000	-40.24	-13	-27.24	-44.74	11.79	7.29
	11280.000	-37.77	-13	-24.77	-41.63	11.92	8.06
	13160.000	-39.37	-13	-26.37	-43.99	13.33	8.70

Emission Level=SG(Signal Generator) Level+Antenna Gain-Cable Loss.

BW 10M_CH 18900_QPSK_1RB24

Antenna Polarity	Frequency (MHz)	Emission Level (dBm)	Limit (dBm)	Margin (dB)	SG Level (dBm)	Antenna Gain (dBi)	Cable Loss (dB)
H	3760.000	-39.36	-13	-26.36	-47.43	12.60	4.54
	5640.000	-29.62	-13	-16.62	-37.02	13.10	5.70
	7520.000	-42.32	-13	-29.32	-46.94	11.24	6.61
	9400.000	-41.73	-13	-28.73	-46.23	11.79	7.29
	11280.000	-38.25	-13	-25.25	-42.11	11.92	8.06
	13160.000	-39.44	-13	-26.44	-44.06	13.33	8.70
V	3760.000	-40.15	-13	-27.15	-48.22	12.60	4.54
	5640.000	-29.23	-13	-16.23	-36.63	13.10	5.70
	7520.000	-42.54	-13	-29.54	-47.16	11.24	6.61
	9400.000	-41.01	-13	-28.01	-45.51	11.79	7.29
	11280.000	-38.34	-13	-25.34	-42.20	11.92	8.06
	13160.000	-39.39	-13	-26.39	-44.01	13.33	8.70

Emission Level=SG(Signal Generator) Level+Antenna Gain-Cable Loss.

BW 10M_CH 19150_16-QAM_1RB24

Antenna Polarity	Frequency (MHz)	Emission Level (dBm)	Limit (dBm)	Margin (dB)	SG Level (dBm)	Antenna Gain (dBi)	Cable Loss (dB)
H	3810.000	-39.10	-13	-26.10	-47.14	12.60	4.56
	5715.000	-29.18	-13	-16.18	-36.54	13.08	5.72
	7620.000	-42.86	-13	-29.86	-47.50	11.24	6.60
	9525.000	-40.83	-13	-27.83	-45.26	11.78	7.35
	11430.000	-38.87	-13	-25.87	-42.86	12.13	8.14
	13335.000	-38.09	-13	-25.09	-42.37	13.03	8.75
V	3810.000	-39.83	-13	-26.83	-47.87	12.60	4.56
	5715.000	-28.56	-13	-15.56	-35.92	13.08	5.72
	7620.000	-41.66	-13	-28.66	-46.30	11.24	6.60
	9525.000	-40.35	-13	-27.35	-44.78	11.78	7.35
	11430.000	-37.97	-13	-24.97	-41.96	12.13	8.14
	13335.000	-38.03	-13	-25.03	-42.31	13.03	8.75

Emission Level=SG(Signal Generator) Level+Antenna Gain-Cable Loss.

BW 10M_CH 19150_QPSK_1RB24

Antenna Polarity	Frequency (MHz)	Emission Level (dBm)	Limit (dBm)	Margin (dB)	SG Level (dBm)	Antenna Gain (dBi)	Cable Loss (dB)
H	3810.000	-38.48	-13	-25.48	-46.52	12.60	4.56
	5715.000	-29.96	-13	-16.96	-37.32	13.08	5.72
	7620.000	-43.47	-13	-30.47	-48.11	11.24	6.60
	9525.000	-40.66	-13	-27.66	-45.09	11.78	7.35
	11430.000	-38.59	-13	-25.59	-42.58	12.13	8.14
	13335.000	-38.47	-13	-25.47	-42.75	13.03	8.75
V	3810.000	-45.13	-13	-32.13	-53.17	12.60	4.56
	5715.000	-28.68	-13	-15.68	-36.04	13.08	5.72
	7620.000	-40.60	-13	-27.60	-45.24	11.24	6.60
	9525.000	-39.83	-13	-26.83	-44.26	11.78	7.35
	11430.000	-38.67	-13	-25.67	-42.66	12.13	8.14
	13335.000	-38.35	-13	-25.35	-42.63	13.03	8.75

Emission Level=SG(Signal Generator) Level+Antenna Gain-Cable Loss.

BW 15M_CH 18675_16-QAM_1RB37

Antenna Polarity	Frequency (MHz)	Emission Level (dBm)	Limit (dBm)	Margin (dB)	SG Level (dBm)	Antenna Gain (dBi)	Cable Loss (dB)
H	3715.000	-38.31	-13	-25.31	-46.40	12.61	4.52
	5572.500	-26.28	-13	-13.28	-33.72	13.12	5.68
	7430.000	-40.01	-13	-27.01	-44.70	11.29	6.61
	9287.500	-40.69	-13	-27.69	-45.28	11.82	7.23
	11145.000	-40.06	-13	-27.06	-43.80	11.73	7.98
	13002.500	-39.35	-13	-26.35	-44.28	13.60	8.66
V	3715.000	-40.86	-13	-27.86	-48.95	12.61	4.52
	5572.500	-26.92	-13	-13.92	-34.36	13.12	5.68
	7430.000	-40.22	-13	-27.22	-44.91	11.29	6.61
	9287.500	-40.86	-13	-27.86	-45.45	11.82	7.23
	11145.000	-39.39	-13	-26.39	-43.13	11.73	7.98
	13002.500	-39.40	-13	-26.40	-44.33	13.60	8.66

Emission Level=SG(Signal Generator) Level+Antenna Gain-Cable Loss.

BW 15M_CH 18675_QPSK_1RB37

Antenna Polarity	Frequency (MHz)	Emission Level (dBm)	Limit (dBm)	Margin (dB)	SG Level (dBm)	Antenna Gain (dBi)	Cable Loss (dB)
H	3715.000	-38.39	-13	-25.39	-46.48	12.61	4.52
	5572.500	-26.08	-13	-13.08	-33.52	13.12	5.68
	7430.000	-40.47	-13	-27.47	-45.16	11.29	6.61
	9287.500	-41.02	-13	-28.02	-45.61	11.82	7.23
	11145.000	-39.60	-13	-26.60	-43.34	11.73	7.98
	13002.500	-40.00	-13	-27.00	-44.93	13.60	8.66
V	3715.000	-41.24	-13	-28.24	-49.33	12.61	4.52
	5572.500	-26.55	-13	-13.55	-33.99	13.12	5.68
	7430.000	-38.69	-13	-25.69	-43.38	11.29	6.61
	9287.500	-40.29	-13	-27.29	-44.88	11.82	7.23
	11145.000	-40.22	-13	-27.22	-43.96	11.73	7.98
	13002.500	-39.78	-13	-26.78	-44.71	13.60	8.66

Emission Level=SG(Signal Generator) Level+Antenna Gain-Cable Loss.

BW 15M_CH 18900_16-QAM_1RB37

Antenna Polarity	Frequency (MHz)	Emission Level (dBm)	Limit (dBm)	Margin (dB)	SG Level (dBm)	Antenna Gain (dBi)	Cable Loss (dB)
H	3760.000	-41.36	-13	-28.36	-49.43	12.60	4.54
	5640.000	-30.02	-13	-17.02	-37.42	13.10	5.70
	7520.000	-42.08	-13	-29.08	-46.70	11.24	6.61
	9400.000	-41.39	-13	-28.39	-45.89	11.79	7.29
	11280.000	-38.33	-13	-25.33	-42.19	11.92	8.06
	13160.000	-39.15	-13	-26.15	-43.77	13.33	8.70
V	3760.000	-40.30	-13	-27.30	-48.37	12.60	4.54
	5640.000	-31.25	-13	-18.25	-38.65	13.10	5.70
	7520.000	-41.99	-13	-28.99	-46.61	11.24	6.61
	9400.000	-41.67	-13	-28.67	-46.17	11.79	7.29
	11280.000	-38.09	-13	-25.09	-41.95	11.92	8.06
	13160.000	-39.08	-13	-26.08	-43.70	13.33	8.70

Emission Level=SG(Signal Generator) Level+Antenna Gain-Cable Loss.

BW 15M_CH 18900_QPSK_1RB37

Antenna Polarity	Frequency (MHz)	Emission Level (dBm)	Limit (dBm)	Margin (dB)	SG Level (dBm)	Antenna Gain (dBi)	Cable Loss (dB)
H	3760.000	-39.60	-13	-26.60	-47.67	12.60	4.54
	5640.000	-29.38	-13	-16.38	-36.78	13.10	5.70
	7520.000	-42.61	-13	-29.61	-47.23	11.24	6.61
	9400.000	-40.90	-13	-27.90	-45.40	11.79	7.29
	11280.000	-37.92	-13	-24.92	-41.78	11.92	8.06
	13160.000	-39.27	-13	-26.27	-43.89	13.33	8.70
V	3760.000	-39.63	-13	-26.63	-47.70	12.60	4.54
	5640.000	-29.84	-13	-16.84	-37.24	13.10	5.70
	7520.000	-43.12	-13	-30.12	-47.74	11.24	6.61
	9400.000	-41.00	-13	-28.00	-45.50	11.79	7.29
	11280.000	-37.69	-13	-24.69	-41.55	11.92	8.06
	13160.000	-39.22	-13	-26.22	-43.84	13.33	8.70

Emission Level=SG(Signal Generator) Level+Antenna Gain-Cable Loss.

BW 15M_CH 19125_16-QAM_1RB37

Antenna Polarity	Frequency (MHz)	Emission Level (dBm)	Limit (dBm)	Margin (dB)	SG Level (dBm)	Antenna Gain (dBi)	Cable Loss (dB)
H	3805.000	-38.77	-13	-25.77	-46.81	12.60	4.56
	5707.500	-29.88	-13	-16.88	-37.24	13.08	5.72
	7610.000	-40.11	-13	-27.11	-44.75	11.24	6.60
	9512.500	-40.34	-13	-27.34	-44.77	11.77	7.35
	11415.000	-40.48	-13	-27.48	-44.46	12.11	8.13
	13317.500	-37.47	-13	-24.47	-41.78	13.06	8.75
V	3805.000	-41.82	-13	-28.82	-49.86	12.60	4.56
	5707.500	-27.46	-13	-14.46	-34.82	13.08	5.72
	7610.000	-40.63	-13	-27.63	-45.27	11.24	6.60
	9512.500	-40.59	-13	-27.59	-45.02	11.77	7.35
	11415.000	-37.91	-13	-24.91	-41.89	12.11	8.13
	13317.500	-37.67	-13	-24.67	-41.98	13.06	8.75

Emission Level=SG(Signal Generator) Level+Antenna Gain-Cable Loss.

BW 15M_CH 19125_QPSK_1RB37

Antenna Polarity	Frequency (MHz)	Emission Level (dBm)	Limit (dBm)	Margin (dB)	SG Level (dBm)	Antenna Gain (dBi)	Cable Loss (dB)
H	3805.000	-36.28	-13	-23.28	-44.32	12.60	4.56
	5707.500	-26.57	-13	-13.57	-33.93	13.08	5.72
	7610.000	-42.51	-13	-29.51	-47.15	11.24	6.60
	9512.500	-40.46	-13	-27.46	-44.89	11.77	7.35
	11415.000	-37.90	-13	-24.90	-41.88	12.11	8.13
	13317.500	-37.36	-13	-24.36	-41.67	13.06	8.75
V	3805.000	-36.12	-13	-23.12	-44.16	12.60	4.56
	5707.500	-33.74	-13	-20.74	-41.10	13.08	5.72
	7610.000	-42.26	-13	-29.26	-46.90	11.24	6.60
	9512.500	-39.95	-13	-26.95	-44.38	11.77	7.35
	11415.000	-37.44	-13	-24.44	-41.42	12.11	8.13
	13317.500	-38.08	-13	-25.08	-42.39	13.06	8.75

Emission Level=SG(Signal Generator) Level+Antenna Gain-Cable Loss.

BW 20M_CH 18700_16-QAM_1RB49

Antenna Polarity	Frequency (MHz)	Emission Level (dBm)	Limit (dBm)	Margin (dB)	SG Level (dBm)	Antenna Gain (dBi)	Cable Loss (dB)
H	3720.000	-36.24	-13	-23.24	-44.33	12.61	4.52
	5580.000	-25.51	-13	-12.51	-32.95	13.12	5.68
	7440.000	-40.65	-13	-27.65	-45.33	11.28	6.61
	9300.000	-40.52	-13	-27.52	-45.10	11.82	7.23
	11160.000	-40.09	-13	-27.09	-43.85	11.75	7.99
	13020.000	-38.83	-13	-25.83	-43.73	13.57	8.67
V	3720.000	-37.89	-13	-24.89	-45.98	12.61	4.52
	5580.000	-26.34	-13	-13.34	-33.78	13.12	5.68
	7440.000	-39.95	-13	-26.95	-44.63	11.28	6.61
	9300.000	-40.99	-13	-27.99	-45.57	11.82	7.23
	11160.000	-39.69	-13	-26.69	-43.45	11.75	7.99
	13020.000	-39.76	-13	-26.76	-44.66	13.57	8.67

Emission Level=SG(Signal Generator) Level+Antenna Gain-Cable Loss.

BW 20M_CH 18700_QPSK_1RB49

Antenna Polarity	Frequency (MHz)	Emission Level (dBm)	Limit (dBm)	Margin (dB)	SG Level (dBm)	Antenna Gain (dBi)	Cable Loss (dB)
H	3720.000	-36.38	-13	-23.38	-44.47	12.61	4.52
	5580.000	-25.87	-13	-12.87	-33.31	13.12	5.68
	7440.000	-41.58	-13	-28.58	-46.26	11.28	6.61
	9300.000	-40.65	-13	-27.65	-45.23	11.82	7.23
	11160.000	-39.83	-13	-26.83	-43.59	11.75	7.99
	13020.000	-39.74	-13	-26.74	-44.64	13.57	8.67
V	3720.000	-37.85	-13	-24.85	-45.94	12.61	4.52
	5580.000	-26.15	-13	-13.15	-33.59	13.12	5.68
	7440.000	-40.38	-13	-27.38	-45.06	11.28	6.61
	9300.000	-40.83	-13	-27.83	-45.41	11.82	7.23
	11160.000	-39.96	-13	-26.96	-43.72	11.75	7.99
	13020.000	-39.28	-13	-26.28	-44.18	13.57	8.67

Emission Level=SG(Signal Generator) Level+Antenna Gain-Cable Loss.

BW 20M_CH 18900_16-QAM_1RB49

Antenna Polarity	Frequency (MHz)	Emission Level (dBm)	Limit (dBm)	Margin (dB)	SG Level (dBm)	Antenna Gain (dBi)	Cable Loss (dB)
H	3760.000	-39.21	-13	-26.21	-47.28	12.60	4.54
	5640.000	-29.95	-13	-16.95	-37.35	13.10	5.70
	7520.000	-42.36	-13	-29.36	-46.98	11.24	6.61
	9400.000	-41.00	-13	-28.00	-45.50	11.79	7.29
	11280.000	-37.78	-13	-24.78	-41.64	11.92	8.06
	13160.000	-38.68	-13	-25.68	-43.30	13.33	8.70
V	3760.000	-40.08	-13	-27.08	-48.15	12.60	4.54
	5640.000	-29.33	-13	-16.33	-36.73	13.10	5.70
	7520.000	-41.89	-13	-28.89	-46.51	11.24	6.61
	9400.000	-40.47	-13	-27.47	-44.97	11.79	7.29
	11280.000	-37.84	-13	-24.84	-41.70	11.92	8.06
	13160.000	-39.06	-13	-26.06	-43.68	13.33	8.70

Emission Level=SG(Signal Generator) Level+Antenna Gain-Cable Loss.

BW 20M_CH 18900_QPSK_1RB49

Antenna Polarity	Frequency (MHz)	Emission Level (dBm)	Limit (dBm)	Margin (dB)	SG Level (dBm)	Antenna Gain (dBi)	Cable Loss (dB)
H	3760.000	-39.40	-13	-26.40	-47.47	12.60	4.54
	5640.000	-29.48	-13	-16.48	-36.88	13.10	5.70
	7520.000	-42.43	-13	-29.43	-47.05	11.24	6.61
	9400.000	-41.12	-13	-28.12	-45.62	11.79	7.29
	11280.000	-37.87	-13	-24.87	-41.73	11.92	8.06
	13160.000	-38.37	-13	-25.37	-42.99	13.33	8.70
V	3760.000	-40.17	-13	-27.17	-48.24	12.60	4.54
	5640.000	-30.20	-13	-17.20	-37.60	13.10	5.70
	7520.000	-42.14	-13	-29.14	-46.76	11.24	6.61
	9400.000	-41.30	-13	-28.30	-45.80	11.79	7.29
	11280.000	-37.99	-13	-24.99	-41.85	11.92	8.06
	13160.000	-37.96	-13	-24.96	-42.58	13.33	8.70

Emission Level=SG(Signal Generator) Level+Antenna Gain-Cable Loss.

BW 20M_CH 19100_16-QAM_1RB49

Antenna Polarity	Frequency (MHz)	Emission Level (dBm)	Limit (dBm)	Margin (dB)	SG Level (dBm)	Antenna Gain (dBi)	Cable Loss (dB)
H	3800.000	-34.95	-13	-21.95	-43.00	12.60	4.56
	5700.000	-25.63	-13	-12.63	-33.00	13.08	5.72
	7600.000	-40.03	-13	-27.03	-44.67	11.24	6.60
	9500.000	-40.19	-13	-27.19	-44.61	11.77	7.34
	11400.000	-38.15	-13	-25.15	-42.11	12.09	8.12
	13300.000	-37.62	-13	-24.62	-41.97	13.09	8.74
V	3800.000	-39.48	-13	-26.48	-47.53	12.60	4.56
	5700.000	-27.74	-13	-14.74	-35.11	13.08	5.72
	7600.000	-40.25	-13	-27.25	-44.89	11.24	6.60
	9500.000	-40.07	-13	-27.07	-44.49	11.77	7.34
	11400.000	-38.01	-13	-25.01	-41.97	12.09	8.12
	13300.000	-37.68	-13	-24.68	-42.03	13.09	8.74

Emission Level=SG(Signal Generator) Level+Antenna Gain-Cable Loss.

BW 20M_CH 19100_QPSK_1RB49

Antenna Polarity	Frequency (MHz)	Emission Level (dBm)	Limit (dBm)	Margin (dB)	SG Level (dBm)	Antenna Gain (dBi)	Cable Loss (dB)
H	3800.000	-34.93	-13	-21.93	-42.98	12.60	4.56
	5700.000	-25.62	-13	-12.62	-32.99	13.08	5.72
	7600.000	-42.79	-13	-29.79	-47.43	11.24	6.60
	9500.000	-39.91	-13	-26.91	-44.33	11.77	7.34
	11400.000	-38.16	-13	-25.16	-42.12	12.09	8.12
	13300.000	-37.43	-13	-24.43	-41.78	13.09	8.74
V	3800.000	-35.90	-13	-22.90	-43.95	12.60	4.56
	5700.000	-27.62	-13	-14.62	-34.99	13.08	5.72
	7600.000	-40.68	-13	-27.68	-45.32	11.24	6.60
	9500.000	-38.78	-13	-25.78	-43.20	11.77	7.34
	11400.000	-38.03	-13	-25.03	-41.99	12.09	8.12
	13300.000	-37.83	-13	-24.83	-42.18	13.09	8.74

Emission Level=SG(Signal Generator) Level+Antenna Gain-Cable Loss.

Product	Module		
Test Item	Radiated Spurious Emissions		
Test Mode	Mode 2: LTE Band 4		
Date of Test	2019/12/11	Test Site	SR12-H
Temperature (°C)	23.0°C	Humidity (%RH)	55%RH

BW 1.4M_CH 19957_16-QAM_1RB2

Antenna Polarity	Frequency (MHz)	Emission Level (dBm)	Limit (dBm)	Margin (dB)	SG Level (dBm)	Antenna Gain (dBi)	Cable Loss (dB)
H	3421.400	-41.37	-13	-28.37	-49.46	12.44	4.35
	5132.100	-37.07	-13	-24.07	-44.46	12.78	5.39
	6842.800	-30.56	-13	-17.56	-36.04	11.84	6.36
	8553.500	-41.16	-13	-28.16	-46.12	11.87	6.91
	10264.200	-40.68	-13	-27.68	-44.93	11.86	7.61
	11974.900	-39.48	-13	-26.48	-44.39	13.13	8.22
V	3421.400	-40.40	-13	-27.40	-48.49	12.44	4.35
	5132.100	-40.06	-13	-27.06	-47.45	12.78	5.39
	6842.800	-31.01	-13	-18.01	-36.49	11.84	6.36
	8553.500	-41.10	-13	-28.10	-46.06	11.87	6.91
	10264.200	-40.37	-13	-27.37	-44.62	11.86	7.61
	11974.900	-39.28	-13	-26.28	-44.19	13.13	8.22

Emission Level=SG(Signal Generator) Level+Antenna Gain-Cable Loss.

BW 1.4M_CH 19957_QPSK_1RB2

Antenna Polarity	Frequency (MHz)	Emission Level (dBm)	Limit (dBm)	Margin (dB)	SG Level (dBm)	Antenna Gain (dBi)	Cable Loss (dB)
H	3421.400	-40.79	-13	-27.79	-48.88	12.44	4.35
	5132.100	-34.73	-13	-21.73	-42.12	12.78	5.39
	6842.800	-34.07	-13	-21.07	-39.55	11.84	6.36
	8553.500	-41.17	-13	-28.17	-46.13	11.87	6.91
	10264.200	-39.97	-13	-26.97	-44.22	11.86	7.61
	11974.900	-39.16	-13	-26.16	-44.07	13.13	8.22
V	3421.400	-40.53	-13	-27.53	-48.62	12.44	4.35
	5132.100	-37.35	-13	-24.35	-44.74	12.78	5.39
	6842.800	-30.85	-13	-17.85	-36.33	11.84	6.36
	8553.500	-40.45	-13	-27.45	-45.41	11.87	6.91
	10264.200	-40.04	-13	-27.04	-44.29	11.86	7.61
	11974.900	-39.03	-13	-26.03	-43.94	13.13	8.22

Emission Level=SG(Signal Generator) Level+Antenna Gain-Cable Loss.

BW 1.4M_CH 20175__16-QAM_1RB2

Antenna Polarity	Frequency (MHz)	Emission Level (dBm)	Limit (dBm)	Margin (dB)	SG Level (dBm)	Antenna Gain (dBi)	Cable Loss (dB)
H	3465.000	-41.17	-13	-28.17	-49.32	12.53	4.38
	5197.500	-31.89	-13	-18.89	-39.30	12.84	5.43
	6930.000	-33.19	-13	-20.19	-38.46	11.73	6.46
	8662.500	-40.57	-13	-27.57	-45.49	11.87	6.95
	10395.000	-38.78	-13	-25.78	-42.85	11.75	7.68
	12127.500	-38.58	-13	-25.58	-43.67	13.35	8.26
V	3465.000	-37.77	-13	-24.77	-45.92	12.53	4.38
	5197.500	-35.17	-13	-22.17	-42.58	12.84	5.43
	6930.000	-32.45	-13	-19.45	-37.72	11.73	6.46
	8662.500	-39.80	-13	-26.80	-44.72	11.87	6.95
	10395.000	-39.66	-13	-26.66	-43.73	11.75	7.68
	12127.500	-38.15	-13	-25.15	-43.24	13.35	8.26

Emission Level=SG(Signal Generator) Level+Antenna Gain-Cable Loss.

BW 1.4M_CH 20175_QPSK_1RB2

Antenna Polarity	Frequency (MHz)	Emission Level (dBm)	Limit (dBm)	Margin (dB)	SG Level (dBm)	Antenna Gain (dBi)	Cable Loss (dB)
H	3465.000	-38.33	-13	-25.33	-46.48	12.53	4.38
	5197.500	-30.37	-13	-17.37	-37.78	12.84	5.43
	6930.000	-34.69	-13	-21.69	-39.96	11.73	6.46
	8662.500	-41.42	-13	-28.42	-46.34	11.87	6.95
	10395.000	-39.72	-13	-26.72	-43.79	11.75	7.68
	12127.500	-38.40	-13	-25.40	-43.49	13.35	8.26
V	3465.000	-40.14	-13	-27.14	-48.29	12.53	4.38
	5197.500	-34.92	-13	-21.92	-42.33	12.84	5.43
	6930.000	-33.87	-13	-20.87	-39.14	11.73	6.46
	8662.500	-41.45	-13	-28.45	-46.37	11.87	6.95
	10395.000	-40.42	-13	-27.42	-44.49	11.75	7.68
	12127.500	-38.86	-13	-25.86	-43.95	13.35	8.26

Emission Level=SG(Signal Generator) Level+Antenna Gain-Cable Loss.

BW 1.4M_CH 20393_16-QAM_1RB2

Antenna Polarity	Frequency (MHz)	Emission Level (dBm)	Limit (dBm)	Margin (dB)	SG Level (dBm)	Antenna Gain (dBi)	Cable Loss (dB)
H	3508.600	-41.06	-13	-28.06	-49.26	12.61	4.41
	5262.900	-33.25	-13	-20.25	-40.68	12.91	5.48
	7017.200	-40.15	-13	-27.15	-45.25	11.64	6.54
	8771.500	-41.25	-13	-28.25	-46.14	11.88	6.99
	10525.800	-39.29	-13	-26.29	-43.19	11.65	7.75
	12280.100	-39.18	-13	-26.18	-44.43	13.56	8.31
V	3508.600	-39.36	-13	-26.36	-47.56	12.61	4.41
	5262.900	-35.22	-13	-22.22	-42.65	12.91	5.48
	7017.200	-38.76	-13	-25.76	-43.86	11.64	6.54
	8771.500	-41.35	-13	-28.35	-46.24	11.88	6.99
	10525.800	-39.32	-13	-26.32	-43.22	11.65	7.75
	12280.100	-40.20	-13	-27.20	-45.45	13.56	8.31

Emission Level=SG(Signal Generator) Level+Antenna Gain-Cable Loss.

BW 1.4M_CH 20393_QPSK_1RB2

Antenna Polarity	Frequency (MHz)	Emission Level (dBm)	Limit (dBm)	Margin (dB)	SG Level (dBm)	Antenna Gain (dBi)	Cable Loss (dB)
H	3508.600	-38.33	-13	-25.33	-46.53	12.61	4.41
	5262.900	-33.24	-13	-20.24	-40.67	12.91	5.48
	7017.200	-37.69	-13	-24.69	-42.79	11.64	6.54
	8771.500	-41.27	-13	-28.27	-46.16	11.88	6.99
	10525.800	-39.10	-13	-26.10	-43.00	11.65	7.75
	12280.100	-40.10	-13	-27.10	-45.35	13.56	8.31
V	3508.600	-39.31	-13	-26.31	-47.51	12.61	4.41
	5262.900	-33.35	-13	-20.35	-40.78	12.91	5.48
	7017.200	-37.32	-13	-24.32	-42.42	11.64	6.54
	8771.500	-41.15	-13	-28.15	-46.04	11.88	6.99
	10525.800	-39.31	-13	-26.31	-43.21	11.65	7.75
	12280.100	-38.18	-13	-25.18	-43.43	13.56	8.31

Emission Level=SG(Signal Generator) Level+Antenna Gain-Cable Loss.

BW 3M_CH 19965_16-QAM_1RB7

Antenna Polarity	Frequency (MHz)	Emission Level (dBm)	Limit (dBm)	Margin (dB)	SG Level (dBm)	Antenna Gain (dBi)	Cable Loss (dB)
H	3423.000	-41.31	-13	-28.31	-49.40	12.44	4.35
	5134.500	-32.56	-13	-19.56	-39.95	12.78	5.39
	6846.000	-33.60	-13	-20.60	-39.07	11.83	6.37
	8557.500	-40.28	-13	-27.28	-45.24	11.87	6.91
	10269.000	-39.50	-13	-26.50	-43.74	11.86	7.62
	11980.500	-39.33	-13	-26.33	-44.25	13.14	8.22
V	3423.000	-43.18	-13	-30.18	-51.27	12.44	4.35
	5134.500	-37.72	-13	-24.72	-45.11	12.78	5.39
	6846.000	-34.23	-13	-21.23	-39.70	11.83	6.37
	8557.500	-40.44	-13	-27.44	-45.40	11.87	6.91
	10269.000	-39.35	-13	-26.35	-43.59	11.86	7.62
	11980.500	-39.68	-13	-26.68	-44.60	13.14	8.22

Emission Level=SG(Signal Generator) Level+Antenna Gain-Cable Loss.

BW 3M_CH 19965_QPSK_1RB7

Antenna Polarity	Frequency (MHz)	Emission Level (dBm)	Limit (dBm)	Margin (dB)	SG Level (dBm)	Antenna Gain (dBi)	Cable Loss (dB)
H	3423.000	-40.28	-13	-27.28	-48.37	12.44	4.35
	5134.500	-33.52	-13	-20.52	-40.91	12.78	5.39
	6846.000	-31.71	-13	-18.71	-37.18	11.83	6.37
	8557.500	-38.25	-13	-25.25	-43.21	11.87	6.91
	10269.000	-38.68	-13	-25.68	-42.92	11.86	7.62
	11980.500	-39.39	-13	-26.39	-44.31	13.14	8.22
V	3423.000	-41.26	-13	-28.26	-49.35	12.44	4.35
	5134.500	-35.66	-13	-22.66	-43.05	12.78	5.39
	6846.000	-30.58	-13	-17.58	-36.05	11.83	6.37
	8557.500	-39.26	-13	-26.26	-44.22	11.87	6.91
	10269.000	-39.67	-13	-26.67	-43.91	11.86	7.62
	11980.500	-39.31	-13	-26.31	-44.23	13.14	8.22

Emission Level=SG(Signal Generator) Level+Antenna Gain-Cable Loss.

BW 3M_CH 20175_16-QAM_1RB7

Antenna Polarity	Frequency (MHz)	Emission Level (dBm)	Limit (dBm)	Margin (dB)	SG Level (dBm)	Antenna Gain (dBi)	Cable Loss (dB)
H	3465.000	-39.44	-13	-26.44	-47.59	12.53	4.38
	5197.500	-31.56	-13	-18.56	-38.97	12.84	5.43
	6930.000	-33.49	-13	-20.49	-38.76	11.73	6.46
	8662.500	-41.13	-13	-28.13	-46.05	11.87	6.95
	10395.000	-39.36	-13	-26.36	-43.43	11.75	7.68
	12127.500	-39.36	-13	-26.36	-44.45	13.35	8.26
V	3465.000	-38.09	-13	-25.09	-46.24	12.53	4.38
	5197.500	-35.04	-13	-22.04	-42.45	12.84	5.43
	6930.000	-40.52	-13	-27.52	-45.79	11.73	6.46
	8662.500	-40.52	-13	-27.52	-45.44	11.87	6.95
	10395.000	-38.91	-13	-25.91	-42.98	11.75	7.68
	12127.500	-39.09	-13	-26.09	-44.18	13.35	8.26

Emission Level=SG(Signal Generator) Level+Antenna Gain-Cable Loss.

BW 3M_CH 20175_QPSK_1RB7

Antenna Polarity	Frequency (MHz)	Emission Level (dBm)	Limit (dBm)	Margin (dB)	SG Level (dBm)	Antenna Gain (dBi)	Cable Loss (dB)
H	3465.000	-39.36	-13	-26.36	-47.51	12.53	4.38
	5197.500	-31.67	-13	-18.67	-39.08	12.84	5.43
	6930.000	-33.96	-13	-20.96	-39.23	11.73	6.46
	8662.500	-40.11	-13	-27.11	-45.03	11.87	6.95
	10395.000	-40.01	-13	-27.01	-44.08	11.75	7.68
	12127.500	-39.19	-13	-26.19	-44.28	13.35	8.26
V	3465.000	-37.94	-13	-24.94	-46.09	12.53	4.38
	5197.500	-33.88	-13	-20.88	-41.29	12.84	5.43
	6930.000	-32.51	-13	-19.51	-37.78	11.73	6.46
	8662.500	-40.32	-13	-27.32	-45.24	11.87	6.95
	10395.000	-40.23	-13	-27.23	-44.30	11.75	7.68
	12127.500	-39.35	-13	-26.35	-44.44	13.35	8.26

Emission Level=SG(Signal Generator) Level+Antenna Gain-Cable Loss.

BW 3M_CH 20385_16-QAM_1RB7

Antenna Polarity	Frequency (MHz)	Emission Level (dBm)	Limit (dBm)	Margin (dB)	SG Level (dBm)	Antenna Gain (dBi)	Cable Loss (dB)
H	3507.000	-40.15	-13	-27.15	-48.35	12.61	4.41
	5260.500	-33.15	-13	-20.15	-40.58	12.91	5.48
	7014.000	-38.55	-13	-25.55	-43.65	11.64	6.54
	8767.500	-40.65	-13	-27.65	-45.54	11.88	6.99
	10521.000	-39.76	-13	-26.76	-43.67	11.65	7.75
	12274.500	-40.35	-13	-27.35	-45.60	13.55	8.31
V	3507.000	-41.46	-13	-28.46	-49.66	12.61	4.41
	5260.500	-38.05	-13	-25.05	-45.48	12.91	5.48
	7014.000	-37.74	-13	-24.74	-42.84	11.64	6.54
	8767.500	-41.71	-13	-28.71	-46.60	11.88	6.99
	10521.000	-39.36	-13	-26.36	-43.27	11.65	7.75
	12274.500	-40.22	-13	-27.22	-45.47	13.55	8.31

Emission Level=SG(Signal Generator) Level+Antenna Gain-Cable Loss.

BW 3M_CH 20385_QPSK_1RB7

Antenna Polarity	Frequency (MHz)	Emission Level (dBm)	Limit (dBm)	Margin (dB)	SG Level (dBm)	Antenna Gain (dBi)	Cable Loss (dB)
H	3507.000	-39.91	-13	-26.91	-48.11	12.61	4.41
	5206.500	-32.10	-13	-19.10	-39.51	12.85	5.44
	7014.000	-37.28	-13	-24.28	-42.38	11.64	6.54
	8767.500	-40.25	-13	-27.25	-45.14	11.88	6.99
	10521.000	-39.33	-13	-26.33	-43.24	11.65	7.75
	12274.500	-39.19	-13	-26.19	-44.44	13.55	8.31
V	3507.000	-39.15	-13	-26.15	-47.35	12.61	4.41
	5260.500	-35.15	-13	-22.15	-42.58	12.91	5.48
	7014.000	-35.25	-13	-22.25	-40.35	11.64	6.54
	8767.500	-41.16	-13	-28.16	-46.05	11.88	6.99
	10521.000	-38.56	-13	-25.56	-42.47	11.65	7.75
	12274.500	-40.48	-13	-27.48	-45.73	13.55	8.31

Emission Level=SG(Signal Generator) Level+Antenna Gain-Cable Loss.

BW 5M_CH 19975_16-QAM_1RB12

Antenna Polarity	Frequency (MHz)	Emission Level (dBm)	Limit (dBm)	Margin (dB)	SG Level (dBm)	Antenna Gain (dBi)	Cable Loss (dB)
H	3425.000	-40.26	-13	-27.26	-48.35	12.45	4.36
	5137.500	-34.28	-13	-21.28	-41.67	12.78	5.39
	6850.000	-33.97	-13	-20.97	-39.43	11.83	6.37
	8562.500	-42.16	-13	-29.16	-47.11	11.87	6.91
	10275.000	-39.48	-13	-26.48	-43.71	11.85	7.62
	11987.500	-39.11	-13	-26.11	-44.04	13.16	8.22
V	3425.000	-40.66	-13	-27.66	-48.75	12.45	4.36
	5137.500	-37.05	-13	-24.05	-44.44	12.78	5.39
	6850.000	-30.70	-13	-17.70	-36.16	11.83	6.37
	8562.500	-41.76	-13	-28.76	-46.71	11.87	6.91
	10275.000	-39.98	-13	-26.98	-44.21	11.85	7.62
	11987.500	-39.27	-13	-26.27	-44.20	13.16	8.22

Emission Level=SG(Signal Generator) Level+Antenna Gain-Cable Loss.

BW 5M_CH 19975_QPSK_1RB7

Antenna Polarity	Frequency (MHz)	Emission Level (dBm)	Limit (dBm)	Margin (dB)	SG Level (dBm)	Antenna Gain (dBi)	Cable Loss (dB)
H	3425.000	-40.33	-13	-27.33	-48.42	12.45	4.36
	5137.500	-31.25	-13	-18.25	-38.64	12.78	5.39
	6850.000	-32.10	-13	-19.10	-37.56	11.83	6.37
	8562.500	-40.70	-13	-27.70	-45.65	11.87	6.91
	10275.000	-39.59	-13	-26.59	-43.82	11.85	7.62
	11987.500	-38.96	-13	-25.96	-43.89	13.16	8.22
V	3425.000	-43.22	-13	-30.22	-51.31	12.45	4.36
	5137.500	-37.61	-13	-24.61	-45.00	12.78	5.39
	6850.000	-34.36	-13	-21.36	-39.82	11.83	6.37
	8562.500	-41.21	-13	-28.21	-46.16	11.87	6.91
	10275.000	-40.22	-13	-27.22	-44.45	11.85	7.62
	11987.500	-39.42	-13	-26.42	-44.35	13.16	8.22

Emission Level=SG(Signal Generator) Level+Antenna Gain-Cable Loss.

BW 5M_CH 20175_16-QAM_1RB12

Antenna Polarity	Frequency (MHz)	Emission Level (dBm)	Limit (dBm)	Margin (dB)	SG Level (dBm)	Antenna Gain (dBi)	Cable Loss (dB)
H	3465.000	-38.33	-13	-25.33	-46.48	12.53	4.38
	5197.500	-30.37	-13	-17.37	-37.78	12.84	5.43
	6930.000	-34.69	-13	-21.69	-39.96	11.73	6.46
	8662.500	-41.42	-13	-28.42	-46.34	11.87	6.95
	10395.000	-39.72	-13	-26.72	-43.79	11.75	7.68
	12127.500	-38.40	-13	-25.40	-43.49	13.35	8.26
V	3465.000	-40.14	-13	-27.14	-48.29	12.53	4.38
	5197.500	-34.92	-13	-21.92	-42.33	12.84	5.43
	6930.000	-33.87	-13	-20.87	-39.14	11.73	6.46
	8662.500	-41.45	-13	-28.45	-46.37	11.87	6.95
	10395.000	-40.42	-13	-27.42	-44.49	11.75	7.68
	12127.500	-38.86	-13	-25.86	-43.95	13.35	8.26

Emission Level=SG(Signal Generator) Level+Antenna Gain-Cable Loss.

BW 5M_CH 20175_QPSK_1RB12

Antenna Polarity	Frequency (MHz)	Emission Level (dBm)	Limit (dBm)	Margin (dB)	SG Level (dBm)	Antenna Gain (dBi)	Cable Loss (dB)
H	3465.000	-40.69	-13	-27.69	-48.84	12.53	4.38
	5197.500	-37.73	-13	-24.73	-45.14	12.84	5.43
	6930.000	-30.41	-13	-17.41	-35.68	11.73	6.46
	8662.500	-41.10	-13	-28.10	-46.02	11.87	6.95
	10395.000	-40.06	-13	-27.06	-44.13	11.75	7.68
	12127.500	-39.99	-13	-26.99	-45.08	13.35	8.26
V	3465.000	-40.20	-13	-27.20	-48.35	12.53	4.38
	5197.500	-39.55	-13	-26.55	-46.96	12.84	5.43
	6930.000	-30.85	-13	-17.85	-36.12	11.73	6.46
	8662.500	-41.23	-13	-28.23	-46.15	11.87	6.95
	10395.000	-40.35	-13	-27.35	-44.42	11.75	7.68
	12127.500	-39.47	-13	-26.47	-44.56	13.35	8.26

Emission Level=SG(Signal Generator) Level+Antenna Gain-Cable Loss.

BW 5M_CH 20375_16-QAM_1RB12

Antenna Polarity	Frequency (MHz)	Emission Level (dBm)	Limit (dBm)	Margin (dB)	SG Level (dBm)	Antenna Gain (dBi)	Cable Loss (dB)
H	3505.000	-40.30	-13	-27.30	-48.50	12.61	4.41
	5257.500	-33.56	-13	-20.56	-40.99	12.90	5.48
	7010.000	-33.16	-13	-20.16	-38.26	11.64	6.54
	8762.500	-41.82	-13	-28.82	-46.71	11.88	6.98
	10515.000	-39.83	-13	-26.83	-43.74	11.66	7.75
	12267.500	-39.03	-13	-26.03	-44.27	13.54	8.30
V	3505.000	-42.18	-13	-29.18	-50.38	12.61	4.41
	5257.500	-36.62	-13	-23.62	-44.05	12.90	5.48
	7010.000	-33.26	-13	-20.26	-38.36	11.64	6.54
	8762.500	-40.85	-13	-27.85	-45.74	11.88	6.98
	10515.000	-39.75	-13	-26.75	-43.66	11.66	7.75
	12267.500	-39.78	-13	-26.78	-45.02	13.54	8.30

Emission Level=SG(Signal Generator) Level+Antenna Gain-Cable Loss.

BW 5M_CH 20375_QPSK_1RB12

Antenna Polarity	Frequency (MHz)	Emission Level (dBm)	Limit (dBm)	Margin (dB)	SG Level (dBm)	Antenna Gain (dBi)	Cable Loss (dB)
H	3505.000	-41.32	-13	-28.32	-49.52	12.61	4.41
	5257.500	-41.79	-13	-28.79	-49.22	12.90	5.48
	7010.000	-31.19	-13	-18.19	-36.29	11.64	6.54
	8762.500	-40.37	-13	-27.37	-45.26	11.88	6.98
	10515.000	-38.66	-13	-25.66	-42.57	11.66	7.75
	12267.500	-38.46	-13	-25.46	-43.70	13.54	8.30
V	3505.000	-37.57	-13	-24.57	-45.77	12.61	4.41
	5257.500	-34.17	-13	-21.17	-41.60	12.90	5.48
	7010.000	-31.44	-13	-18.44	-36.54	11.64	6.54
	8762.500	-41.19	-13	-28.19	-46.08	11.88	6.98
	10515.000	-40.66	-13	-27.66	-44.57	11.66	7.75

Emission Level=SG(Signal Generator) Level+Antenna Gain-Cable Loss.

BW 10M_CH 20000_16-QAM_1RB24

Antenna Polarity	Frequency (MHz)	Emission Level (dBm)	Limit (dBm)	Margin (dB)	SG Level (dBm)	Antenna Gain (dBi)	Cable Loss (dB)
H	3430.000	-39.68	-13	-26.68	-47.78	12.46	4.36
	5145.000	-32.47	-13	-19.47	-39.87	12.79	5.40
	6860.000	-33.58	-13	-20.58	-39.02	11.82	6.38
	8575.000	-40.21	-13	-27.21	-45.16	11.87	6.92
	10290.000	-40.06	-13	-27.06	-44.27	11.84	7.63
	12005.000	-39.03	-13	-26.03	-43.99	13.19	8.23
V	3430.000	-42.13	-13	-29.13	-50.23	12.46	4.36
	5145.000	-37.68	-13	-24.68	-45.08	12.79	5.40
	6860.000	-33.08	-13	-20.08	-38.52	11.82	6.38
	8575.000	-40.40	-13	-27.40	-45.35	11.87	6.92
	10290.000	-39.26	-13	-26.26	-43.47	11.84	7.63
	12005.000	-39.88	-13	-26.88	-44.84	13.19	8.23

Emission Level=SG(Signal Generator) Level+Antenna Gain-Cable Loss.

BW 10M_CH 20000_QPSK_1RB24

Antenna Polarity	Frequency (MHz)	Emission Level (dBm)	Limit (dBm)	Margin (dB)	SG Level (dBm)	Antenna Gain (dBi)	Cable Loss (dB)
H	3430.000	-40.19	-13	-27.19	-48.29	12.46	4.36
	5145.000	-35.63	-13	-22.63	-43.03	12.79	5.40
	6860.000	-31.61	-13	-18.61	-37.05	11.82	6.38
	8575.000	-39.23	-13	-26.23	-44.18	11.87	6.92
	10290.000	-38.77	-13	-25.77	-42.98	11.84	7.63
	12005.000	-39.42	-13	-26.42	-44.38	13.19	8.23
V	3430.000	-41.22	-13	-28.22	-49.32	12.46	4.36
	5145.000	-35.58	-13	-22.58	-42.98	12.79	5.40
	6860.000	-30.48	-13	-17.48	-35.92	11.82	6.38
	8575.000	-39.17	-13	-26.17	-44.12	11.87	6.92
	10290.000	-40.15	-13	-27.15	-44.36	11.84	7.63
	12005.000	-39.31	-13	-26.31	-44.27	13.19	8.23

Emission Level=SG(Signal Generator) Level+Antenna Gain-Cable Loss.

BW 10M_CH 20175_16-QAM_1RB24

Antenna Polarity	Frequency (MHz)	Emission Level (dBm)	Limit (dBm)	Margin (dB)	SG Level (dBm)	Antenna Gain (dBi)	Cable Loss (dB)
H	3465.000	-38.97	-13	-25.97	-47.12	12.53	4.38
	5197.500	-33.44	-13	-20.44	-40.85	12.84	5.43
	6930.000	-32.51	-13	-19.51	-37.78	11.73	6.46
	8662.500	-40.16	-13	-27.16	-45.08	11.87	6.95
	10395.000	-39.76	-13	-26.76	-43.83	11.75	7.68
	12127.500	-39.84	-13	-26.84	-44.93	13.35	8.26
V	3465.000	-38.14	-13	-25.14	-46.29	12.53	4.38
	5197.500	-34.95	-13	-21.95	-42.36	12.84	5.43
	6930.000	-32.66	-13	-19.66	-37.93	11.73	6.46
	8662.500	-40.42	-13	-27.42	-45.34	11.87	6.95
	10395.000	-38.83	-13	-25.83	-42.90	11.75	7.68
	12127.500	-38.96	-13	-25.96	-44.05	13.35	8.26

Emission Level=SG(Signal Generator) Level+Antenna Gain-Cable Loss.

BW 10M_CH 20175_QPSK_1RB24

Antenna Polarity	Frequency (MHz)	Emission Level (dBm)	Limit (dBm)	Margin (dB)	SG Level (dBm)	Antenna Gain (dBi)	Cable Loss (dB)
H	3465.000	-39.58	-13	-26.58	-47.73	12.53	4.38
	5197.500	-36.55	-13	-23.55	-43.96	12.84	5.43
	6930.000	-29.87	-13	-16.87	-35.14	11.73	6.46
	8662.500	-40.21	-13	-27.21	-45.13	11.87	6.95
	10395.000	-40.59	-13	-27.59	-44.66	11.75	7.68
	12127.500	-39.43	-13	-26.43	-44.52	13.35	8.26
V	3465.000	-37.88	-13	-24.88	-46.03	12.53	4.38
	5197.500	-33.84	-13	-20.84	-41.25	12.84	5.43
	6930.000	-32.83	-13	-19.83	-38.10	11.73	6.46
	8662.500	-40.38	-13	-27.38	-45.30	11.87	6.95
	10395.000	-40.26	-13	-27.26	-44.33	11.75	7.68
	12127.500	-39.12	-13	-26.12	-44.21	13.35	8.26

Emission Level=SG(Signal Generator) Level+Antenna Gain-Cable Loss.

BW 10M_CH 20350_16-QAM_1RB24

Antenna Polarity	Frequency (MHz)	Emission Level (dBm)	Limit (dBm)	Margin (dB)	SG Level (dBm)	Antenna Gain (dBi)	Cable Loss (dB)
H	3500.000	-39.37	-13	-26.37	-47.57	12.61	4.41
	5250.000	-32.86	-13	-19.86	-40.28	12.89	5.47
	7000.000	-32.12	-13	-19.12	-37.23	11.65	6.54
	8750.000	-40.50	-13	-27.50	-45.40	11.88	6.98
	10500.000	-40.03	-13	-27.03	-43.95	11.66	7.74
	12250.000	-40.07	-13	-27.07	-45.29	13.52	8.30
V	3500.000	-41.36	-13	-28.36	-49.56	12.61	4.41
	5250.000	-38.15	-13	-25.15	-45.57	12.89	5.47
	7000.000	-37.64	-13	-24.64	-42.75	11.65	6.54
	8750.000	-40.79	-13	-27.79	-45.69	11.88	6.98
	10500.000	-41.55	-13	-28.55	-45.47	11.66	7.74
	12250.000	-40.55	-13	-27.55	-45.77	13.52	8.30

Emission Level=SG(Signal Generator) Level+Antenna Gain-Cable Loss.

BW 10M_CH 20350_QPSK_1RB24

Antenna Polarity	Frequency (MHz)	Emission Level (dBm)	Limit (dBm)	Margin (dB)	SG Level (dBm)	Antenna Gain (dBi)	Cable Loss (dB)
H	3500.000	-38.80	-13	-25.80	-47.00	12.61	4.41
	5250.000	-33.86	-13	-20.86	-41.28	12.89	5.47
	7000.000	-31.28	-13	-18.28	-36.39	11.65	6.54
	8750.000	-41.48	-13	-28.48	-46.38	11.88	6.98
	10500.000	-40.28	-13	-27.28	-44.20	11.66	7.74
	12250.000	-39.76	-13	-26.76	-44.98	13.52	8.30
V	3500.000	-38.14	-13	-25.14	-46.34	12.61	4.41
	5250.000	-34.96	-13	-21.96	-42.38	12.89	5.47
	7000.000	-30.15	-13	-17.15	-35.26	11.65	6.54
	8750.000	-40.23	-13	-27.23	-45.13	11.88	6.98
	10500.000	-39.82	-13	-26.82	-43.74	11.66	7.74
	12250.000	-38.52	-13	-25.52	-43.74	13.52	8.30

Emission Level=SG(Signal Generator) Level+Antenna Gain-Cable Loss.

BW 15M_CH 20025_16-QAM_1RB37

Antenna Polarity	Frequency (MHz)	Emission Level (dBm)	Limit (dBm)	Margin (dB)	SG Level (dBm)	Antenna Gain (dBi)	Cable Loss (dB)
H	3425.000	-39.74	-13	-26.74	-47.83	12.45	4.36
	5152.500	-35.39	-13	-22.39	-42.79	12.80	5.40
	6870.000	-32.96	-13	-19.96	-38.37	11.81	6.39
	8587.500	-40.17	-13	-27.17	-45.12	11.87	6.92
	10305.000	-39.37	-13	-26.37	-43.56	11.83	7.64
	12022.500	-40.03	-13	-27.03	-45.01	13.21	8.23
V	3435.000	-40.47	-13	-27.47	-48.58	12.47	4.36
	5152.500	-38.17	-13	-25.17	-45.57	12.80	5.40
	6870.000	-30.24	-13	-17.24	-35.65	11.81	6.39
	8587.500	-41.73	-13	-28.73	-46.68	11.87	6.92
	10305.000	-40.17	-13	-27.17	-44.36	11.83	7.64
	12022.500	-39.77	-13	-26.77	-44.75	13.21	8.23

Emission Level=SG(Signal Generator) Level+Antenna Gain-Cable Loss.

BW 15M_CH 20025_QPSK_1RB37

Antenna Polarity	Frequency (MHz)	Emission Level (dBm)	Limit (dBm)	Margin (dB)	SG Level (dBm)	Antenna Gain (dBi)	Cable Loss (dB)
H	3435.000	-40.35	-13	-27.35	-48.46	12.47	4.36
	5152.500	-35.64	-13	-22.64	-43.04	12.80	5.40
	6870.000	-31.22	-13	-18.22	-36.63	11.81	6.39
	8587.500	-40.67	-13	-27.67	-45.62	11.87	6.92
	10305.000	-39.52	-13	-26.52	-43.71	11.83	7.64
	12022.500	-39.90	-13	-26.90	-44.88	13.21	8.23
V	3435.000	-42.26	-13	-29.26	-50.37	12.47	4.36
	5152.500	-37.54	-13	-24.54	-44.94	12.80	5.40
	6870.000	-34.58	-13	-21.58	-39.99	11.81	6.39
	8587.500	-41.23	-13	-28.23	-46.18	11.87	6.92
	10305.000	-40.27	-13	-27.27	-44.46	11.83	7.64
	12022.500	-39.45	-13	-26.45	-44.43	13.21	8.23

Emission Level=SG(Signal Generator) Level+Antenna Gain-Cable Loss.

BW 15M_CH 20175_16-QAM_1RB37

Antenna Polarity	Frequency (MHz)	Emission Level (dBm)	Limit (dBm)	Margin (dB)	SG Level (dBm)	Antenna Gain (dBi)	Cable Loss (dB)
H	3465.000	-38.47	-13	-25.47	-46.62	12.53	4.38
	5197.500	-34.52	-13	-21.52	-41.93	12.84	5.43
	6930.000	-32.40	-13	-19.40	-37.67	11.73	6.46
	8662.500	-41.12	-13	-28.12	-46.04	11.87	6.95
	10395.000	-40.05	-13	-27.05	-44.12	11.75	7.68
	12127.500	-39.48	-13	-26.48	-44.57	13.35	8.26
V	3465.000	-39.96	-13	-26.96	-48.11	12.53	4.38
	5197.500	-34.38	-13	-21.38	-41.79	12.84	5.43
	6930.000	-32.11	-13	-19.11	-37.38	11.73	6.46
	8662.500	-41.33	-13	-28.33	-46.25	11.87	6.95
	10395.000	-41.11	-13	-28.11	-45.18	11.75	7.68
	12127.500	-39.47	-13	-26.47	-44.56	13.35	8.26

Emission Level=SG(Signal Generator) Level+Antenna Gain-Cable Loss.

BW 15M_CH 20175_QPSK_1RB37

Antenna Polarity	Frequency (MHz)	Emission Level (dBm)	Limit (dBm)	Margin (dB)	SG Level (dBm)	Antenna Gain (dBi)	Cable Loss (dB)
H	3465.000	-40.54	-13	-27.54	-48.69	12.53	4.38
	5197.500	-37.89	-13	-24.89	-45.30	12.84	5.43
	6930.000	-29.49	-13	-16.49	-34.76	11.73	6.46
	8662.500	-41.18	-13	-28.18	-46.10	11.87	6.95
	10395.000	-40.22	-13	-27.22	-44.29	11.75	7.68
	12127.500	-40.09	-13	-27.09	-45.18	13.35	8.26
V	3465.000	-40.29	-13	-27.29	-48.44	12.53	4.38
	5197.500	-40.11	-13	-27.11	-47.52	12.84	5.43
	6930.000	-31.27	-13	-18.27	-36.54	11.73	6.46
	8662.500	-41.35	-13	-28.35	-46.27	11.87	6.95
	10395.000	-40.07	-13	-27.07	-44.14	11.75	7.68
	12127.500	-39.52	-13	-26.52	-44.61	13.35	8.26

Emission Level=SG(Signal Generator) Level+Antenna Gain-Cable Loss.

BW 15M_CH 20325_16-QAM_1RB37

Antenna Polarity	Frequency (MHz)	Emission Level (dBm)	Limit (dBm)	Margin (dB)	SG Level (dBm)	Antenna Gain (dBi)	Cable Loss (dB)
H	3495.000	-40.10	-13	-27.10	-48.29	12.60	4.41
	5242.500	-35.27	-13	-22.27	-42.69	12.89	5.47
	6990.000	-33.36	-13	-20.36	-38.50	11.66	6.53
	8737.500	-41.78	-13	-28.78	-46.68	11.88	6.97
	10485.000	-39.88	-13	-26.88	-43.82	11.67	7.73
	12232.500	-39.39	-13	-26.39	-44.59	13.50	8.29
V	3495.000	-41.40	-13	-28.40	-49.59	12.60	4.41
	5242.500	-36.67	-13	-23.67	-44.09	12.89	5.47
	6990.000	-32.12	-13	-19.12	-37.26	11.66	6.53
	8737.500	-40.82	-13	-27.82	-45.72	11.88	6.97
	10485.000	-39.42	-13	-26.42	-43.36	11.67	7.73
	12232.500	-39.13	-13	-26.13	-44.33	13.50	8.29

Emission Level=SG(Signal Generator) Level+Antenna Gain-Cable Loss.

BW 15M_CH 20325_QPSK_1RB37

Antenna Polarity	Frequency (MHz)	Emission Level (dBm)	Limit (dBm)	Margin (dB)	SG Level (dBm)	Antenna Gain (dBi)	Cable Loss (dB)
H	3495.000	-40.73	-13	-27.73	-48.92	12.60	4.41
	5242.500	-35.84	-13	-22.84	-43.26	12.89	5.47
	6990.000	-29.30	-13	-16.30	-34.44	11.66	6.53
	8737.500	-41.41	-13	-28.41	-46.31	11.88	6.97
	10485.000	-40.33	-13	-27.33	-44.27	11.67	7.73
	12232.500	-40.12	-13	-27.12	-45.32	13.50	8.29
V	3495.000	-38.38	-13	-25.38	-46.57	12.60	4.41
	5242.500	-35.50	-13	-22.50	-42.92	12.89	5.47
	6990.000	-31.31	-13	-18.31	-36.45	11.66	6.53
	8737.500	-41.32	-13	-28.32	-46.22	11.88	6.97
	10485.000	-40.30	-13	-27.30	-44.24	11.67	7.73
	12232.500	-40.07	-13	-27.07	-45.27	13.50	8.29

Emission Level=SG(Signal Generator) Level+Antenna Gain-Cable Loss.

BW 20M_CH 20050_16-QAM_1RB49

Antenna Polarity	Frequency (MHz)	Emission Level (dBm)	Limit (dBm)	Margin (dB)	SG Level (dBm)	Antenna Gain (dBi)	Cable Loss (dB)
H	3440.000	-39.62	-13	-26.62	-47.73	12.48	4.37
	5160.000	-33.55	-13	-20.55	-40.95	12.81	5.41
	6880.000	-29.32	-13	-16.32	-34.71	11.79	6.40
	8600.000	-40.11	-13	-27.11	-45.05	11.87	6.93
	10320.000	-39.95	-13	-26.95	-44.12	11.81	7.64
	12040.000	-39.73	-13	-26.73	-44.73	13.23	8.24
V	3440.000	-43.10	-13	-30.10	-51.21	12.48	4.37
	5160.000	-38.77	-13	-25.77	-46.17	12.81	5.41
	6880.000	-32.31	-13	-19.31	-37.70	11.79	6.40
	8600.000	-42.02	-13	-29.02	-46.96	11.87	6.93
	10320.000	-40.61	-13	-27.61	-44.78	11.81	7.64
	12040.000	-39.56	-13	-26.56	-44.56	13.23	8.24

Emission Level=SG(Signal Generator) Level+Antenna Gain-Cable Loss.

BW 20M_CH 20050_QPSK_1RB49

Antenna Polarity	Frequency (MHz)	Emission Level (dBm)	Limit (dBm)	Margin (dB)	SG Level (dBm)	Antenna Gain (dBi)	Cable Loss (dB)
H	3440.000	-40.08	-13	-27.08	-48.19	12.48	4.37
	5160.000	-34.73	-13	-21.73	-42.13	12.81	5.41
	6880.000	-30.59	-13	-17.59	-35.98	11.79	6.40
	8600.000	-39.28	-13	-26.28	-44.22	11.87	6.93
	10320.000	-39.03	-13	-26.03	-43.20	11.81	7.64
	12040.000	-39.58	-13	-26.58	-44.58	13.23	8.24
V	3440.000	-41.03	-13	-28.03	-49.14	12.48	4.37
	5160.000	-34.72	-13	-21.72	-42.12	12.81	5.41
	6880.000	-29.92	-13	-16.92	-35.31	11.79	6.40
	8600.000	-38.82	-13	-25.82	-43.76	11.87	6.93
	10320.000	-40.25	-13	-27.25	-44.42	11.81	7.64
	12040.000	-40.41	-13	-27.41	-45.41	13.23	8.24

Emission Level=SG(Signal Generator) Level+Antenna Gain-Cable Loss.

BW 20M_CH 20175_16-QAM_1RB49

Antenna Polarity	Frequency (MHz)	Emission Level (dBm)	Limit (dBm)	Margin (dB)	SG Level (dBm)	Antenna Gain (dBi)	Cable Loss (dB)
H	3465.000	-38.80	-13	-25.80	-46.95	12.53	4.38
	5197.500	-33.22	-13	-20.22	-40.63	12.84	5.43
	6930.000	-32.47	-13	-19.47	-37.74	11.73	6.46
	8662.500	-40.06	-13	-27.06	-44.98	11.87	6.95
	10395.000	-39.19	-13	-26.19	-43.26	11.75	7.68
	12127.500	-39.82	-13	-26.82	-44.91	13.35	8.26
V	3465.000	-38.26	-13	-25.26	-46.41	12.53	4.38
	5197.500	-34.88	-13	-21.88	-42.29	12.84	5.43
	6930.000	-32.57	-13	-19.57	-37.84	11.73	6.46
	8662.500	-40.46	-13	-27.46	-45.38	11.87	6.95
	10395.000	-40.67	-13	-27.67	-44.74	11.75	7.68
	12127.500	-39.71	-13	-26.71	-44.80	13.35	8.26

Emission Level=SG(Signal Generator) Level+Antenna Gain-Cable Loss.

BW 20M_CH 20175_QPSK_1RB49

Antenna Polarity	Frequency (MHz)	Emission Level (dBm)	Limit (dBm)	Margin (dB)	SG Level (dBm)	Antenna Gain (dBi)	Cable Loss (dB)
H	3465.000	-39.45	-13	-26.45	-47.60	12.53	4.38
	5197.500	-36.51	-13	-23.51	-43.92	12.84	5.43
	6930.000	-29.96	-13	-16.96	-35.23	11.73	6.46
	8662.500	-40.28	-13	-27.28	-45.20	11.87	6.95
	10395.000	-40.66	-13	-27.66	-44.73	11.75	7.68
	12127.500	-39.55	-13	-26.55	-44.64	13.35	8.26
V	3465.000	-37.90	-13	-24.90	-46.05	12.53	4.38
	5197.500	-33.82	-13	-20.82	-41.23	12.84	5.43
	6930.000	-32.95	-13	-19.95	-38.22	11.73	6.46
	8662.500	-40.06	-13	-27.06	-44.98	11.87	6.95
	10395.000	-40.55	-13	-27.55	-44.62	11.75	7.68
	12127.500	-39.14	-13	-26.14	-44.23	13.35	8.26

Emission Level=SG(Signal Generator) Level+Antenna Gain-Cable Loss.

BW 20M_CH 20300_16-QAM_1RB49

Antenna Polarity	Frequency (MHz)	Emission Level (dBm)	Limit (dBm)	Margin (dB)	SG Level (dBm)	Antenna Gain (dBi)	Cable Loss (dB)
H	3490.000	-39.55	-13	-26.55	-47.74	12.59	4.40
	5235.000	-32.09	-13	-19.09	-39.51	12.88	5.46
	6980.000	-33.35	-13	-20.35	-38.51	11.67	6.51
	8725.000	-42.62	-13	-29.62	-47.53	11.88	6.97
	10470.000	-40.51	-13	-27.51	-44.47	11.69	7.73
	12215.000	-40.65	-13	-27.65	-45.83	13.47	8.29
V	3490.000	-41.22	-13	-28.22	-49.41	12.59	4.40
	5235.000	-39.15	-13	-26.15	-46.57	12.88	5.46
	6980.000	-31.77	-13	-18.77	-36.93	11.67	6.51
	8725.000	-41.18	-13	-28.18	-46.09	11.88	6.97
	10470.000	-41.35	-13	-28.35	-45.31	11.69	7.73
	12215.000	-40.16	-13	-27.16	-45.34	13.47	8.29

Emission Level=SG(Signal Generator) Level+Antenna Gain-Cable Loss.

BW 20M_CH 20300_QPSK_1RB49

Antenna Polarity	Frequency (MHz)	Emission Level (dBm)	Limit (dBm)	Margin (dB)	SG Level (dBm)	Antenna Gain (dBi)	Cable Loss (dB)
H	3490.000	-39.48	-13	-26.48	-47.67	12.59	4.40
	5235.000	-40.04	-13	-27.04	-47.46	12.88	5.46
	6980.000	-32.87	-13	-19.87	-38.03	11.67	6.51
	8725.000	-41.27	-13	-28.27	-46.18	11.88	6.97
	10470.000	-40.81	-13	-27.81	-44.77	11.69	7.73
	12215.000	-39.96	-13	-26.96	-45.14	13.47	8.29
V	3490.000	-38.85	-13	-25.85	-47.04	12.59	4.40
	5235.000	-35.99	-13	-22.99	-43.41	12.88	5.46
	6980.000	-30.32	-13	-17.32	-35.48	11.67	6.51
	8725.000	-40.33	-13	-27.33	-45.24	11.88	6.97
	10470.000	-40.07	-13	-27.07	-44.03	11.69	7.73
	12215.000	-40.43	-13	-27.43	-45.61	13.47	8.29

Emission Level=SG(Signal Generator) Level+Antenna Gain-Cable Loss.

Product	Module		
Test Item	Radiated Spurious Emissions		
Test Mode	Mode 3: LTE Band 5		
Date of Test	2019/12/17	Test Site	CB2-H
Temperature (°C)	23.0°C	Humidity (%RH)	54%RH

BW 1.4M_CH 20407_16-QAM_1RB2

Antenna Polarity	Frequency (MHz)	Emission Level (dBm)	Limit (dBm)	Margin (dB)	SG Level (dBm)	Antenna Gain (dBi)	Cable Loss (dB)
H	1649.400	-40.32	-13	-27.32	-46.62	9.29	2.99
	2474.100	-43.44	-13	-30.44	-50.34	10.59	3.68
	3298.800	-41.28	-13	-28.28	-49.19	12.17	4.26
	4123.500	-49.30	-13	-36.30	-57.17	12.61	4.74
	4948.200	-48.37	-13	-35.37	-55.76	12.65	5.26
	5772.900	-46.72	-13	-33.72	-54.04	13.06	5.74
V	1649.400	-38.81	-13	-25.81	-45.11	9.29	2.99
	2474.100	-32.69	-13	-19.69	-39.59	10.59	3.68
	3298.800	-45.55	-13	-32.55	-53.46	12.17	4.26
	4123.500	-49.96	-13	-36.96	-57.83	12.61	4.74
	4948.200	-48.50	-13	-35.50	-55.89	12.65	5.26
	5772.900	-46.69	-13	-33.69	-54.01	13.06	5.74

Emission Level=SG(Signal Generator) Level+Antenna Gain-Cable Loss.

BW 1.4M_CH 20407_QPSK_1RB2

Antenna Polarity	Frequency (MHz)	Emission Level (dBm)	Limit (dBm)	Margin (dB)	SG Level (dBm)	Antenna Gain (dBi)	Cable Loss (dB)
H	1649.400	-40.08	-13	-27.08	-46.38	9.29	2.99
	2474.100	-43.98	-13	-30.98	-50.88	10.59	3.68
	3298.800	-41.24	-13	-28.24	-49.15	12.17	4.26
	4123.500	-49.02	-13	-36.02	-56.89	12.61	4.74
	4948.200	-48.07	-13	-35.07	-55.46	12.65	5.26
	5772.900	-46.56	-13	-33.56	-53.88	13.06	5.74
V	1649.400	-38.90	-13	-25.90	-45.20	9.29	2.99
	2474.100	-32.87	-13	-19.87	-39.77	10.59	3.68
	3298.800	-45.59	-13	-32.59	-53.50	12.17	4.26
	4123.500	-49.76	-13	-36.76	-57.63	12.61	4.74
	4948.200	-48.46	-13	-35.46	-55.85	12.65	5.26
	5772.900	-46.61	-13	-33.61	-53.93	13.06	5.74

Emission Level=SG(Signal Generator) Level+Antenna Gain-Cable Loss.

BW 1.4M_CH 20525_16-QAM_1RB2

Antenna Polarity	Frequency (MHz)	Emission Level (dBm)	Limit (dBm)	Margin (dB)	SG Level (dBm)	Antenna Gain (dBi)	Cable Loss (dB)
H	1673.000	-39.58	-13	-26.58	-45.93	9.36	3.01
	2509.500	-43.25	-13	-30.25	-50.16	10.62	3.71
	3346.000	-41.39	-13	-28.39	-49.37	12.27	4.30
	4182.500	-48.81	-13	-35.81	-56.65	12.62	4.78
	5019.000	-48.44	-13	-35.44	-55.80	12.67	5.31
	5855.500	-47.21	-13	-34.21	-54.48	13.04	5.77
V	1673.000	-38.78	-13	-25.78	-45.13	9.36	3.01
	2509.500	-32.22	-13	-19.22	-39.13	10.62	3.71
	3346.000	-45.59	-13	-32.59	-53.57	12.27	4.30
	4182.500	-49.47	-13	-36.47	-57.31	12.62	4.78
	5019.000	-48.49	-13	-35.49	-55.85	12.67	5.31
	5855.500	-46.75	-13	-33.75	-54.02	13.04	5.77

Emission Level=SG(Signal Generator) Level+Antenna Gain-Cable Loss.

BW 1.4M_CH 20525_QPSK_1RB2

Antenna Polarity	Frequency (MHz)	Emission Level (dBm)	Limit (dBm)	Margin (dB)	SG Level (dBm)	Antenna Gain (dBi)	Cable Loss (dB)
H	1673.000	-39.96	-13	-26.96	-46.31	9.36	3.01
	2509.500	-43.15	-13	-30.15	-50.06	10.62	3.71
	3346.000	-41.50	-13	-28.50	-49.48	12.27	4.30
	4182.500	-48.86	-13	-35.86	-56.70	12.62	4.78
	5019.000	-48.25	-13	-35.25	-55.61	12.67	5.31
	5855.500	-47.06	-13	-34.06	-54.33	13.04	5.77
V	1673.000	-38.81	-13	-25.81	-45.16	9.36	3.01
	2509.500	-32.60	-13	-19.60	-39.51	10.62	3.71
	3346.000	-45.61	-13	-32.61	-53.59	12.27	4.30
	4182.500	-49.83	-13	-36.83	-57.67	12.62	4.78
	5019.000	-48.53	-13	-35.53	-55.89	12.67	5.31
	5855.500	-46.77	-13	-33.77	-54.04	13.04	5.77

Emission Level=SG(Signal Generator) Level+Antenna Gain-Cable Loss.

BW 1.4M_CH 20643_16-QAM_1RB2

Antenna Polarity	Frequency (MHz)	Emission Level (dBm)	Limit (dBm)	Margin (dB)	SG Level (dBm)	Antenna Gain (dBi)	Cable Loss (dB)
H	1696.600	-38.83	-13	-25.83	-45.23	9.43	3.03
	2544.900	-42.98	-13	-29.98	-49.93	10.68	3.73
	3393.200	-41.37	-13	-28.37	-49.42	12.38	4.33
	4241.500	-48.56	-13	-35.56	-56.37	12.63	4.82
	5089.800	-48.91	-13	-35.91	-56.29	12.74	5.36
	5938.100	-47.15	-13	-34.15	-54.37	13.02	5.80
V	1696.600	-38.58	-13	-25.58	-44.98	9.43	3.03
	2544.900	-32.44	-13	-19.44	-39.39	10.68	3.73
	3393.200	-44.43	-13	-31.43	-52.48	12.38	4.33
	4241.500	-49.86	-13	-36.86	-57.67	12.63	4.82
	5089.800	-48.26	-13	-35.26	-55.64	12.74	5.36
	5938.100	-48.77	-13	-35.77	-55.99	13.02	5.80

Emission Level=SG(Signal Generator) Level+Antenna Gain-Cable Loss.

BW 1.4M_CH 20643_QPSK_1RB2

Antenna Polarity	Frequency (MHz)	Emission Level (dBm)	Limit (dBm)	Margin (dB)	SG Level (dBm)	Antenna Gain (dBi)	Cable Loss (dB)
H	1696.600	-38.87	-13	-25.87	-45.27	9.43	3.03
	2544.900	-43.07	-13	-30.07	-50.02	10.68	3.73
	3393.200	-41.45	-13	-28.45	-49.50	12.38	4.33
	4241.500	-48.79	-13	-35.79	-56.60	12.63	4.82
	5089.800	-48.86	-13	-35.86	-56.24	12.74	5.36
	5938.100	-47.20	-13	-34.20	-54.42	13.02	5.80
V	1696.600	-38.61	-13	-25.61	-45.01	9.43	3.03
	2544.900	-32.51	-13	-19.51	-39.46	10.68	3.73
	3393.200	-45.58	-13	-32.58	-53.63	12.38	4.33
	4241.500	-49.79	-13	-36.79	-57.60	12.63	4.82
	5089.800	-48.47	-13	-35.47	-55.85	12.74	5.36
	5938.100	-48.82	-13	-35.82	-56.04	13.02	5.80

Emission Level=SG(Signal Generator) Level+Antenna Gain-Cable Loss.

BW 3M_CH 20415_16-QAM_1RB7

Antenna Polarity	Frequency (MHz)	Emission Level (dBm)	Limit (dBm)	Margin (dB)	SG Level (dBm)	Antenna Gain (dBi)	Cable Loss (dB)
H	1651.000	-40.66	-13	-27.66	-46.97	9.30	2.99
	2476.500	-45.03	-13	-32.03	-51.93	10.59	3.69
	3302.000	-41.16	-13	-28.16	-49.07	12.18	4.26
	4127.500	-48.05	-13	-35.05	-55.92	12.62	4.74
	4953.000	-47.73	-13	-34.73	-55.12	12.65	5.26
	5778.500	-46.28	-13	-33.28	-53.60	13.06	5.74
V	1651.000	-38.76	-13	-25.76	-45.07	9.30	2.99
	2476.500	-32.75	-13	-19.75	-39.65	10.59	3.69
	3302.000	-49.84	-13	-36.84	-57.75	12.18	4.26
	4127.500	-49.96	-13	-36.96	-57.83	12.62	4.74
	4953.000	-44.48	-13	-31.48	-51.87	12.65	5.26
	5778.500	-49.05	-13	-36.05	-56.37	13.06	5.74

Emission Level=SG(Signal Generator) Level+Antenna Gain-Cable Loss.

BW 3M_CH 20415_QPSK_1RB7

Antenna Polarity	Frequency (MHz)	Emission Level (dBm)	Limit (dBm)	Margin (dB)	SG Level (dBm)	Antenna Gain (dBi)	Cable Loss (dB)
H	1649.400	-40.28	-13	-27.28	-46.58	9.29	2.99
	2476.500	-43.48	-13	-30.48	-50.38	10.59	3.69
	3302.000	-40.98	-13	-27.98	-48.89	12.18	4.26
	4127.500	-49.33	-13	-36.33	-57.20	12.62	4.74
	4953.000	-48.27	-13	-35.27	-55.66	12.65	5.26
	5778.500	-46.75	-13	-33.75	-54.07	13.06	5.74
V	1651.000	-38.85	-13	-25.85	-45.16	9.30	2.99
	2476.500	-32.14	-13	-19.14	-39.04	10.59	3.69
	3302.000	-45.60	-13	-32.60	-53.51	12.18	4.26
	4127.500	-49.50	-13	-36.50	-57.37	12.62	4.74
	4953.000	-48.99	-13	-35.99	-56.38	12.65	5.26
	5778.500	-47.07	-13	-34.07	-54.39	13.06	5.74

Emission Level=SG(Signal Generator) Level+Antenna Gain-Cable Loss.

BW 3M_CH 20525_16-QAM_1RB7

Antenna Polarity	Frequency (MHz)	Emission Level (dBm)	Limit (dBm)	Margin (dB)	SG Level (dBm)	Antenna Gain (dBi)	Cable Loss (dB)
H	1673.000	-39.29	-13	-26.29	-45.64	9.36	3.01
	2509.500	-43.03	-13	-30.03	-49.94	10.62	3.71
	3346.000	-41.41	-13	-28.41	-49.39	12.27	4.30
	4182.500	-48.92	-13	-35.92	-56.76	12.62	4.78
	5019.000	-48.50	-13	-35.50	-55.86	12.67	5.31
	5855.500	-47.33	-13	-34.33	-54.60	13.04	5.77
V	1673.000	-38.72	-13	-25.72	-45.07	9.36	3.01
	2509.500	-32.10	-13	-19.10	-39.01	10.62	3.71
	3346.000	-45.44	-13	-32.44	-53.42	12.27	4.30
	4182.500	-49.52	-13	-36.52	-57.36	12.62	4.78
	5019.000	-49.04	-13	-36.04	-56.40	12.67	5.31
	5855.500	-46.81	-13	-33.81	-54.08	13.04	5.77

Emission Level=SG(Signal Generator) Level+Antenna Gain-Cable Loss.

BW 3M_CH 20525_QPSK_1RB7

Antenna Polarity	Frequency (MHz)	Emission Level (dBm)	Limit (dBm)	Margin (dB)	SG Level (dBm)	Antenna Gain (dBi)	Cable Loss (dB)
H	1673.000	-39.83	-13	-26.83	-46.18	9.36	3.01
	2509.500	-43.23	-13	-30.23	-50.14	10.62	3.71
	3346.000	-41.49	-13	-28.49	-49.47	12.27	4.30
	4182.500	-48.93	-13	-35.93	-56.77	12.62	4.78
	5019.000	-48.05	-13	-35.05	-55.41	12.67	5.31
	5855.500	-47.11	-13	-34.11	-54.38	13.04	5.77
V	1673.000	-38.96	-13	-25.96	-45.31	9.36	3.01
	2509.500	-32.40	-13	-19.40	-39.31	10.62	3.71
	3346.000	-45.35	-13	-32.35	-53.33	12.27	4.30
	4182.500	-49.67	-13	-36.67	-57.51	12.62	4.78
	5019.000	-48.73	-13	-35.73	-56.09	12.67	5.31
	5855.500	-46.70	-13	-33.70	-53.97	13.04	5.77

Emission Level=SG(Signal Generator) Level+Antenna Gain-Cable Loss.

BW 3M_CH 20635_16-QAM_1RB7

Antenna Polarity	Frequency (MHz)	Emission Level (dBm)	Limit (dBm)	Margin (dB)	SG Level (dBm)	Antenna Gain (dBi)	Cable Loss (dB)
H	1695.000	-38.36	-13	-25.36	-44.76	9.43	3.03
	2542.500	-42.45	-13	-29.45	-49.40	10.68	3.73
	3390.000	-41.50	-13	-28.50	-49.54	12.37	4.33
	4237.500	-49.06	-13	-36.06	-56.87	12.63	4.82
	5085.000	-49.11	-13	-36.11	-56.49	12.73	5.35
	5932.500	-46.69	-13	-33.69	-53.91	13.02	5.80
V	1695.000	-38.62	-13	-25.62	-45.02	9.43	3.03
	2542.500	-32.38	-13	-19.38	-39.33	10.68	3.73
	3390.000	-43.34	-13	-30.34	-51.38	12.37	4.33
	4237.500	-48.99	-13	-35.99	-56.80	12.63	4.82
	5085.000	-48.30	-13	-35.30	-55.68	12.73	5.35
	5932.500	-49.08	-13	-36.08	-56.30	13.02	5.80

Emission Level=SG(Signal Generator) Level+Antenna Gain-Cable Loss.

BW 3M_CH 20635_QPSK_1RB7

Antenna Polarity	Frequency (MHz)	Emission Level (dBm)	Limit (dBm)	Margin (dB)	SG Level (dBm)	Antenna Gain (dBi)	Cable Loss (dB)
H	1695.000	-38.77	-13	-25.77	-45.17	9.43	3.03
	2542.500	-43.03	-13	-30.03	-49.98	10.68	3.73
	3390.000	-41.62	-13	-28.62	-49.66	12.37	4.33
	4237.500	-49.36	-13	-36.36	-57.17	12.63	4.82
	5085.000	-48.47	-13	-35.47	-55.85	12.73	5.35
	5932.500	-46.83	-13	-33.83	-54.05	13.02	5.80
V	1696.600	-38.51	-13	-25.51	-44.91	9.43	3.03
	2542.500	-32.49	-13	-19.49	-39.44	10.68	3.73
	3390.000	-45.37	-13	-32.37	-53.41	12.37	4.33
	4237.500	-49.70	-13	-36.70	-57.51	12.63	4.82
	5085.000	-48.53	-13	-35.53	-55.91	12.73	5.35
	5932.500	-48.79	-13	-35.79	-56.01	13.02	5.80

Emission Level=SG(Signal Generator) Level+Antenna Gain-Cable Loss.

BW 5M_CH 20425_16-QAM_1RB12

Antenna Polarity	Frequency (MHz)	Emission Level (dBm)	Limit (dBm)	Margin (dB)	SG Level (dBm)	Antenna Gain (dBi)	Cable Loss (dB)
H	1653.000	-39.83	-13	-26.83	-46.14	9.30	2.99
	2479.500	-45.22	-13	-32.22	-52.12	10.59	3.69
	3306.000	-41.27	-13	-28.27	-49.19	12.19	4.27
	4132.500	-47.89	-13	-34.89	-55.76	12.62	4.75
	4959.000	-47.62	-13	-34.62	-55.00	12.65	5.27
	5778.500	-46.28	-13	-33.28	-53.60	13.06	5.74
V	1653.000	-38.90	-13	-25.90	-45.21	9.30	2.99
	2479.500	-33.03	-13	-20.03	-39.93	10.59	3.69
	3306.000	-49.78	-13	-36.78	-57.70	12.19	4.27
	4132.500	-48.85	-13	-35.85	-56.72	12.62	4.75
	4959.000	-44.58	-13	-31.58	-51.96	12.65	5.27
	5785.500	-49.12	-13	-36.12	-56.43	13.06	5.75

Emission Level=SG(Signal Generator) Level+Antenna Gain-Cable Loss.

BW 5M_CH 20425_QPSK_1RB12

Antenna Polarity	Frequency (MHz)	Emission Level (dBm)	Limit (dBm)	Margin (dB)	SG Level (dBm)	Antenna Gain (dBi)	Cable Loss (dB)
H	1653.000	-40.41	-13	-27.41	-46.72	9.30	2.99
	2479.500	-43.55	-13	-30.55	-50.45	10.59	3.69
	3306.000	-40.77	-13	-27.77	-48.69	12.19	4.27
	4132.500	-49.47	-13	-36.47	-57.34	12.62	4.75
	4959.000	-48.33	-13	-35.33	-55.71	12.65	5.27
	5785.500	-46.83	-13	-33.83	-54.14	13.06	5.75
V	1651.000	-38.79	-13	-25.79	-45.10	9.30	2.99
	2479.500	-32.33	-13	-19.33	-39.23	10.59	3.69
	3306.000	-45.40	-13	-32.40	-53.32	12.19	4.27
	4132.500	-48.92	-13	-35.92	-56.79	12.62	4.75
	4959.000	-49.15	-13	-36.15	-56.53	12.65	5.27
	5785.500	-47.61	-13	-34.61	-54.92	13.06	5.75

Emission Level=SG(Signal Generator) Level+Antenna Gain-Cable Loss.

BW 5M_CH 20525_16-QAM_1RB12

Antenna Polarity	Frequency (MHz)	Emission Level (dBm)	Limit (dBm)	Margin (dB)	SG Level (dBm)	Antenna Gain (dBi)	Cable Loss (dB)
H	1673.000	-38.82	-13	-25.82	-45.17	9.36	3.01
	2509.500	-42.97	-13	-29.97	-49.88	10.62	3.71
	3346.000	-41.37	-13	-28.37	-49.35	12.27	4.30
	4182.500	-48.80	-13	-35.80	-56.64	12.62	4.78
	5019.000	-48.20	-13	-35.20	-55.56	12.67	5.31
	5855.500	-47.51	-13	-34.51	-54.78	13.04	5.77
V	1673.000	-38.49	-13	-25.49	-44.84	9.36	3.01
	2509.500	-31.96	-13	-18.96	-38.87	10.62	3.71
	3346.000	-45.25	-13	-32.25	-53.23	12.27	4.30
	4182.500	-49.84	-13	-36.84	-57.68	12.62	4.78
	5019.000	-49.08	-13	-36.08	-56.44	12.67	5.31
	5855.500	-46.71	-13	-33.71	-53.98	13.04	5.77

Emission Level=SG(Signal Generator) Level+Antenna Gain-Cable Loss.

BW 5M_CH 20525_QPSK_1RB12

Antenna Polarity	Frequency (MHz)	Emission Level (dBm)	Limit (dBm)	Margin (dB)	SG Level (dBm)	Antenna Gain (dBi)	Cable Loss (dB)
H	1673.000	-39.78	-13	-26.78	-46.13	9.36	3.01
	2509.500	-43.07	-13	-30.07	-49.98	10.62	3.71
	3346.000	-41.52	-13	-28.52	-49.50	12.27	4.30
	4182.500	-48.90	-13	-35.90	-56.74	12.62	4.78
	5019.000	-48.11	-13	-35.11	-55.47	12.67	5.31
	5855.500	-47.32	-13	-34.32	-54.59	13.04	5.77
V	1673.000	-38.83	-13	-25.83	-45.18	9.36	3.01
	2509.500	-32.26	-13	-19.26	-39.17	10.62	3.71
	3346.000	-45.12	-13	-32.12	-53.10	12.27	4.30
	4182.500	-49.89	-13	-36.89	-57.73	12.62	4.78
	5019.000	-48.76	-13	-35.76	-56.12	12.67	5.31
	5855.500	-46.66	-13	-33.66	-53.93	13.04	5.77

Emission Level=SG(Signal Generator) Level+Antenna Gain-Cable Loss.

BW 5M_CH 20625_16-QAM_1RB12

Antenna Polarity	Frequency (MHz)	Emission Level (dBm)	Limit (dBm)	Margin (dB)	SG Level (dBm)	Antenna Gain (dBi)	Cable Loss (dB)
H	1693.000	-38.43	-13	-25.43	-44.82	9.42	3.03
	2539.500	-42.29	-13	-29.29	-49.23	10.67	3.73
	3386.000	-41.73	-13	-28.73	-49.76	12.36	4.33
	4232.500	-49.88	-13	-36.88	-57.69	12.63	4.82
	5079.000	-49.21	-13	-36.21	-56.59	12.73	5.35
	5925.500	-46.08	-13	-33.08	-53.31	13.02	5.79
V	1693.000	-38.52	-13	-25.52	-44.91	9.42	3.03
	2539.500	-32.68	-13	-19.68	-39.62	10.67	3.73
	3386.000	-43.40	-13	-30.40	-51.43	12.36	4.33
	4232.500	-49.12	-13	-36.12	-56.93	12.63	4.82
	5079.000	-48.07	-13	-35.07	-55.45	12.73	5.35
	5925.500	-48.42	-13	-35.42	-55.65	13.02	5.79

Emission Level=SG(Signal Generator) Level+Antenna Gain-Cable Loss.

BW 5M_CH 20625_QPSK_1RB12

Antenna Polarity	Frequency (MHz)	Emission Level (dBm)	Limit (dBm)	Margin (dB)	SG Level (dBm)	Antenna Gain (dBi)	Cable Loss (dB)
H	1693.000	-38.06	-13	-25.06	-44.45	9.42	3.03
	2539.500	-43.58	-13	-30.58	-50.52	10.67	3.73
	3386.000	-40.87	-13	-27.87	-48.90	12.36	4.33
	4232.500	-49.79	-13	-36.79	-57.60	12.63	4.82
	5079.000	-48.58	-13	-35.58	-55.96	12.73	5.35
	5925.500	-46.66	-13	-33.66	-53.89	13.02	5.79
V	1693.000	-38.71	-13	-25.71	-45.10	9.42	3.03
	2539.500	-32.63	-13	-19.63	-39.57	10.67	3.73
	3386.000	-45.49	-13	-32.49	-53.52	12.36	4.33
	4232.500	-49.63	-13	-36.63	-57.44	12.63	4.82
	5079.000	-48.47	-13	-35.47	-55.85	12.73	5.35
	5925.500	-49.09	-13	-36.09	-56.32	13.02	5.79

Emission Level=SG(Signal Generator) Level+Antenna Gain-Cable Loss.

BW 10M_CH 20425_16-QAM_1RB24

Antenna Polarity	Frequency (MHz)	Emission Level (dBm)	Limit (dBm)	Margin (dB)	SG Level (dBm)	Antenna Gain (dBi)	Cable Loss (dB)
H	1658.000	-39.79	-13	-26.79	-46.11	9.32	3.00
	2487.000	-45.19	-13	-32.19	-52.09	10.59	3.69
	3316.000	-41.53	-13	-28.53	-49.46	12.21	4.28
	4145.000	-48.05	-13	-35.05	-55.91	12.62	4.76
	4974.000	-47.58	-13	-34.58	-54.95	12.65	5.28
	5803.000	-46.41	-13	-33.41	-53.71	13.06	5.75
V	1658.000	-38.77	-13	-25.77	-45.09	9.32	3.00
	2487.000	-33.28	-13	-20.28	-40.18	10.59	3.69
	3316.000	-49.85	-13	-36.85	-57.78	12.21	4.28
	4145.000	-48.76	-13	-35.76	-56.62	12.62	4.76
	4974.000	-44.72	-13	-31.72	-52.09	12.65	5.28
	5803.000	-49.05	-13	-36.05	-56.35	13.06	5.75

Emission Level=SG(Signal Generator) Level+Antenna Gain-Cable Loss.

BW 10M_CH 20425_QPSK_1RB24

Antenna Polarity	Frequency (MHz)	Emission Level (dBm)	Limit (dBm)	Margin (dB)	SG Level (dBm)	Antenna Gain (dBi)	Cable Loss (dB)
H	1658.000	-39.87	-13	-26.87	-46.19	9.32	3.00
	2487.000	-43.67	-13	-30.67	-50.57	10.59	3.69
	3316.000	-40.72	-13	-27.72	-48.65	12.21	4.28
	4145.000	-49.53	-13	-36.53	-57.39	12.62	4.76
	4974.000	-48.67	-13	-35.67	-56.04	12.65	5.28
	5803.000	-47.05	-13	-34.05	-54.35	13.06	5.75
V	1658.000	-38.80	-13	-25.80	-45.12	9.32	3.00
	2487.000	-32.35	-13	-19.35	-39.25	10.59	3.69
	3316.000	-45.17	-13	-32.17	-53.10	12.21	4.28
	4145.000	-48.24	-13	-35.24	-56.10	12.62	4.76
	4974.000	-49.05	-13	-36.05	-56.42	12.65	5.28
	5803.000	-47.47	-13	-34.47	-54.77	13.06	5.75

Emission Level=SG(Signal Generator) Level+Antenna Gain-Cable Loss.

BW 10M_CH 20525_16-QAM_1RB24

Antenna Polarity	Frequency (MHz)	Emission Level (dBm)	Limit (dBm)	Margin (dB)	SG Level (dBm)	Antenna Gain (dBi)	Cable Loss (dB)
H	1673.000	-38.75	-13	-25.75	-45.10	9.36	3.01
	2509.500	-42.68	-13	-29.68	-49.59	10.62	3.71
	3346.000	-41.55	-13	-28.55	-49.53	12.27	4.30
	4182.500	-48.72	-13	-35.72	-56.56	12.62	4.78
	5019.000	-48.19	-13	-35.19	-55.55	12.67	5.31
	5855.500	-47.47	-13	-34.47	-54.74	13.04	5.77
V	1673.000	-38.51	-13	-25.51	-44.86	9.36	3.01
	2509.500	-32.21	-13	-19.21	-39.12	10.62	3.71
	3346.000	-45.30	-13	-32.30	-53.28	12.27	4.30
	4182.500	-49.91	-13	-36.91	-57.75	12.62	4.78
	5019.000	-49.22	-13	-36.22	-56.58	12.67	5.31
	5855.500	-46.82	-13	-33.82	-54.09	13.04	5.77

Emission Level=SG(Signal Generator) Level+Antenna Gain-Cable Loss.

BW 10M_CH 20525_QPSK_1RB24

Antenna Polarity	Frequency (MHz)	Emission Level (dBm)	Limit (dBm)	Margin (dB)	SG Level (dBm)	Antenna Gain (dBi)	Cable Loss (dB)
H	1673.000	-39.85	-13	-26.85	-46.20	9.36	3.01
	2509.500	-43.11	-13	-30.11	-50.02	10.62	3.71
	3346.000	-41.49	-13	-28.49	-49.47	12.27	4.30
	4182.500	-48.75	-13	-35.75	-56.59	12.62	4.78
	5019.000	-48.06	-13	-35.06	-55.42	12.67	5.31
	5855.500	-47.68	-13	-34.68	-54.95	13.04	5.77
V	1673.000	-38.79	-13	-25.79	-45.14	9.36	3.01
	2509.500	-32.33	-13	-19.33	-39.24	10.62	3.71
	3346.000	-45.28	-13	-32.28	-53.26	12.27	4.30
	4182.500	-49.71	-13	-36.71	-57.55	12.62	4.78
	5019.000	-48.80	-13	-35.80	-56.16	12.67	5.31
	5855.500	-46.54	-13	-33.54	-53.81	13.04	5.77

Emission Level=SG(Signal Generator) Level+Antenna Gain-Cable Loss.

BW 10M_CH 20625_16-QAM_1RB24

Antenna Polarity	Frequency (MHz)	Emission Level (dBm)	Limit (dBm)	Margin (dB)	SG Level (dBm)	Antenna Gain (dBi)	Cable Loss (dB)
H	1688.000	-38.58	-13	-25.58	-44.96	9.41	3.02
	2532.000	-41.78	-13	-28.78	-48.71	10.66	3.73
	3376.000	-41.81	-13	-28.81	-49.83	12.34	4.32
	4220.000	-50.05	-13	-37.05	-57.87	12.63	4.81
	5064.000	-49.07	-13	-36.07	-56.44	12.71	5.34
	5908.000	-47.24	-13	-34.24	-54.48	13.03	5.79
V	1688.000	-38.49	-13	-25.49	-44.87	9.41	3.02
	2532.000	-32.74	-13	-19.74	-39.67	10.66	3.73
	3376.000	-43.21	-13	-30.21	-51.23	12.34	4.32
	4220.000	-49.39	-13	-36.39	-57.21	12.63	4.81
	5064.000	-48.03	-13	-35.03	-55.40	12.71	5.34
	5908.000	-48.17	-13	-35.17	-55.41	13.03	5.79

Emission Level=SG(Signal Generator) Level+Antenna Gain-Cable Loss.

BW 10M_CH 20625_QPSK_1RB24

Antenna Polarity	Frequency (MHz)	Emission Level (dBm)	Limit (dBm)	Margin (dB)	SG Level (dBm)	Antenna Gain (dBi)	Cable Loss (dB)
H	1688.000	-37.79	-13	-24.79	-44.17	9.41	3.02
	2532.000	-43.48	-13	-30.48	-50.41	10.66	3.73
	3376.000	-40.91	-13	-27.91	-48.93	12.34	4.32
	4220.000	-49.86	-13	-36.86	-57.68	12.63	4.81
	5064.000	-48.50	-13	-35.50	-55.87	12.71	5.34
	5908.000	-46.73	-13	-33.73	-53.97	13.03	5.79
V	1688.000	-38.20	-13	-25.20	-44.58	9.41	3.02
	2532.000	-32.59	-13	-19.59	-39.52	10.66	3.73
	3376.000	-46.06	-13	-33.06	-54.08	12.34	4.32
	4220.000	-49.98	-13	-36.98	-57.80	12.63	4.81
	5064.000	-48.41	-13	-35.41	-55.78	12.71	5.34
	5908.000	-48.84	-13	-35.84	-56.08	13.03	5.79

Emission Level=SG(Signal Generator) Level+Antenna Gain-Cable Loss.

Product	Module		
Test Item	Radiated Spurious Emissions		
Test Mode	Mode 4: LTE Band 12		
Date of Test	2019/12/18	Test Site	CB2-H
Temperature (°C)	23.0°C	Humidity (%RH)	54%RH

BW 1.4M_CH 23017_16-QAM_1RB2

Antenna Polarity	Frequency (MHz)	Emission Level (dBm)	Limit (dBm)	Margin (dB)	SG Level (dBm)	Antenna Gain (dBi)	Cable Loss (dB)
H	1399.400	-39.68	-13	-26.68	-45.20	8.26	2.74
	2099.100	-39.98	-13	-26.98	-46.98	10.40	3.40
	2798.800	-40.87	-13	-27.87	-48.11	11.15	3.91
	3498.500	-48.77	-13	-35.77	-56.97	12.61	4.41
	4198.200	-48.51	-13	-35.51	-56.34	12.62	4.79
	4897.900	-47.12	-13	-34.12	-54.54	12.65	5.23
V	1399.400	-38.71	-13	-25.71	-44.23	8.26	2.74
	2099.100	-32.45	-13	-19.45	-39.45	10.40	3.40
	2798.800	-49.82	-13	-36.82	-57.06	11.15	3.91
	3498.500	-48.06	-13	-35.06	-56.26	12.61	4.41
	4198.200	-45.54	-13	-32.54	-53.37	12.62	4.79
	4897.900	-49.06	-13	-36.06	-56.48	12.65	5.23

Emission Level=SG(Signal Generator) Level+Antenna Gain-Cable Loss.

BW 1.4M_CH 23017_QPSK_1RB2

Antenna Polarity	Frequency (MHz)	Emission Level (dBm)	Limit (dBm)	Margin (dB)	SG Level (dBm)	Antenna Gain (dBi)	Cable Loss (dB)
H	1399.400	-40.33	-13	-27.33	-45.85	8.26	2.74
	2099.100	-43.47	-13	-30.47	-50.47	10.40	3.40
	2798.800	-41.05	-13	-28.05	-48.29	11.15	3.91
	3498.500	-40.78	-13	-27.78	-48.98	12.61	4.41
	4198.200	-48.50	-13	-35.50	-56.33	12.62	4.79
	4897.900	-46.18	-13	-33.18	-53.60	12.65	5.23
V	1399.400	-38.46	-13	-25.46	-43.98	8.26	2.74
	2099.100	-32.50	-13	-19.50	-39.50	10.40	3.40
	2798.800	-45.25	-13	-32.25	-52.49	11.15	3.91
	3498.500	-48.73	-13	-35.73	-56.93	12.61	4.41
	4198.200	-48.86	-13	-35.86	-56.69	12.62	4.79
	4897.900	-48.54	-13	-35.54	-55.96	12.65	5.23

Emission Level=SG(Signal Generator) Level+Antenna Gain-Cable Loss.

BW 1.4M_CH 23095_16-QAM_1RB2

Antenna Polarity	Frequency (MHz)	Emission Level (dBm)	Limit (dBm)	Margin (dB)	SG Level (dBm)	Antenna Gain (dBi)	Cable Loss (dB)
H	1415.000	-39.81	-13	-26.81	-45.41	8.35	2.75
	2122.500	-43.39	-13	-30.39	-50.38	10.41	3.42
	2830.000	-41.47	-13	-28.47	-48.75	11.21	3.93
	3537.500	-49.70	-13	-36.70	-57.88	12.61	4.43
	4245.000	-47.81	-13	-34.81	-55.61	12.63	4.83
	4952.500	-48.53	-13	-35.53	-55.92	12.65	5.26
V	1415.000	-38.68	-13	-25.68	-44.28	8.35	2.75
	2122.500	-32.86	-13	-19.86	-39.85	10.41	3.42
	2830.000	-33.51	-13	-20.51	-40.79	11.21	3.93
	3537.500	-42.49	-13	-29.49	-50.67	12.61	4.43
	4245.000	-49.90	-13	-36.90	-57.70	12.63	4.83
	4952.500	-48.17	-13	-35.17	-55.56	12.65	5.26

Emission Level=SG(Signal Generator) Level+Antenna Gain-Cable Loss.

BW 1.4M_CH 23095_QPSK_1RB2

Antenna Polarity	Frequency (MHz)	Emission Level (dBm)	Limit (dBm)	Margin (dB)	SG Level (dBm)	Antenna Gain (dBi)	Cable Loss (dB)
H	1415.000	-39.93	-13	-26.93	-45.53	8.35	2.75
	2122.500	-43.41	-13	-30.41	-50.40	10.41	3.42
	2830.000	-41.56	-13	-28.56	-48.84	11.21	3.93
	3537.500	-49.74	-13	-36.74	-57.92	12.61	4.43
	4245.000	-47.76	-13	-34.76	-55.56	12.63	4.83
	4952.500	-48.27	-13	-35.27	-55.66	12.65	5.26
V	1415.000	-38.66	-13	-25.66	-44.26	8.35	2.75
	2122.500	-32.09	-13	-19.09	-39.08	10.41	3.42
	2830.000	-32.35	-13	-19.35	-39.63	11.21	3.93
	3537.500	-45.70	-13	-32.70	-53.88	12.61	4.43
	4245.000	-49.36	-13	-36.36	-57.16	12.63	4.83
	4952.500	-48.55	-13	-35.55	-55.94	12.65	5.26

Emission Level=SG(Signal Generator) Level+Antenna Gain-Cable Loss.

BW 1.4M_CH 23173_16-QAM_1RB2

Antenna Polarity	Frequency (MHz)	Emission Level (dBm)	Limit (dBm)	Margin (dB)	SG Level (dBm)	Antenna Gain (dBi)	Cable Loss (dB)
H	1430.600	-38.58	-13	-25.58	-44.25	8.44	2.77
	2145.900	-42.36	-13	-29.36	-49.35	10.42	3.43
	2861.200	-41.12	-13	-28.12	-48.44	11.26	3.95
	3576.500	-49.85	-13	-36.85	-58.01	12.61	4.45
	4291.800	-47.67	-13	-34.67	-55.45	12.64	4.86
	5007.100	-48.11	-13	-35.11	-55.47	12.66	5.30
V	1430.600	-37.37	-13	-24.37	-43.04	8.44	2.77
	2145.900	-32.29	-13	-19.29	-39.28	10.42	3.43
	2861.200	-32.50	-13	-19.50	-39.82	11.26	3.95
	3576.500	-44.78	-13	-31.78	-52.94	12.61	4.45
	4291.800	-49.41	-13	-36.41	-57.19	12.64	4.86
	5007.100	-48.89	-13	-35.89	-56.25	12.66	5.30

Emission Level=SG(Signal Generator) Level+Antenna Gain-Cable Loss.

BW 1.4M_CH 23173_QPSK_1RB2

Antenna Polarity	Frequency (MHz)	Emission Level (dBm)	Limit (dBm)	Margin (dB)	SG Level (dBm)	Antenna Gain (dBi)	Cable Loss (dB)
H	1430.600	-38.76	-13	-25.76	-44.43	8.44	2.77
	2145.900	-42.96	-13	-29.96	-49.95	10.42	3.43
	2861.200	-41.73	-13	-28.73	-49.05	11.26	3.95
	3576.500	-49.80	-13	-36.80	-57.96	12.61	4.45
	4291.800	-47.37	-13	-34.37	-55.15	12.64	4.86
	5007.100	-48.65	-13	-35.65	-56.01	12.66	5.30
V	1430.600	-37.48	-13	-24.48	-43.15	8.44	2.77
	2145.900	-32.19	-13	-19.19	-39.18	10.42	3.43
	2861.200	-32.47	-13	-19.47	-39.79	11.26	3.95
	3576.500	-44.96	-13	-31.96	-53.12	12.61	4.45
	4291.800	-49.50	-13	-36.50	-57.28	12.64	4.86
	5007.100	-48.72	-13	-35.72	-56.08	12.66	5.30

Emission Level=SG(Signal Generator) Level+Antenna Gain-Cable Loss.

BW 3M_CH 23025_16-QAM_1RB7

Antenna Polarity	Frequency (MHz)	Emission Level (dBm)	Limit (dBm)	Margin (dB)	SG Level (dBm)	Antenna Gain (dBi)	Cable Loss (dB)
H	1401.000	-39.46	-13	-26.46	-44.99	8.27	2.74
	2101.500	-40.07	-13	-27.07	-47.07	10.40	3.40
	2802.000	-40.92	-13	-27.92	-48.17	11.16	3.91
	3502.500	-48.65	-13	-35.65	-56.85	12.61	4.41
	4203.000	-48.49	-13	-35.49	-56.32	12.62	4.80
	4903.500	-47.11	-13	-34.11	-54.53	12.65	5.24
V	1401.000	-38.49	-13	-25.49	-44.02	8.27	2.74
	2101.500	-31.45	-13	-18.45	-38.45	10.40	3.40
	2802.000	-49.71	-13	-36.71	-56.96	11.16	3.91
	3502.500	-48.53	-13	-35.53	-56.73	12.61	4.41
	4203.000	-45.80	-13	-32.80	-53.63	12.62	4.80
	4903.500	-48.84	-13	-35.84	-56.26	12.65	5.24

Emission Level=SG(Signal Generator) Level+Antenna Gain-Cable Loss.

BW 3M_CH 23025_QPSK_1RB7

Antenna Polarity	Frequency (MHz)	Emission Level (dBm)	Limit (dBm)	Margin (dB)	SG Level (dBm)	Antenna Gain (dBi)	Cable Loss (dB)
H	1401.000	-40.27	-13	-27.27	-45.80	8.27	2.74
	2101.500	-43.58	-13	-30.58	-50.58	10.40	3.40
	2802.000	-41.63	-13	-28.63	-48.88	11.16	3.91
	3502.500	-40.66	-13	-27.66	-48.86	12.61	4.41
	4203.000	-48.07	-13	-35.07	-55.90	12.62	4.80
	4903.500	-46.22	-13	-33.22	-53.64	12.65	5.24
V	1401.000	-38.53	-13	-25.53	-44.06	8.27	2.74
	2101.500	-32.88	-13	-19.88	-39.88	10.40	3.40
	2802.000	-45.17	-13	-32.17	-52.42	11.16	3.91
	3502.500	-48.69	-13	-35.69	-56.89	12.61	4.41
	4203.000	-48.72	-13	-35.72	-56.55	12.62	4.80
	4903.500	-47.84	-13	-34.84	-55.26	12.65	5.24

Emission Level=SG(Signal Generator) Level+Antenna Gain-Cable Loss.

BW 3M_CH 23095_16-QAM_1RB7

Antenna Polarity	Frequency (MHz)	Emission Level (dBm)	Limit (dBm)	Margin (dB)	SG Level (dBm)	Antenna Gain (dBi)	Cable Loss (dB)
H	1415.000	-39.46	-13	-26.46	-45.06	8.35	2.75
	2122.500	-43.43	-13	-30.43	-50.42	10.41	3.42
	2830.000	-41.76	-13	-28.76	-49.04	11.21	3.93
	3537.500	-49.68	-13	-36.68	-57.86	12.61	4.43
	4245.000	-47.76	-13	-34.76	-55.56	12.63	4.83
	4952.500	-48.50	-13	-35.50	-55.89	12.65	5.26
V	1415.000	-38.71	-13	-25.71	-44.31	8.35	2.75
	2122.500	-32.94	-13	-19.94	-39.93	10.41	3.42
	2830.000	-33.48	-13	-20.48	-40.76	11.21	3.93
	3537.500	-42.35	-13	-29.35	-50.53	12.61	4.43
	4245.000	-49.82	-13	-36.82	-57.62	12.63	4.83
	4952.500	-48.36	-13	-35.36	-55.75	12.65	5.26

Emission Level=SG(Signal Generator) Level+Antenna Gain-Cable Loss.

BW 3M_CH 23095_QPSK_1RB7

Antenna Polarity	Frequency (MHz)	Emission Level (dBm)	Limit (dBm)	Margin (dB)	SG Level (dBm)	Antenna Gain (dBi)	Cable Loss (dB)
H	1415.000	-39.82	-13	-26.82	-45.42	8.35	2.75
	2122.500	-43.37	-13	-30.37	-50.36	10.41	3.42
	2830.000	-41.59	-13	-28.59	-48.87	11.21	3.93
	3537.500	-49.79	-13	-36.79	-57.97	12.61	4.43
	4245.000	-47.54	-13	-34.54	-55.34	12.63	4.83
	4952.500	-48.33	-13	-35.33	-55.72	12.65	5.26
V	1415.000	-38.54	-13	-25.54	-44.14	8.35	2.75
	2122.500	-32.12	-13	-19.12	-39.11	10.41	3.42
	2830.000	-32.86	-13	-19.86	-40.14	11.21	3.93
	3537.500	-44.67	-13	-31.67	-52.85	12.61	4.43
	4245.000	-49.58	-13	-36.58	-57.38	12.63	4.83
	4952.500	-48.66	-13	-35.66	-56.05	12.65	5.26

Emission Level=SG(Signal Generator) Level+Antenna Gain-Cable Loss.

BW 3M_CH 23165_16-QAM_1RB7

Antenna Polarity	Frequency (MHz)	Emission Level (dBm)	Limit (dBm)	Margin (dB)	SG Level (dBm)	Antenna Gain (dBi)	Cable Loss (dB)
H	1429.000	-38.64	-13	-25.64	-44.30	8.43	2.77
	2143.500	-42.80	-13	-29.80	-49.79	10.42	3.43
	2858.000	-41.39	-13	-28.39	-48.70	11.26	3.95
	3572.500	-49.91	-13	-36.91	-58.07	12.61	4.45
	4287.000	-47.73	-13	-34.73	-55.51	12.63	4.85
	5001.500	-48.62	-13	-35.62	-55.98	12.65	5.29
V	1429.000	-37.07	-13	-24.07	-42.73	8.43	2.77
	2143.500	-32.32	-13	-19.32	-39.31	10.42	3.43
	2858.000	-32.21	-13	-19.21	-39.52	11.26	3.95
	3572.500	-43.86	-13	-30.86	-52.02	12.61	4.45
	4287.000	-49.95	-13	-36.95	-57.73	12.63	4.85
	5001.500	-48.83	-13	-35.83	-56.19	12.65	5.29

Emission Level=SG(Signal Generator) Level+Antenna Gain-Cable Loss.

BW 3M_CH 23165_QPSK_1RB7

Antenna Polarity	Frequency (MHz)	Emission Level (dBm)	Limit (dBm)	Margin (dB)	SG Level (dBm)	Antenna Gain (dBi)	Cable Loss (dB)
H	1429.000	-38.83	-13	-25.83	-44.49	8.43	2.77
	2143.500	-43.36	-13	-30.36	-50.35	10.42	3.43
	2858.000	-41.18	-13	-28.18	-48.49	11.26	3.95
	3572.500	-48.72	-13	-35.72	-56.88	12.61	4.45
	4287.000	-47.63	-13	-34.63	-55.41	12.63	4.85
	5001.500	-48.34	-13	-35.34	-55.70	12.65	5.29
V	1429.000	-37.58	-13	-24.58	-43.24	8.43	2.77
	2143.500	-32.32	-13	-19.32	-39.31	10.42	3.43
	2858.000	-32.53	-13	-19.53	-39.84	11.26	3.95
	3572.500	-44.40	-13	-31.40	-52.56	12.61	4.45
	4287.000	-50.16	-13	-37.16	-57.94	12.63	4.85
	5001.500	-48.77	-13	-35.77	-56.13	12.65	5.29

Emission Level=SG(Signal Generator) Level+Antenna Gain-Cable Loss.

BW 5M_CH 23035_16-QAM_1RB12

Antenna Polarity	Frequency (MHz)	Emission Level (dBm)	Limit (dBm)	Margin (dB)	SG Level (dBm)	Antenna Gain (dBi)	Cable Loss (dB)
H	1403.000	-39.48	-13	-26.48	-45.02	8.28	2.74
	2104.500	-39.67	-13	-26.67	-46.67	10.40	3.40
	2806.000	-40.05	-13	-27.05	-47.30	11.16	3.91
	3507.500	-49.11	-13	-36.11	-57.31	12.61	4.41
	4209.000	-48.57	-13	-35.57	-56.39	12.63	4.80
	4910.500	-47.39	-13	-34.39	-54.80	12.65	5.24
V	1403.000	-38.10	-13	-25.10	-43.64	8.28	2.74
	2104.500	-31.82	-13	-18.82	-38.82	10.40	3.40
	2806.000	-49.89	-13	-36.89	-57.14	11.16	3.91
	3507.500	-48.38	-13	-35.38	-56.58	12.61	4.41
	4209.000	-45.77	-13	-32.77	-53.59	12.63	4.80
	4910.500	-48.69	-13	-35.69	-56.10	12.65	5.24

Emission Level=SG(Signal Generator) Level+Antenna Gain-Cable Loss.

BW 5M_CH 23035_QPSK_1RB12

Antenna Polarity	Frequency (MHz)	Emission Level (dBm)	Limit (dBm)	Margin (dB)	SG Level (dBm)	Antenna Gain (dBi)	Cable Loss (dB)
H	1403.000	-40.38	-13	-27.38	-45.92	8.28	2.74
	2104.500	-43.69	-13	-30.69	-50.69	10.40	3.40
	2806.000	-41.57	-13	-28.57	-48.82	11.16	3.91
	3507.500	-40.51	-13	-27.51	-48.71	12.61	4.41
	4209.000	-47.96	-13	-34.96	-55.78	12.63	4.80
	4910.500	-46.76	-13	-33.76	-54.17	12.65	5.24
V	1403.000	-38.67	-13	-25.67	-44.21	8.28	2.74
	2104.500	-32.91	-13	-19.91	-39.91	10.40	3.40
	2806.000	-45.23	-13	-32.23	-52.48	11.16	3.91
	3507.500	-48.87	-13	-35.87	-57.07	12.61	4.41
	4209.000	-49.24	-13	-36.24	-57.06	12.63	4.80
	4910.500	-47.45	-13	-34.45	-54.86	12.65	5.24

Emission Level=SG(Signal Generator) Level+Antenna Gain-Cable Loss.

BW 5M_CH 23095_16-QAM_1RB12

Antenna Polarity	Frequency (MHz)	Emission Level (dBm)	Limit (dBm)	Margin (dB)	SG Level (dBm)	Antenna Gain (dBi)	Cable Loss (dB)
H	1415.000	-39.53	-13	-26.53	-45.13	8.35	2.75
	2122.500	-43.55	-13	-30.55	-50.54	10.41	3.42
	2830.000	-41.90	-13	-28.90	-49.18	11.21	3.93
	3537.500	-49.34	-13	-36.34	-57.52	12.61	4.43
	4245.000	-47.52	-13	-34.52	-55.32	12.63	4.83
	4952.500	-48.63	-13	-35.63	-56.02	12.65	5.26
V	1415.000	-38.64	-13	-25.64	-44.24	8.35	2.75
	2122.500	-32.52	-13	-19.52	-39.51	10.41	3.42
	2830.000	-33.30	-13	-20.30	-40.58	11.21	3.93
	3537.500	-43.02	-13	-30.02	-51.20	12.61	4.43
	4245.000	-49.77	-13	-36.77	-57.57	12.63	4.83
	4952.500	-48.57	-13	-35.57	-55.96	12.65	5.26

Emission Level=SG(Signal Generator) Level+Antenna Gain-Cable Loss.

BW 5M_CH 23095_QPSK_1RB12

Antenna Polarity	Frequency (MHz)	Emission Level (dBm)	Limit (dBm)	Margin (dB)	SG Level (dBm)	Antenna Gain (dBi)	Cable Loss (dB)
H	1415.000	-39.79	-13	-26.79	-45.39	8.35	2.75
	2122.500	-43.63	-13	-30.63	-50.62	10.41	3.42
	2830.000	-41.49	-13	-28.49	-48.77	11.21	3.93
	3537.500	-49.72	-13	-36.72	-57.90	12.61	4.43
	4245.000	-47.66	-13	-34.66	-55.46	12.63	4.83
	4952.500	-48.02	-13	-35.02	-55.41	12.65	5.26
V	1415.000	-38.69	-13	-25.69	-44.29	8.35	2.75
	2122.500	-32.30	-13	-19.30	-39.29	10.41	3.42
	2830.000	-32.43	-13	-19.43	-39.71	11.21	3.93
	3537.500	-45.06	-13	-32.06	-53.24	12.61	4.43
	4245.000	-49.62	-13	-36.62	-57.42	12.63	4.83
	4952.500	-48.75	-13	-35.75	-56.14	12.65	5.26

Emission Level=SG(Signal Generator) Level+Antenna Gain-Cable Loss.

BW 5M_CH 23155_16-QAM_1RB12

Antenna Polarity	Frequency (MHz)	Emission Level (dBm)	Limit (dBm)	Margin (dB)	SG Level (dBm)	Antenna Gain (dBi)	Cable Loss (dB)
H	1427.000	-38.57	-13	-25.57	-44.22	8.42	2.77
	2140.500	-42.54	-13	-29.54	-49.53	10.42	3.43
	2854.000	-41.12	-13	-28.12	-48.43	11.25	3.94
	3567.500	-50.02	-13	-37.02	-58.18	12.61	4.44
	4281.000	-47.88	-13	-34.88	-55.66	12.63	4.85
	4994.500	-48.79	-13	-35.79	-56.15	12.65	5.29
V	1427.000	-36.91	-13	-23.91	-42.56	8.42	2.77
	2140.500	-32.36	-13	-19.36	-39.35	10.42	3.43
	2854.000	-32.36	-13	-19.36	-39.67	11.25	3.94
	3567.500	-44.44	-13	-31.44	-52.60	12.61	4.44
	4281.000	-50.06	-13	-37.06	-57.84	12.63	4.85
	4994.500	-49.11	-13	-36.11	-56.47	12.65	5.29

Emission Level=SG(Signal Generator) Level+Antenna Gain-Cable Loss.

BW 5M_CH 23155_QPSK_1RB12

Antenna Polarity	Frequency (MHz)	Emission Level (dBm)	Limit (dBm)	Margin (dB)	SG Level (dBm)	Antenna Gain (dBi)	Cable Loss (dB)
H	1427.000	-38.79	-13	-25.79	-44.44	8.42	2.77
	2140.500	-43.42	-13	-30.42	-50.41	10.42	3.43
	2854.000	-41.33	-13	-28.33	-48.64	11.25	3.94
	3567.500	-48.99	-13	-35.99	-57.15	12.61	4.44
	4281.000	-47.80	-13	-34.80	-55.58	12.63	4.85
	4994.500	-47.61	-13	-34.61	-54.97	12.65	5.29
V	1427.000	-37.67	-13	-24.67	-43.32	8.42	2.77
	2140.500	-31.16	-13	-18.16	-38.15	10.42	3.43
	2854.000	-32.66	-13	-19.66	-39.97	11.25	3.94
	3567.500	-44.20	-13	-31.20	-52.36	12.61	4.44
	4281.000	-50.53	-13	-37.53	-58.31	12.63	4.85
	4994.500	-48.81	-13	-35.81	-56.17	12.65	5.29

Emission Level=SG(Signal Generator) Level+Antenna Gain-Cable Loss.

BW 10M_CH 23060_16-QAM_1RB24

Antenna Polarity	Frequency (MHz)	Emission Level (dBm)	Limit (dBm)	Margin (dB)	SG Level (dBm)	Antenna Gain (dBi)	Cable Loss (dB)
H	1408.000	-39.52	-13	-26.52	-45.08	8.31	2.75
	2112.000	-40.13	-13	-27.13	-47.13	10.41	3.41
	2816.000	-41.41	-13	-28.41	-48.67	11.18	3.92
	3520.000	-48.79	-13	-35.79	-56.98	12.61	4.42
	4224.000	-49.61	-13	-36.61	-57.43	12.63	4.81
	4928.000	-47.51	-13	-34.51	-54.91	12.65	5.25
V	1408.000	-38.48	-13	-25.48	-44.04	8.31	2.75
	2112.000	-31.86	-13	-18.86	-38.86	10.41	3.41
	2816.000	-49.64	-13	-36.64	-56.90	11.18	3.92
	3520.000	-48.80	-13	-35.80	-56.99	12.61	4.42
	4224.000	-45.71	-13	-32.71	-53.53	12.63	4.81
	4928.000	-48.05	-13	-35.05	-55.45	12.65	5.25

Emission Level=SG(Signal Generator) Level+Antenna Gain-Cable Loss.

BW 10M_CH 23060_QPSK_1RB24

Antenna Polarity	Frequency (MHz)	Emission Level (dBm)	Limit (dBm)	Margin (dB)	SG Level (dBm)	Antenna Gain (dBi)	Cable Loss (dB)
H	1408.000	-40.11	-13	-27.11	-45.67	8.31	2.75
	2112.000	-43.17	-13	-30.17	-50.17	10.41	3.41
	2816.000	-41.31	-13	-28.31	-48.57	11.18	3.92
	3520.000	-40.86	-13	-27.86	-49.05	12.61	4.42
	4224.000	-48.23	-13	-35.23	-56.05	12.63	4.81
	4928.000	-46.40	-13	-33.40	-53.80	12.65	5.25
V	1408.000	-38.90	-13	-25.90	-44.46	8.31	2.75
	2112.000	-32.42	-13	-19.42	-39.42	10.41	3.41
	2816.000	-45.21	-13	-32.21	-52.47	11.18	3.92
	3520.000	-48.70	-13	-35.70	-56.89	12.61	4.42
	4224.000	-48.66	-13	-35.66	-56.48	12.63	4.81
	4928.000	-47.70	-13	-34.70	-55.10	12.65	5.25

Emission Level=SG(Signal Generator) Level+Antenna Gain-Cable Loss.

BW 10M_CH 23095_16-QAM_1RB24

Antenna Polarity	Frequency (MHz)	Emission Level (dBm)	Limit (dBm)	Margin (dB)	SG Level (dBm)	Antenna Gain (dBi)	Cable Loss (dB)
H	1415.000	-39.55	-13	-26.55	-45.15	8.35	2.75
	2122.500	-43.37	-13	-30.37	-50.36	10.41	3.42
	2830.000	-41.81	-13	-28.81	-49.09	11.21	3.93
	3537.500	-49.72	-13	-36.72	-57.90	12.61	4.43
	4245.000	-47.93	-13	-34.93	-55.73	12.63	4.83
	4952.500	-48.40	-13	-35.40	-55.79	12.65	5.26
V	1415.000	-38.59	-13	-25.59	-44.19	8.35	2.75
	2122.500	-32.53	-13	-19.53	-39.52	10.41	3.42
	2830.000	-33.68	-13	-20.68	-40.96	11.21	3.93
	3537.500	-42.69	-13	-29.69	-50.87	12.61	4.43
	4245.000	-49.74	-13	-36.74	-57.54	12.63	4.83
	4952.500	-48.63	-13	-35.63	-56.02	12.65	5.26

Emission Level=SG(Signal Generator) Level+Antenna Gain-Cable Loss.

BW 10M_CH 23095_QPSK_1RB24

Antenna Polarity	Frequency (MHz)	Emission Level (dBm)	Limit (dBm)	Margin (dB)	SG Level (dBm)	Antenna Gain (dBi)	Cable Loss (dB)
H	1415.000	-39.17	-13	-26.17	-44.77	8.35	2.75
	2122.500	-43.22	-13	-30.22	-50.21	10.41	3.42
	2830.000	-41.38	-13	-28.38	-48.66	11.21	3.93
	3537.500	-49.75	-13	-36.75	-57.93	12.61	4.43
	4245.000	-47.52	-13	-34.52	-55.32	12.63	4.83
	4952.500	-48.46	-13	-35.46	-55.85	12.65	5.26
V	1415.000	-38.99	-13	-25.99	-44.59	8.35	2.75
	2122.500	-31.98	-13	-18.98	-38.97	10.41	3.42
	2830.000	-32.23	-13	-19.23	-39.51	11.21	3.93
	3537.500	-44.12	-13	-31.12	-52.30	12.61	4.43
	4245.000	-49.60	-13	-36.60	-57.40	12.63	4.83
	4952.500	-48.57	-13	-35.57	-55.96	12.65	5.26

Emission Level=SG(Signal Generator) Level+Antenna Gain-Cable Loss.

BW 10M_CH 23130_16-QAM_1RB24

Antenna Polarity	Frequency (MHz)	Emission Level (dBm)	Limit (dBm)	Margin (dB)	SG Level (dBm)	Antenna Gain (dBi)	Cable Loss (dB)
H	1422.000	-38.58	-13	-25.58	-44.21	8.39	2.76
	2133.000	-42.53	-13	-29.53	-49.52	10.42	3.42
	2844.000	-41.69	-13	-28.69	-48.99	11.23	3.94
	3555.000	-49.84	-13	-36.84	-58.01	12.61	4.44
	4266.000	-47.50	-13	-34.50	-55.29	12.63	4.84
	4977.000	-48.71	-13	-35.71	-56.08	12.65	5.28
V	1422.000	-37.12	-13	-24.12	-42.75	8.39	2.76
	2133.000	-32.54	-13	-19.54	-39.53	10.42	3.42
	2844.000	-32.00	-13	-19.00	-39.30	11.23	3.94
	3555.000	-43.73	-13	-30.73	-51.90	12.61	4.44
	4266.000	-49.61	-13	-36.61	-57.40	12.63	4.84
	4977.000	-49.76	-13	-36.76	-57.13	12.65	5.28

Emission Level=SG(Signal Generator) Level+Antenna Gain-Cable Loss.

BW 10M_CH 23130_QPSK_1RB24

Antenna Polarity	Frequency (MHz)	Emission Level (dBm)	Limit (dBm)	Margin (dB)	SG Level (dBm)	Antenna Gain (dBi)	Cable Loss (dB)
H	1422.000	-38.97	-13	-25.97	-44.60	8.39	2.76
	2133.000	-43.03	-13	-30.03	-50.02	10.42	3.42
	2844.000	-41.60	-13	-28.60	-48.90	11.23	3.94
	3555.000	-48.39	-13	-35.39	-56.56	12.61	4.44
	4266.000	-47.51	-13	-34.51	-55.30	12.63	4.84
	4977.000	-49.08	-13	-36.08	-56.45	12.65	5.28
V	1422.000	-37.77	-13	-24.77	-43.40	8.39	2.76
	2133.000	-32.65	-13	-19.65	-39.64	10.42	3.42
	2844.000	-32.13	-13	-19.13	-39.43	11.23	3.94
	3555.000	-43.34	-13	-30.34	-51.51	12.61	4.44
	4266.000	-50.53	-13	-37.53	-58.32	12.63	4.84
	4977.000	-48.56	-13	-35.56	-55.93	12.65	5.28

Emission Level=SG(Signal Generator) Level+Antenna Gain-Cable Loss.

Product	Module		
Test Item	Radiated Spurious Emissions		
Test Mode	Mode 5: LTE Band 13		
Date of Test	2019/12/18	Test Site	CB2-H
Temperature (°C)	23.0°C	Humidity (%RH)	54%RH

BW 5M_CH 23205_16-QAM_1RB12

Antenna Polarity	Frequency (MHz)	Emission Level (dBm)	Limit (dBm)	Margin (dB)	SG Level (dBm)	Antenna Gain (dBi)	Cable Loss (dB)
H	1559.000	-40.50	-13	-27.50	-46.62	9.02	2.90
	2338.500	-45.10	-13	-32.10	-52.04	10.52	3.58
	3118.000	-41.32	-13	-28.32	-48.97	11.78	4.13
	3897.500	-47.75	-13	-34.75	-55.75	12.60	4.61
	4677.000	-47.80	-13	-34.80	-55.35	12.66	5.10
	5456.500	-46.99	-13	-33.99	-54.47	13.10	5.62
V	1559.000	-38.81	-13	-25.81	-44.93	9.02	2.90
	2338.500	-32.74	-13	-19.74	-39.68	10.52	3.58
	3118.000	-49.90	-13	-36.90	-57.55	11.78	4.13
	3897.500	-49.25	-13	-36.25	-57.25	12.60	4.61
	4677.000	-44.15	-13	-31.15	-51.70	12.66	5.10
	5456.500	-49.81	-13	-36.81	-57.29	13.10	5.62

Emission Level=SG(Signal Generator) Level+Antenna Gain-Cable Loss.

BW 5M_CH 23205_QPSK_1RB12

Antenna Polarity	Frequency (MHz)	Emission Level (dBm)	Limit (dBm)	Margin (dB)	SG Level (dBm)	Antenna Gain (dBi)	Cable Loss (dB)
H	1559.000	-40.41	-13	-27.41	-46.53	9.02	2.90
	2338.500	-43.61	-13	-30.61	-50.55	10.52	3.58
	3118.000	-41.11	-13	-28.11	-48.76	11.78	4.13
	3897.500	-41.06	-13	-28.06	-49.06	12.60	4.61
	4677.000	-49.05	-13	-36.05	-56.60	12.66	5.10
	5456.500	-46.84	-13	-33.84	-54.32	13.10	5.62
V	1559.000	-38.97	-13	-25.97	-45.09	9.02	2.90
	2338.500	-32.55	-13	-19.55	-39.49	10.52	3.58
	3118.000	-45.20	-13	-32.20	-52.85	11.78	4.13
	3897.500	-49.12	-13	-36.12	-57.12	12.60	4.61
	4677.000	-49.14	-13	-36.14	-56.69	12.66	5.10
	5456.500	-47.13	-13	-34.13	-54.61	13.10	5.62

Emission Level=SG(Signal Generator) Level+Antenna Gain-Cable Loss.

BW 5M_CH 23230_16-QAM_1RB12

Antenna Polarity	Frequency (MHz)	Emission Level (dBm)	Limit (dBm)	Margin (dB)	SG Level (dBm)	Antenna Gain (dBi)	Cable Loss (dB)
H	1564.000	-39.39	-13	-26.39	-45.52	9.03	2.91
	2346.000	-42.85	-13	-29.85	-49.79	10.52	3.59
	3128.000	-41.38	-13	-28.38	-49.04	11.80	4.14
	3910.000	-49.02	-13	-36.02	-57.01	12.60	4.61
	4692.000	-48.26	-13	-35.26	-55.80	12.66	5.11
	5474.000	-49.66	-13	-36.66	-57.14	13.11	5.63
V	1564.000	-38.65	-13	-25.65	-44.78	9.03	2.91
	2346.000	-32.07	-13	-19.07	-39.01	10.52	3.59
	3128.000	-45.24	-13	-32.24	-52.90	11.80	4.14
	3910.000	-49.49	-13	-36.49	-57.48	12.60	4.61
	4692.000	-48.05	-13	-35.05	-55.59	12.66	5.11
	5474.000	-47.80	-13	-34.80	-55.28	13.11	5.63

Emission Level=SG(Signal Generator) Level+Antenna Gain-Cable Loss.

BW 5M_CH 23230_QPSK_1RB12

Antenna Polarity	Frequency (MHz)	Emission Level (dBm)	Limit (dBm)	Margin (dB)	SG Level (dBm)	Antenna Gain (dBi)	Cable Loss (dB)
H	1564.000	-39.86	-13	-26.86	-45.99	9.03	2.91
	2346.000	-43.50	-13	-30.50	-50.44	10.52	3.59
	3128.000	-41.79	-13	-28.79	-49.45	11.80	4.14
	3910.000	-49.80	-13	-36.80	-57.79	12.60	4.61
	4692.000	-47.17	-13	-34.17	-54.71	12.66	5.11
	5474.000	-48.05	-13	-35.05	-55.53	13.11	5.63
V	1564.000	-39.06	-13	-26.06	-45.19	9.03	2.91
	2346.000	-32.27	-13	-19.27	-39.21	10.52	3.59
	3128.000	-45.64	-13	-32.64	-53.30	11.80	4.14
	3910.000	-49.55	-13	-36.55	-57.54	12.60	4.61
	4692.000	-48.38	-13	-35.38	-55.92	12.66	5.11
	5474.000	-46.66	-13	-33.66	-54.14	13.11	5.63

Emission Level=SG(Signal Generator) Level+Antenna Gain-Cable Loss.

BW 5M_CH 23255_16-QAM_1RB12

Antenna Polarity	Frequency (MHz)	Emission Level (dBm)	Limit (dBm)	Margin (dB)	SG Level (dBm)	Antenna Gain (dBi)	Cable Loss (dB)
H	1569.000	-38.86	-13	-25.86	-45.00	9.05	2.91
	2353.500	-42.67	-13	-29.67	-49.60	10.53	3.59
	3138.000	-39.93	-13	-26.93	-47.61	11.82	4.14
	3922.500	-48.86	-13	-35.86	-56.84	12.60	4.62
	4707.000	-48.86	-13	-35.86	-56.39	12.66	5.12
	5491.500	-46.74	-13	-33.74	-54.23	13.13	5.64
V	1569.000	-38.54	-13	-25.54	-44.68	9.05	2.91
	2353.500	-38.66	-13	-25.66	-45.59	10.53	3.59
	3138.000	-32.77	-13	-19.77	-40.45	11.82	4.14
	3922.500	-43.69	-13	-30.69	-51.67	12.60	4.62
	4707.000	-49.05	-13	-36.05	-56.58	12.66	5.12
	5491.500	-49.12	-13	-36.12	-56.61	13.13	5.64

Emission Level=SG(Signal Generator) Level+Antenna Gain-Cable Loss.

BW 5M_CH 23255_QPSK_1RB12

Antenna Polarity	Frequency (MHz)	Emission Level (dBm)	Limit (dBm)	Margin (dB)	SG Level (dBm)	Antenna Gain (dBi)	Cable Loss (dB)
H	1569.000	-38.89	-13	-25.89	-45.03	9.05	2.91
	2353.500	-42.97	-13	-29.97	-49.90	10.53	3.59
	3138.000	-41.58	-13	-28.58	-49.26	11.82	4.14
	3922.500	-49.71	-13	-36.71	-57.69	12.60	4.62
	4707.000	-49.24	-13	-36.24	-56.77	12.66	5.12
	5491.500	-46.11	-13	-33.11	-53.60	13.13	5.64
V	1569.000	-38.19	-13	-25.19	-44.33	9.05	2.91
	2353.500	-32.50	-13	-19.50	-39.43	10.53	3.59
	3138.000	-43.68	-13	-30.68	-51.36	11.82	4.14
	3922.500	-45.68	-13	-32.68	-53.66	12.60	4.62
	4707.000	-49.80	-13	-36.80	-57.33	12.66	5.12
	5491.500	-48.27	-13	-35.27	-55.76	13.13	5.64

Emission Level=SG(Signal Generator) Level+Antenna Gain-Cable Loss.

BW 10M_CH 23230_16-QAM_1RB24

Antenna Polarity	Frequency (MHz)	Emission Level (dBm)	Limit (dBm)	Margin (dB)	SG Level (dBm)	Antenna Gain (dBi)	Cable Loss (dB)
H	1564.000	-39.38	-13	-26.38	-45.51	9.03	2.91
	2346.000	-45.17	-13	-32.17	-52.11	10.52	3.59
	3128.000	-41.67	-13	-28.67	-49.33	11.80	4.14
	3910.000	-46.73	-13	-33.73	-54.72	12.60	4.61
	4692.000	-47.77	-13	-34.77	-55.31	12.66	5.11
	5474.000	-47.55	-13	-34.55	-55.03	13.11	5.63
V	1564.000	-38.75	-13	-25.75	-44.88	9.03	2.91
	2346.000	-32.42	-13	-19.42	-39.36	10.52	3.59
	3128.000	-48.76	-13	-35.76	-56.42	11.80	4.14
	3910.000	-49.81	-13	-36.81	-57.80	12.60	4.61
	4692.000	-44.08	-13	-31.08	-51.62	12.66	5.11
	5474.000	-46.16	-13	-33.16	-53.64	13.11	5.63

Emission Level=SG(Signal Generator) Level+Antenna Gain-Cable Loss.

BW 10M_CH 23230_QPSK_1RB24

Antenna Polarity	Frequency (MHz)	Emission Level (dBm)	Limit (dBm)	Margin (dB)	SG Level (dBm)	Antenna Gain (dBi)	Cable Loss (dB)
H	1564.000	-40.28	-13	-27.28	-46.41	9.03	2.91
	2346.000	-43.88	-13	-30.88	-50.82	10.52	3.59
	3128.000	-40.71	-13	-27.71	-48.37	11.80	4.14
	3910.000	-41.05	-13	-28.05	-49.04	12.60	4.61
	4692.000	-49.50	-13	-36.50	-57.04	12.66	5.11
	5474.000	-48.72	-13	-35.72	-56.20	13.11	5.63
V	1564.000	-38.67	-13	-25.67	-44.80	9.03	2.91
	2346.000	-32.85	-13	-19.85	-39.79	10.52	3.59
	3128.000	-44.96	-13	-31.96	-52.62	11.80	4.14
	3910.000	-49.36	-13	-36.36	-57.35	12.60	4.61
	4692.000	-49.12	-13	-36.12	-56.66	12.66	5.11
	5474.000	-47.71	-13	-34.71	-55.19	13.11	5.63

Emission Level=SG(Signal Generator) Level+Antenna Gain-Cable Loss.

Product	Module		
Test Item	Radiated Spurious Emissions		
Test Mode	Mode 6: LTE Band 25		
Date of Test	2019/12/14	Test Site	CB2-H
Temperature (°C)	23.0°C	Humidity (%RH)	55%RH

BW 1.4M_CH 26047_16-QAM_1RB2

Antenna Polarity	Frequency (MHz)	Emission Level (dBm)	Limit (dBm)	Margin (dB)	SG Level (dBm)	Antenna Gain (dBi)	Cable Loss (dB)
H	3701.400	-42.92	-13	-29.92	-51.02	12.61	4.51
	5552.100	-30.94	-13	-17.94	-38.40	13.13	5.67
	7402.800	-39.82	-13	-26.82	-44.53	11.32	6.60
	9253.500	-42.41	-13	-29.41	-47.03	11.83	7.21
	11104.200	-39.55	-13	-26.55	-43.26	11.67	7.96
	12954.900	-41.32	-13	-28.32	-46.31	13.62	8.64
V	3701.400	-44.90	-13	-31.90	-53.00	12.61	4.51
	5552.100	-33.32	-13	-20.32	-40.78	13.13	5.67
	7402.800	-41.58	-13	-28.58	-46.29	11.32	6.60
	9253.500	-41.39	-13	-28.39	-46.01	11.83	7.21
	11104.200	-39.47	-13	-26.47	-43.18	11.67	7.96
	12954.900	-40.78	-13	-27.78	-45.77	13.62	8.64

Emission Level=SG(Signal Generator) Level+Antenna Gain-Cable Loss.

BW 1.4M_CH 26047_QPSK_1RB2

Antenna Polarity	Frequency (MHz)	Emission Level (dBm)	Limit (dBm)	Margin (dB)	SG Level (dBm)	Antenna Gain (dBi)	Cable Loss (dB)
H	3701.400	-42.88	-13	-29.88	-50.98	12.61	4.51
	5552.100	-31.01	-13	-18.01	-38.47	13.13	5.67
	7402.800	-39.79	-13	-26.79	-44.50	11.32	6.60
	9253.500	-42.50	-13	-29.50	-47.12	11.83	7.21
	11104.200	-39.39	-13	-26.39	-43.10	11.67	7.96
	12954.900	-41.06	-13	-28.06	-46.05	13.62	8.64
V	3701.400	-44.95	-13	-31.95	-53.05	12.61	4.51
	5552.100	-33.02	-13	-20.02	-40.48	13.13	5.67
	7402.800	-41.48	-13	-28.48	-46.19	11.32	6.60
	9253.500	-41.22	-13	-28.22	-45.84	11.83	7.21
	11104.200	-39.67	-13	-26.67	-43.38	11.67	7.96
	12954.900	-40.69	-13	-27.69	-45.68	13.62	8.64

Emission Level=SG(Signal Generator) Level+Antenna Gain-Cable Loss.

BW 1.4M_CH 26365_16-QAM_1RB2

Antenna Polarity	Frequency (MHz)	Emission Level (dBm)	Limit (dBm)	Margin (dB)	SG Level (dBm)	Antenna Gain (dBi)	Cable Loss (dB)
H	3765.000	-44.22	-13	-31.22	-52.28	12.60	4.54
	5647.500	-32.38	-13	-19.38	-39.78	13.10	5.70
	7530.000	-42.61	-13	-29.61	-47.23	11.24	6.61
	9412.500	-41.27	-13	-28.27	-45.76	11.79	7.29
	11295.000	-38.08	-13	-25.08	-41.95	11.94	8.07
	13177.500	-39.80	-13	-26.80	-44.39	13.30	8.71
V	3765.000	-45.72	-13	-32.72	-53.78	12.60	4.54
	5647.500	-32.84	-13	-19.84	-40.24	13.10	5.70
	7530.000	-42.05	-13	-29.05	-46.67	11.24	6.61
	9412.500	-42.33	-13	-29.33	-46.82	11.79	7.29
	11295.000	-39.27	-13	-26.27	-43.14	11.94	8.07
	13177.500	-39.27	-13	-26.27	-43.86	13.30	8.71

Emission Level=SG(Signal Generator) Level+Antenna Gain-Cable Loss.

BW 1.4M_CH 26365_QPSK_1RB2

Antenna Polarity	Frequency (MHz)	Emission Level (dBm)	Limit (dBm)	Margin (dB)	SG Level (dBm)	Antenna Gain (dBi)	Cable Loss (dB)
H	3765.000	-44.09	-13	-31.09	-52.15	12.60	4.54
	5647.500	-32.25	-13	-19.25	-39.65	13.10	5.70
	7530.000	-42.58	-13	-29.58	-47.20	11.24	6.61
	9412.500	-41.13	-13	-28.13	-45.62	11.79	7.29
	11295.000	-38.14	-13	-25.14	-42.01	11.94	8.07
	13177.500	-39.76	-13	-26.76	-44.35	13.30	8.71
V	3765.000	-45.67	-13	-32.67	-53.73	12.60	4.54
	5647.500	-32.91	-13	-19.91	-40.31	13.10	5.70
	7530.000	-42.12	-13	-29.12	-46.74	11.24	6.61
	9412.500	-42.05	-13	-29.05	-46.54	11.79	7.29
	11295.000	-39.07	-13	-26.07	-42.94	11.94	8.07
	13177.500	-39.38	-13	-26.38	-43.97	13.30	8.71

Emission Level=SG(Signal Generator) Level+Antenna Gain-Cable Loss.

BW 1.4M_CH 26683_16-QAM_1RB2

Antenna Polarity	Frequency (MHz)	Emission Level (dBm)	Limit (dBm)	Margin (dB)	SG Level (dBm)	Antenna Gain (dBi)	Cable Loss (dB)
H	3828.600	-39.38	-13	-26.38	-47.41	12.60	4.57
	5742.900	-29.68	-13	-16.68	-37.02	13.07	5.73
	7657.200	-41.37	-13	-28.37	-46.02	11.24	6.59
	9571.500	-39.43	-13	-26.43	-43.88	11.81	7.36
	11485.800	-39.27	-13	-26.27	-43.31	12.21	8.17
	13400.100	-39.16	-13	-26.16	-43.31	12.92	8.77
V	3828.600	-40.58	-13	-27.58	-48.61	12.60	4.57
	5742.900	-28.47	-13	-15.47	-35.81	13.07	5.73
	7657.200	-41.21	-13	-28.21	-45.86	11.24	6.59
	9571.500	-39.27	-13	-26.27	-43.72	11.81	7.36
	11485.800	-39.08	-13	-26.08	-43.12	12.21	8.17
	13400.100	-39.44	-13	-26.44	-43.59	12.92	8.77

Emission Level=SG(Signal Generator) Level+Antenna Gain-Cable Loss.

BW 1.4M_CH 26683_QPSK_1RB2

Antenna Polarity	Frequency (MHz)	Emission Level (dBm)	Limit (dBm)	Margin (dB)	SG Level (dBm)	Antenna Gain (dBi)	Cable Loss (dB)
H	3828.600	-39.45	-13	-26.45	-47.48	12.60	4.57
	5742.900	-29.70	-13	-16.70	-37.04	13.07	5.73
	7657.200	-41.50	-13	-28.50	-46.15	11.24	6.59
	9571.500	-39.26	-13	-26.26	-43.71	11.81	7.36
	11485.800	-39.29	-13	-26.29	-43.33	12.21	8.17
	13400.100	-39.06	-13	-26.06	-43.21	12.92	8.77
V	3828.600	-40.62	-13	-27.62	-48.65	12.60	4.57
	5742.900	-28.58	-13	-15.58	-35.92	13.07	5.73
	7657.200	-41.29	-13	-28.29	-45.94	11.24	6.59
	9571.500	-39.34	-13	-26.34	-43.79	11.81	7.36
	11485.800	-39.15	-13	-26.15	-43.19	12.21	8.17
	13400.100	-39.26	-13	-26.26	-43.41	12.92	8.77

Emission Level=SG(Signal Generator) Level+Antenna Gain-Cable Loss.

BW 3M_CH 26055_16-QAM_1RB7

Antenna Polarity	Frequency (MHz)	Emission Level (dBm)	Limit (dBm)	Margin (dB)	SG Level (dBm)	Antenna Gain (dBi)	Cable Loss (dB)
H	3703.000	-42.76	-13	-29.76	-50.86	12.61	4.51
	5554.500	-30.15	-13	-17.15	-37.61	13.12	5.67
	7406.000	-39.78	-13	-26.78	-44.49	11.31	6.60
	9257.500	-42.21	-13	-29.21	-46.83	11.83	7.21
	11109.000	-39.49	-13	-26.49	-43.20	11.67	7.96
	12960.500	-41.18	-13	-28.18	-46.16	13.62	8.64
V	3703.000	-44.69	-13	-31.69	-52.79	12.61	4.51
	5554.500	-33.02	-13	-20.02	-40.48	13.12	5.67
	7406.000	-41.48	-13	-28.48	-46.19	11.31	6.60
	9257.500	-41.83	-13	-28.83	-46.45	11.83	7.21
	11109.000	-39.40	-13	-26.40	-43.11	11.67	7.96
	12960.500	-40.80	-13	-27.80	-45.78	13.62	8.64

Emission Level=SG(Signal Generator) Level+Antenna Gain-Cable Loss.

BW 3M_CH 26055_QPSK_1RB7

Antenna Polarity	Frequency (MHz)	Emission Level (dBm)	Limit (dBm)	Margin (dB)	SG Level (dBm)	Antenna Gain (dBi)	Cable Loss (dB)
H	3703.000	-42.79	-13	-29.79	-50.89	12.61	4.51
	5554.500	-30.95	-13	-17.95	-38.41	13.12	5.67
	7406.000	-39.85	-13	-26.85	-44.56	11.31	6.60
	9257.500	-41.98	-13	-28.98	-46.60	11.83	7.21
	11109.000	-38.93	-13	-25.93	-42.64	11.67	7.96
	12960.500	-40.87	-13	-27.87	-45.85	13.62	8.64
V	3703.000	-44.74	-13	-31.74	-52.84	12.61	4.51
	5554.500	-33.17	-13	-20.17	-40.63	13.12	5.67
	7406.000	-41.55	-13	-28.55	-46.26	11.31	6.60
	9257.500	-41.45	-13	-28.45	-46.07	11.83	7.21
	11109.000	-39.59	-13	-26.59	-43.30	11.67	7.96
	12960.500	-40.88	-13	-27.88	-45.86	13.62	8.64

Emission Level=SG(Signal Generator) Level+Antenna Gain-Cable Loss.

BW 3M_CH 26365_16-QAM_1RB7

Antenna Polarity	Frequency (MHz)	Emission Level (dBm)	Limit (dBm)	Margin (dB)	SG Level (dBm)	Antenna Gain (dBi)	Cable Loss (dB)
H	3765.000	-44.34	-13	-31.34	-52.40	12.60	4.54
	5647.500	-32.42	-13	-19.42	-39.82	13.10	5.70
	7530.000	-42.59	-13	-29.59	-47.21	11.24	6.61
	9412.500	-41.37	-13	-28.37	-45.86	11.79	7.29
	11295.000	-38.39	-13	-25.39	-42.26	11.94	8.07
	13177.500	-39.69	-13	-26.69	-44.28	13.30	8.71
V	3765.000	-45.72	-13	-32.72	-53.78	12.60	4.54
	5647.500	-32.84	-13	-19.84	-40.24	13.10	5.70
	7530.000	-42.05	-13	-29.05	-46.67	11.24	6.61
	9412.500	-42.33	-13	-29.33	-46.82	11.79	7.29
	11295.000	-39.27	-13	-26.27	-43.14	11.94	8.07
	13177.500	-39.27	-13	-26.27	-43.86	13.30	8.71

Emission Level=SG(Signal Generator) Level+Antenna Gain-Cable Loss.

BW 3M_CH 26365_QPSK_1RB7

Antenna Polarity	Frequency (MHz)	Emission Level (dBm)	Limit (dBm)	Margin (dB)	SG Level (dBm)	Antenna Gain (dBi)	Cable Loss (dB)
H	3765.000	-44.12	-13	-31.12	-52.18	12.60	4.54
	5647.500	-32.35	-13	-19.35	-39.75	13.10	5.70
	7530.000	-42.27	-13	-29.27	-46.89	11.24	6.61
	9412.500	-41.15	-13	-28.15	-45.64	11.79	7.29
	11295.000	-38.28	-13	-25.28	-42.15	11.94	8.07
	13177.500	-39.70	-13	-26.70	-44.29	13.30	8.71
V	3765.000	-45.80	-13	-32.80	-53.86	12.60	4.54
	5647.500	-33.04	-13	-20.04	-40.44	13.10	5.70
	7530.000	-42.08	-13	-29.08	-46.70	11.24	6.61
	9412.500	-42.22	-13	-29.22	-46.71	11.79	7.29
	11295.000	-39.16	-13	-26.16	-43.03	11.94	8.07
	13177.500	-40.13	-13	-27.13	-44.72	13.30	8.71

Emission Level=SG(Signal Generator) Level+Antenna Gain-Cable Loss.

BW 3M_CH 26675_16-QAM_1RB7

Antenna Polarity	Frequency (MHz)	Emission Level (dBm)	Limit (dBm)	Margin (dB)	SG Level (dBm)	Antenna Gain (dBi)	Cable Loss (dB)
H	3827.000	-38.52	-13	-25.52	-46.55	12.60	4.57
	5740.500	-29.86	-13	-16.86	-37.20	13.07	5.73
	7654.000	-41.18	-13	-28.18	-45.83	11.24	6.59
	9567.500	-39.51	-13	-26.51	-43.96	11.81	7.36
	11481.000	-39.67	-13	-26.67	-43.70	12.20	8.17
	13394.500	-39.15	-13	-26.15	-43.31	12.93	8.77
V	3827.000	-40.20	-13	-27.20	-48.23	12.60	4.57
	5740.500	-28.36	-13	-15.36	-35.70	13.07	5.73
	7654.000	-41.09	-13	-28.09	-45.74	11.24	6.59
	9567.500	-38.86	-13	-25.86	-43.31	11.81	7.36
	11481.000	-39.28	-13	-26.28	-43.31	12.20	8.17
	13394.500	-39.37	-13	-26.37	-43.53	12.93	8.77

Emission Level=SG(Signal Generator) Level+Antenna Gain-Cable Loss.

BW 3M_CH 26675_QPSK_1RB7

Antenna Polarity	Frequency (MHz)	Emission Level (dBm)	Limit (dBm)	Margin (dB)	SG Level (dBm)	Antenna Gain (dBi)	Cable Loss (dB)
H	3827.000	-39.58	-13	-26.58	-47.61	12.60	4.57
	5740.500	-29.41	-13	-16.41	-36.75	13.07	5.73
	7654.000	-38.03	-13	-25.03	-42.68	11.24	6.59
	9567.500	-39.29	-13	-26.29	-43.74	11.81	7.36
	11481.000	-38.84	-13	-25.84	-42.87	12.20	8.17
	13394.500	-39.24	-13	-26.24	-43.40	12.93	8.77
V	3827.000	-40.66	-13	-27.66	-48.69	12.60	4.57
	5740.500	-27.98	-13	-14.98	-35.32	13.07	5.73
	7654.000	-41.33	-13	-28.33	-45.98	11.24	6.59
	9567.500	-39.64	-13	-26.64	-44.09	11.81	7.36
	11481.000	-39.24	-13	-26.24	-43.27	12.20	8.17
	13394.500	-39.55	-13	-26.55	-43.71	12.93	8.77

Emission Level=SG(Signal Generator) Level+Antenna Gain-Cable Loss.

BW 5M_CH 26065_16-QAM_1RB12

Antenna Polarity	Frequency (MHz)	Emission Level (dBm)	Limit (dBm)	Margin (dB)	SG Level (dBm)	Antenna Gain (dBi)	Cable Loss (dB)
H	3705.000	-42.49	-13	-29.49	-50.58	12.61	4.51
	5557.500	-30.67	-13	-17.67	-38.12	13.12	5.67
	7410.000	-39.53	-13	-26.53	-44.24	11.31	6.60
	9262.500	-42.33	-13	-29.33	-46.94	11.82	7.21
	11115.000	-42.67	-13	-29.67	-46.39	11.68	7.96
	12967.500	-41.30	-13	-28.30	-46.27	13.62	8.64
V	3705.000	-44.71	-13	-31.71	-52.80	12.61	4.51
	5557.500	-32.38	-13	-19.38	-39.83	13.12	5.67
	7410.000	-41.56	-13	-28.56	-46.27	11.31	6.60
	9262.500	-41.96	-13	-28.96	-46.57	11.82	7.21
	11115.000	-39.36	-13	-26.36	-43.08	11.68	7.96
	12967.500	-39.72	-13	-26.72	-44.69	13.62	8.64

Emission Level=SG(Signal Generator) Level+Antenna Gain-Cable Loss.

BW 5M_CH 26065_QPSK_1RB12

Antenna Polarity	Frequency (MHz)	Emission Level (dBm)	Limit (dBm)	Margin (dB)	SG Level (dBm)	Antenna Gain (dBi)	Cable Loss (dB)
H	3705.000	-42.86	-13	-29.86	-50.95	12.61	4.51
	5557.500	-30.73	-13	-17.73	-38.18	13.12	5.67
	7410.000	-39.96	-13	-26.96	-44.67	11.31	6.60
	9262.500	-41.80	-13	-28.80	-46.41	11.82	7.21
	11115.000	-39.52	-13	-26.52	-43.24	11.68	7.96
	12967.500	-40.67	-13	-27.67	-45.64	13.62	8.64
V	3705.000	-43.76	-13	-30.76	-51.85	12.61	4.51
	5557.500	-33.19	-13	-20.19	-40.64	13.12	5.67
	7410.000	-41.59	-13	-28.59	-46.30	11.31	6.60
	9262.500	-40.96	-13	-27.96	-45.57	11.82	7.21
	11115.000	-39.63	-13	-26.63	-43.35	11.68	7.96
	12967.500	-40.92	-13	-27.92	-45.89	13.62	8.64

Emission Level=SG(Signal Generator) Level+Antenna Gain-Cable Loss.

BW 5M_CH 26365_16-QAM_1RB12

Antenna Polarity	Frequency (MHz)	Emission Level (dBm)	Limit (dBm)	Margin (dB)	SG Level (dBm)	Antenna Gain (dBi)	Cable Loss (dB)
H	3765.000	-43.93	-13	-30.93	-51.99	12.60	4.54
	5647.500	-32.32	-13	-19.32	-39.72	13.10	5.70
	7530.000	-42.68	-13	-29.68	-47.30	11.24	6.61
	9412.500	-41.39	-13	-28.39	-45.88	11.79	7.29
	11295.000	-38.40	-13	-25.40	-42.27	11.94	8.07
	13177.500	-39.77	-13	-26.77	-44.36	13.30	8.71
V	3765.000	-44.62	-13	-31.62	-52.68	12.60	4.54
	5647.500	-32.96	-13	-19.96	-40.36	13.10	5.70
	7530.000	-42.12	-13	-29.12	-46.74	11.24	6.61
	9412.500	-42.38	-13	-29.38	-46.87	11.79	7.29
	11295.000	-39.56	-13	-26.56	-43.43	11.94	8.07
	13177.500	-39.37	-13	-26.37	-43.96	13.30	8.71

Emission Level=SG(Signal Generator) Level+Antenna Gain-Cable Loss.

BW 5M_CH 26365_QPSK_1RB12

Antenna Polarity	Frequency (MHz)	Emission Level (dBm)	Limit (dBm)	Margin (dB)	SG Level (dBm)	Antenna Gain (dBi)	Cable Loss (dB)
H	3765.000	-44.28	-13	-31.28	-52.34	12.60	4.54
	5647.500	-32.65	-13	-19.65	-40.05	13.10	5.70
	7530.000	-42.89	-13	-29.89	-47.51	11.24	6.61
	9412.500	-42.35	-13	-29.35	-46.84	11.79	7.29
	11295.000	-38.09	-13	-25.09	-41.96	11.94	8.07
	13177.500	-39.66	-13	-26.66	-44.25	13.30	8.71
V	3765.000	-45.72	-13	-32.72	-53.78	12.60	4.54
	5647.500	-33.46	-13	-20.46	-40.86	13.10	5.70
	7530.000	-42.12	-13	-29.12	-46.74	11.24	6.61
	9412.500	-42.33	-13	-29.33	-46.82	11.79	7.29
	11295.000	-39.28	-13	-26.28	-43.15	11.94	8.07
	13177.500	-40.29	-13	-27.29	-44.88	13.30	8.71

Emission Level=SG(Signal Generator) Level+Antenna Gain-Cable Loss.

BW 5M_CH 26665_16-QAM_1RB12

Antenna Polarity	Frequency (MHz)	Emission Level (dBm)	Limit (dBm)	Margin (dB)	SG Level (dBm)	Antenna Gain (dBi)	Cable Loss (dB)
H	3825.000	-38.19	-13	-25.19	-46.22	12.60	4.57
	5737.500	-28.53	-13	-15.53	-35.87	13.07	5.73
	7650.000	-40.03	-13	-27.03	-44.68	11.24	6.59
	9562.500	-39.31	-13	-26.31	-43.76	11.81	7.36
	11475.000	-39.79	-13	-26.79	-43.82	12.19	8.17
	13387.500	-39.26	-13	-26.26	-43.44	12.94	8.77
V	3825.000	-39.67	-13	-26.67	-47.70	12.60	4.57
	5737.500	-28.58	-13	-15.58	-35.92	13.07	5.73
	7650.000	-41.12	-13	-28.12	-45.77	11.24	6.59
	9562.500	-41.09	-13	-28.09	-45.54	11.81	7.36
	11475.000	-39.88	-13	-26.88	-43.91	12.19	8.17
	13387.500	-39.33	-13	-26.33	-43.51	12.94	8.77

Emission Level=SG(Signal Generator) Level+Antenna Gain-Cable Loss.

BW 5M_CH 26665_QPSK_1RB12

Antenna Polarity	Frequency (MHz)	Emission Level (dBm)	Limit (dBm)	Margin (dB)	SG Level (dBm)	Antenna Gain (dBi)	Cable Loss (dB)
H	3825.000	-39.49	-13	-26.49	-47.52	12.60	4.57
	5737.500	-29.38	-13	-16.38	-36.72	13.07	5.73
	7650.000	-38.13	-13	-25.13	-42.78	11.24	6.59
	9562.500	-39.61	-13	-26.61	-44.06	11.81	7.36
	11475.000	-38.91	-13	-25.91	-42.94	12.19	8.17
	13387.500	-39.62	-13	-26.62	-43.80	12.94	8.77
V	3825.000	-40.70	-13	-27.70	-48.73	12.60	4.57
	5737.500	-28.05	-13	-15.05	-35.39	13.07	5.73
	7650.000	-41.26	-13	-28.26	-45.91	11.24	6.59
	9562.500	-39.82	-13	-26.82	-44.27	11.81	7.36
	11475.000	-39.62	-13	-26.62	-43.65	12.19	8.17
	13387.500	-38.86	-13	-25.86	-43.04	12.94	8.77

Emission Level=SG(Signal Generator) Level+Antenna Gain-Cable Loss.

BW 10M_CH 26090_16-QAM_1RB24

Antenna Polarity	Frequency (MHz)	Emission Level (dBm)	Limit (dBm)	Margin (dB)	SG Level (dBm)	Antenna Gain (dBi)	Cable Loss (dB)
H	3710.000	-41.55	-13	-28.55	-49.64	12.61	4.51
	5565.000	-30.21	-13	-17.21	-37.66	13.12	5.67
	7420.000	-39.69	-13	-26.69	-44.39	11.30	6.60
	9275.000	-41.54	-13	-28.54	-46.14	11.82	7.22
	11130.000	-39.18	-13	-26.18	-42.91	11.70	7.97
	12985.000	-41.20	-13	-28.20	-46.16	13.61	8.65
V	3710.000	-40.52	-13	-27.52	-48.61	12.61	4.51
	5565.000	-31.22	-13	-18.22	-38.67	13.12	5.67
	7420.000	-40.63	-13	-27.63	-45.33	11.30	6.60
	9275.000	-41.63	-13	-28.63	-46.23	11.82	7.22
	11130.000	-39.18	-13	-26.18	-42.91	11.70	7.97
	12985.000	-39.85	-13	-26.85	-44.81	13.61	8.65

Emission Level=SG(Signal Generator) Level+Antenna Gain-Cable Loss.

BW 10M_CH 26090_QPSK_1RB24

Antenna Polarity	Frequency (MHz)	Emission Level (dBm)	Limit (dBm)	Margin (dB)	SG Level (dBm)	Antenna Gain (dBi)	Cable Loss (dB)
H	3710.000	-41.73	-13	-28.73	-49.82	12.61	4.51
	5565.000	-33.53	-13	-20.53	-40.98	13.12	5.67
	7420.000	-40.25	-13	-27.25	-44.95	11.30	6.60
	9275.000	-41.76	-13	-28.76	-46.36	11.82	7.22
	11130.000	-38.15	-13	-25.15	-41.88	11.70	7.97
	12985.000	-39.85	-13	-26.85	-44.81	13.61	8.65
V	3710.000	-43.74	-13	-30.74	-51.83	12.61	4.51
	5565.000	-32.37	-13	-19.37	-39.82	13.12	5.67
	7420.000	-41.48	-13	-28.48	-46.18	11.30	6.60
	9275.000	-41.26	-13	-28.26	-45.86	11.82	7.22
	11130.000	-39.61	-13	-26.61	-43.34	11.70	7.97
	12985.000	-40.24	-13	-27.24	-45.20	13.61	8.65

Emission Level=SG(Signal Generator) Level+Antenna Gain-Cable Loss.

BW 10M_CH 26365_16-QAM_1RB24

Antenna Polarity	Frequency (MHz)	Emission Level (dBm)	Limit (dBm)	Margin (dB)	SG Level (dBm)	Antenna Gain (dBi)	Cable Loss (dB)
H	3765.000	-44.36	-13	-31.36	-52.42	12.60	4.54
	5647.500	-32.58	-13	-19.58	-39.98	13.10	5.70
	7530.000	-41.89	-13	-28.89	-46.51	11.24	6.61
	9412.500	-41.52	-13	-28.52	-46.01	11.79	7.29
	11295.000	-38.45	-13	-25.45	-42.32	11.94	8.07
	13177.500	-39.71	-13	-26.71	-44.30	13.30	8.71
V	3765.000	-44.66	-13	-31.66	-52.72	12.60	4.54
	5647.500	-31.96	-13	-18.96	-39.36	13.10	5.70
	7530.000	-41.98	-13	-28.98	-46.60	11.24	6.61
	9412.500	-42.36	-13	-29.36	-46.85	11.79	7.29
	11295.000	-40.18	-13	-27.18	-44.05	11.94	8.07
	13177.500	-39.29	-13	-26.29	-43.88	13.30	8.71

Emission Level=SG(Signal Generator) Level+Antenna Gain-Cable Loss.

BW 10M_CH 26365_QPSK_1RB24

Antenna Polarity	Frequency (MHz)	Emission Level (dBm)	Limit (dBm)	Margin (dB)	SG Level (dBm)	Antenna Gain (dBi)	Cable Loss (dB)
H	3765.000	-43.08	-13	-30.08	-51.14	12.60	4.54
	5647.500	-32.02	-13	-19.02	-39.42	13.10	5.70
	7530.000	-42.37	-13	-29.37	-46.99	11.24	6.61
	9412.500	-41.30	-13	-28.30	-45.79	11.79	7.29
	11295.000	-37.96	-13	-24.96	-41.83	11.94	8.07
	13177.500	-39.65	-13	-26.65	-44.24	13.30	8.71
V	3765.000	-45.58	-13	-32.58	-53.64	12.60	4.54
	5647.500	-32.36	-13	-19.36	-39.76	13.10	5.70
	7530.000	-42.27	-13	-29.27	-46.89	11.24	6.61
	9412.500	-42.30	-13	-29.30	-46.79	11.79	7.29
	11295.000	-39.01	-13	-26.01	-42.88	11.94	8.07
	13177.500	-40.22	-13	-27.22	-44.81	13.30	8.71

Emission Level=SG(Signal Generator) Level+Antenna Gain-Cable Loss.

BW 10M_CH 26640_16-QAM_1RB24

Antenna Polarity	Frequency (MHz)	Emission Level (dBm)	Limit (dBm)	Margin (dB)	SG Level (dBm)	Antenna Gain (dBi)	Cable Loss (dB)
H	3820.000	-38.37	-13	-25.37	-46.41	12.60	4.57
	5730.000	-30.13	-13	-17.13	-37.48	13.08	5.73
	7640.000	-40.27	-13	-27.27	-44.92	11.24	6.60
	9550.000	-38.76	-13	-25.76	-43.20	11.80	7.36
	11460.000	-39.83	-13	-26.83	-43.85	12.17	8.16
	13370.000	-38.91	-13	-25.91	-43.12	12.97	8.76
V	3820.000	-39.11	-13	-26.11	-47.15	12.60	4.57
	5730.000	-29.06	-13	-16.06	-36.41	13.08	5.73
	7640.000	-40.95	-13	-27.95	-45.60	11.24	6.60
	9550.000	-38.70	-13	-25.70	-43.14	11.80	7.36
	11460.000	-39.07	-13	-26.07	-43.09	12.17	8.16
	13370.000	-39.30	-13	-26.30	-43.51	12.97	8.76

Emission Level=SG(Signal Generator) Level+Antenna Gain-Cable Loss.

BW 10M_CH 26640_QPSK_1RB24

Antenna Polarity	Frequency (MHz)	Emission Level (dBm)	Limit (dBm)	Margin (dB)	SG Level (dBm)	Antenna Gain (dBi)	Cable Loss (dB)
H	3820.000	-40.18	-13	-27.18	-48.22	12.60	4.57
	5730.000	-30.32	-13	-17.32	-37.67	13.08	5.73
	7640.000	-38.26	-13	-25.26	-42.91	11.24	6.60
	9550.000	-38.73	-13	-25.73	-43.17	11.80	7.36
	11460.000	-38.42	-13	-25.42	-42.44	12.17	8.16
	13370.000	-39.48	-13	-26.48	-43.69	12.97	8.76
V	3820.000	-40.27	-13	-27.27	-48.31	12.60	4.57
	5730.000	-28.04	-13	-15.04	-35.39	13.08	5.73
	7640.000	-40.87	-13	-27.87	-45.52	11.24	6.60
	9550.000	-39.51	-13	-26.51	-43.95	11.80	7.36
	11460.000	-39.75	-13	-26.75	-43.77	12.17	8.16
	13370.000	-39.45	-13	-26.45	-43.66	12.97	8.76

Emission Level=SG(Signal Generator) Level+Antenna Gain-Cable Loss.

BW 15M_CH 26115_16-QAM_1RB37

Antenna Polarity	Frequency (MHz)	Emission Level (dBm)	Limit (dBm)	Margin (dB)	SG Level (dBm)	Antenna Gain (dBi)	Cable Loss (dB)
H	3715.000	-41.89	-13	-28.89	-49.98	12.61	4.52
	5572.500	-31.23	-13	-18.23	-38.67	13.12	5.68
	7430.000	-39.05	-13	-26.05	-43.74	11.29	6.61
	9287.500	-42.15	-13	-29.15	-46.74	11.82	7.23
	11145.000	-42.37	-13	-29.37	-46.11	11.73	7.98
	13002.500	-40.88	-13	-27.88	-45.81	13.60	8.66
V	3715.000	-42.89	-13	-29.89	-50.98	12.61	4.52
	5572.500	-32.85	-13	-19.85	-40.29	13.12	5.68
	7430.000	-41.26	-13	-28.26	-45.95	11.29	6.61
	9287.500	-40.76	-13	-27.76	-45.35	11.82	7.23
	11145.000	-39.93	-13	-26.93	-43.67	11.73	7.98
	13002.500	-39.69	-13	-26.69	-44.62	13.60	8.66

Emission Level=SG(Signal Generator) Level+Antenna Gain-Cable Loss.

BW 15M_CH 26115_QPSK_1RB37

Antenna Polarity	Frequency (MHz)	Emission Level (dBm)	Limit (dBm)	Margin (dB)	SG Level (dBm)	Antenna Gain (dBi)	Cable Loss (dB)
H	3715.000	-42.72	-13	-29.72	-50.81	12.61	4.52
	5572.500	-30.42	-13	-17.42	-37.86	13.12	5.68
	7430.000	-40.03	-13	-27.03	-44.72	11.29	6.61
	9287.500	-40.24	-13	-27.24	-44.83	11.82	7.23
	11145.000	-39.48	-13	-26.48	-43.22	11.73	7.98
	13002.500	-40.58	-13	-27.58	-45.51	13.60	8.66
V	3715.000	-43.28	-13	-30.28	-51.37	12.61	4.52
	5572.500	-32.37	-13	-19.37	-39.81	13.12	5.68
	7430.000	-41.72	-13	-28.72	-46.41	11.29	6.61
	9287.500	-40.66	-13	-27.66	-45.25	11.82	7.23
	11145.000	-39.57	-13	-26.57	-43.31	11.73	7.98
	13002.500	-40.47	-13	-27.47	-45.40	13.60	8.66

Emission Level=SG(Signal Generator) Level+Antenna Gain-Cable Loss.

BW 15M_CH 26365_16-QAM_1RB37

Antenna Polarity	Frequency (MHz)	Emission Level (dBm)	Limit (dBm)	Margin (dB)	SG Level (dBm)	Antenna Gain (dBi)	Cable Loss (dB)
H	3765.000	-42.84	-13	-29.84	-50.90	12.60	4.54
	5647.500	-32.05	-13	-19.05	-39.45	13.10	5.70
	7530.000	-42.77	-13	-29.77	-47.39	11.24	6.61
	9412.500	-41.52	-13	-28.52	-46.01	11.79	7.29
	11295.000	-38.33	-13	-25.33	-42.20	11.94	8.07
	13177.500	-39.80	-13	-26.80	-44.39	13.30	8.71
V	3765.000	-44.37	-13	-31.37	-52.43	12.60	4.54
	5647.500	-33.13	-13	-20.13	-40.53	13.10	5.70
	7530.000	-42.28	-13	-29.28	-46.90	11.24	6.61
	9412.500	-42.55	-13	-29.55	-47.04	11.79	7.29
	11295.000	-40.23	-13	-27.23	-44.10	11.94	8.07
	13177.500	-39.45	-13	-26.45	-44.04	13.30	8.71

Emission Level=SG(Signal Generator) Level+Antenna Gain-Cable Loss.

BW 15M_CH 26365_QPSK_1RB37

Antenna Polarity	Frequency (MHz)	Emission Level (dBm)	Limit (dBm)	Margin (dB)	SG Level (dBm)	Antenna Gain (dBi)	Cable Loss (dB)
H	3765.000	-44.33	-13	-31.33	-52.39	12.60	4.54
	5647.500	-32.29	-13	-19.29	-39.69	13.10	5.70
	7530.000	-41.18	-13	-28.18	-45.80	11.24	6.61
	9412.500	-42.67	-13	-29.67	-47.16	11.79	7.29
	11295.000	-38.55	-13	-25.55	-42.42	11.94	8.07
	13177.500	-39.97	-13	-26.97	-44.56	13.30	8.71
V	3765.000	-44.62	-13	-31.62	-52.68	12.60	4.54
	5647.500	-33.51	-13	-20.51	-40.91	13.10	5.70
	7530.000	-42.30	-13	-29.30	-46.92	11.24	6.61
	9412.500	-42.02	-13	-29.02	-46.51	11.79	7.29
	11295.000	-39.41	-13	-26.41	-43.28	11.94	8.07
	13177.500	-40.54	-13	-27.54	-45.13	13.30	8.71

Emission Level=SG(Signal Generator) Level+Antenna Gain-Cable Loss.

BW 15M_CH 26615_16-QAM_1RB37

Antenna Polarity	Frequency (MHz)	Emission Level (dBm)	Limit (dBm)	Margin (dB)	SG Level (dBm)	Antenna Gain (dBi)	Cable Loss (dB)
H	3815.000	-38.23	-13	-25.23	-46.27	12.60	4.57
	5722.500	-28.05	-13	-15.05	-35.40	13.08	5.73
	7630.000	-39.48	-13	-26.48	-44.12	11.24	6.60
	9537.500	-39.56	-13	-26.56	-44.00	11.79	7.35
	11445.000	-40.19	-13	-27.19	-44.19	12.15	8.15
	13352.500	-39.86	-13	-26.86	-44.10	13.00	8.76
V	3815.000	-39.52	-13	-26.52	-47.56	12.60	4.57
	5722.500	-28.56	-13	-15.56	-35.91	13.08	5.73
	7630.000	-41.08	-13	-28.08	-45.72	11.24	6.60
	9537.500	-40.28	-13	-27.28	-44.72	11.79	7.35
	11445.000	-40.12	-13	-27.12	-44.12	12.15	8.15
	13352.500	-39.61	-13	-26.61	-43.85	13.00	8.76

Emission Level=SG(Signal Generator) Level+Antenna Gain-Cable Loss.

BW 15M_CH 26615_QPSK_1RB37

Antenna Polarity	Frequency (MHz)	Emission Level (dBm)	Limit (dBm)	Margin (dB)	SG Level (dBm)	Antenna Gain (dBi)	Cable Loss (dB)
H	3815.000	-38.46	-13	-25.46	-46.50	12.60	4.57
	5722.500	-29.41	-13	-16.41	-36.76	13.08	5.73
	7630.000	-38.05	-13	-25.05	-42.69	11.24	6.60
	9537.500	-39.57	-13	-26.57	-44.01	11.79	7.35
	11445.000	-39.96	-13	-26.96	-43.96	12.15	8.15
	13352.500	-39.11	-13	-26.11	-43.35	13.00	8.76
V	3815.000	-41.27	-13	-28.27	-49.31	12.60	4.57
	5722.500	-28.33	-13	-15.33	-35.68	13.08	5.73
	7630.000	-41.66	-13	-28.66	-46.30	11.24	6.60
	9537.500	-39.91	-13	-26.91	-44.35	11.79	7.35
	11445.000	-40.04	-13	-27.04	-44.04	12.15	8.15
	13352.500	-39.55	-13	-26.55	-43.79	13.00	8.76

Emission Level=SG(Signal Generator) Level+Antenna Gain-Cable Loss.

BW 20M_CH 26140_16-QAM_1RB49

Antenna Polarity	Frequency (MHz)	Emission Level (dBm)	Limit (dBm)	Margin (dB)	SG Level (dBm)	Antenna Gain (dBi)	Cable Loss (dB)
H	3720.000	-41.26	-13	-28.26	-49.35	12.61	4.52
	5580.000	-29.68	-13	-16.68	-37.12	13.12	5.68
	7440.000	-39.72	-13	-26.72	-44.40	11.28	6.61
	9300.000	-41.69	-13	-28.69	-46.27	11.82	7.23
	11160.000	-39.77	-13	-26.77	-43.53	11.75	7.99
	13020.000	-41.36	-13	-28.36	-46.26	13.57	8.67
V	3720.000	-40.33	-13	-27.33	-48.42	12.61	4.52
	5580.000	-31.36	-13	-18.36	-38.80	13.12	5.68
	7440.000	-40.52	-13	-27.52	-45.20	11.28	6.61
	9300.000	-41.41	-13	-28.41	-45.99	11.82	7.23
	11160.000	-39.32	-13	-26.32	-43.08	11.75	7.99
	13020.000	-40.11	-13	-27.11	-45.01	13.57	8.67

Emission Level=SG(Signal Generator) Level+Antenna Gain-Cable Loss.

BW 20M_CH 26140_QPSK_1RB49

Antenna Polarity	Frequency (MHz)	Emission Level (dBm)	Limit (dBm)	Margin (dB)	SG Level (dBm)	Antenna Gain (dBi)	Cable Loss (dB)
H	3720.000	-39.58	-13	-26.58	-47.67	12.61	4.52
	5580.000	-32.78	-13	-19.78	-40.22	13.12	5.68
	7440.000	-39.93	-13	-26.93	-44.61	11.28	6.61
	9300.000	-41.07	-13	-28.07	-45.65	11.82	7.23
	11160.000	-37.91	-13	-24.91	-41.67	11.75	7.99
	13020.000	-39.47	-13	-26.47	-44.37	13.57	8.67
V	3720.000	-42.74	-13	-29.74	-50.83	12.61	4.52
	5580.000	-32.67	-13	-19.67	-40.11	13.12	5.68
	7440.000	-41.26	-13	-28.26	-45.94	11.28	6.61
	9300.000	-41.53	-13	-28.53	-46.11	11.82	7.23
	11160.000	-39.84	-13	-26.84	-43.60	11.75	7.99
	13020.000	-40.67	-13	-27.67	-45.57	13.57	8.67

Emission Level=SG(Signal Generator) Level+Antenna Gain-Cable Loss.

BW 20M_CH 26365_16-QAM_1RB49

Antenna Polarity	Frequency (MHz)	Emission Level (dBm)	Limit (dBm)	Margin (dB)	SG Level (dBm)	Antenna Gain (dBi)	Cable Loss (dB)
H	3765.000	-44.41	-13	-31.41	-52.47	12.60	4.54
	5647.500	-32.42	-13	-19.42	-39.82	13.10	5.70
	7530.000	-41.95	-13	-28.95	-46.57	11.24	6.61
	9412.500	-41.67	-13	-28.67	-46.16	11.79	7.29
	11295.000	-38.51	-13	-25.51	-42.38	11.94	8.07
	13177.500	-40.12	-13	-27.12	-44.71	13.30	8.71
V	3765.000	-42.29	-13	-29.29	-50.35	12.60	4.54
	5647.500	-31.32	-13	-18.32	-38.72	13.10	5.70
	7530.000	-42.05	-13	-29.05	-46.67	11.24	6.61
	9412.500	-42.17	-13	-29.17	-46.66	11.79	7.29
	11295.000	-40.33	-13	-27.33	-44.20	11.94	8.07
	13177.500	-39.79	-13	-26.79	-44.38	13.30	8.71

Emission Level=SG(Signal Generator) Level+Antenna Gain-Cable Loss.

BW 20M_CH 26365_QPSK_1RB49

Antenna Polarity	Frequency (MHz)	Emission Level (dBm)	Limit (dBm)	Margin (dB)	SG Level (dBm)	Antenna Gain (dBi)	Cable Loss (dB)
H	3765.000	-42.92	-13	-29.92	-50.98	12.60	4.54
	5647.500	-32.16	-13	-19.16	-39.56	13.10	5.70
	7530.000	-42.55	-13	-29.55	-47.17	11.24	6.61
	9412.500	-41.29	-13	-28.29	-45.78	11.79	7.29
	11295.000	-38.09	-13	-25.09	-41.96	11.94	8.07
	13177.500	-39.44	-13	-26.44	-44.03	13.30	8.71
V	3765.000	-44.28	-13	-31.28	-52.34	12.60	4.54
	5647.500	-32.49	-13	-19.49	-39.89	13.10	5.70
	7530.000	-42.53	-13	-29.53	-47.15	11.24	6.61
	9412.500	-42.66	-13	-29.66	-47.15	11.79	7.29
	11295.000	-39.71	-13	-26.71	-43.58	11.94	8.07
	13177.500	-40.20	-13	-27.20	-44.79	13.30	8.71

Emission Level=SG(Signal Generator) Level+Antenna Gain-Cable Loss.

BW 20M_CH 26590_16-QAM_1RB49

Antenna Polarity	Frequency (MHz)	Emission Level (dBm)	Limit (dBm)	Margin (dB)	SG Level (dBm)	Antenna Gain (dBi)	Cable Loss (dB)
H	3810.000	-39.91	-13	-26.91	-47.95	12.60	4.56
	5715.000	-30.39	-13	-17.39	-37.75	13.08	5.72
	7620.000	-40.50	-13	-27.50	-45.14	11.24	6.60
	9525.000	-39.16	-13	-26.16	-43.59	11.78	7.35
	11430.000	-39.48	-13	-26.48	-43.47	12.13	8.14
	13335.000	-39.17	-13	-26.17	-43.45	13.03	8.75
V	3810.000	-39.28	-13	-26.28	-47.32	12.60	4.56
	5715.000	-29.31	-13	-16.31	-36.67	13.08	5.72
	7620.000	-40.25	-13	-27.25	-44.89	11.24	6.60
	9525.000	-38.60	-13	-25.60	-43.03	11.78	7.35
	11430.000	-39.51	-13	-26.51	-43.50	12.13	8.14
	13335.000	-40.63	-13	-27.63	-44.91	13.03	8.75

Emission Level=SG(Signal Generator) Level+Antenna Gain-Cable Loss.

BW 20M_CH 26590_QPSK_1RB49

Antenna Polarity	Frequency (MHz)	Emission Level (dBm)	Limit (dBm)	Margin (dB)	SG Level (dBm)	Antenna Gain (dBi)	Cable Loss (dB)
H	3810.000	-40.24	-13	-27.24	-48.28	12.60	4.56
	5715.000	-30.07	-13	-17.07	-37.43	13.08	5.72
	7620.000	-38.85	-13	-25.85	-43.49	11.24	6.60
	9525.000	-39.16	-13	-26.16	-43.59	11.78	7.35
	11430.000	-38.36	-13	-25.36	-42.35	12.13	8.14
	13335.000	-38.78	-13	-25.78	-43.06	13.03	8.75
V	3810.000	-41.17	-13	-28.17	-49.21	12.60	4.56
	5715.000	-29.33	-13	-16.33	-36.69	13.08	5.72
	7620.000	-40.61	-13	-27.61	-45.25	11.24	6.60
	9525.000	-39.49	-13	-26.49	-43.92	11.78	7.35
	11430.000	-39.61	-13	-26.61	-43.60	12.13	8.14
	13335.000	-39.81	-13	-26.81	-44.09	13.03	8.75

Emission Level=SG(Signal Generator) Level+Antenna Gain-Cable Loss.

Product	Module		
Test Item	Radiated Spurious Emissions (Part 22)		
Test Mode	Mode 7: LTE Band 26		
Date of Test	2019/12/20	Test Site	CB2-H
Temperature (°C)	21.5°C	Humidity (%RH)	54%RH

BW 1.4M_CH 26797_16-QAM_3RB3

Antenna Polarity	Frequency (MHz)	Emission Level (dBm)	Limit (dBm)	Margin (dB)	SG Level (dBm)	Antenna Gain (dBi)	Cable Loss (dB)
H	1649.400	-39.66	-13	-26.66	-45.96	9.29	2.99
	2474.100	-41.13	-13	-28.13	-48.03	10.59	3.68
	3298.800	-41.03	-13	-28.03	-48.94	12.17	4.26
	4123.500	-47.44	-13	-34.44	-55.31	12.61	4.74
	4948.200	-46.25	-13	-33.25	-53.64	12.65	5.26
	5772.900	-45.11	-13	-32.11	-52.43	13.06	5.74
V	1649.400	-36.46	-13	-23.46	-42.76	9.29	2.99
	2474.100	-34.16	-13	-21.16	-41.06	10.59	3.68
	3298.800	-38.66	-13	-25.66	-46.57	12.17	4.26
	4123.500	-48.38	-13	-35.38	-56.25	12.61	4.74
	4948.200	-46.07	-13	-33.07	-53.46	12.65	5.26
	5772.900	-44.58	-13	-31.58	-51.90	13.06	5.74

Emission Level=SG(Signal Generator) Level+Antenna Gain-Cable Loss.

BW 1.4M_CH 26797_QPSK_1RB2

Antenna Polarity	Frequency (MHz)	Emission Level (dBm)	Limit (dBm)	Margin (dB)	SG Level (dBm)	Antenna Gain (dBi)	Cable Loss (dB)
H	1649.400	-40.22	-13	-27.22	-46.52	9.29	2.99
	2474.100	-43.08	-13	-30.08	-49.98	10.59	3.68
	3298.800	-42.80	-13	-29.80	-50.71	12.17	4.26
	4123.500	-48.47	-13	-35.47	-56.34	12.61	4.74
	4948.200	-47.33	-13	-34.33	-54.72	12.65	5.26
	5772.900	-45.38	-13	-32.38	-52.70	13.06	5.74
V	1649.400	-38.20	-13	-25.20	-44.50	9.29	2.99
	2474.100	-31.28	-13	-18.28	-38.18	10.59	3.68
	3298.800	-40.35	-13	-27.35	-48.26	12.17	4.26
	4123.500	-48.58	-13	-35.58	-56.45	12.61	4.74
	4948.200	-46.35	-13	-33.35	-53.74	12.65	5.26
	5772.900	-45.25	-13	-32.25	-52.57	13.06	5.74

Emission Level=SG(Signal Generator) Level+Antenna Gain-Cable Loss.

BW 1.4M_CH 26915_16-QAM_1RB2

Antenna Polarity	Frequency (MHz)	Emission Level (dBm)	Limit (dBm)	Margin (dB)	SG Level (dBm)	Antenna Gain (dBi)	Cable Loss (dB)
H	1673.000	-41.19	-13	-28.19	-47.54	9.36	3.01
	2509.500	-41.17	-13	-28.17	-48.08	10.62	3.71
	3346.000	-44.36	-13	-31.36	-52.34	12.27	4.30
	4182.500	-48.13	-13	-35.13	-55.97	12.62	4.78
	5019.000	-47.57	-13	-34.57	-54.93	12.67	5.31
	5855.500	-44.15	-13	-31.15	-51.42	13.04	5.77
V	1673.000	-37.88	-13	-24.88	-44.23	9.36	3.01
	2509.500	-31.25	-13	-18.25	-38.16	10.62	3.71
	3346.000	-38.45	-13	-25.45	-46.43	12.27	4.30
	4182.500	-48.42	-13	-35.42	-56.26	12.62	4.78
	5019.000	-46.66	-13	-33.66	-54.02	12.67	5.31
	5855.500	-45.25	-13	-32.25	-52.52	13.04	5.77

Emission Level=SG(Signal Generator) Level+Antenna Gain-Cable Loss.

BW 1.4M_CH 26915_QPSK_1RB2

Antenna Polarity	Frequency (MHz)	Emission Level (dBm)	Limit (dBm)	Margin (dB)	SG Level (dBm)	Antenna Gain (dBi)	Cable Loss (dB)
H	1673.000	-42.45	-13	-29.45	-48.80	9.36	3.01
	2509.500	-41.68	-13	-28.68	-48.59	10.62	3.71
	3346.000	-43.55	-13	-30.55	-51.53	12.27	4.30
	4182.500	-48.25	-13	-35.25	-56.09	12.62	4.78
	5019.000	-46.12	-13	-33.12	-53.48	12.67	5.31
	5855.500	-45.44	-13	-32.44	-52.71	13.04	5.77
V	1673.000	-38.25	-13	-25.25	-44.60	9.36	3.01
	2509.500	-30.21	-13	-17.21	-37.12	10.62	3.71
	3346.000	-38.66	-13	-25.66	-46.64	12.27	4.30
	4182.500	-48.77	-13	-35.77	-56.61	12.62	4.78
	5019.000	-47.25	-13	-34.25	-54.61	12.67	5.31
	5855.500	-45.36	-13	-32.36	-52.63	13.04	5.77

Emission Level=SG(Signal Generator) Level+Antenna Gain-Cable Loss.

BW 1.4M_CH 27033_16-QAM_1RB2

Antenna Polarity	Frequency (MHz)	Emission Level (dBm)	Limit (dBm)	Margin (dB)	SG Level (dBm)	Antenna Gain (dBi)	Cable Loss (dB)
H	1696.600	-45.45	-13	-32.45	-51.85	9.43	3.03
	2544.900	-45.45	-13	-32.45	-52.40	10.68	3.73
	3393.200	-48.66	-13	-35.66	-56.71	12.38	4.33
	4241.500	-48.15	-13	-35.15	-55.96	12.63	4.82
	5089.800	-47.24	-13	-34.24	-54.62	12.74	5.36
	5938.100	-44.82	-13	-31.82	-52.04	13.02	5.80
V	1696.600	-39.18	-13	-26.18	-45.58	9.43	3.03
	2544.900	-44.25	-13	-31.25	-51.20	10.68	3.73
	3393.200	-50.11	-13	-37.11	-58.16	12.38	4.33
	4241.500	-48.84	-13	-35.84	-56.65	12.63	4.82
	5089.800	-47.22	-13	-34.22	-54.60	12.74	5.36
	5938.100	-45.23	-13	-32.23	-52.45	13.02	5.80

Emission Level=SG(Signal Generator) Level+Antenna Gain-Cable Loss.

BW 1.4M_CH 27033_QPSK_1RB2

Antenna Polarity	Frequency (MHz)	Emission Level (dBm)	Limit (dBm)	Margin (dB)	SG Level (dBm)	Antenna Gain (dBi)	Cable Loss (dB)
H	1696.600	-41.17	-13	-28.17	-47.57	9.43	3.03
	2544.900	-41.33	-13	-28.33	-48.28	10.68	3.73
	3393.200	-48.99	-13	-35.99	-57.04	12.38	4.33
	4241.500	-48.15	-13	-35.15	-55.96	12.63	4.82
	5089.800	-47.15	-13	-34.15	-54.53	12.74	5.36
	5938.100	-43.15	-13	-30.15	-50.37	13.02	5.80
V	1696.600	-43.22	-13	-30.22	-49.62	9.43	3.03
	2544.900	-40.15	-13	-27.15	-47.10	10.68	3.73
	3393.200	-48.15	-13	-35.15	-56.20	12.38	4.33
	4241.500	-48.91	-13	-35.91	-56.72	12.63	4.82
	5089.800	-47.18	-13	-34.18	-54.56	12.74	5.36
	5938.100	-43.98	-13	-30.98	-51.20	13.02	5.80

Emission Level=SG(Signal Generator) Level+Antenna Gain-Cable Loss.

BW 3M_CH 26805_16-QAM_1RB7

Antenna Polarity	Frequency (MHz)	Emission Level (dBm)	Limit (dBm)	Margin (dB)	SG Level (dBm)	Antenna Gain (dBi)	Cable Loss (dB)
H	1651.000	-39.36	-13	-26.36	-45.67	9.30	2.99
	2476.500	-40.33	-13	-27.33	-47.23	10.59	3.69
	3302.000	-40.66	-13	-27.66	-48.57	12.18	4.26
	4127.500	-46.81	-13	-33.81	-54.68	12.62	4.74
	4953.000	-46.11	-13	-33.11	-53.50	12.65	5.26
	5778.500	-45.89	-13	-32.89	-53.21	13.06	5.74
V	1651.000	-35.19	-13	-22.19	-41.50	9.30	2.99
	2476.500	-33.15	-13	-20.15	-40.05	10.59	3.69
	3302.000	-37.39	-13	-24.39	-45.30	12.18	4.26
	4127.500	-49.01	-13	-36.01	-56.88	12.62	4.74
	4953.000	-45.87	-13	-32.87	-53.26	12.65	5.26
	5778.500	-43.91	-13	-30.91	-51.23	13.06	5.74

Emission Level=SG(Signal Generator) Level+Antenna Gain-Cable Loss.

BW 3M_CH 26805_QPSK_1RB7

Antenna Polarity	Frequency (MHz)	Emission Level (dBm)	Limit (dBm)	Margin (dB)	SG Level (dBm)	Antenna Gain (dBi)	Cable Loss (dB)
H	1651.000	-39.36	-13	-26.36	-45.67	9.30	2.99
	2476.500	-42.39	-13	-29.39	-49.29	10.59	3.69
	3302.000	-41.81	-13	-28.81	-49.72	12.18	4.26
	4127.500	-48.15	-13	-35.15	-56.02	12.62	4.74
	4953.000	-46.66	-13	-33.66	-54.05	12.65	5.26
	5778.500	-46.08	-13	-33.08	-53.40	13.06	5.74
V	1651.000	-37.39	-13	-24.39	-43.70	9.30	2.99
	2476.500	-31.08	-13	-18.08	-37.98	10.59	3.69
	3302.000	-39.25	-13	-26.25	-47.16	12.18	4.26
	4127.500	-47.89	-13	-34.89	-55.76	12.62	4.74
	4953.000	-46.81	-13	-33.81	-54.20	12.65	5.26
	5778.500	-45.38	-13	-32.38	-52.70	13.06	5.74

Emission Level=SG(Signal Generator) Level+Antenna Gain-Cable Loss.

BW 3M_CH 26915_16-QAM_1RB7

Antenna Polarity	Frequency (MHz)	Emission Level (dBm)	Limit (dBm)	Margin (dB)	SG Level (dBm)	Antenna Gain (dBi)	Cable Loss (dB)
H	1673.000	-40.81	-13	-27.81	-47.16	9.36	3.01
	2509.500	-41.33	-13	-28.33	-48.24	10.62	3.71
	3346.000	-43.66	-13	-30.66	-51.64	12.27	4.30
	4182.500	-47.81	-13	-34.81	-55.65	12.62	4.78
	5019.000	-46.77	-13	-33.77	-54.13	12.67	5.31
	5855.500	-44.82	-13	-31.82	-52.09	13.04	5.77
V	1673.000	-36.96	-13	-23.96	-43.31	9.36	3.01
	2509.500	-30.66	-13	-17.66	-37.57	10.62	3.71
	3346.000	-37.17	-13	-24.17	-45.15	12.27	4.30
	4182.500	-47.81	-13	-34.81	-55.65	12.62	4.78
	5019.000	-47.36	-13	-34.36	-54.72	12.67	5.31
	5855.500	-44.76	-13	-31.76	-52.03	13.04	5.77

Emission Level=SG(Signal Generator) Level+Antenna Gain-Cable Loss.

BW 3M_CH 26915_QPSK_1RB7

Antenna Polarity	Frequency (MHz)	Emission Level (dBm)	Limit (dBm)	Margin (dB)	SG Level (dBm)	Antenna Gain (dBi)	Cable Loss (dB)
H	1673.000	-41.33	-13	-28.33	-47.68	9.36	3.01
	2509.500	-40.39	-13	-27.39	-47.30	10.62	3.71
	3346.000	-44.15	-13	-31.15	-52.13	12.27	4.30
	4182.500	-47.39	-13	-34.39	-55.23	12.62	4.78
	5019.000	-45.88	-13	-32.88	-53.24	12.67	5.31
	5855.500	-43.89	-13	-30.89	-51.16	13.04	5.77
V	1673.000	-39.25	-13	-26.25	-45.60	9.36	3.01
	2509.500	-29.46	-13	-16.46	-36.37	10.62	3.71
	3346.000	-39.36	-13	-26.36	-47.34	12.27	4.30
	4182.500	-47.39	-13	-34.39	-55.23	12.62	4.78
	5019.000	-46.90	-13	-33.90	-54.26	12.67	5.31
	5855.500	-45.48	-13	-32.48	-52.75	13.04	5.77

Emission Level=SG(Signal Generator) Level+Antenna Gain-Cable Loss.

BW 3M_CH 27025_16-QAM_1RB7

Antenna Polarity	Frequency (MHz)	Emission Level (dBm)	Limit (dBm)	Margin (dB)	SG Level (dBm)	Antenna Gain (dBi)	Cable Loss (dB)
H	1695.000	-44.39	-13	-31.39	-50.79	9.43	3.03
	2542.500	-44.81	-13	-31.81	-51.76	10.68	3.73
	3390.000	-47.91	-13	-34.91	-55.95	12.37	4.33
	4237.500	-47.82	-13	-34.82	-55.63	12.63	4.82
	5085.000	-46.84	-13	-33.84	-54.22	12.73	5.35
	5932.500	-45.33	-13	-32.33	-52.55	13.02	5.80
V	1695.000	-38.64	-13	-25.64	-45.04	9.43	3.03
	2542.500	-43.95	-13	-30.95	-50.90	10.68	3.73
	3390.000	-50.39	-13	-37.39	-58.43	12.37	4.33
	4237.500	-47.98	-13	-34.98	-55.79	12.63	4.82
	5085.000	-46.39	-13	-33.39	-53.77	12.73	5.35
	5932.500	-44.39	-13	-31.39	-51.61	13.02	5.80

Emission Level=SG(Signal Generator) Level+Antenna Gain-Cable Loss.

BW 3M_CH 27025_QPSK_1RB7

Antenna Polarity	Frequency (MHz)	Emission Level (dBm)	Limit (dBm)	Margin (dB)	SG Level (dBm)	Antenna Gain (dBi)	Cable Loss (dB)
H	1695.000	-40.33	-13	-27.33	-46.73	9.43	3.03
	2542.500	-50.68	-13	-37.68	-57.63	10.68	3.73
	3390.000	-48.25	-13	-35.25	-56.29	12.37	4.33
	4237.500	-47.85	-13	-34.85	-55.66	12.63	4.82
	5085.000	-47.33	-13	-34.33	-54.71	12.73	5.35
	5932.500	-42.39	-13	-29.39	-49.61	13.02	5.80
V	1695.000	-42.15	-13	-29.15	-48.55	9.43	3.03
	2542.500	-46.23	-13	-33.23	-53.18	10.68	3.73
	3390.000	-48.68	-13	-35.68	-56.72	12.37	4.33
	4237.500	-47.82	-13	-34.82	-55.63	12.63	4.82
	5085.000	-46.81	-13	-33.81	-54.19	12.73	5.35
	5932.500	-42.15	-13	-29.15	-49.37	13.02	5.80

Emission Level=SG(Signal Generator) Level+Antenna Gain-Cable Loss.

BW 5M_CH 26815_16-QAM_1RB12

Antenna Polarity	Frequency (MHz)	Emission Level (dBm)	Limit (dBm)	Margin (dB)	SG Level (dBm)	Antenna Gain (dBi)	Cable Loss (dB)
H	1653.000	-38.69	-13	-25.69	-45.00	9.30	2.99
	2479.500	-40.82	-13	-27.82	-47.72	10.59	3.69
	3306.000	-42.36	-13	-29.36	-50.28	12.19	4.27
	4132.500	-46.81	-13	-33.81	-54.68	12.62	4.75
	4959.000	-45.55	-13	-32.55	-52.93	12.65	5.27
	5785.500	-46.25	-13	-33.25	-53.56	13.06	5.75
V	1653.000	-35.85	-13	-22.85	-42.16	9.30	2.99
	2479.500	-35.01	-13	-22.01	-41.91	10.59	3.69
	3306.000	-37.58	-13	-24.58	-45.50	12.19	4.27
	4132.500	-48.15	-13	-35.15	-56.02	12.62	4.75
	4959.000	-45.82	-13	-32.82	-53.20	12.65	5.27
	5785.500	-44.82	-13	-31.82	-52.13	13.06	5.75

Emission Level=SG(Signal Generator) Level+Antenna Gain-Cable Loss.

BW 5M_CH 26815_QPSK_1RB12

Antenna Polarity	Frequency (MHz)	Emission Level (dBm)	Limit (dBm)	Margin (dB)	SG Level (dBm)	Antenna Gain (dBi)	Cable Loss (dB)
H	1695.000	-40.81	-13	-27.81	-47.21	9.43	3.03
	2479.500	-42.56	-13	-29.56	-49.46	10.59	3.69
	3306.000	-42.19	-13	-29.19	-50.11	12.19	4.27
	4132.500	-47.77	-13	-34.77	-55.64	12.62	4.75
	4959.000	-46.81	-13	-33.81	-54.19	12.65	5.27
	5785.500	-44.82	-13	-31.82	-52.13	13.06	5.75
V	1653.000	-37.92	-13	-24.92	-44.23	9.30	2.99
	2479.500	-30.33	-13	-17.33	-37.23	10.59	3.69
	3306.000	-40.22	-13	-27.22	-48.14	12.19	4.27
	4132.500	-48.25	-13	-35.25	-56.12	12.62	4.75
	4959.000	-45.81	-13	-32.81	-53.19	12.65	5.27
	5785.500	-44.82	-13	-31.82	-52.13	13.06	5.75

Emission Level=SG(Signal Generator) Level+Antenna Gain-Cable Loss.

BW 5M_CH 26915_16-QAM_1RB0

Antenna Polarity	Frequency (MHz)	Emission Level (dBm)	Limit (dBm)	Margin (dB)	SG Level (dBm)	Antenna Gain (dBi)	Cable Loss (dB)
H	1673.000	-40.30	-13	-27.30	-46.65	9.36	3.01
	2509.500	-40.68	-13	-27.68	-47.59	10.62	3.71
	3346.000	-43.69	-13	-30.69	-51.67	12.27	4.30
	4182.500	-49.25	-13	-36.25	-57.09	12.62	4.78
	5019.000	-48.15	-13	-35.15	-55.51	12.67	5.31
	5855.500	-44.01	-13	-31.01	-51.28	13.04	5.77
V	1673.000	-37.33	-13	-24.33	-43.68	9.36	3.01
	2509.500	-30.85	-13	-17.85	-37.76	10.62	3.71
	3346.000	-37.81	-13	-24.81	-45.79	12.27	4.30
	4182.500	-48.33	-13	-35.33	-56.17	12.62	4.78
	5019.000	-46.16	-13	-33.16	-53.52	12.67	5.31
	5855.500	-43.89	-13	-30.89	-51.16	13.04	5.77

Emission Level=SG(Signal Generator) Level+Antenna Gain-Cable Loss.

BW 5M_CH 26915_QPSK_1RB0

Antenna Polarity	Frequency (MHz)	Emission Level (dBm)	Limit (dBm)	Margin (dB)	SG Level (dBm)	Antenna Gain (dBi)	Cable Loss (dB)
H	1673.000	-41.58	-13	-28.58	-47.93	9.36	3.01
	2509.500	-41.35	-13	-28.35	-48.26	10.62	3.71
	3346.000	-43.81	-13	-30.81	-51.79	12.27	4.30
	4182.500	-47.58	-13	-34.58	-55.42	12.62	4.78
	5019.000	-46.39	-13	-33.39	-53.75	12.67	5.31
	5855.500	-44.58	-13	-31.58	-51.85	13.04	5.77
V	1673.000	-37.55	-13	-24.55	-43.90	9.36	3.01
	2509.500	-31.25	-13	-18.25	-38.16	10.62	3.71
	3346.000	-38.28	-13	-25.28	-46.26	12.27	4.30
	4182.500	-47.77	-13	-34.77	-55.61	12.62	4.78
	5019.000	-46.57	-13	-33.57	-53.93	12.67	5.31
	5855.500	-45.16	-13	-32.16	-52.43	13.04	5.77

Emission Level=SG(Signal Generator) Level+Antenna Gain-Cable Loss.

BW 5M_CH 27015_16-QAM_1RB0

Antenna Polarity	Frequency (MHz)	Emission Level (dBm)	Limit (dBm)	Margin (dB)	SG Level (dBm)	Antenna Gain (dBi)	Cable Loss (dB)
H	1693.000	-42.55	-13	-29.55	-48.94	9.42	3.03
	2539.500	-47.66	-13	-34.66	-54.60	10.67	3.73
	3386.000	-48.26	-13	-35.26	-56.29	12.36	4.33
	4232.500	-48.15	-13	-35.15	-55.96	12.63	4.82
	5079.000	-46.33	-13	-33.33	-53.71	12.73	5.35
	5925.500	-44.22	-13	-31.22	-51.45	13.02	5.79
V	1693.000	-38.90	-13	-25.90	-45.29	9.42	3.03
	2539.500	-45.88	-13	-32.88	-52.82	10.67	3.73
	3386.000	-48.66	-13	-35.66	-56.69	12.36	4.33
	4232.500	-47.58	-13	-34.58	-55.39	12.63	4.82
	5079.000	-46.55	-13	-33.55	-53.93	12.73	5.35
	5925.500	-44.38	-13	-31.38	-51.61	13.02	5.79

Emission Level=SG(Signal Generator) Level+Antenna Gain-Cable Loss.

BW 5M_CH 27015_QPSK_1RB12

Antenna Polarity	Frequency (MHz)	Emission Level (dBm)	Limit (dBm)	Margin (dB)	SG Level (dBm)	Antenna Gain (dBi)	Cable Loss (dB)
H	1693.000	-41.33	-13	-28.33	-47.72	9.42	3.03
	2539.500	-40.66	-13	-27.66	-47.60	10.67	3.73
	3386.000	-48.15	-13	-35.15	-56.18	12.36	4.33
	4232.500	-48.39	-13	-35.39	-56.20	12.63	4.82
	5079.000	-47.25	-13	-34.25	-54.63	12.73	5.35
	5925.500	-42.68	-13	-29.68	-49.91	13.02	5.79
V	1693.000	-40.33	-13	-27.33	-46.72	9.42	3.03
	2539.500	-46.39	-13	-33.39	-53.33	10.67	3.73
	3386.000	-47.58	-13	-34.58	-55.61	12.36	4.33
	4232.500	-47.88	-13	-34.88	-55.69	12.63	4.82
	5079.000	-46.82	-13	-33.82	-54.20	12.73	5.35
	5925.500	-43.11	-13	-30.11	-50.34	13.02	5.79

Emission Level=SG(Signal Generator) Level+Antenna Gain-Cable Loss.

BW 10M_CH 26840_16-QAM_1RB24

Antenna Polarity	Frequency (MHz)	Emission Level (dBm)	Limit (dBm)	Margin (dB)	SG Level (dBm)	Antenna Gain (dBi)	Cable Loss (dB)
H	1658.000	-39.69	-13	-26.69	-46.01	9.32	3.00
	2487.000	-40.33	-13	-27.33	-47.23	10.59	3.69
	3316.000	-40.03	-13	-27.03	-47.96	12.21	4.28
	4145.000	-46.38	-13	-33.38	-54.24	12.62	4.76
	4974.000	-46.88	-13	-33.88	-54.25	12.65	5.28
	5803.000	-45.33	-13	-32.33	-52.63	13.06	5.75
V	1658.000	-37.66	-13	-24.66	-43.98	9.32	3.00
	2487.000	-36.88	-13	-23.88	-43.78	10.59	3.69
	3316.000	-39.80	-13	-26.80	-47.73	12.21	4.28
	4145.000	-47.91	-13	-34.91	-55.77	12.62	4.76
	4974.000	-45.39	-13	-32.39	-52.76	12.65	5.28
	5803.000	-43.58	-13	-30.58	-50.88	13.06	5.75

Emission Level=SG(Signal Generator) Level+Antenna Gain-Cable Loss.

BW 10M_CH 26840_QPSK_1RB24

Antenna Polarity	Frequency (MHz)	Emission Level (dBm)	Limit (dBm)	Margin (dB)	SG Level (dBm)	Antenna Gain (dBi)	Cable Loss (dB)
H	1658.000	-40.23	-13	-27.23	-46.55	9.32	3.00
	2487.000	-44.25	-13	-31.25	-51.15	10.59	3.69
	3316.000	-43.85	-13	-30.85	-51.78	12.21	4.28
	4145.000	-48.85	-13	-35.85	-56.71	12.62	4.76
	4974.000	-47.28	-13	-34.28	-54.65	12.65	5.28
	5803.000	-45.32	-13	-32.32	-52.62	13.06	5.75
V	1658.000	-39.38	-13	-26.38	-45.70	9.32	3.00
	2487.000	-32.69	-13	-19.69	-39.59	10.59	3.69
	3316.000	-43.66	-13	-30.66	-51.59	12.21	4.28
	4145.000	-48.90	-13	-35.90	-56.76	12.62	4.76
	4974.000	-45.81	-13	-32.81	-53.18	12.65	5.28
	5803.000	-45.12	-13	-32.12	-52.42	13.06	5.75

Emission Level=SG(Signal Generator) Level+Antenna Gain-Cable Loss.

BW 10M_CH 26915_16-QAM_1RB24

Antenna Polarity	Frequency (MHz)	Emission Level (dBm)	Limit (dBm)	Margin (dB)	SG Level (dBm)	Antenna Gain (dBi)	Cable Loss (dB)
H	1673.000	-40.68	-13	-27.68	-47.03	9.36	3.01
	2509.500	-41.33	-13	-28.33	-48.24	10.62	3.71
	3346.000	-43.33	-13	-30.33	-51.31	12.27	4.30
	4182.500	-47.46	-13	-34.46	-55.30	12.62	4.78
	5019.000	-47.55	-13	-34.55	-54.91	12.67	5.31
	5855.500	-43.36	-13	-30.36	-50.63	13.04	5.77
V	1673.000	-37.39	-13	-24.39	-43.74	9.36	3.01
	2509.500	-32.85	-13	-19.85	-39.76	10.62	3.71
	3346.000	-39.11	-13	-26.11	-47.09	12.27	4.30
	4182.500	-48.66	-13	-35.66	-56.50	12.62	4.78
	5019.000	-47.61	-13	-34.61	-54.97	12.67	5.31
	5855.500	-44.44	-13	-31.44	-51.71	13.04	5.77

Emission Level=SG(Signal Generator) Level+Antenna Gain-Cable Loss.

BW 10M_CH 26915_QPSK_1RB24

Antenna Polarity	Frequency (MHz)	Emission Level (dBm)	Limit (dBm)	Margin (dB)	SG Level (dBm)	Antenna Gain (dBi)	Cable Loss (dB)
H	1673.000	-41.33	-13	-28.33	-47.68	9.36	3.01
	2509.500	-40.33	-13	-27.33	-47.24	10.62	3.71
	3346.000	-42.33	-13	-29.33	-50.31	12.27	4.30
	4182.500	-48.33	-13	-35.33	-56.17	12.62	4.78
	5019.000	-45.33	-13	-32.33	-52.69	12.67	5.31
	5855.500	-45.81	-13	-32.81	-53.08	13.04	5.77
V	1673.000	-37.86	-13	-24.86	-44.21	9.36	3.01
	2509.500	-31.66	-13	-18.66	-38.57	10.62	3.71
	3346.000	-40.11	-13	-27.11	-48.09	12.27	4.30
	4182.500	-47.77	-13	-34.77	-55.61	12.62	4.78
	5019.000	-46.83	-13	-33.83	-54.19	12.67	5.31
	5855.500	-44.82	-13	-31.82	-52.09	13.04	5.77

Emission Level=SG(Signal Generator) Level+Antenna Gain-Cable Loss.

BW 10M_CH 26990_16-QAM_1RB24

Antenna Polarity	Frequency (MHz)	Emission Level (dBm)	Limit (dBm)	Margin (dB)	SG Level (dBm)	Antenna Gain (dBi)	Cable Loss (dB)
H	1673.000	-43.66	-13	-30.66	-50.01	9.36	3.01
	2509.500	-43.89	-13	-30.89	-50.80	10.62	3.71
	3346.000	-47.69	-13	-34.69	-55.67	12.27	4.30
	4182.500	-47.69	-13	-34.69	-55.53	12.62	4.78
	5019.000	-46.44	-13	-33.44	-53.80	12.67	5.31
	5855.500	-44.28	-13	-31.28	-51.55	13.04	5.77
V	1673.000	-38.69	-13	-25.69	-45.04	9.36	3.01
	2544.900	-43.25	-13	-30.25	-50.20	10.68	3.73
	3346.000	-48.55	-13	-35.55	-56.53	12.27	4.30
	4182.500	-47.40	-13	-34.40	-55.24	12.62	4.78
	5019.000	-46.85	-13	-33.85	-54.21	12.67	5.31
	5855.500	-44.69	-13	-31.69	-51.96	13.04	5.77

Emission Level=SG(Signal Generator) Level+Antenna Gain-Cable Loss.

BW 10M_CH 26990_QPSK_1RB24

Antenna Polarity	Frequency (MHz)	Emission Level (dBm)	Limit (dBm)	Margin (dB)	SG Level (dBm)	Antenna Gain (dBi)	Cable Loss (dB)
H	1673.000	-40.30	-13	-27.30	-46.65	9.36	3.01
	2509.500	-40.60	-13	-27.60	-47.51	10.62	3.71
	3346.000	-47.86	-13	-34.86	-55.84	12.27	4.30
	4182.500	-47.18	-13	-34.18	-55.02	12.62	4.78
	5019.000	-46.91	-13	-33.91	-54.27	12.67	5.31
	5855.500	-42.15	-13	-29.15	-49.42	13.04	5.77
V	1673.000	-39.61	-13	-26.61	-45.96	9.36	3.01
	2509.500	-45.39	-13	-32.39	-52.30	10.62	3.71
	3346.000	-47.35	-13	-34.35	-55.33	12.27	4.30
	4182.500	-47.77	-13	-34.77	-55.61	12.62	4.78
	5019.000	-46.28	-13	-33.28	-53.64	12.67	5.31
	5855.500	-43.80	-13	-30.80	-51.07	13.04	5.77

Emission Level=SG(Signal Generator) Level+Antenna Gain-Cable Loss.

BW 15M_CH 26865_16-QAM_1RB37

Antenna Polarity	Frequency (MHz)	Emission Level (dBm)	Limit (dBm)	Margin (dB)	SG Level (dBm)	Antenna Gain (dBi)	Cable Loss (dB)
H	1663.000	-39.69	-13	-26.69	-46.02	9.33	3.00
	2494.500	-40.69	-13	-27.69	-47.59	10.60	3.70
	3326.000	-41.69	-13	-28.69	-49.64	12.23	4.28
	4157.500	-46.55	-13	-33.55	-54.40	12.62	4.76
	4989.000	-45.81	-13	-32.81	-53.17	12.65	5.29
	5820.500	-45.39	-13	-32.39	-52.68	13.05	5.76
V	1663.000	-37.17	-13	-24.17	-43.50	9.33	3.00
	2494.500	-34.11	-13	-21.11	-41.01	10.60	3.70
	3326.000	-37.91	-13	-24.91	-45.86	12.23	4.28
	4157.500	-47.77	-13	-34.77	-55.62	12.62	4.76
	4989.000	-45.55	-13	-32.55	-52.91	12.65	5.29
	5820.500	-43.86	-13	-30.86	-51.15	13.05	5.76

Emission Level=SG(Signal Generator) Level+Antenna Gain-Cable Loss.

BW 15M_CH 26865_QPSK_1RB37

Antenna Polarity	Frequency (MHz)	Emission Level (dBm)	Limit (dBm)	Margin (dB)	SG Level (dBm)	Antenna Gain (dBi)	Cable Loss (dB)
H	1663.000	-40.25	-13	-27.25	-46.58	9.33	3.00
	2494.500	-42.33	-13	-29.33	-49.23	10.60	3.70
	3326.000	-42.61	-13	-29.61	-50.56	12.23	4.28
	4157.500	-47.33	-13	-34.33	-55.18	12.62	4.76
	4989.000	-47.33	-13	-34.33	-54.69	12.65	5.29
	5820.500	-45.29	-13	-32.29	-52.58	13.05	5.76
V	1663.000	-37.30	-13	-24.30	-43.63	9.33	3.00
	2494.500	-30.93	-13	-17.93	-37.83	10.60	3.70
	3326.000	-39.66	-13	-26.66	-47.61	12.23	4.28
	4157.500	-47.39	-13	-34.39	-55.24	12.62	4.76
	4989.000	-45.69	-13	-32.69	-53.05	12.65	5.29
	5820.500	-44.58	-13	-31.58	-51.87	13.05	5.76

Emission Level=SG(Signal Generator) Level+Antenna Gain-Cable Loss.

BW 15M_CH 26915_16-QAM_1RB37

Antenna Polarity	Frequency (MHz)	Emission Level (dBm)	Limit (dBm)	Margin (dB)	SG Level (dBm)	Antenna Gain (dBi)	Cable Loss (dB)
H	1673.000	-40.44	-13	-27.44	-46.79	9.36	3.01
	2509.500	-41.58	-13	-28.58	-48.49	10.62	3.71
	3346.000	-42.19	-13	-29.19	-50.17	12.27	4.30
	4182.500	-47.49	-13	-34.49	-55.33	12.62	4.78
	5019.000	-48.02	-13	-35.02	-55.38	12.67	5.31
	5855.500	-45.39	-13	-32.39	-52.66	13.04	5.77
V	1673.000	-37.38	-13	-24.38	-43.73	9.36	3.01
	2509.500	-31.11	-13	-18.11	-38.02	10.62	3.71
	3346.000	-37.67	-13	-24.67	-45.65	12.27	4.30
	4182.500	-48.31	-13	-35.31	-56.15	12.62	4.78
	5019.000	-45.30	-13	-32.30	-52.66	12.67	5.31
	5855.500	-45.15	-13	-32.15	-52.42	13.04	5.77

Emission Level=SG(Signal Generator) Level+Antenna Gain-Cable Loss.

BW 15M_CH 26915_QPSK_1RB37

Antenna Polarity	Frequency (MHz)	Emission Level (dBm)	Limit (dBm)	Margin (dB)	SG Level (dBm)	Antenna Gain (dBi)	Cable Loss (dB)
H	1673.000	-41.11	-13	-28.11	-47.46	9.36	3.01
	2509.500	-41.28	-13	-28.28	-48.19	10.62	3.71
	3346.000	-42.69	-13	-29.69	-50.67	12.27	4.30
	4182.500	-49.36	-13	-36.36	-57.20	12.62	4.78
	5019.000	-46.39	-13	-33.39	-53.75	12.67	5.31
	5855.500	-45.77	-13	-32.77	-53.04	13.04	5.77
V	1673.000	-37.85	-13	-24.85	-44.20	9.36	3.01
	2509.500	-31.22	-13	-18.22	-38.13	10.62	3.71
	3346.000	-39.36	-13	-26.36	-47.34	12.27	4.30
	4182.500	-47.47	-13	-34.47	-55.31	12.62	4.78
	5019.000	-47.35	-13	-34.35	-54.71	12.67	5.31
	5855.500	-46.36	-13	-33.36	-53.63	13.04	5.77

Emission Level=SG(Signal Generator) Level+Antenna Gain-Cable Loss.

BW 15M_CH 26965_16-QAM_1RB37

Antenna Polarity	Frequency (MHz)	Emission Level (dBm)	Limit (dBm)	Margin (dB)	SG Level (dBm)	Antenna Gain (dBi)	Cable Loss (dB)
H	1683.000	-44.44	-13	-31.44	-50.81	9.39	3.02
	2524.500	-45.55	-13	-32.55	-52.47	10.65	3.72
	3366.000	-47.28	-13	-34.28	-55.29	12.32	4.31
	4207.500	-47.91	-13	-34.91	-55.74	12.62	4.80
	5049.000	-47.33	-13	-34.33	-54.70	12.70	5.33
	5890.500	-45.38	-13	-32.38	-52.63	13.03	5.78
V	1683.000	-38.75	-13	-25.75	-45.12	9.39	3.02
	2524.500	-43.61	-13	-30.61	-50.53	10.65	3.72
	3366.000	-49.59	-13	-36.59	-57.60	12.32	4.31
	4207.500	-47.66	-13	-34.66	-55.49	12.62	4.80
	5049.000	-46.50	-13	-33.50	-53.87	12.70	5.33
	5890.500	-44.25	-13	-31.25	-51.50	13.03	5.78

Emission Level=SG(Signal Generator) Level+Antenna Gain-Cable Loss.

BW 15M_CH 26965_QPSK_1RB37

Antenna Polarity	Frequency (MHz)	Emission Level (dBm)	Limit (dBm)	Margin (dB)	SG Level (dBm)	Antenna Gain (dBi)	Cable Loss (dB)
H	1673.000	-41.35	-13	-28.35	-47.70	9.36	3.01
	2509.500	-41.66	-13	-28.66	-48.57	10.62	3.71
	3346.000	-47.59	-13	-34.59	-55.57	12.27	4.30
	4182.500	-47.33	-13	-34.33	-55.17	12.62	4.78
	5019.000	-47.11	-13	-34.11	-54.47	12.67	5.31
	5855.500	-43.71	-13	-30.71	-50.98	13.04	5.77
V	1673.000	-42.22	-13	-29.22	-48.57	9.36	3.01
	2509.500	-39.47	-13	-26.47	-46.38	10.62	3.71
	3346.000	-47.48	-13	-34.48	-55.46	12.27	4.30
	4182.500	-47.85	-13	-34.85	-55.69	12.62	4.78
	5019.000	-46.25	-13	-33.25	-53.61	12.67	5.31
	5855.500	-42.77	-13	-29.77	-50.04	13.04	5.77

Emission Level=SG(Signal Generator) Level+Antenna Gain-Cable Loss.

Product	Module		
Test Item	Radiated Spurious Emissions (Part 90)		
Test Mode	Mode 7: LTE Band 26		
Date of Test	2019/12/20	Test Site	CB2-H
Temperature (°C)	23.0°C	Humidity (%RH)	57%RH

BW 1.4M_CH 26697_16-QAM_1RB5

Antenna Polarity	Frequency (MHz)	Emission Level (dBm)	Limit (dBm)	Margin (dB)	SG Level (dBm)	Antenna Gain (dBi)	Cable Loss (dB)
H	1629.400	-39.69	-13	-26.69	-45.95	9.23	2.97
	2444.100	-43.05	-13	-30.05	-49.96	10.57	3.66
	3258.800	-40.55	-13	-27.55	-48.40	12.08	4.23
	4073.500	-49.13	-13	-36.13	-57.03	12.61	4.71
	4888.200	-47.42	-13	-34.42	-54.85	12.65	5.23
	5702.900	-46.23	-13	-33.23	-53.59	13.08	5.72
V	1629.400	-36.76	-13	-23.76	-43.02	9.23	2.97
	2444.100	-30.45	-13	-17.45	-37.36	10.57	3.66
	3258.800	-40.40	-13	-27.40	-48.25	12.08	4.23
	4073.500	-51.26	-13	-38.26	-59.16	12.61	4.71
	4888.200	-47.19	-13	-34.19	-54.62	12.65	5.23
	5702.900	-45.77	-13	-32.77	-53.13	13.08	5.72

Emission Level=SG(Signal Generator) Level+Antenna Gain-Cable Loss.

BW 1.4M_CH 26697_QPSK_1RB2

Antenna Polarity	Frequency (MHz)	Emission Level (dBm)	Limit (dBm)	Margin (dB)	SG Level (dBm)	Antenna Gain (dBi)	Cable Loss (dB)
H	1629.400	-38.56	-13	-25.56	-44.82	9.23	2.97
	2441.000	-41.76	-13	-28.76	-48.67	10.57	3.66
	3258.800	-40.10	-13	-27.10	-47.95	12.08	4.23
	4073.500	-50.08	-13	-37.08	-57.98	12.61	4.71
	4888.200	-48.11	-13	-35.11	-55.54	12.65	5.23
	5702.900	-47.22	-13	-34.22	-54.58	13.08	5.72
V	1629.400	-34.55	-13	-21.55	-40.81	9.23	2.97
	2441.000	-30.79	-13	-17.79	-37.70	10.57	3.66
	3258.800	-38.55	-13	-25.55	-46.40	12.08	4.23
	4073.500	-50.61	-13	-37.61	-58.51	12.61	4.71
	4888.200	-48.03	-13	-35.03	-55.46	12.65	5.23
	5702.900	-47.36	-13	-34.36	-54.72	13.08	5.72

Emission Level=SG(Signal Generator) Level+Antenna Gain-Cable Loss.

BW 1.4M_CH 26740_16-QAM_3RB0

Antenna Polarity	Frequency (MHz)	Emission Level (dBm)	Limit (dBm)	Margin (dB)	SG Level (dBm)	Antenna Gain (dBi)	Cable Loss (dB)
H	1638.000	-39.55	-13	-26.55	-45.83	9.26	2.98
	2457.000	-43.42	-13	-30.42	-50.33	10.58	3.67
	3276.000	-41.84	-13	-28.84	-49.72	12.12	4.25
	4095.000	-48.11	-13	-35.11	-56.00	12.61	4.72
	4914.000	-46.68	-13	-33.68	-54.09	12.65	5.24
	5733.000	-46.36	-13	-33.36	-53.71	13.07	5.73
V	1638.000	-36.25	-13	-23.25	-42.53	9.26	2.98
	2457.000	-32.82	-13	-19.82	-39.73	10.58	3.67
	3276.000	-39.78	-13	-26.78	-47.66	12.12	4.25
	4095.000	-50.22	-13	-37.22	-58.11	12.61	4.72
	4914.000	-47.27	-13	-34.27	-54.68	12.65	5.24
	5733.000	-45.78	-13	-32.78	-53.13	13.07	5.73

Emission Level=SG(Signal Generator) Level+Antenna Gain-Cable Loss.

BW 1.4M_CH 26740_QPSK_1RB2

Antenna Polarity	Frequency (MHz)	Emission Level (dBm)	Limit (dBm)	Margin (dB)	SG Level (dBm)	Antenna Gain (dBi)	Cable Loss (dB)
H	1638.000	-39.57	-13	-26.57	-45.85	9.26	2.98
	2457.000	-43.91	-13	-30.91	-50.82	10.58	3.67
	3276.000	-41.44	-13	-28.44	-49.32	12.12	4.25
	4095.000	-50.49	-13	-37.49	-58.38	12.61	4.72
	4914.000	-47.64	-13	-34.64	-55.05	12.65	5.24
	5733.000	-46.44	-13	-33.44	-53.79	13.07	5.73
V	1638.000	-37.68	-13	-24.68	-43.96	9.26	2.98
	2457.000	-32.33	-13	-19.33	-39.24	10.58	3.67
	3276.000	-40.21	-13	-27.21	-48.09	12.12	4.25
	4095.000	-48.80	-13	-35.80	-56.69	12.61	4.72
	4914.000	-46.70	-13	-33.70	-54.11	12.65	5.24
	5733.000	-46.10	-13	-33.10	-53.45	13.07	5.73

Emission Level=SG(Signal Generator) Level+Antenna Gain-Cable Loss.

BW 1.4M_CH 26783_16-QAM_3RB0

Antenna Polarity	Frequency (MHz)	Emission Level (dBm)	Limit (dBm)	Margin (dB)	SG Level (dBm)	Antenna Gain (dBi)	Cable Loss (dB)
H	1646.600	-38.17	-13	-25.17	-44.47	9.28	2.99
	2469.900	-41.14	-13	-28.14	-48.04	10.58	3.68
	3293.200	-41.28	-13	-28.28	-49.18	12.16	4.26
	4116.500	-48.25	-13	-35.25	-56.13	12.61	4.74
	4939.800	-46.47	-13	-33.47	-53.86	12.65	5.26
	5763.100	-45.62	-13	-32.62	-52.95	13.07	5.74
V	1646.600	-37.33	-13	-24.33	-43.63	9.28	2.99
	2469.900	-29.15	-13	-16.15	-36.05	10.58	3.68
	3293.200	-38.84	-13	-25.84	-46.74	12.16	4.26
	4116.500	-47.59	-13	-34.59	-55.47	12.61	4.74
	4939.800	-46.29	-13	-33.29	-53.68	12.65	5.26
	5763.100	-45.25	-13	-32.25	-52.58	13.07	5.74

Emission Level=SG(Signal Generator) Level+Antenna Gain-Cable Loss.

BW 1.4M_CH 26783_QPSK_1RB2

Antenna Polarity	Frequency (MHz)	Emission Level (dBm)	Limit (dBm)	Margin (dB)	SG Level (dBm)	Antenna Gain (dBi)	Cable Loss (dB)
H	1646.600	-38.55	-13	-25.55	-44.85	9.28	2.99
	2469.900	-41.84	-13	-28.84	-48.74	10.58	3.68
	3293.200	-40.12	-13	-27.12	-48.02	12.16	4.26
	4116.500	-48.16	-13	-35.16	-56.04	12.61	4.74
	4939.800	-46.71	-13	-33.71	-54.10	12.65	5.26
	5763.100	-45.75	-13	-32.75	-53.08	13.07	5.74
V	1646.600	-39.46	-13	-26.46	-45.76	9.28	2.99
	2469.900	-33.56	-13	-20.56	-40.46	10.58	3.68
	3293.200	-40.22	-13	-27.22	-48.12	12.16	4.26
	4116.500	-48.52	-13	-35.52	-56.40	12.61	4.74
	4939.800	-45.76	-13	-32.76	-53.15	12.65	5.26
	5763.100	-45.28	-13	-32.28	-52.61	13.07	5.74

Emission Level=SG(Signal Generator) Level+Antenna Gain-Cable Loss.

BW 3M_CH 26705_16-QAM_1RB7

Antenna Polarity	Frequency (MHz)	Emission Level (dBm)	Limit (dBm)	Margin (dB)	SG Level (dBm)	Antenna Gain (dBi)	Cable Loss (dB)
H	1631.000	-40.11	-13	-27.11	-46.38	9.24	2.97
	2446.500	-41.65	-13	-28.65	-48.56	10.57	3.66
	3262.000	-41.33	-13	-28.33	-49.19	12.09	4.24
	4077.500	-48.91	-13	-35.91	-56.81	12.61	4.71
	4893.000	-47.22	-13	-34.22	-54.64	12.65	5.23
	5708.500	-46.88	-13	-33.88	-54.24	13.08	5.72
V	1631.000	-35.78	-13	-22.78	-42.05	9.24	2.97
	2446.500	-30.88	-13	-17.88	-37.79	10.57	3.66
	3262.000	-41.44	-13	-28.44	-49.30	12.09	4.24
	4077.500	-50.71	-13	-37.71	-58.61	12.61	4.71
	4893.000	-48.22	-13	-35.22	-55.64	12.65	5.23
	5708.500	-46.21	-13	-33.21	-53.57	13.08	5.72

Emission Level=SG(Signal Generator) Level+Antenna Gain-Cable Loss.

BW 3M_CH 26705_QPSK_1RB7

Antenna Polarity	Frequency (MHz)	Emission Level (dBm)	Limit (dBm)	Margin (dB)	SG Level (dBm)	Antenna Gain (dBi)	Cable Loss (dB)
H	1631.000	-37.66	-13	-24.66	-43.93	9.24	2.97
	2446.500	-40.59	-13	-27.59	-47.50	10.57	3.66
	3262.000	-40.85	-13	-27.85	-48.71	12.09	4.24
	4077.500	-49.91	-13	-36.91	-57.81	12.61	4.71
	4893.000	-47.75	-13	-34.75	-55.17	12.65	5.23
	5708.500	-46.89	-13	-33.89	-54.25	13.08	5.72
V	1631.000	-35.01	-13	-22.01	-41.28	9.24	2.97
	2446.500	-30.91	-13	-17.91	-37.82	10.57	3.66
	3262.000	-39.55	-13	-26.55	-47.41	12.09	4.24
	4077.500	-51.59	-13	-38.59	-59.49	12.61	4.71
	4893.000	-48.13	-13	-35.13	-55.55	12.65	5.23
	5702.900	-47.11	-13	-34.11	-54.47	13.08	5.72

Emission Level=SG(Signal Generator) Level+Antenna Gain-Cable Loss.

BW 3M_CH 26740_16-QAM_1RB7

Antenna Polarity	Frequency (MHz)	Emission Level (dBm)	Limit (dBm)	Margin (dB)	SG Level (dBm)	Antenna Gain (dBi)	Cable Loss (dB)
H	1638.000	-38.69	-13	-25.69	-44.97	9.26	2.98
	2457.000	-43.89	-13	-30.89	-50.80	10.58	3.67
	3276.000	-40.69	-13	-27.69	-48.57	12.12	4.25
	4095.000	-48.36	-13	-35.36	-56.25	12.61	4.72
	4914.000	-46.38	-13	-33.38	-53.79	12.65	5.24
	5733.000	-47.31	-13	-34.31	-54.66	13.07	5.73
V	1638.000	-37.01	-13	-24.01	-43.29	9.26	2.98
	2457.000	-31.93	-13	-18.93	-38.84	10.58	3.67
	3276.000	-40.57	-13	-27.57	-48.45	12.12	4.25
	4095.000	-49.58	-13	-36.58	-57.47	12.61	4.72
	4914.000	-47.19	-13	-34.19	-54.60	12.65	5.24
	5733.000	-45.28	-13	-32.28	-52.63	13.07	5.73

Emission Level=SG(Signal Generator) Level+Antenna Gain-Cable Loss.

BW 3M_CH 26740_QPSK_1RB7

Antenna Polarity	Frequency (MHz)	Emission Level (dBm)	Limit (dBm)	Margin (dB)	SG Level (dBm)	Antenna Gain (dBi)	Cable Loss (dB)
H	1638.000	-40.01	-13	-27.01	-46.29	9.26	2.98
	2457.000	-42.46	-13	-29.46	-49.37	10.58	3.67
	3276.000	-41.36	-13	-28.36	-49.24	12.12	4.25
	4095.000	-50.25	-13	-37.25	-58.14	12.61	4.72
	4914.000	-46.64	-13	-33.64	-54.05	12.65	5.24
	5733.000	-45.71	-13	-32.71	-53.06	13.07	5.73
V	1638.000	-37.12	-13	-24.12	-43.40	9.26	2.98
	2457.000	-32.89	-13	-19.89	-39.80	10.58	3.67
	3276.000	-39.79	-13	-26.79	-47.67	12.12	4.25
	4095.000	-47.85	-13	-34.85	-55.74	12.61	4.72
	4914.000	-47.05	-13	-34.05	-54.46	12.65	5.24
	5733.000	-45.55	-13	-32.55	-52.90	13.07	5.73

Emission Level=SG(Signal Generator) Level+Antenna Gain-Cable Loss.

BW 3M_CH 26775_16-QAM_1RB7

Antenna Polarity	Frequency (MHz)	Emission Level (dBm)	Limit (dBm)	Margin (dB)	SG Level (dBm)	Antenna Gain (dBi)	Cable Loss (dB)
H	1645.000	-39.22	-13	-26.22	-45.51	9.28	2.98
	2467.500	-40.10	-13	-27.10	-47.00	10.58	3.68
	3290.000	-41.18	-13	-28.18	-49.08	12.15	4.26
	4112.500	-47.59	-13	-34.59	-55.47	12.61	4.73
	4935.000	-45.75	-13	-32.75	-53.15	12.65	5.25
	5757.500	-44.92	-13	-31.92	-52.25	13.07	5.74
V	1645.000	-36.85	-13	-23.85	-43.14	9.28	2.98
	2467.500	-28.91	-13	-15.91	-35.81	10.58	3.68
	3290.000	-37.58	-13	-24.58	-45.48	12.15	4.26
	4112.500	-46.75	-13	-33.75	-54.63	12.61	4.73
	4935.000	-45.39	-13	-32.39	-52.79	12.65	5.25
	5757.500	-46.18	-13	-33.18	-53.51	13.07	5.74

Emission Level=SG(Signal Generator) Level+Antenna Gain-Cable Loss.

BW 3M_CH 26775_QPSK_1RB7

Antenna Polarity	Frequency (MHz)	Emission Level (dBm)	Limit (dBm)	Margin (dB)	SG Level (dBm)	Antenna Gain (dBi)	Cable Loss (dB)
H	1645.000	-37.46	-13	-24.46	-43.75	9.28	2.98
	2467.500	-40.34	-13	-27.34	-47.24	10.58	3.68
	3290.000	-39.75	-13	-26.75	-47.65	12.15	4.26
	4112.500	-49.31	-13	-36.31	-57.19	12.61	4.73
	4935.000	-47.25	-13	-34.25	-54.65	12.65	5.25
	5757.500	-44.69	-13	-31.69	-52.02	13.07	5.74
V	1645.000	-38.96	-13	-25.96	-45.25	9.28	2.98
	2467.500	-32.88	-13	-19.88	-39.78	10.58	3.68
	3290.000	-39.77	-13	-26.77	-47.67	12.15	4.26
	4112.500	-47.15	-13	-34.15	-55.03	12.61	4.73
	4935.000	-46.11	-13	-33.11	-53.51	12.65	5.25
	5757.500	-45.39	-13	-32.39	-52.72	13.07	5.74

Emission Level=SG(Signal Generator) Level+Antenna Gain-Cable Loss.

BW 5M_CH 26715_16-QAM_1RB12

Antenna Polarity	Frequency (MHz)	Emission Level (dBm)	Limit (dBm)	Margin (dB)	SG Level (dBm)	Antenna Gain (dBi)	Cable Loss (dB)
H	1663.300	-38.58	-13	-25.58	-44.91	9.33	3.00
	2449.500	-42.22	-13	-29.22	-49.13	10.57	3.67
	3266.000	-39.88	-13	-26.88	-47.74	12.10	4.24
	4082.500	-48.31	-13	-35.31	-56.21	12.61	4.71
	4899.000	-47.16	-13	-34.16	-54.58	12.65	5.23
	5715.500	-46.13	-13	-33.13	-53.49	13.08	5.72
V	1633.000	-35.79	-13	-22.79	-42.06	9.24	2.97
	2449.500	-29.33	-13	-16.33	-36.24	10.57	3.67
	3266.000	-41.14	-13	-28.14	-49.00	12.10	4.24
	4082.500	-50.34	-13	-37.34	-58.24	12.61	4.71
	4899.000	-47.39	-13	-34.39	-54.81	12.65	5.23
	5715.500	-46.17	-13	-33.17	-53.53	13.08	5.72

Emission Level=SG(Signal Generator) Level+Antenna Gain-Cable Loss.

BW 5M_CH 26715_QPSK_1RB12

Antenna Polarity	Frequency (MHz)	Emission Level (dBm)	Limit (dBm)	Margin (dB)	SG Level (dBm)	Antenna Gain (dBi)	Cable Loss (dB)
H	1633.000	-38.52	-13	-25.52	-44.79	9.24	2.97
	2449.500	-40.11	-13	-27.11	-47.02	10.57	3.67
	3266.000	-38.39	-13	-25.39	-46.25	12.10	4.24
	4082.500	-48.88	-13	-35.88	-56.78	12.61	4.71
	4899.000	-47.22	-13	-34.22	-54.64	12.65	5.23
	5715.500	-47.37	-13	-34.37	-54.73	13.08	5.72
V	1663.300	-33.55	-13	-20.55	-39.88	9.33	3.00
	2449.500	-31.11	-13	-18.11	-38.02	10.57	3.67
	3266.000	-39.28	-13	-26.28	-47.14	12.10	4.24
	4082.500	-50.13	-13	-37.13	-58.03	12.61	4.71
	4899.000	-47.77	-13	-34.77	-55.19	12.65	5.23
	5715.500	-47.35	-13	-34.35	-54.71	13.08	5.72

Emission Level=SG(Signal Generator) Level+Antenna Gain-Cable Loss.

BW 5M_CH 26740_16-QAM_1RB12

Antenna Polarity	Frequency (MHz)	Emission Level (dBm)	Limit (dBm)	Margin (dB)	SG Level (dBm)	Antenna Gain (dBi)	Cable Loss (dB)
H	1638.000	-39.11	-13	-26.11	-45.39	9.26	2.98
	2457.000	-42.39	-13	-29.39	-49.30	10.58	3.67
	3276.000	-42.02	-13	-29.02	-49.90	12.12	4.25
	4095.000	-47.77	-13	-34.77	-55.66	12.61	4.72
	4914.000	-46.66	-13	-33.66	-54.07	12.65	5.24
	5733.000	-46.15	-13	-33.15	-53.50	13.07	5.73
V	1638.000	-36.11	-13	-23.11	-42.39	9.26	2.98
	2457.000	-32.23	-13	-19.23	-39.14	10.58	3.67
	3276.000	-39.28	-13	-26.28	-47.16	12.12	4.25
	4095.000	-48.39	-13	-35.39	-56.28	12.61	4.72
	4914.000	-47.31	-13	-34.31	-54.72	12.65	5.24
	5733.000	-45.58	-13	-32.58	-52.93	13.07	5.73

Emission Level=SG(Signal Generator) Level+Antenna Gain-Cable Loss.

BW 5M_CH 26740_QPSK_1RB12

Antenna Polarity	Frequency (MHz)	Emission Level (dBm)	Limit (dBm)	Margin (dB)	SG Level (dBm)	Antenna Gain (dBi)	Cable Loss (dB)
H	1638.000	-38.77	-13	-25.77	-45.05	9.26	2.98
	2457.000	-42.78	-13	-29.78	-49.69	10.58	3.67
	3276.000	-41.85	-13	-28.85	-49.73	12.12	4.25
	4095.000	-49.77	-13	-36.77	-57.66	12.61	4.72
	4914.000	-47.33	-13	-34.33	-54.74	12.65	5.24
	5733.000	-46.71	-13	-33.71	-54.06	13.07	5.73
V	1638.000	-35.97	-13	-22.97	-42.25	9.26	2.98
	2457.000	-31.39	-13	-18.39	-38.30	10.58	3.67
	3276.000	-39.31	-13	-26.31	-47.19	12.12	4.25
	4095.000	-48.11	-13	-35.11	-56.00	12.61	4.72
	4914.000	-45.58	-13	-32.58	-52.99	12.65	5.24
	5733.000	-45.22	-13	-32.22	-52.57	13.07	5.73

Emission Level=SG(Signal Generator) Level+Antenna Gain-Cable Loss.

BW 5M_CH 26765_16-QAM_1RB12

Antenna Polarity	Frequency (MHz)	Emission Level (dBm)	Limit (dBm)	Margin (dB)	SG Level (dBm)	Antenna Gain (dBi)	Cable Loss (dB)
H	1643.000	-38.08	-13	-25.08	-44.37	9.27	2.98
	2464.500	-28.91	-13	-15.91	-35.82	10.58	3.68
	3286.000	-37.88	-13	-24.88	-45.77	12.14	4.25
	4107.500	-46.69	-13	-33.69	-54.57	12.61	4.73
	4929.000	-45.83	-13	-32.83	-53.23	12.65	5.25
	5750.500	-46.35	-13	-33.35	-53.68	13.07	5.74
V	1643.000	-38.39	-13	-25.39	-44.68	9.27	2.98
	2464.500	-30.11	-13	-17.11	-37.02	10.58	3.68
	3286.000	-37.66	-13	-24.66	-45.55	12.14	4.25
	4107.500	-47.36	-13	-34.36	-55.24	12.61	4.73
	4929.000	-45.39	-13	-32.39	-52.79	12.65	5.25
	5750.500	-46.31	-13	-33.31	-53.64	13.07	5.74

Emission Level=SG(Signal Generator) Level+Antenna Gain-Cable Loss.

BW 5M_CH 26765_QPSK_1RB12

Antenna Polarity	Frequency (MHz)	Emission Level (dBm)	Limit (dBm)	Margin (dB)	SG Level (dBm)	Antenna Gain (dBi)	Cable Loss (dB)
H	1643.000	-37.59	-13	-24.59	-43.88	9.27	2.98
	2464.500	-40.92	-13	-27.92	-47.83	10.58	3.68
	3286.000	-41.21	-13	-28.21	-49.10	12.14	4.25
	4107.500	-48.36	-13	-35.36	-56.24	12.61	4.73
	4929.000	-45.37	-13	-32.37	-52.77	12.65	5.25
	5750.500	-45.23	-13	-32.23	-52.56	13.07	5.74
V	1643.000	-38.88	-13	-25.88	-45.17	9.27	2.98
	2464.500	-34.01	-13	-21.01	-40.92	10.58	3.68
	3286.000	-41.29	-13	-28.29	-49.18	12.14	4.25
	4107.500	-49.05	-13	-36.05	-56.93	12.61	4.73
	4929.000	-45.59	-13	-32.59	-52.99	12.65	5.25
	5750.500	-44.81	-13	-31.81	-52.14	13.07	5.74

Emission Level=SG(Signal Generator) Level+Antenna Gain-Cable Loss.

BW 10M_CH 26740_16-QAM_1RB24

Antenna Polarity	Frequency (MHz)	Emission Level (dBm)	Limit (dBm)	Margin (dB)	SG Level (dBm)	Antenna Gain (dBi)	Cable Loss (dB)
H	1638.000	-39.12	-13	-26.12	-45.40	9.26	2.98
	2457.000	-42.33	-13	-29.33	-49.24	10.58	3.67
	3276.000	-40.89	-13	-27.89	-48.77	12.12	4.25
	4095.000	-48.87	-13	-35.87	-56.76	12.61	4.72
	4914.000	-47.33	-13	-34.33	-54.74	12.65	5.24
	5733.000	-47.11	-13	-34.11	-54.46	13.07	5.73
V	1638.000	-35.58	-13	-22.58	-41.86	9.26	2.98
	2457.000	-31.33	-13	-18.33	-38.24	10.58	3.67
	3276.000	-39.85	-13	-26.85	-47.73	12.12	4.25
	4095.000	-50.36	-13	-37.36	-58.25	12.61	4.72
	4914.000	-46.81	-13	-33.81	-54.22	12.65	5.24
	5733.000	-44.81	-13	-31.81	-52.16	13.07	5.73

Emission Level=SG(Signal Generator) Level+Antenna Gain-Cable Loss.

BW 10M_CH 26740_QPSK_1RB24

Antenna Polarity	Frequency (MHz)	Emission Level (dBm)	Limit (dBm)	Margin (dB)	SG Level (dBm)	Antenna Gain (dBi)	Cable Loss (dB)
H	1638.000	-38.21	-13	-25.21	-44.49	9.26	2.98
	2457.000	-40.69	-13	-27.69	-47.60	10.58	3.67
	3276.000	-39.33	-13	-26.33	-47.21	12.12	4.25
	4095.000	-51.06	-13	-38.06	-58.95	12.61	4.72
	4914.000	-47.77	-13	-34.77	-55.18	12.65	5.24
	5733.000	-46.39	-13	-33.39	-53.74	13.07	5.73
V	1638.000	-33.33	-13	-20.33	-39.61	9.26	2.98
	2457.000	-31.21	-13	-18.21	-38.12	10.58	3.67
	3276.000	-38.19	-13	-25.19	-46.07	12.12	4.25
	4095.000	-49.39	-13	-36.39	-57.28	12.61	4.72
	4914.000	-47.31	-13	-34.31	-54.72	12.65	5.24
	5733.000	-46.98	-13	-33.98	-54.33	13.07	5.73

Emission Level=SG(Signal Generator) Level+Antenna Gain-Cable Loss.

Product	Module		
Test Item	Radiated Spurious Emissions		
Test Mode	Mode 8: LTE Band 66		
Date of Test	2019/12/12	Test Site	CB2-H
Temperature (°C)	23.0°C	Humidity (%RH)	55%RH

BW 1.4M_CH 131979_16-QAM_3RB0

Antenna Polarity	Frequency (MHz)	Emission Level (dBm)	Limit (dBm)	Margin (dB)	SG Level (dBm)	Antenna Gain (dBi)	Cable Loss (dB)
H	3421.400	-39.69	-13	-26.69	-47.78	12.44	4.35
	5132.100	-37.19	-13	-24.19	-44.58	12.78	5.39
	6842.800	-34.95	-13	-21.95	-40.43	11.84	6.36
	8553.500	-41.41	-13	-28.41	-46.37	11.87	6.91
	10264.000	-40.71	-13	-27.71	-44.96	11.86	7.61
	11974.900	-38.97	-13	-25.97	-43.88	13.13	8.22
V	3421.400	-33.05	-13	-20.05	-41.14	12.44	4.35
	5132.100	-37.44	-13	-24.44	-44.83	12.78	5.39
	6842.800	-35.25	-13	-22.25	-40.73	11.84	6.36
	8553.500	-41.37	-13	-28.37	-46.33	11.87	6.91
	10264.200	-40.08	-13	-27.08	-44.33	11.86	7.61
	11974.900	-40.37	-13	-27.37	-45.28	13.13	8.22

Emission Level=SG(Signal Generator) Level+Antenna Gain-Cable Loss.

BW 1.4M_CH 131979_QPSK_1RB2

Antenna Polarity	Frequency (MHz)	Emission Level (dBm)	Limit (dBm)	Margin (dB)	SG Level (dBm)	Antenna Gain (dBi)	Cable Loss (dB)
H	3421.400	-39.77	-13	-26.77	-47.86	12.44	4.35
	5132.100	-37.09	-13	-24.09	-44.48	12.78	5.39
	6842.800	-35.02	-13	-22.02	-40.50	11.84	6.36
	8553.500	-41.95	-13	-28.95	-46.91	11.87	6.91
	10264.000	-40.21	-13	-27.21	-44.46	11.86	7.61
	11974.900	-39.11	-13	-26.11	-44.02	13.13	8.22
V	3421.400	-33.11	-13	-20.11	-41.20	12.44	4.35
	5132.100	-37.62	-13	-24.62	-45.01	12.78	5.39
	6842.800	-35.08	-13	-22.08	-40.56	11.84	6.36
	8553.500	-41.41	-13	-28.41	-46.37	11.87	6.91
	10264.200	-39.91	-13	-26.91	-44.16	11.86	7.61
	11974.900	-39.44	-13	-26.44	-44.35	13.13	8.22

Emission Level=SG(Signal Generator) Level+Antenna Gain-Cable Loss.

BW 1.4M_CH 132322_16-QAM_3RB3

Antenna Polarity	Frequency (MHz)	Emission Level (dBm)	Limit (dBm)	Margin (dB)	SG Level (dBm)	Antenna Gain (dBi)	Cable Loss (dB)
H	3490.000	-33.98	-13	-20.98	-42.17	12.59	4.40
	5235.000	-36.71	-13	-23.71	-44.13	12.88	5.46
	6980.000	-39.56	-13	-26.56	-44.72	11.67	6.51
	8725.000	-41.41	-13	-28.41	-46.32	11.88	6.97
	10470.000	-40.86	-13	-27.86	-44.82	11.69	7.73
	12215.000	-40.24	-13	-27.24	-45.42	13.47	8.29
V	3490.000	-32.30	-13	-19.30	-40.49	12.59	4.40
	5235.000	-38.21	-13	-25.21	-45.63	12.88	5.46
	6980.000	-36.55	-13	-23.55	-41.71	11.67	6.51
	8725.000	-41.89	-13	-28.89	-46.80	11.88	6.97
	10470.000	-39.40	-13	-26.40	-43.36	11.69	7.73
	12215.000	-40.08	-13	-27.08	-45.26	13.47	8.29

Emission Level=SG(Signal Generator) Level+Antenna Gain-Cable Loss.

BW 1.4M_CH 132322_QPSK_1RB2

Antenna Polarity	Frequency (MHz)	Emission Level (dBm)	Limit (dBm)	Margin (dB)	SG Level (dBm)	Antenna Gain (dBi)	Cable Loss (dB)
H	3490.000	-34.33	-13	-21.33	-42.52	12.59	4.40
	5235.000	-36.65	-13	-23.65	-44.07	12.88	5.46
	6980.000	-39.31	-13	-26.31	-44.47	11.67	6.51
	8725.000	-41.49	-13	-28.49	-46.40	11.88	6.97
	10470.000	-40.33	-13	-27.33	-44.29	11.69	7.73
	12215.000	-40.12	-13	-27.12	-45.30	13.47	8.29
V	3490.000	-32.27	-13	-19.27	-40.46	12.59	4.40
	5235.000	-38.02	-13	-25.02	-45.44	12.88	5.46
	6980.000	-36.05	-13	-23.05	-41.21	11.67	6.51
	8725.000	-41.72	-13	-28.72	-46.63	11.88	6.97
	10470.000	-39.88	-13	-26.88	-43.84	11.69	7.73
	12215.000	-39.95	-13	-26.95	-45.13	13.47	8.29

Emission Level=SG(Signal Generator) Level+Antenna Gain-Cable Loss.

BW 1.4M_CH 132665_16-QAM_1RB2

Antenna Polarity	Frequency (MHz)	Emission Level (dBm)	Limit (dBm)	Margin (dB)	SG Level (dBm)	Antenna Gain (dBi)	Cable Loss (dB)
H	3558.600	-38.95	-13	-25.95	-47.12	12.61	4.44
	5337.900	-34.23	-13	-21.23	-41.68	12.98	5.53
	7117.200	-36.44	-13	-23.44	-41.44	11.55	6.56
	8896.500	-42.88	-13	-29.88	-47.73	11.88	7.03
	10675.800	-40.67	-13	-27.67	-44.48	11.61	7.80
	12455.100	-40.55	-13	-27.55	-45.99	13.80	8.36
V	3558.600	-39.32	-13	-26.32	-47.49	12.61	4.44
	5337.900	-32.48	-13	-19.48	-39.93	12.98	5.53
	7117.200	-36.42	-13	-23.42	-41.42	11.55	6.56
	8896.500	-42.23	-13	-29.23	-47.08	11.88	7.03
	10675.800	-39.71	-13	-26.71	-43.52	11.61	7.80
	12455.100	-40.12	-13	-27.12	-45.56	13.80	8.36

Emission Level=SG(Signal Generator) Level+Antenna Gain-Cable Loss.

BW 1.4M_CH 132665_QPSK_1RB2

Antenna Polarity	Frequency (MHz)	Emission Level (dBm)	Limit (dBm)	Margin (dB)	SG Level (dBm)	Antenna Gain (dBi)	Cable Loss (dB)
H	3558.600	-39.20	-13	-26.20	-47.37	12.61	4.44
	5337.900	-34.18	-13	-21.18	-41.63	12.98	5.53
	7117.200	-36.28	-13	-23.28	-41.28	11.55	6.56
	8896.500	-42.76	-13	-29.76	-47.61	11.88	7.03
	10675.800	-40.54	-13	-27.54	-44.35	11.61	7.80
	12455.100	-40.08	-13	-27.08	-45.52	13.80	8.36
V	3558.600	-39.18	-13	-26.18	-47.35	12.61	4.44
	5337.900	-32.52	-13	-19.52	-39.97	12.98	5.53
	7117.200	-36.38	-13	-23.38	-41.38	11.55	6.56
	8896.500	-42.05	-13	-29.05	-46.90	11.88	7.03
	10675.800	-39.65	-13	-26.65	-43.46	11.61	7.80
	12455.100	-40.08	-13	-27.08	-45.52	13.80	8.36

Emission Level=SG(Signal Generator) Level+Antenna Gain-Cable Loss.

BW 3M_CH 131979_16-QAM_1RB7

Antenna Polarity	Frequency (MHz)	Emission Level (dBm)	Limit (dBm)	Margin (dB)	SG Level (dBm)	Antenna Gain (dBi)	Cable Loss (dB)
H	3423.000	-39.15	-13	-26.15	-47.24	12.44	4.35
	5134.500	-37.63	-13	-24.63	-45.02	12.78	5.39
	6846.000	-34.84	-13	-21.84	-40.31	11.83	6.37
	8557.500	-41.04	-13	-28.04	-46.00	11.87	6.91
	10269.000	-40.33	-13	-27.33	-44.57	11.86	7.62
	11980.500	-39.42	-13	-26.42	-44.34	13.14	8.22
V	3423.000	-32.47	-13	-19.47	-40.56	12.44	4.35
	5134.500	-33.33	-13	-20.33	-40.72	12.78	5.39
	6846.000	-36.60	-13	-23.60	-42.07	11.83	6.37
	8557.500	-41.83	-13	-28.83	-46.79	11.87	6.91
	10269.000	-40.54	-13	-27.54	-44.78	11.86	7.62
	11980.500	-40.26	-13	-27.26	-45.18	13.14	8.22

Emission Level=SG(Signal Generator) Level+Antenna Gain-Cable Loss.

BW 3M_CH 131979_QPSK_1RB7

Antenna Polarity	Frequency (MHz)	Emission Level (dBm)	Limit (dBm)	Margin (dB)	SG Level (dBm)	Antenna Gain (dBi)	Cable Loss (dB)
H	3423.000	-39.65	-13	-26.65	-47.74	12.44	4.35
	5134.500	-37.31	-13	-24.31	-44.70	12.78	5.39
	6846.000	-35.11	-13	-22.11	-40.58	11.83	6.37
	8557.500	-41.76	-13	-28.76	-46.72	11.87	6.91
	10269.000	-40.11	-13	-27.11	-44.35	11.86	7.62
	11980.500	-39.06	-13	-26.06	-43.98	13.14	8.22
V	3423.000	-33.28	-13	-20.28	-41.37	12.44	4.35
	5134.500	-37.19	-13	-24.19	-44.58	12.78	5.39
	6846.000	-35.18	-13	-22.18	-40.65	11.83	6.37
	8557.500	-41.33	-13	-28.33	-46.29	11.87	6.91
	10269.000	-39.82	-13	-26.82	-44.06	11.86	7.62
	11980.500	-39.50	-13	-26.50	-44.42	13.14	8.22

Emission Level=SG(Signal Generator) Level+Antenna Gain-Cable Loss.

BW 3M_CH 132322_16-QAM_1RB7

Antenna Polarity	Frequency (MHz)	Emission Level (dBm)	Limit (dBm)	Margin (dB)	SG Level (dBm)	Antenna Gain (dBi)	Cable Loss (dB)
H	3490.000	-33.49	-13	-20.49	-41.68	12.59	4.40
	5235.000	-36.50	-13	-23.50	-43.92	12.88	5.46
	6980.000	-39.42	-13	-26.42	-44.58	11.67	6.51
	8725.000	-41.33	-13	-28.33	-46.24	11.88	6.97
	10470.000	-40.98	-13	-27.98	-44.94	11.69	7.73
	12215.000	-40.51	-13	-27.51	-45.69	13.47	8.29
V	3490.000	-32.28	-13	-19.28	-40.47	12.59	4.40
	5235.000	-37.78	-13	-24.78	-45.20	12.88	5.46
	6980.000	-36.34	-13	-23.34	-41.50	11.67	6.51
	8725.000	-41.50	-13	-28.50	-46.41	11.88	6.97
	10470.000	-39.30	-13	-26.30	-43.26	11.69	7.73
	12215.000	-40.21	-13	-27.21	-45.39	13.47	8.29

Emission Level=SG(Signal Generator) Level+Antenna Gain-Cable Loss.

BW 3M_CH 132322_QPSK_1RB7

Antenna Polarity	Frequency (MHz)	Emission Level (dBm)	Limit (dBm)	Margin (dB)	SG Level (dBm)	Antenna Gain (dBi)	Cable Loss (dB)
H	3490.000	-34.86	-13	-21.86	-43.05	12.59	4.40
	5235.000	-36.79	-13	-23.79	-44.21	12.88	5.46
	6980.000	-39.20	-13	-26.20	-44.36	11.67	6.51
	8725.000	-41.55	-13	-28.55	-46.46	11.88	6.97
	10470.000	-40.43	-13	-27.43	-44.39	11.69	7.73
	12215.000	-40.70	-13	-27.70	-45.88	13.47	8.29
V	3490.000	-32.08	-13	-19.08	-40.27	12.59	4.40
	5235.000	-37.22	-13	-24.22	-44.64	12.88	5.46
	6980.000	-36.35	-13	-23.35	-41.51	11.67	6.51
	8725.000	-41.80	-13	-28.80	-46.71	11.88	6.97
	10470.000	-40.11	-13	-27.11	-44.07	11.69	7.73
	12215.000	-39.92	-13	-26.92	-45.10	13.47	8.29

Emission Level=SG(Signal Generator) Level+Antenna Gain-Cable Loss.

BW 3M_CH 132665_16-QAM_1RB7

Antenna Polarity	Frequency (MHz)	Emission Level (dBm)	Limit (dBm)	Margin (dB)	SG Level (dBm)	Antenna Gain (dBi)	Cable Loss (dB)
H	3557.000	-38.82	-13	-25.82	-46.99	12.61	4.44
	5335.500	-34.30	-13	-21.30	-41.75	12.98	5.53
	7114.000	-37.16	-13	-24.16	-42.16	11.56	6.56
	8892.500	-42.92	-13	-29.92	-47.78	11.88	7.03
	10671.000	-40.83	-13	-27.83	-44.65	11.61	7.80
	12449.500	-40.67	-13	-27.67	-46.10	13.79	8.36
V	3557.000	-39.68	-13	-26.68	-47.85	12.61	4.44
	5335.500	-32.77	-13	-19.77	-40.22	12.98	5.53
	7114.000	-36.96	-13	-23.96	-41.96	11.56	6.56
	8892.500	-41.87	-13	-28.87	-46.73	11.88	7.03
	10671.000	-39.31	-13	-26.31	-43.13	11.61	7.80
	12449.500	-39.88	-13	-26.88	-45.31	13.79	8.36

Emission Level=SG(Signal Generator) Level+Antenna Gain-Cable Loss.

BW 3M_CH 132665_QPSK_1RB7

Antenna Polarity	Frequency (MHz)	Emission Level (dBm)	Limit (dBm)	Margin (dB)	SG Level (dBm)	Antenna Gain (dBi)	Cable Loss (dB)
H	3557.000	-39.17	-13	-26.17	-47.34	12.61	4.44
	5335.500	-34.19	-13	-21.19	-41.64	12.98	5.53
	7114.000	-36.27	-13	-23.27	-41.27	11.56	6.56
	8892.500	-42.49	-13	-29.49	-47.35	11.88	7.03
	10671.000	-40.58	-13	-27.58	-44.40	11.61	7.80
	12449.500	-40.27	-13	-27.27	-45.70	13.79	8.36
V	3557.000	-41.05	-13	-28.05	-49.22	12.61	4.44
	5335.500	-32.49	-13	-19.49	-39.94	12.98	5.53
	7114.000	-36.50	-13	-23.50	-41.50	11.56	6.56
	8892.500	-41.95	-13	-28.95	-46.81	11.88	7.03
	10671.000	-42.28	-13	-29.28	-46.10	11.61	7.80
	12449.500	-39.30	-13	-26.30	-44.73	13.79	8.36

Emission Level=SG(Signal Generator) Level+Antenna Gain-Cable Loss.

BW 5M_CH 131997_16-QAM_1RB12

Antenna Polarity	Frequency (MHz)	Emission Level (dBm)	Limit (dBm)	Margin (dB)	SG Level (dBm)	Antenna Gain (dBi)	Cable Loss (dB)
H	3425.000	-39.22	-13	-26.22	-47.31	12.45	4.36
	5137.500	-37.59	-13	-24.59	-44.98	12.78	5.39
	6850.000	-34.97	-13	-21.97	-40.43	11.83	6.37
	8562.500	-41.39	-13	-28.39	-46.34	11.87	6.91
	10275.000	-40.58	-13	-27.58	-44.81	11.85	7.62
	11987.500	-39.30	-13	-26.30	-44.23	13.16	8.22
V	3425.000	-31.32	-13	-18.32	-39.41	12.45	4.36
	5137.500	-33.69	-13	-20.69	-41.08	12.78	5.39
	6850.000	-36.51	-13	-23.51	-41.97	11.83	6.37
	8562.500	-41.77	-13	-28.77	-46.72	11.87	6.91
	10275.000	-40.40	-13	-27.40	-44.63	11.85	7.62
	11987.500	-40.82	-13	-27.82	-45.75	13.16	8.22

Emission Level=SG(Signal Generator) Level+Antenna Gain-Cable Loss.

BW 5M_CH 131997_QPSK_1RB12

Antenna Polarity	Frequency (MHz)	Emission Level (dBm)	Limit (dBm)	Margin (dB)	SG Level (dBm)	Antenna Gain (dBi)	Cable Loss (dB)
H	3425.000	-39.58	-13	-26.58	-47.67	12.45	4.36
	5137.500	-37.80	-13	-24.80	-45.19	12.78	5.39
	6850.000	-35.88	-13	-22.88	-41.34	11.83	6.37
	8562.500	-41.61	-13	-28.61	-46.56	11.87	6.91
	10275.000	-40.18	-13	-27.18	-44.41	11.85	7.62
	11987.500	-39.45	-13	-26.45	-44.38	13.16	8.22
V	3425.000	-39.50	-13	-26.50	-47.59	12.45	4.36
	5137.500	-37.42	-13	-24.42	-44.81	12.78	5.39
	6850.000	-35.09	-13	-22.09	-40.55	11.83	6.37
	8562.500	-41.83	-13	-28.83	-46.78	11.87	6.91
	10275.000	-40.08	-13	-27.08	-44.31	11.85	7.62
	11987.500	-39.46	-13	-26.46	-44.39	13.16	8.22

Emission Level=SG(Signal Generator) Level+Antenna Gain-Cable Loss.

BW 5M_CH 132322_16-QAM_1RB12

Antenna Polarity	Frequency (MHz)	Emission Level (dBm)	Limit (dBm)	Margin (dB)	SG Level (dBm)	Antenna Gain (dBi)	Cable Loss (dB)
H	3490.000	-33.58	-13	-20.58	-41.77	12.59	4.40
	5235.000	-36.44	-13	-23.44	-43.86	12.88	5.46
	6980.000	-39.58	-13	-26.58	-44.74	11.67	6.51
	8725.000	-41.50	-13	-28.50	-46.41	11.88	6.97
	10470.000	-41.16	-13	-28.16	-45.12	11.69	7.73
	12215.000	-40.67	-13	-27.67	-45.85	13.47	8.29
V	3490.000	-32.33	-13	-19.33	-40.52	12.59	4.40
	5235.000	-37.56	-13	-24.56	-44.98	12.88	5.46
	6980.000	-36.69	-13	-23.69	-41.85	11.67	6.51
	8725.000	-41.20	-13	-28.20	-46.11	11.88	6.97
	10470.000	-39.07	-13	-26.07	-43.03	11.69	7.73
	12215.000	-40.35	-13	-27.35	-45.53	13.47	8.29

Emission Level=SG(Signal Generator) Level+Antenna Gain-Cable Loss.

BW 5M_CH 132322_QPSK_1RB12

Antenna Polarity	Frequency (MHz)	Emission Level (dBm)	Limit (dBm)	Margin (dB)	SG Level (dBm)	Antenna Gain (dBi)	Cable Loss (dB)
H	3490.000	-34.72	-13	-21.72	-42.91	12.59	4.40
	5235.000	-36.66	-13	-23.66	-44.08	12.88	5.46
	6980.000	-38.91	-13	-25.91	-44.07	11.67	6.51
	8725.000	-41.88	-13	-28.88	-46.79	11.88	6.97
	10470.000	-40.38	-13	-27.38	-44.34	11.69	7.73
	12215.000	-40.44	-13	-27.44	-45.62	13.47	8.29
V	3490.000	-32.22	-13	-19.22	-40.41	12.59	4.40
	5235.000	-37.46	-13	-24.46	-44.88	12.88	5.46
	6980.000	-36.50	-13	-23.50	-41.66	11.67	6.51
	8725.000	-41.28	-13	-28.28	-46.19	11.88	6.97
	10470.000	-39.91	-13	-26.91	-43.87	11.69	7.73
	12215.000	-39.02	-13	-26.02	-44.20	13.47	8.29

Emission Level=SG(Signal Generator) Level+Antenna Gain-Cable Loss.

BW 5M_CH 132647_16-QAM_1RB12

Antenna Polarity	Frequency (MHz)	Emission Level (dBm)	Limit (dBm)	Margin (dB)	SG Level (dBm)	Antenna Gain (dBi)	Cable Loss (dB)
H	3555.000	-38.70	-13	-25.70	-46.87	12.61	4.44
	5332.500	-34.03	-13	-21.03	-41.48	12.98	5.53
	7110.000	-37.93	-13	-24.93	-42.93	11.56	6.55
	8887.500	-42.56	-13	-29.56	-47.42	11.88	7.03
	10665.000	-40.77	-13	-27.77	-44.59	11.61	7.79
	12442.500	-40.08	-13	-27.08	-45.51	13.78	8.36
V	3555.000	-40.21	-13	-27.21	-48.38	12.61	4.44
	5332.500	-32.69	-13	-19.69	-40.14	12.98	5.53
	7110.000	-36.74	-13	-23.74	-41.74	11.56	6.55
	8887.500	-41.64	-13	-28.64	-46.50	11.88	7.03
	10665.000	-39.28	-13	-26.28	-43.10	11.61	7.79
	12442.500	-39.96	-13	-26.96	-45.39	13.78	8.36

Emission Level=SG(Signal Generator) Level+Antenna Gain-Cable Loss.

BW 5M_CH 132647_QPSK_1RB12

Antenna Polarity	Frequency (MHz)	Emission Level (dBm)	Limit (dBm)	Margin (dB)	SG Level (dBm)	Antenna Gain (dBi)	Cable Loss (dB)
H	3555.000	-39.28	-13	-26.28	-47.45	12.61	4.44
	5332.500	-34.27	-13	-21.27	-41.72	12.98	5.53
	7110.000	-36.93	-13	-23.93	-41.93	11.56	6.55
	8887.500	-42.58	-13	-29.58	-47.44	11.88	7.03
	10665.000	-40.99	-13	-27.99	-44.81	11.61	7.79
	12442.500	-40.16	-13	-27.16	-45.59	13.78	8.36
V	3555.000	-40.93	-13	-27.93	-49.10	12.61	4.44
	5332.500	-32.66	-13	-19.66	-40.11	12.98	5.53
	7110.000	-36.30	-13	-23.30	-41.30	11.56	6.55
	8887.500	-41.15	-13	-28.15	-46.01	11.88	7.03
	10665.000	-42.98	-13	-29.98	-46.80	11.61	7.79
	12442.500	-39.20	-13	-26.20	-44.63	13.78	8.36

Emission Level=SG(Signal Generator) Level+Antenna Gain-Cable Loss.

BW 10M_CH 132022_16-QAM_1RB24

Antenna Polarity	Frequency (MHz)	Emission Level (dBm)	Limit (dBm)	Margin (dB)	SG Level (dBm)	Antenna Gain (dBi)	Cable Loss (dB)
H	3430.000	-39.66	-13	-26.66	-47.76	12.46	4.36
	5145.000	-37.08	-13	-24.08	-44.48	12.79	5.40
	6860.000	-35.56	-13	-22.56	-41.00	11.82	6.38
	8575.000	-41.77	-13	-28.77	-46.72	11.87	6.92
	10290.000	-40.85	-13	-27.85	-45.06	11.84	7.63
	12005.000	-40.04	-13	-27.04	-45.00	13.19	8.23
V	3430.000	-31.66	-13	-18.66	-39.76	12.46	4.36
	5145.000	-34.46	-13	-21.46	-41.86	12.79	5.40
	6860.000	-36.83	-13	-23.83	-42.27	11.82	6.38
	8575.000	-42.25	-13	-29.25	-47.20	11.87	6.92
	10290.000	-39.82	-13	-26.82	-44.03	11.84	7.63
	12005.000	-40.36	-13	-27.36	-45.32	13.19	8.23

Emission Level=SG(Signal Generator) Level+Antenna Gain-Cable Loss.

BW 10M_CH 132022_QPSK_1RB24

Antenna Polarity	Frequency (MHz)	Emission Level (dBm)	Limit (dBm)	Margin (dB)	SG Level (dBm)	Antenna Gain (dBi)	Cable Loss (dB)
H	3430.000	-39.29	-13	-26.29	-47.39	12.46	4.36
	5145.000	-37.70	-13	-24.70	-45.10	12.79	5.40
	6860.000	-35.75	-13	-22.75	-41.19	11.82	6.38
	8575.000	-41.52	-13	-28.52	-46.47	11.87	6.92
	10290.000	-40.05	-13	-27.05	-44.26	11.84	7.63
	12005.000	-39.77	-13	-26.77	-44.73	13.19	8.23
V	3430.000	-38.86	-13	-25.86	-46.96	12.46	4.36
	5145.000	-37.96	-13	-24.96	-45.36	12.79	5.40
	6860.000	-35.12	-13	-22.12	-40.56	11.82	6.38
	8575.000	-41.95	-13	-28.95	-46.90	11.87	6.92
	10290.000	-40.33	-13	-27.33	-44.54	11.84	7.63
	12005.000	-39.99	-13	-26.99	-44.95	13.19	8.23

Emission Level=SG(Signal Generator) Level+Antenna Gain-Cable Loss.

BW 10M_CH 132322_16-QAM_1RB24

Antenna Polarity	Frequency (MHz)	Emission Level (dBm)	Limit (dBm)	Margin (dB)	SG Level (dBm)	Antenna Gain (dBi)	Cable Loss (dB)
H	3490.000	-33.50	-13	-20.50	-41.69	12.59	4.40
	5235.000	-36.42	-13	-23.42	-43.84	12.88	5.46
	6980.000	-39.66	-13	-26.66	-44.82	11.67	6.51
	8725.000	-41.30	-13	-28.30	-46.21	11.88	6.97
	10470.000	-41.32	-13	-28.32	-45.28	11.69	7.73
	12215.000	-40.85	-13	-27.85	-46.03	13.47	8.29
V	3490.000	-31.88	-13	-18.88	-40.07	12.59	4.40
	5235.000	-37.22	-13	-24.22	-44.64	12.88	5.46
	6980.000	-36.34	-13	-23.34	-41.50	11.67	6.51
	8725.000	-41.29	-13	-28.29	-46.20	11.88	6.97
	10470.000	-39.47	-13	-26.47	-43.43	11.69	7.73
	12215.000	-40.52	-13	-27.52	-45.70	13.47	8.29

Emission Level=SG(Signal Generator) Level+Antenna Gain-Cable Loss.

BW 10M_CH 132322_QPSK_1RB24

Antenna Polarity	Frequency (MHz)	Emission Level (dBm)	Limit (dBm)	Margin (dB)	SG Level (dBm)	Antenna Gain (dBi)	Cable Loss (dB)
H	3490.000	-34.63	-13	-21.63	-42.82	12.59	4.40
	5235.000	-36.75	-13	-23.75	-44.17	12.88	5.46
	6980.000	-39.11	-13	-26.11	-44.27	11.67	6.51
	8725.000	-41.81	-13	-28.81	-46.72	11.88	6.97
	10470.000	-40.72	-13	-27.72	-44.68	11.69	7.73
	12215.000	-40.85	-13	-27.85	-46.03	13.47	8.29
V	3490.000	-32.32	-13	-19.32	-40.51	12.59	4.40
	5235.000	-37.55	-13	-24.55	-44.97	12.88	5.46
	6980.000	-36.05	-13	-23.05	-41.21	11.67	6.51
	8725.000	-41.61	-13	-28.61	-46.52	11.88	6.97
	10470.000	-39.25	-13	-26.25	-43.21	11.69	7.73
	12215.000	-39.39	-13	-26.39	-44.57	13.47	8.29

Emission Level=SG(Signal Generator) Level+Antenna Gain-Cable Loss.

BW 10M_CH 132622_16-QAM_1RB24

Antenna Polarity	Frequency (MHz)	Emission Level (dBm)	Limit (dBm)	Margin (dB)	SG Level (dBm)	Antenna Gain (dBi)	Cable Loss (dB)
H	3550.000	-38.28	-13	-25.28	-46.45	12.61	4.44
	5325.000	-33.96	-13	-20.96	-41.40	12.97	5.53
	7100.000	-38.03	-13	-25.03	-43.04	11.57	6.55
	8875.000	-42.93	-13	-29.93	-47.79	11.88	7.02
	10650.000	-40.30	-13	-27.30	-44.13	11.62	7.79
	12425.000	-39.93	-13	-26.93	-45.34	13.76	8.35
V	3550.000	-40.69	-13	-27.69	-48.86	12.61	4.44
	5325.000	-32.70	-13	-19.70	-40.14	12.97	5.53
	7100.000	-36.35	-13	-23.35	-41.36	11.57	6.55
	8875.000	-41.55	-13	-28.55	-46.41	11.88	7.02
	10650.000	-39.37	-13	-26.37	-43.20	11.62	7.79
	12425.000	-40.07	-13	-27.07	-45.48	13.76	8.35

Emission Level=SG(Signal Generator) Level+Antenna Gain-Cable Loss.

BW 10M_CH 132622_QPSK_1RB24

Antenna Polarity	Frequency (MHz)	Emission Level (dBm)	Limit (dBm)	Margin (dB)	SG Level (dBm)	Antenna Gain (dBi)	Cable Loss (dB)
H	3550.000	-39.41	-13	-26.41	-47.58	12.61	4.44
	5325.000	-34.63	-13	-21.63	-42.07	12.97	5.53
	7100.000	-37.05	-13	-24.05	-42.06	11.57	6.55
	8875.000	-42.55	-13	-29.55	-47.41	11.88	7.02
	10650.000	-40.72	-13	-27.72	-44.55	11.62	7.79
	12425.000	-40.80	-13	-27.80	-46.21	13.76	8.35
V	3550.000	-41.11	-13	-28.11	-49.28	12.61	4.44
	5325.000	-32.70	-13	-19.70	-40.14	12.97	5.53
	7100.000	-36.18	-13	-23.18	-41.19	11.57	6.55
	8875.000	-41.85	-13	-28.85	-46.71	11.88	7.02
	10650.000	-43.34	-13	-30.34	-47.17	11.62	7.79
	12425.000	-39.38	-13	-26.38	-44.79	13.76	8.35

Emission Level=SG(Signal Generator) Level+Antenna Gain-Cable Loss.

BW 15M_CH 132047_16-QAM_1RB37

Antenna Polarity	Frequency (MHz)	Emission Level (dBm)	Limit (dBm)	Margin (dB)	SG Level (dBm)	Antenna Gain (dBi)	Cable Loss (dB)
H	3435.000	-39.58	-13	-26.58	-47.69	12.47	4.36
	5152.500	-37.15	-13	-24.15	-44.55	12.80	5.40
	6870.000	-35.40	-13	-22.40	-40.81	11.81	6.39
	8587.500	-41.89	-13	-28.89	-46.84	11.87	6.92
	10305.000	-40.75	-13	-27.75	-44.94	11.83	7.64
	12022.500	-40.33	-13	-27.33	-45.31	13.21	8.23
V	3435.000	-31.50	-13	-18.50	-39.61	12.47	4.36
	5152.500	-34.57	-13	-21.57	-41.97	12.80	5.40
	6870.000	-36.44	-13	-23.44	-41.85	11.81	6.39
	8587.500	-42.65	-13	-29.65	-47.60	11.87	6.92
	10305.000	-39.79	-13	-26.79	-43.98	11.83	7.64
	12022.500	-40.48	-13	-27.48	-45.46	13.21	8.23

Emission Level=SG(Signal Generator) Level+Antenna Gain-Cable Loss.

BW 15M_CH 132047_QPSK_1RB37

Antenna Polarity	Frequency (MHz)	Emission Level (dBm)	Limit (dBm)	Margin (dB)	SG Level (dBm)	Antenna Gain (dBi)	Cable Loss (dB)
H	3435.000	-39.55	-13	-26.55	-47.66	12.47	4.36
	5152.500	-37.42	-13	-24.42	-44.82	12.80	5.40
	6870.000	-35.80	-13	-22.80	-41.21	11.81	6.39
	8587.500	-41.39	-13	-28.39	-46.34	11.87	6.92
	10305.000	-40.24	-13	-27.24	-44.43	11.83	7.64
	12022.500	-39.85	-13	-26.85	-44.83	13.21	8.23
V	3435.000	-38.55	-13	-25.55	-46.66	12.47	4.36
	5152.500	-37.80	-13	-24.80	-45.20	12.80	5.40
	6870.000	-35.19	-13	-22.19	-40.60	11.81	6.39
	8587.500	-40.14	-13	-27.14	-45.09	11.87	6.92
	10305.000	-41.68	-13	-28.68	-45.87	11.83	7.64
	12022.500	-40.02	-13	-27.02	-45.00	13.21	8.23

Emission Level=SG(Signal Generator) Level+Antenna Gain-Cable Loss.

BW 15M_CH 132322_16-QAM_1RB37

Antenna Polarity	Frequency (MHz)	Emission Level (dBm)	Limit (dBm)	Margin (dB)	SG Level (dBm)	Antenna Gain (dBi)	Cable Loss (dB)
H	3490.000	-33.37	-13	-20.37	-41.56	12.59	4.40
	5235.000	-36.59	-13	-23.59	-44.01	12.88	5.46
	6980.000	-39.56	-13	-26.56	-44.72	11.67	6.51
	8725.000	-41.22	-13	-28.22	-46.13	11.88	6.97
	10470.000	-41.49	-13	-28.49	-45.45	11.69	7.73
	12215.000	-40.68	-13	-27.68	-45.86	13.47	8.29
V	3490.000	-31.90	-13	-18.90	-40.09	12.59	4.40
	5235.000	-37.36	-13	-24.36	-44.78	12.88	5.46
	6980.000	-36.74	-13	-23.74	-41.90	11.67	6.51
	8725.000	-41.35	-13	-28.35	-46.26	11.88	6.97
	10470.000	-39.52	-13	-26.52	-43.48	11.69	7.73
	12215.000	-40.31	-13	-27.31	-45.49	13.47	8.29

Emission Level=SG(Signal Generator) Level+Antenna Gain-Cable Loss.

BW 15M_CH 132322_QPSK_1RB37

Antenna Polarity	Frequency (MHz)	Emission Level (dBm)	Limit (dBm)	Margin (dB)	SG Level (dBm)	Antenna Gain (dBi)	Cable Loss (dB)
H	3490.000	-34.59	-13	-21.59	-42.78	12.59	4.40
	5235.000	-36.88	-13	-23.88	-44.30	12.88	5.46
	6980.000	-39.03	-13	-26.03	-44.19	11.67	6.51
	8725.000	-41.77	-13	-28.77	-46.68	11.88	6.97
	10470.000	-40.85	-13	-27.85	-44.81	11.69	7.73
	12215.000	-40.91	-13	-27.91	-46.09	13.47	8.29
V	3490.000	-32.35	-13	-19.35	-40.54	12.59	4.40
	5235.000	-37.74	-13	-24.74	-45.16	12.88	5.46
	6980.000	-36.33	-13	-23.33	-41.49	11.67	6.51
	8725.000	-41.59	-13	-28.59	-46.50	11.88	6.97
	10470.000	-39.02	-13	-26.02	-42.98	11.69	7.73
	12215.000	-39.57	-13	-26.57	-44.75	13.47	8.29

Emission Level=SG(Signal Generator) Level+Antenna Gain-Cable Loss.

BW 15M_CH 132597_16-QAM_1RB37

Antenna Polarity	Frequency (MHz)	Emission Level (dBm)	Limit (dBm)	Margin (dB)	SG Level (dBm)	Antenna Gain (dBi)	Cable Loss (dB)
H	3550.000	-38.39	-13	-25.39	-46.56	12.61	4.44
	5317.500	-34.08	-13	-21.08	-41.52	12.96	5.52
	7090.000	-36.61	-13	-23.61	-41.63	11.58	6.55
	8862.500	-43.34	-13	-30.34	-48.20	11.88	7.02
	10635.000	-39.93	-13	-26.93	-43.77	11.62	7.78
	12407.500	-40.27	-13	-27.27	-45.66	13.73	8.35
V	3545.000	-40.36	-13	-27.36	-48.54	12.61	4.43
	5317.500	-33.33	-13	-20.33	-40.77	12.96	5.52
	7090.000	-37.11	-13	-24.11	-42.13	11.58	6.55
	8862.500	-41.96	-13	-28.96	-46.82	11.88	7.02
	10635.000	-39.52	-13	-26.52	-43.36	11.62	7.78
	12407.500	-40.37	-13	-27.37	-45.76	13.73	8.35

Emission Level=SG(Signal Generator) Level+Antenna Gain-Cable Loss.

BW 15M_CH 132597_QPSK_1RB37

Antenna Polarity	Frequency (MHz)	Emission Level (dBm)	Limit (dBm)	Margin (dB)	SG Level (dBm)	Antenna Gain (dBi)	Cable Loss (dB)
H	3545.000	-39.21	-13	-26.21	-47.39	12.61	4.43
	5317.500	-34.59	-13	-21.59	-42.03	12.96	5.52
	7090.000	-37.11	-13	-24.11	-42.13	11.58	6.55
	8862.500	-41.86	-13	-28.86	-46.72	11.88	7.02
	10635.000	-40.29	-13	-27.29	-44.13	11.62	7.78
	12407.500	-40.25	-13	-27.25	-45.64	13.73	8.35
V	3545.000	-40.98	-13	-27.98	-49.16	12.61	4.43
	5317.500	-32.80	-13	-19.80	-40.24	12.96	5.52
	7090.000	-36.23	-13	-23.23	-41.25	11.58	6.55
	8862.500	-42.05	-13	-29.05	-46.91	11.88	7.02
	10635.000	-43.66	-13	-30.66	-47.50	11.62	7.78
	12407.500	-39.67	-13	-26.67	-45.06	13.73	8.35

Emission Level=SG(Signal Generator) Level+Antenna Gain-Cable Loss.

BW 20M_CH 132072_16-QAM_1RB49

Antenna Polarity	Frequency (MHz)	Emission Level (dBm)	Limit (dBm)	Margin (dB)	SG Level (dBm)	Antenna Gain (dBi)	Cable Loss (dB)
H	3440.000	-39.42	-13	-26.42	-47.53	12.48	4.37
	5160.000	-36.68	-13	-23.68	-44.08	12.81	5.41
	6880.000	-35.73	-13	-22.73	-41.12	11.79	6.40
	8600.000	-41.85	-13	-28.85	-46.79	11.87	6.93
	10320.000	-40.81	-13	-27.81	-44.98	11.81	7.64
	12040.000	-40.47	-13	-27.47	-45.47	13.23	8.24
V	3440.000	-31.13	-13	-18.13	-39.24	12.48	4.37
	5160.000	-34.39	-13	-21.39	-41.79	12.81	5.41
	6880.000	-36.56	-13	-23.56	-41.95	11.79	6.40
	8600.000	-42.96	-13	-29.96	-47.90	11.87	6.93
	10320.000	-39.05	-13	-26.05	-43.22	11.81	7.64
	12040.000	-40.71	-13	-27.71	-45.71	13.23	8.24

Emission Level=SG(Signal Generator) Level+Antenna Gain-Cable Loss.

BW 20M_CH 132072_QPSK_1RB49

Antenna Polarity	Frequency (MHz)	Emission Level (dBm)	Limit (dBm)	Margin (dB)	SG Level (dBm)	Antenna Gain (dBi)	Cable Loss (dB)
H	3440.000	-39.51	-13	-26.51	-47.62	12.48	4.37
	5160.000	-37.38	-13	-24.38	-44.78	12.81	5.41
	6880.000	-35.76	-13	-22.76	-41.15	11.79	6.40
	8600.000	-41.55	-13	-28.55	-46.49	11.87	6.93
	10320.000	-40.64	-13	-27.64	-44.81	11.81	7.64
	12040.000	-39.67	-13	-26.67	-44.67	13.23	8.24
V	3440.000	-38.63	-13	-25.63	-46.74	12.48	4.37
	5160.000	-37.55	-13	-24.55	-44.95	12.81	5.41
	6880.000	-35.32	-13	-22.32	-40.71	11.79	6.40
	8600.000	-40.32	-13	-27.32	-45.26	11.87	6.93
	10320.000	-41.41	-13	-28.41	-45.58	11.81	7.64
	12040.000	-40.38	-13	-27.38	-45.38	13.23	8.24

Emission Level=SG(Signal Generator) Level+Antenna Gain-Cable Loss.

BW 20M_CH 132322_16-QAM_1RB49

Antenna Polarity	Frequency (MHz)	Emission Level (dBm)	Limit (dBm)	Margin (dB)	SG Level (dBm)	Antenna Gain (dBi)	Cable Loss (dB)
H	3490.000	-33.53	-13	-20.53	-41.72	12.59	4.40
	5235.000	-36.78	-13	-23.78	-44.20	12.88	5.46
	6980.000	-39.62	-13	-26.62	-44.78	11.67	6.51
	8725.000	-41.12	-13	-28.12	-46.03	11.88	6.97
	10470.000	-42.03	-13	-29.03	-45.99	11.69	7.73
	12215.000	-41.13	-13	-28.13	-46.31	13.47	8.29
V	3490.000	-31.88	-13	-18.88	-40.07	12.59	4.40
	5235.000	-37.40	-13	-24.40	-44.82	12.88	5.46
	6980.000	-36.35	-13	-23.35	-41.51	11.67	6.51
	8725.000	-41.44	-13	-28.44	-46.35	11.88	6.97
	10470.000	-39.58	-13	-26.58	-43.54	11.69	7.73
	12215.000	-40.26	-13	-27.26	-45.44	13.47	8.29

Emission Level=SG(Signal Generator) Level+Antenna Gain-Cable Loss.

BW 20M_CH 132322_QPSK_1RB49

Antenna Polarity	Frequency (MHz)	Emission Level (dBm)	Limit (dBm)	Margin (dB)	SG Level (dBm)	Antenna Gain (dBi)	Cable Loss (dB)
H	3490.000	-34.38	-13	-21.38	-42.57	12.59	4.40
	5235.000	-36.91	-13	-23.91	-44.33	12.88	5.46
	6980.000	-38.86	-13	-25.86	-44.02	11.67	6.51
	8725.000	-41.07	-13	-28.07	-45.98	11.88	6.97
	10470.000	-40.92	-13	-27.92	-44.88	11.69	7.73
	12215.000	-41.36	-13	-28.36	-46.54	13.47	8.29
V	3490.000	-32.44	-13	-19.44	-40.63	12.59	4.40
	5235.000	-37.76	-13	-24.76	-45.18	12.88	5.46
	6980.000	-36.20	-13	-23.20	-41.36	11.67	6.51
	8725.000	-41.51	-13	-28.51	-46.42	11.88	6.97
	10470.000	-39.43	-13	-26.43	-43.39	11.69	7.73
	12215.000	-39.66	-13	-26.66	-44.84	13.47	8.29

Emission Level=SG(Signal Generator) Level+Antenna Gain-Cable Loss.

BW 20M_CH 132572_16-QAM_1RB49

Antenna Polarity	Frequency (MHz)	Emission Level (dBm)	Limit (dBm)	Margin (dB)	SG Level (dBm)	Antenna Gain (dBi)	Cable Loss (dB)
H	3540.000	-38.61	-13	-25.61	-46.79	12.61	4.43
	5310.000	-35.50	-13	-22.50	-42.94	12.95	5.51
	7080.000	-36.79	-13	-23.79	-41.82	11.58	6.55
	8850.000	-42.19	-13	-29.19	-47.06	11.88	7.01
	10620.000	-40.36	-13	-27.36	-44.21	11.63	7.78
	12390.000	-40.88	-13	-27.88	-46.25	13.71	8.34
V	3540.000	-40.42	-13	-27.42	-48.60	12.61	4.43
	5310.000	-33.66	-13	-20.66	-41.10	12.95	5.51
	7080.000	-37.69	-13	-24.69	-42.72	11.58	6.55
	8850.000	-42.05	-13	-29.05	-46.92	11.88	7.01
	10620.000	-40.46	-13	-27.46	-44.31	11.63	7.78
	12390.000	-40.25	-13	-27.25	-45.62	13.71	8.34

Emission Level=SG(Signal Generator) Level+Antenna Gain-Cable Loss.

BW 20M_CH 132572_QPSK_1RB49

Antenna Polarity	Frequency (MHz)	Emission Level (dBm)	Limit (dBm)	Margin (dB)	SG Level (dBm)	Antenna Gain (dBi)	Cable Loss (dB)
H	3540.000	-39.27	-13	-26.27	-47.45	12.61	4.43
	5310.000	-34.66	-13	-21.66	-42.10	12.95	5.51
	7080.000	-33.93	-13	-20.93	-38.96	11.58	6.55
	8850.000	-42.05	-13	-29.05	-46.92	11.88	7.01
	10620.000	-41.30	-13	-28.30	-45.15	11.63	7.78
	12390.000	-40.69	-13	-27.69	-46.06	13.71	8.34
V	3540.000	-40.12	-13	-27.12	-48.30	12.61	4.43
	5310.000	-32.24	-13	-19.24	-39.68	12.95	5.51
	7080.000	-36.37	-13	-23.37	-41.40	11.58	6.55
	8850.000	-42.42	-13	-29.42	-47.29	11.88	7.01
	10620.000	-44.04	-13	-31.04	-47.89	11.63	7.78
	12390.000	-40.11	-13	-27.11	-45.48	13.71	8.34

Emission Level=SG(Signal Generator) Level+Antenna Gain-Cable Loss.

Product	Module		
Test Item	Radiated Spurious Emissions		
Test Mode	Mode 9: LTE Band 71		
Date of Test	2019/12/19	Test Site	CB2-H
Temperature (°C)	23.0°C	Humidity (%RH)	57%RH

BW 5M_CH 133147_16-QAM_1RB12

Antenna Polarity	Frequency (MHz)	Emission Level (dBm)	Limit (dBm)	Margin (dB)	SG Level (dBm)	Antenna Gain (dBi)	Cable Loss (dB)
H	1331.000	-29.47	-13	-16.47	-34.67	7.87	2.67
	1996.500	-41.02	-13	-28.02	-48.04	10.34	3.32
	2662.000	-49.18	-13	-36.18	-56.26	10.90	3.81
	3327.500	-49.65	-13	-36.65	-57.60	12.23	4.28
	3993.000	-50.42	-13	-37.42	-58.37	12.60	4.65
	4658.500	-48.43	-13	-35.43	-55.99	12.66	5.09
V	1331.000	-27.46	-13	-14.46	-32.66	7.87	2.67
	1996.500	-30.23	-13	-17.23	-37.25	10.34	3.32
	2662.000	-41.45	-13	-28.45	-48.53	10.90	3.81
	3327.500	-49.28	-13	-36.28	-57.23	12.23	4.28
	3993.000	-50.76	-13	-37.76	-58.71	12.60	4.65
	4658.500	-47.99	-13	-34.99	-55.55	12.66	5.09

Emission Level=SG(Signal Generator) Level+Antenna Gain-Cable Loss.

BW 5M_CH 133147_QPSK_1RB12

Antenna Polarity	Frequency (MHz)	Emission Level (dBm)	Limit (dBm)	Margin (dB)	SG Level (dBm)	Antenna Gain (dBi)	Cable Loss (dB)
H	1331.000	-29.78	-13	-16.78	-34.98	7.87	2.67
	1996.500	-40.15	-13	-27.15	-47.17	10.34	3.32
	2662.000	-50.19	-13	-37.19	-57.27	10.90	3.81
	3327.500	-51.04	-13	-38.04	-58.99	12.23	4.28
	3993.000	-50.43	-13	-37.43	-58.38	12.60	4.65
	4658.500	-48.03	-13	-35.03	-55.59	12.66	5.09
V	1331.000	-27.19	-13	-14.19	-32.39	7.87	2.67
	1996.500	-30.48	-13	-17.48	-37.50	10.34	3.32
	2662.000	-41.66	-13	-28.66	-48.74	10.90	3.81
	3327.500	-48.97	-13	-35.97	-56.92	12.23	4.28
	3993.000	-50.10	-13	-37.10	-58.05	12.60	4.65
	4658.500	-47.48	-13	-34.48	-55.04	12.66	5.09

Emission Level=SG(Signal Generator) Level+Antenna Gain-Cable Loss.

BW 5M_CH 133297_16-QAM_1RB12

Antenna Polarity	Frequency (MHz)	Emission Level (dBm)	Limit (dBm)	Margin (dB)	SG Level (dBm)	Antenna Gain (dBi)	Cable Loss (dB)
H	1361.000	-34.73	-13	-21.73	-40.08	8.04	2.70
	2041.500	-39.91	-13	-26.91	-46.93	10.37	3.35
	2722.000	-51.11	-13	-38.11	-58.26	11.01	3.85
	3402.500	-51.21	-13	-38.21	-59.27	12.40	4.34
	4083.000	-50.60	-13	-37.60	-58.50	12.61	4.71
	4763.500	-47.95	-13	-34.95	-55.45	12.65	5.15
V	1361.000	-31.35	-13	-18.35	-36.70	8.04	2.70
	2041.500	-32.27	-13	-19.27	-39.29	10.37	3.35
	2722.000	-46.48	-13	-33.48	-53.63	11.01	3.85
	3402.500	-50.98	-13	-37.98	-59.04	12.40	4.34
	4083.000	-49.96	-13	-36.96	-57.86	12.61	4.71
	4763.500	-48.97	-13	-35.97	-56.47	12.65	5.15

Emission Level=SG(Signal Generator) Level+Antenna Gain-Cable Loss.

BW 5M_CH 133297_QPSK_1RB12

Antenna Polarity	Frequency (MHz)	Emission Level (dBm)	Limit (dBm)	Margin (dB)	SG Level (dBm)	Antenna Gain (dBi)	Cable Loss (dB)
H	1361.000	-35.43	-13	-22.43	-40.78	8.04	2.70
	2041.500	-40.75	-13	-27.75	-47.77	10.37	3.35
	2722.000	-51.41	-13	-38.41	-58.56	11.01	3.85
	3402.500	-51.32	-13	-38.32	-59.38	12.40	4.34
	4083.000	-49.43	-13	-36.43	-57.33	12.61	4.71
	4763.500	-48.35	-13	-35.35	-55.85	12.65	5.15
V	1361.000	-31.82	-13	-18.82	-37.17	8.04	2.70
	2041.500	-31.20	-13	-18.20	-38.22	10.37	3.35
	2722.000	-45.53	-13	-32.53	-52.68	11.01	3.85
	3402.500	-50.50	-13	-37.50	-58.56	12.40	4.34
	4083.000	-49.52	-13	-36.52	-57.42	12.61	4.71
	4763.500	-47.34	-13	-34.34	-54.84	12.65	5.15

Emission Level=SG(Signal Generator) Level+Antenna Gain-Cable Loss.

BW 5M_CH 133447_16-QAM_1RB12

Antenna Polarity	Frequency (MHz)	Emission Level (dBm)	Limit (dBm)	Margin (dB)	SG Level (dBm)	Antenna Gain (dBi)	Cable Loss (dB)
H	1391.000	-35.32	-13	-22.32	-40.81	8.21	2.73
	2086.500	-35.47	-13	-22.47	-42.47	10.39	3.39
	2782.000	-50.40	-13	-37.40	-57.62	11.12	3.89
	3477.500	-51.41	-13	-38.41	-59.58	12.56	4.39
	4173.000	-50.08	-13	-37.08	-57.93	12.62	4.78
	4868.500	-47.28		-34.28	-54.72	12.65	5.22
V	1391.000	-31.27	-13	-18.27	-36.76	8.21	2.73
	2086.500	-32.96	-13	-19.96	-39.96	10.39	3.39
	2782.000	-46.22	-13	-33.22	-53.44	11.12	3.89
	3477.500	-50.73	-13	-37.73	-58.90	12.56	4.39
	4173.000	-50.27	-13	-37.27	-58.12	12.62	4.78
	4868.500	-49.38	-13	-36.38	-56.82	12.65	5.22

Emission Level=SG(Signal Generator) Level+Antenna Gain-Cable Loss.

BW 5M_CH 133447_QPSK_1RB12

Antenna Polarity	Frequency (MHz)	Emission Level (dBm)	Limit (dBm)	Margin (dB)	SG Level (dBm)	Antenna Gain (dBi)	Cable Loss (dB)
H	1391.000	-35.13	-13	-22.13	-40.62	8.21	2.73
	2086.500	-35.36	-13	-22.36	-42.36	10.39	3.39
	2782.000	-50.51	-13	-37.51	-57.73	11.12	3.89
	3477.500	-51.11	-13	-38.11	-59.28	12.56	4.39
	4173.000	-50.10	-13	-37.10	-57.95	12.62	4.78
	4868.500	-47.10	-13	-34.10	-54.54	12.65	5.22
V	1391.000	-31.30	-13	-18.30	-36.79	8.21	2.73
	2086.500	-32.85	-13	-19.85	-39.85	10.39	3.39
	2782.000	-46.19	-13	-33.19	-53.41	11.12	3.89
	3477.500	-50.68	-13	-37.68	-58.85	12.56	4.39
	4173.000	-50.06	-13	-37.06	-57.91	12.62	4.78
	4868.500	-49.17	-13	-36.17	-56.61	12.65	5.22

Emission Level=SG(Signal Generator) Level+Antenna Gain-Cable Loss.

BW 10M_CH 133172_16-QAM_1RB24

Antenna Polarity	Frequency (MHz)	Emission Level (dBm)	Limit (dBm)	Margin (dB)	SG Level (dBm)	Antenna Gain (dBi)	Cable Loss (dB)
H	1336.000	-29.53	-13	-16.53	-34.76	7.90	2.67
	2004.000	-41.30	-13	-28.30	-48.33	10.35	3.33
	2672.000	-49.50	-13	-36.50	-56.60	10.92	3.82
	3340.000	-50.05	-13	-37.05	-58.02	12.26	4.29
	4008.000	-48.75	-13	-35.75	-56.69	12.60	4.66
	4676.000	-48.58	-13	-35.58	-56.13	12.66	5.10
V	1336.000	-27.82	-13	-14.82	-33.05	7.90	2.67
	2004.000	-30.50	-13	-17.50	-37.53	10.35	3.33
	2672.000	-41.12	-13	-28.12	-48.22	10.92	3.82
	3340.000	-49.95	-13	-36.95	-57.92	12.26	4.29
	4008.000	-51.19	-13	-38.19	-59.13	12.60	4.66
	4676.000	-49.02	-13	-36.02	-56.57	12.66	5.10

Emission Level=SG(Signal Generator) Level+Antenna Gain-Cable Loss.

BW 10M_CH 133172_QPSK_1RB24

Antenna Polarity	Frequency (MHz)	Emission Level (dBm)	Limit (dBm)	Margin (dB)	SG Level (dBm)	Antenna Gain (dBi)	Cable Loss (dB)
H	1336.000	-29.80	-13	-16.80	-35.03	7.90	2.67
	2004.000	-39.72	-13	-26.72	-46.75	10.35	3.33
	2672.000	-50.53	-13	-37.53	-57.63	10.92	3.82
	3340.000	-50.59	-13	-37.59	-58.56	12.26	4.29
	4008.000	-50.70	-13	-37.70	-58.64	12.60	4.66
	4676.000	-48.85	-13	-35.85	-56.40	12.66	5.10
V	1336.000	-28.50	-13	-15.50	-33.73	7.90	2.67
	2004.000	-30.42	-13	-17.42	-37.45	10.35	3.33
	2672.000	-41.11	-13	-28.11	-48.21	10.92	3.82
	3340.000	-48.60	-13	-35.60	-56.57	12.26	4.29
	4008.000	-49.85	-13	-36.85	-57.79	12.60	4.66
	4676.000	-48.04	-13	-35.04	-55.59	12.66	5.10

Emission Level=SG(Signal Generator) Level+Antenna Gain-Cable Loss.

BW 10M_CH 133297_16-QAM_1RB24

Antenna Polarity	Frequency (MHz)	Emission Level (dBm)	Limit (dBm)	Margin (dB)	SG Level (dBm)	Antenna Gain (dBi)	Cable Loss (dB)
H	1361.000	-34.68	-13	-21.68	-40.03	8.04	2.70
	2041.500	-40.04	-13	-27.04	-47.06	10.37	3.35
	2722.000	-51.35	-13	-38.35	-58.50	11.01	3.85
	3402.500	-51.39	-13	-38.39	-59.45	12.40	4.34
	4083.000	-50.48	-13	-37.48	-58.38	12.61	4.71
	4763.500	-47.03	-13	-34.03	-54.53	12.65	5.15
V	1361.000	-31.61	-13	-18.61	-36.96	8.04	2.70
	2041.500	-32.30	-13	-19.30	-39.32	10.37	3.35
	2722.000	-46.50	-13	-33.50	-53.65	11.01	3.85
	3402.500	-51.02	-13	-38.02	-59.08	12.40	4.34
	4083.000	-50.24	-13	-37.24	-58.14	12.61	4.71
	4763.500	-49.15	-13	-36.15	-56.65	12.65	5.15

Emission Level=SG(Signal Generator) Level+Antenna Gain-Cable Loss.

BW 10M_CH 133297_QPSK_1RB24

Antenna Polarity	Frequency (MHz)	Emission Level (dBm)	Limit (dBm)	Margin (dB)	SG Level (dBm)	Antenna Gain (dBi)	Cable Loss (dB)
H	1361.000	-35.50	-13	-22.50	-40.85	8.04	2.70
	2041.500	-40.72	-13	-27.72	-47.74	10.37	3.35
	2722.000	-52.21	-13	-39.21	-59.36	11.01	3.85
	3402.500	-51.08	-13	-38.08	-59.14	12.40	4.34
	4083.000	-49.77	-13	-36.77	-57.67	12.61	4.71
	4763.500	-48.42	-13	-35.42	-55.92	12.65	5.15
V	1361.000	-31.17	-13	-18.17	-36.52	8.04	2.70
	2041.500	-31.18	-13	-18.18	-38.20	10.37	3.35
	2722.000	-43.89	-13	-30.89	-51.04	11.01	3.85
	3402.500	-45.24	-13	-32.24	-53.30	12.40	4.34
	4083.000	-49.82	-13	-36.82	-57.72	12.61	4.71
	4763.500	-48.27	-13	-35.27	-55.77	12.65	5.15

Emission Level=SG(Signal Generator) Level+Antenna Gain-Cable Loss.

BW 10M_CH 133421_16-QAM_1RB24

Antenna Polarity	Frequency (MHz)	Emission Level (dBm)	Limit (dBm)	Margin (dB)	SG Level (dBm)	Antenna Gain (dBi)	Cable Loss (dB)
H	1386.000	-35.49	-13	-22.49	-40.95	8.19	2.72
	2079.000	-35.44	-13	-22.44	-42.45	10.39	3.38
	2772.000	-50.26	-13	-37.26	-57.47	11.10	3.89
	3465.000	-51.75	-13	-38.75	-59.90	12.53	4.38
	4158.000	-49.86	-13	-36.86	-57.71	12.62	4.77
	4851.000	-47.91	-13	-34.91	-55.36	12.65	5.21
V	1386.000	-31.65	-13	-18.65	-37.11	8.19	2.72
	2079.000	-33.03	-13	-20.03	-40.04	10.39	3.38
	2772.000	-46.35	-13	-33.35	-53.56	11.10	3.89
	3465.000	-51.12	-13	-38.12	-59.27	12.53	4.38
	4158.000	-50.67	-13	-37.67	-58.52	12.62	4.77
	4851.000	-50.39	-13	-37.39	-57.84	12.65	5.21

Emission Level=SG(Signal Generator) Level+Antenna Gain-Cable Loss.

BW 10M_CH 133421_QPSK_1RB24

Antenna Polarity	Frequency (MHz)	Emission Level (dBm)	Limit (dBm)	Margin (dB)	SG Level (dBm)	Antenna Gain (dBi)	Cable Loss (dB)
H	1386.000	-35.24	-13	-22.24	-40.70	8.19	2.72
	2079.000	-35.72	-13	-22.72	-42.73	10.39	3.38
	2772.000	-50.49	-13	-37.49	-57.70	11.10	3.89
	3465.000	-51.25	-13	-38.25	-59.40	12.53	4.38
	4158.000	-49.89	-13	-36.89	-57.74	12.62	4.77
	4851.000	-46.68	-13	-33.68	-54.13	12.65	5.21
V	1386.000	-31.25	-13	-18.25	-36.71	8.19	2.72
	2079.000	-32.69	-13	-19.69	-39.70	10.39	3.38
	2772.000	-46.32	-13	-33.32	-53.53	11.10	3.89
	3465.000	-46.58	-13	-33.58	-54.73	12.53	4.38
	4158.000	-50.21	-13	-37.21	-58.06	12.62	4.77
	4851.000	-49.17	-13	-36.17	-56.62	12.65	5.21

Emission Level=SG(Signal Generator) Level+Antenna Gain-Cable Loss.

BW 15M_CH 133197_16-QAM_1RB37

Antenna Polarity	Frequency (MHz)	Emission Level (dBm)	Limit (dBm)	Margin (dB)	SG Level (dBm)	Antenna Gain (dBi)	Cable Loss (dB)
H	1341.000	-29.54	-13	-16.54	-34.79	7.93	2.68
	2011.500	-41.25	-13	-28.25	-48.27	10.36	3.33
	2682.000	-49.07	-13	-36.07	-56.18	10.93	3.83
	3352.500	-49.95	-13	-36.95	-57.94	12.29	4.30
	4023.000	-47.58	-13	-34.58	-55.51	12.60	4.67
	4693.500	-48.61	-13	-35.61	-56.15	12.66	5.11
V	1341.000	-27.27	-13	-14.27	-32.52	7.93	2.68
	2011.500	-29.98	-13	-16.98	-37.00	10.36	3.33
	2682.000	-41.03	-13	-28.03	-48.14	10.93	3.83
	3352.500	-50.09	-13	-37.09	-58.08	12.29	4.30
	4023.000	-51.32	-13	-38.32	-59.25	12.60	4.67
	4693.500	-48.83	-13	-35.83	-56.37	12.66	5.11

Emission Level=SG(Signal Generator) Level+Antenna Gain-Cable Loss.

BW 15M_CH 133197_QPSK_1RB37

Antenna Polarity	Frequency (MHz)	Emission Level (dBm)	Limit (dBm)	Margin (dB)	SG Level (dBm)	Antenna Gain (dBi)	Cable Loss (dB)
H	1341.000	-29.70	-13	-16.70	-34.95	7.93	2.68
	2011.500	-39.69	-13	-26.69	-46.71	10.36	3.33
	2682.000	-50.49	-13	-37.49	-57.60	10.93	3.83
	3352.500	-50.68	-13	-37.68	-58.67	12.29	4.30
	4023.000	-48.91	-13	-35.91	-56.84	12.60	4.67
	4693.500	-49.86	-13	-36.86	-57.40	12.66	5.11
V	1341.000	-28.46	-13	-15.46	-33.71	7.93	2.68
	2011.500	-30.20	-13	-17.20	-37.22	10.36	3.33
	2682.000	-41.04	-13	-28.04	-48.15	10.93	3.83
	3352.500	-48.14	-13	-35.14	-56.13	12.29	4.30
	4023.000	-49.80	-13	-36.80	-57.73	12.60	4.67
	4693.500	-48.12	-13	-35.12	-55.66	12.66	5.11

Emission Level=SG(Signal Generator) Level+Antenna Gain-Cable Loss.

BW 15M_CH 133297_16-QAM_1RB37

Antenna Polarity	Frequency (MHz)	Emission Level (dBm)	Limit (dBm)	Margin (dB)	SG Level (dBm)	Antenna Gain (dBi)	Cable Loss (dB)
H	1361.000	-34.78	-13	-21.78	-40.13	8.04	2.70
	2041.500	-40.50	-13	-27.50	-47.52	10.37	3.35
	2722.000	-51.67	-13	-38.67	-58.82	11.01	3.85
	3402.500	-51.42	-13	-38.42	-59.48	12.40	4.34
	4083.000	-50.19	-13	-37.19	-58.09	12.61	4.71
	4763.500	-47.23	-13	-34.23	-54.73	12.65	5.15
V	1361.000	-31.59	-13	-18.59	-36.94	8.04	2.70
	2041.500	-32.29	-13	-19.29	-39.31	10.37	3.35
	2722.000	-46.42	-13	-33.42	-53.57	11.01	3.85
	3402.500	-50.92	-13	-37.92	-58.98	12.40	4.34
	4083.000	-50.69	-13	-37.69	-58.59	12.61	4.71
	4763.500	-48.71	-13	-35.71	-56.21	12.65	5.15

Emission Level=SG(Signal Generator) Level+Antenna Gain-Cable Loss.

BW 15M_CH 133297_QPSK_1RB37

Antenna Polarity	Frequency (MHz)	Emission Level (dBm)	Limit (dBm)	Margin (dB)	SG Level (dBm)	Antenna Gain (dBi)	Cable Loss (dB)
H	1361.000	-35.44	-13	-22.44	-40.79	8.04	2.70
	2041.500	-40.68	-13	-27.68	-47.70	10.37	3.35
	2722.000	-52.37	-13	-39.37	-59.52	11.01	3.85
	3402.500	-51.52	-13	-38.52	-59.58	12.40	4.34
	4083.000	-49.71	-13	-36.71	-57.61	12.61	4.71
	4763.500	-48.52	-13	-35.52	-56.02	12.65	5.15
V	1361.000	-31.27	-13	-18.27	-36.62	8.04	2.70
	2041.500	-31.38	-13	-18.38	-38.40	10.37	3.35
	2722.000	-44.06	-13	-31.06	-51.21	11.01	3.85
	3402.500	-45.34	-13	-32.34	-53.40	12.40	4.34
	4083.000	-49.87	-13	-36.87	-57.77	12.61	4.71
	4763.500	-48.33	-13	-35.33	-55.83	12.65	5.15

Emission Level=SG(Signal Generator) Level+Antenna Gain-Cable Loss.

BW 15M_CH 133397_16-QAM_1RB37

Antenna Polarity	Frequency (MHz)	Emission Level (dBm)	Limit (dBm)	Margin (dB)	SG Level (dBm)	Antenna Gain (dBi)	Cable Loss (dB)
H	1381.000	-35.58	-13	-22.58	-41.02	8.16	2.72
	2071.500	-35.32	-13	-22.32	-42.33	10.39	3.38
	2762.000	-50.24	-13	-37.24	-57.44	11.08	3.88
	3452.500	-51.65	-13	-38.65	-59.78	12.51	4.38
	4143.000	-50.37	-13	-37.37	-58.23	12.62	4.75
	4833.500	-47.82	-13	-34.82	-55.28	12.65	5.20
V	1381.000	-31.70	-13	-18.70	-37.14	8.16	2.72
	2071.500	-33.36	-13	-20.36	-40.37	10.39	3.38
	2762.000	-46.65	-13	-33.65	-53.85	11.08	3.88
	3452.500	-51.24	-13	-38.24	-59.37	12.51	4.38
	4143.000	-50.37	-13	-37.37	-58.23	12.62	4.75
	4833.500	-50.23	-13	-37.23	-57.69	12.65	5.20

Emission Level=SG(Signal Generator) Level+Antenna Gain-Cable Loss.

BW 15M_CH 133397_QPSK_1RB37

Antenna Polarity	Frequency (MHz)	Emission Level (dBm)	Limit (dBm)	Margin (dB)	SG Level (dBm)	Antenna Gain (dBi)	Cable Loss (dB)
H	1381.000	-36.06	-13	-23.06	-41.50	8.16	2.72
	2071.500	-35.68	-13	-22.68	-42.69	10.39	3.38
	2762.000	-50.32	-13	-37.32	-57.52	11.08	3.88
	3452.500	-49.82	-13	-36.82	-57.95	12.51	4.38
	4143.000	-50.27	-13	-37.27	-58.13	12.62	4.75
	4833.500	-46.79	-13	-33.79	-54.25	12.65	5.20
V	1381.000	-31.50	-13	-18.50	-36.94	8.16	2.72
	2071.500	-32.96	-13	-19.96	-39.97	10.39	3.38
	2762.000	-46.19	-13	-33.19	-53.39	11.08	3.88
	3452.500	-46.80	-13	-33.80	-54.93	12.51	4.38
	4143.000	-51.11	-13	-38.11	-58.97	12.62	4.75
	4833.500	-49.25	-13	-36.25	-56.71	12.65	5.20

Emission Level=SG(Signal Generator) Level+Antenna Gain-Cable Loss.

BW 20M_CH 133222_16-QAM_1RB49

Antenna Polarity	Frequency (MHz)	Emission Level (dBm)	Limit (dBm)	Margin (dB)	SG Level (dBm)	Antenna Gain (dBi)	Cable Loss (dB)
H	1346.000	-29.42	-13	-16.42	-34.69	7.96	2.68
	2019.000	-42.24	-13	-29.24	-49.26	10.36	3.34
	2692.000	-50.28	-13	-37.28	-57.40	10.95	3.83
	3365.000	-50.39	-13	-37.39	-58.39	12.32	4.31
	4038.000	-47.70	-13	-34.70	-55.62	12.60	4.68
	4711.000	-48.51	-13	-35.51	-56.04	12.66	5.12
V	1346.000	-27.37	-13	-14.37	-32.64	7.96	2.68
	2019.000	-30.08	-13	-17.08	-37.10	10.36	3.34
	2692.000	-41.49	-13	-28.49	-48.61	10.95	3.83
	3365.000	-50.22	-13	-37.22	-58.22	12.32	4.31
	4038.000	-51.67	-13	-38.67	-59.59	12.60	4.68
	4711.000	-48.70	-13	-35.70	-56.23	12.66	5.12

Emission Level=SG(Signal Generator) Level+Antenna Gain-Cable Loss.

BW 20M_CH 133222_QPSK_1RB49

Antenna Polarity	Frequency (MHz)	Emission Level (dBm)	Limit (dBm)	Margin (dB)	SG Level (dBm)	Antenna Gain (dBi)	Cable Loss (dB)
H	1346.000	-29.58	-13	-16.58	-34.85	7.96	2.68
	2019.000	-39.75	-13	-26.75	-46.77	10.36	3.34
	2692.000	-50.04	-13	-37.04	-57.16	10.95	3.83
	3365.000	-50.16	-13	-37.16	-58.16	12.32	4.31
	4038.000	-48.76	-13	-35.76	-56.68	12.60	4.68
	4711.000	-50.03	-13	-37.03	-57.56	12.66	5.12
V	1346.000	-28.86	-13	-15.86	-34.13	7.96	2.68
	2019.000	-30.12	-13	-17.12	-37.14	10.36	3.34
	2692.000	-41.50	-13	-28.50	-48.62	10.95	3.83
	3365.000	-48.32	-13	-35.32	-56.32	12.32	4.31
	4038.000	-50.69	-13	-37.69	-58.61	12.60	4.68
	4711.000	-49.70	-13	-36.70	-57.23	12.66	5.12

Emission Level=SG(Signal Generator) Level+Antenna Gain-Cable Loss.

BW 20M_CH 133297_16-QAM_1RB49

Antenna Polarity	Frequency (MHz)	Emission Level (dBm)	Limit (dBm)	Margin (dB)	SG Level (dBm)	Antenna Gain (dBi)	Cable Loss (dB)
H	1361.000	-34.90	-13	-21.90	-40.25	8.04	2.70
	2041.500	-40.34	-13	-27.34	-47.36	10.37	3.35
	2722.000	-51.52	-13	-38.52	-58.67	11.01	3.85
	3402.500	-51.01	-13	-38.01	-59.07	12.40	4.34
	4083.000	-50.37	-13	-37.37	-58.27	12.61	4.71
	4763.500	-47.40	-13	-34.40	-54.90	12.65	5.15
V	1361.000	-31.68	-13	-18.68	-37.03	8.04	2.70
	2041.500	-32.17	-13	-19.17	-39.19	10.37	3.35
	2722.000	-46.50	-13	-33.50	-53.65	11.01	3.85
	3402.500	-51.11	-13	-38.11	-59.17	12.40	4.34
	4083.000	-50.75	-13	-37.75	-58.65	12.61	4.71
	4763.500	-48.89	-13	-35.89	-56.39	12.65	5.15

Emission Level=SG(Signal Generator) Level+Antenna Gain-Cable Loss.

BW 20M_CH 133297_QPSK_1RB49

Antenna Polarity	Frequency (MHz)	Emission Level (dBm)	Limit (dBm)	Margin (dB)	SG Level (dBm)	Antenna Gain (dBi)	Cable Loss (dB)
H	1361.000	-35.34	-13	-22.34	-40.69	8.04	2.70
	2041.500	-40.35	-13	-27.35	-47.37	10.37	3.35
	2722.000	-52.28	-13	-39.28	-59.43	11.01	3.85
	3402.500	-51.49	-13	-38.49	-59.55	12.40	4.34
	4083.000	-49.64	-13	-36.64	-57.54	12.61	4.71
	4763.500	-48.61	-13	-35.61	-56.11	12.65	5.15
V	1361.000	-31.43	-13	-18.43	-36.78	8.04	2.70
	2041.500	-31.59	-13	-18.59	-38.61	10.37	3.35
	2722.000	-44.36	-13	-31.36	-51.51	11.01	3.85
	3402.500	-45.50	-13	-32.50	-53.56	12.40	4.34
	4083.000	-49.91	-13	-36.91	-57.81	12.61	4.71
	4763.500	-48.42	-13	-35.42	-55.92	12.65	5.15

Emission Level=SG(Signal Generator) Level+Antenna Gain-Cable Loss.

BW 20M_CH 133371_16-QAM_1RB49

Antenna Polarity	Frequency (MHz)	Emission Level (dBm)	Limit (dBm)	Margin (dB)	SG Level (dBm)	Antenna Gain (dBi)	Cable Loss (dB)
H	1376.000	-31.46	-13	-18.46	-36.88	8.13	2.71
	2064.000	-33.13	-13	-20.13	-40.14	10.38	3.37
	2752.000	-46.30	-13	-33.30	-53.49	11.06	3.87
	3440.000	-45.58	-13	-32.58	-53.69	12.48	4.37
	4128.000	-51.37	-13	-38.37	-59.24	12.62	4.74
	4816.000	-49.45	-13	-36.45	-56.92	12.65	5.18
	1376.000	-35.67	-13	-22.67	-41.09	8.13	2.71
	2064.000	-35.17	-13	-22.17	-42.18	10.38	3.37
	2752.000	-50.37	-13	-37.37	-57.56	11.06	3.87
	3440.000	-51.51	-13	-38.51	-59.62	12.48	4.37
	4128.000	-49.76	-13	-36.76	-57.63	12.62	4.74
	4816.000	-48.08	-13	-35.08	-55.55	12.65	5.18

Emission Level=SG(Signal Generator) Level+Antenna Gain-Cable Loss.

BW 20M_CH 133371_QPSK_1RB49

Antenna Polarity	Frequency (MHz)	Emission Level (dBm)	Limit (dBm)	Margin (dB)	SG Level (dBm)	Antenna Gain (dBi)	Cable Loss (dB)
H	1376.000	-36.11	-13	-23.11	-41.53	8.13	2.71
	2064.000	-35.84	-13	-22.84	-42.85	10.38	3.37
	2752.000	-50.50	-13	-37.50	-57.69	11.06	3.87
	3440.000	-49.47	-13	-36.47	-57.58	12.48	4.37
	4128.000	-50.48	-13	-37.48	-58.35	12.62	4.74
	4816.000	-46.81	-13	-33.81	-54.28	12.65	5.18
V	1376.000	-36.42	-13	-23.42	-41.84	8.13	2.71
	2064.000	-35.37	-13	-22.37	-42.38	10.38	3.37
	2752.000	-50.66	-13	-37.66	-57.85	11.06	3.87
	3440.000	-49.74	-13	-36.74	-57.85	12.48	4.37
	4128.000	-50.33	-13	-37.33	-58.20	12.62	4.74
	4816.000	-46.80	-13	-33.80	-54.27	12.65	5.18

Emission Level=SG(Signal Generator) Level+Antenna Gain-Cable Loss.

7. Spurious Emissions at Antenna Terminals

7.1. Test Setup

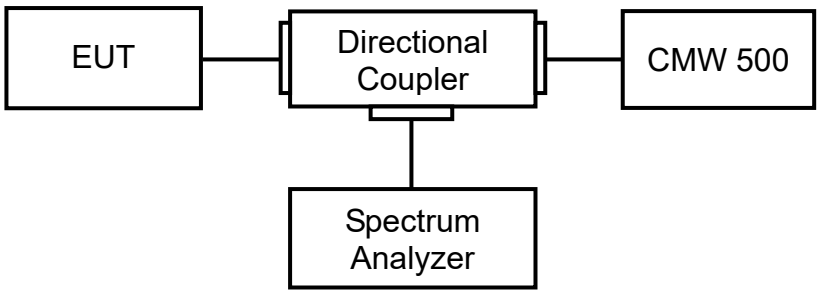

7.2. Test Procedure

a) Place the EUT on a bench and set it in transmitting mode.
b) Connect a low loss RF cable from the antenna port to a spectrum analyzer and CMW500 by a Directional Couple.
c) EUT Communicate with CMW500, then select a channel for testing.
d) Add a correction factor to the display of spectrum, and then test.
e) The resolution bandwidth of the spectrum analyzer was set at 1 MHz, sufficient scans were taken to show the out of band Emission if any up to 10th harmonic.

7.3. Test Method

KDB 971168 D01 Power Meas License Digital Systems v03 sub-clause 6.1
ANSI C63.26: 2015 Sub-clause 5.7

7.4. Test Result

Product	Module		
Test Item	Spurious Emissions at Antenna Terminals		
Test Mode	Mode 1: LTE Band 2		
Date of Test	2019/12/14	Test Site	SR12-H
Test Temperature	22℃	Test Humidity	54%

LTE_B2_CH18607_1.4M_QPSK_1RB0

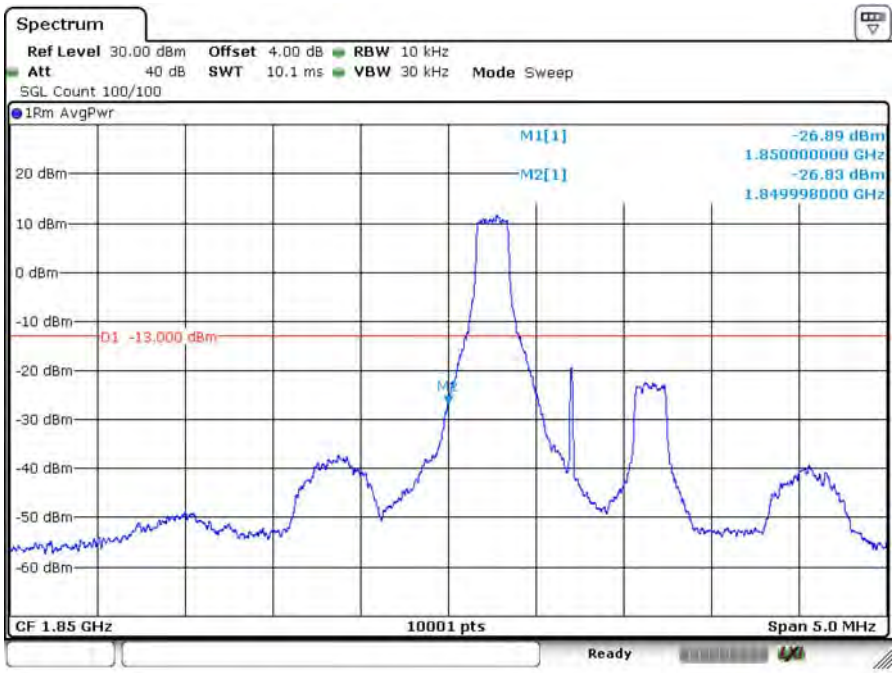

Date: 14.DEC.2019 16:10:33

LTE_B2_CH18607_1.4M_QPSK_6RB0

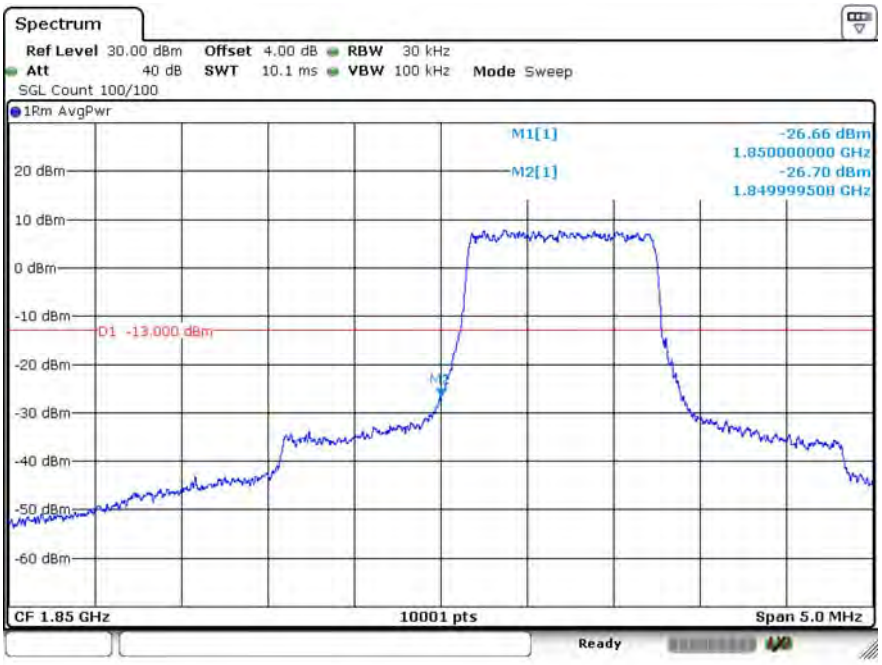

Date: 14.DEC.2019 16:11:57

LTE_B2_CH18607_1.4M_16-QAM_1RB0

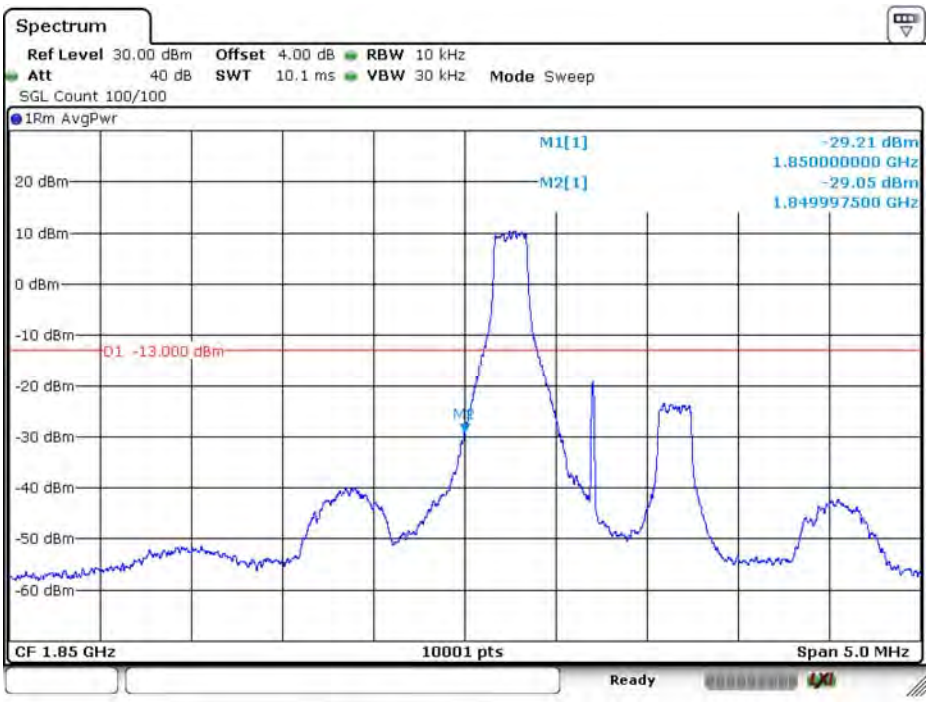

Date: 14.DEC.2019 16:11:17

LTE_B2_CH18607_1.4M_16-QAM_6RB0

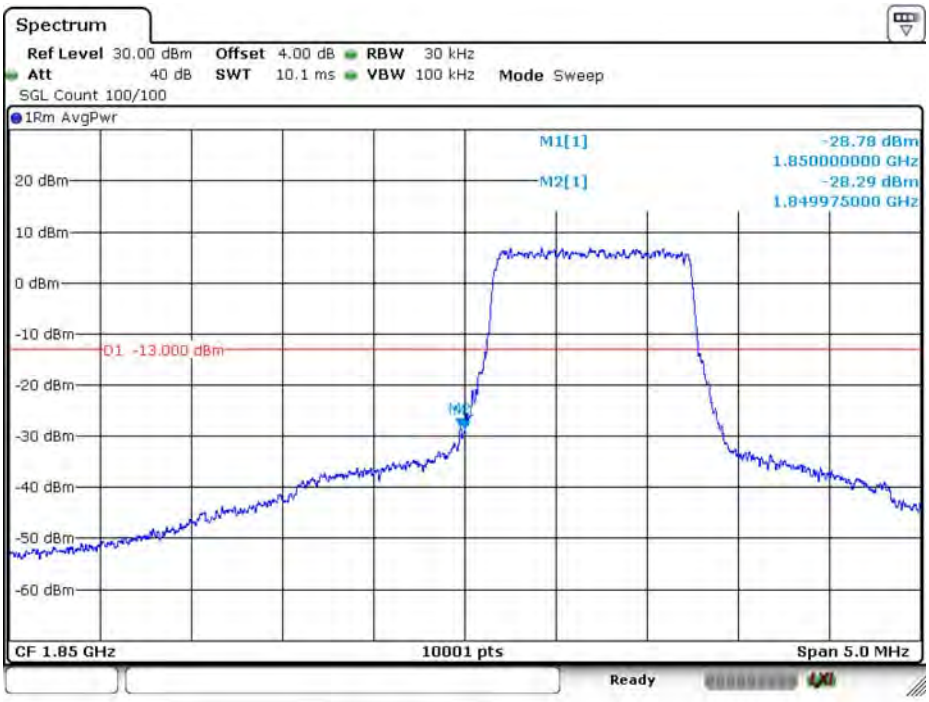

Date: 14.DEC.2019 16:11:41

LTE_B2_CH19193_1.4M_QPSK_1RB5

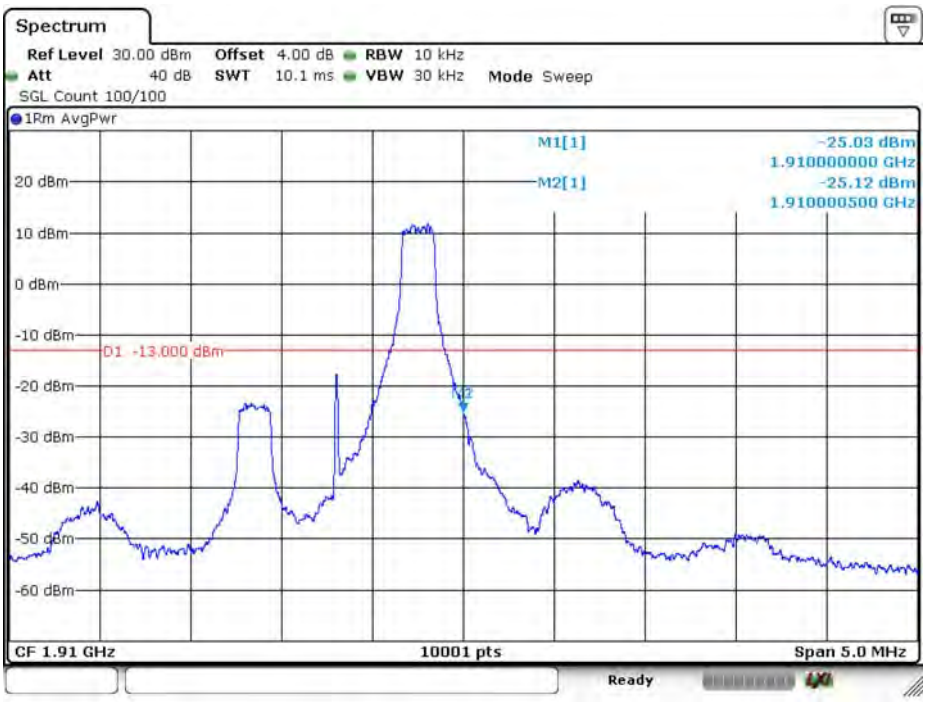

Date: 14.DEC.2019 16:13:17

LTE_B2_CH19193_1.4M_QPSK_6RB0

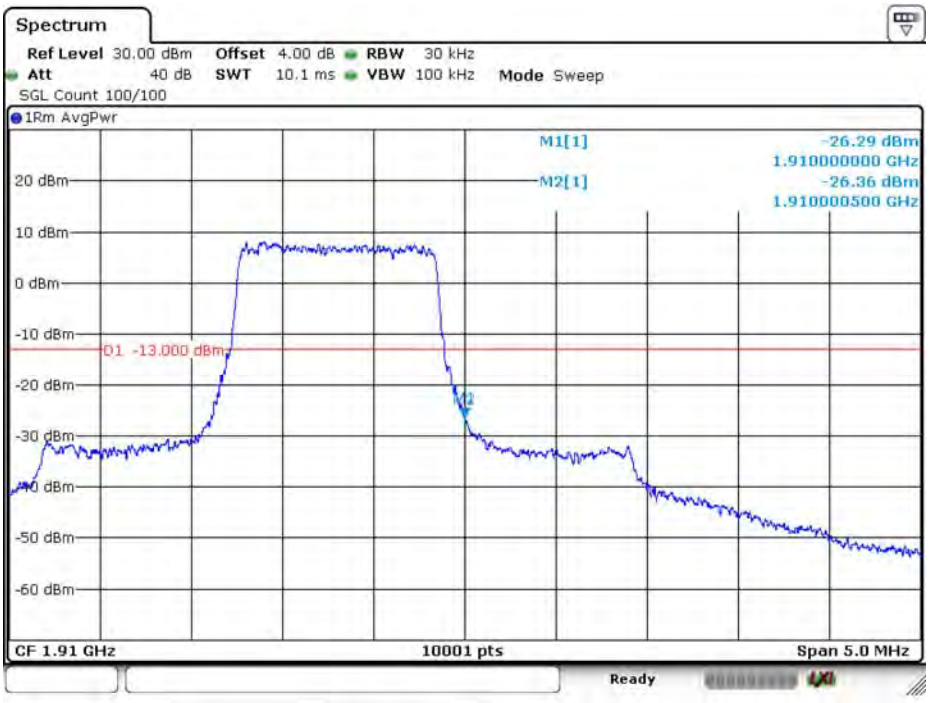

Date: 14.DEC.2019 16:12:30

LTE_B2_CH19193_1.4M_16-QAM_1RB5

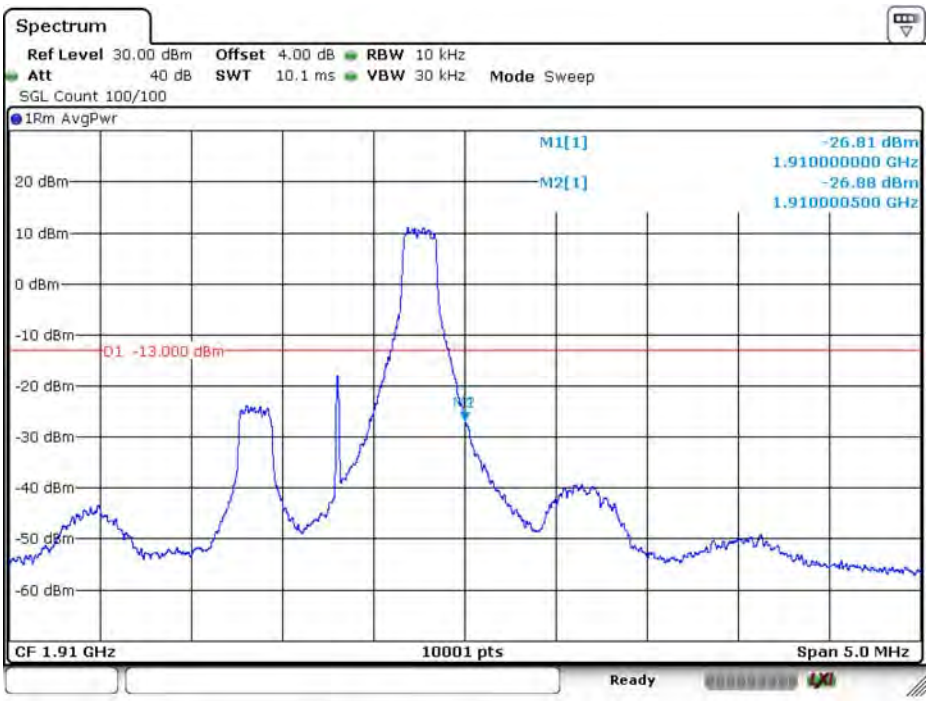

Date: 14.DEC.2019 16:13:02

LTE_B2_CH19193_1.4M_16-QAM_6RB0

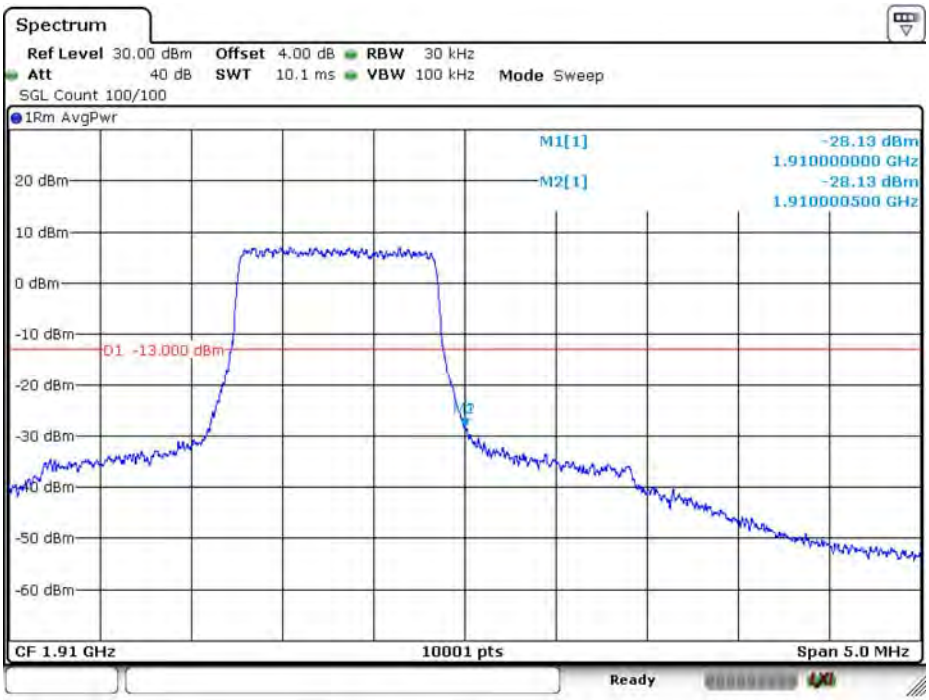

Date: 14.DEC.2019 16:12:43

LTE_B2_CH18615_3M_QPSK_1RB0

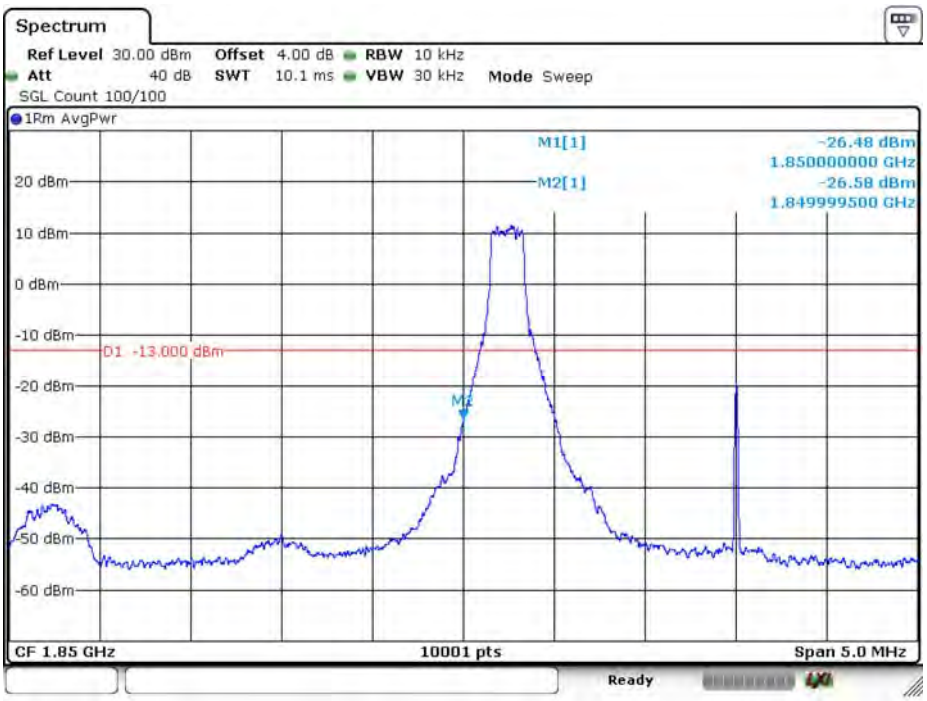

Date: 14.DEC.2019 16:20:59

LTE_B2_CH18615_3M_QPSK_15RB0

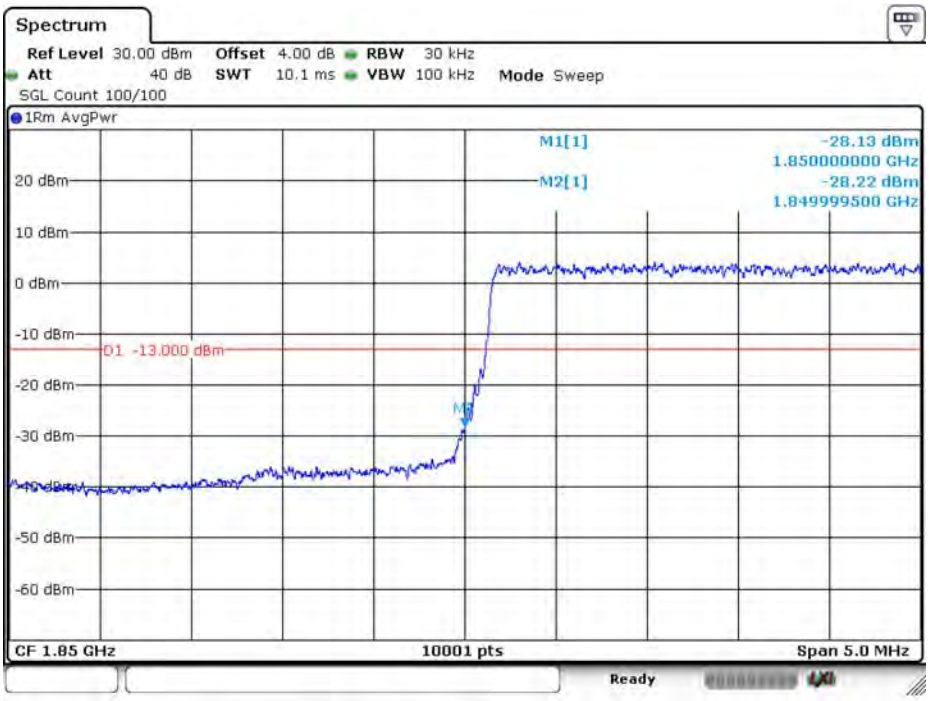

Date: 14.DEC.2019 16:18:25

LTE_B2_CH18615_3M_16-QAM_1RB0

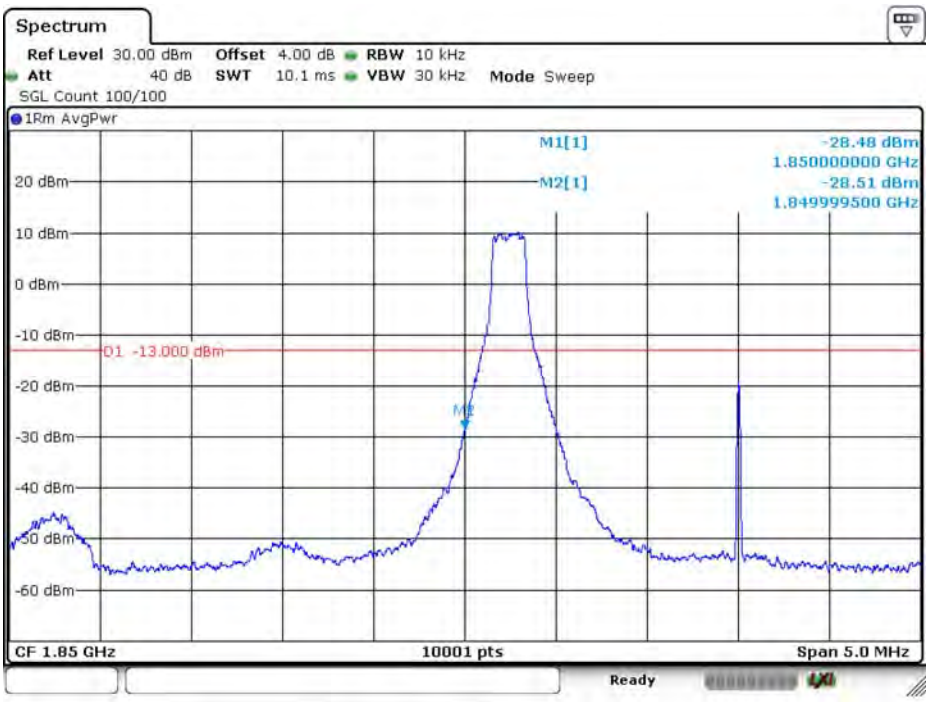

Date: 14.DEC.2019 16:20:42

LTE_B2_CH18615_3M_16-QAM_15RB0

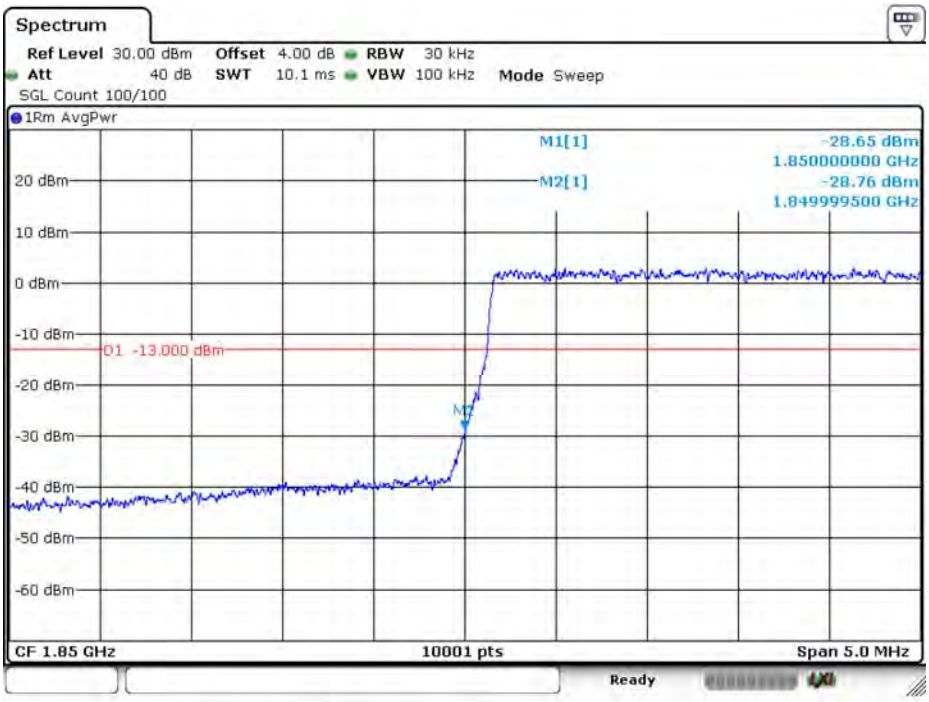

Date: 14.DEC.2019 16:18:41

LTE_B2_CH19185_3M_QPSK_1RB14

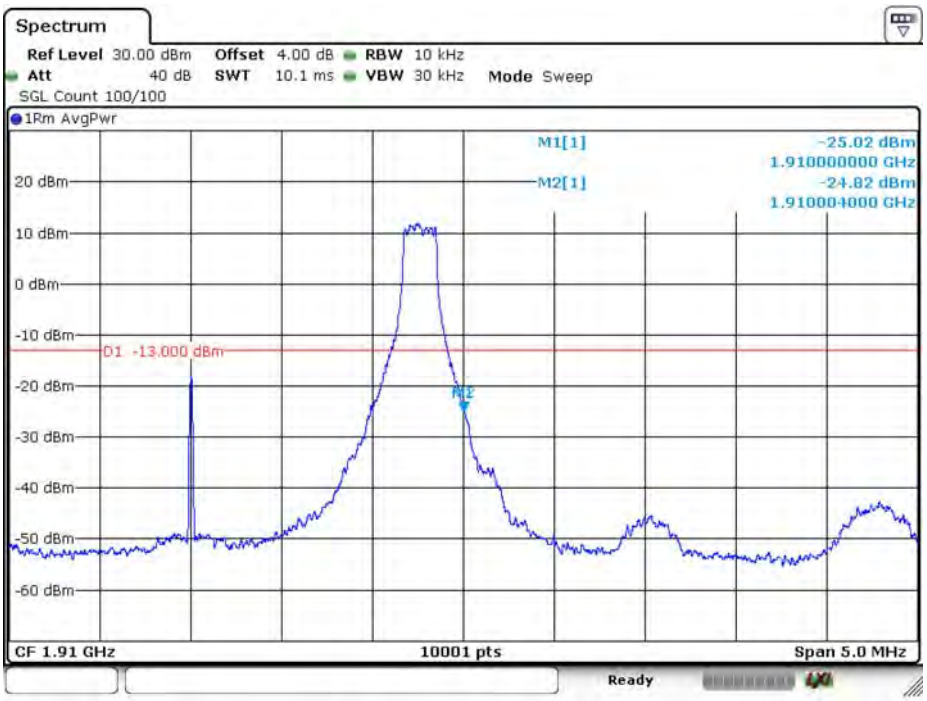

Date: 14.DEC.2019 16:16:27

LTE_B2_CH19185_3M_QPSK_15RB0

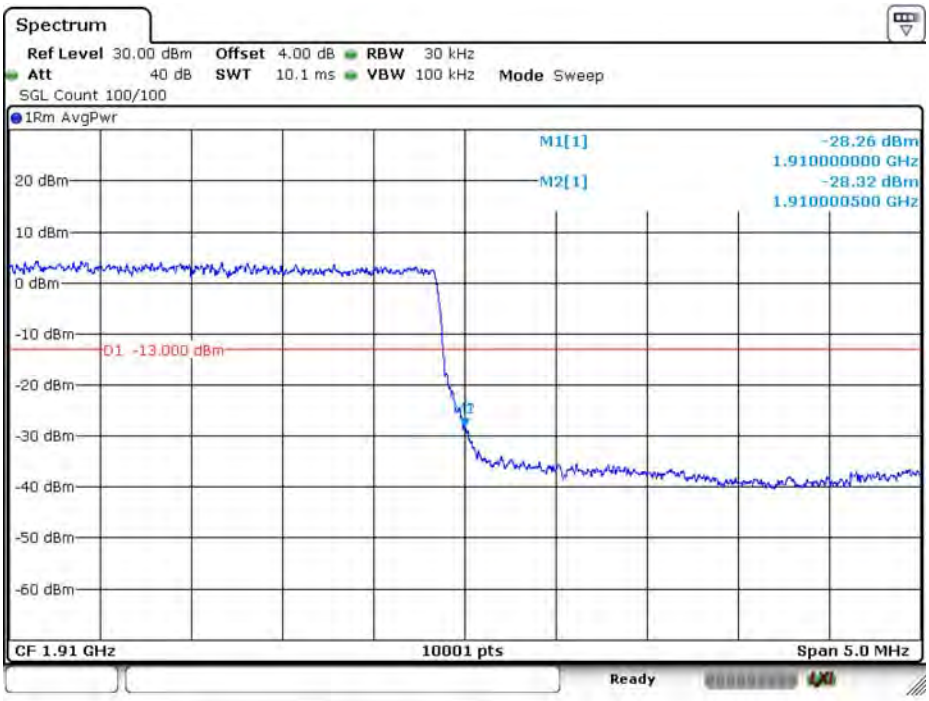

Date: 14.DEC.2019 16:17:37

LTE_B2_CH19185_3M_16-QAM_1RB14

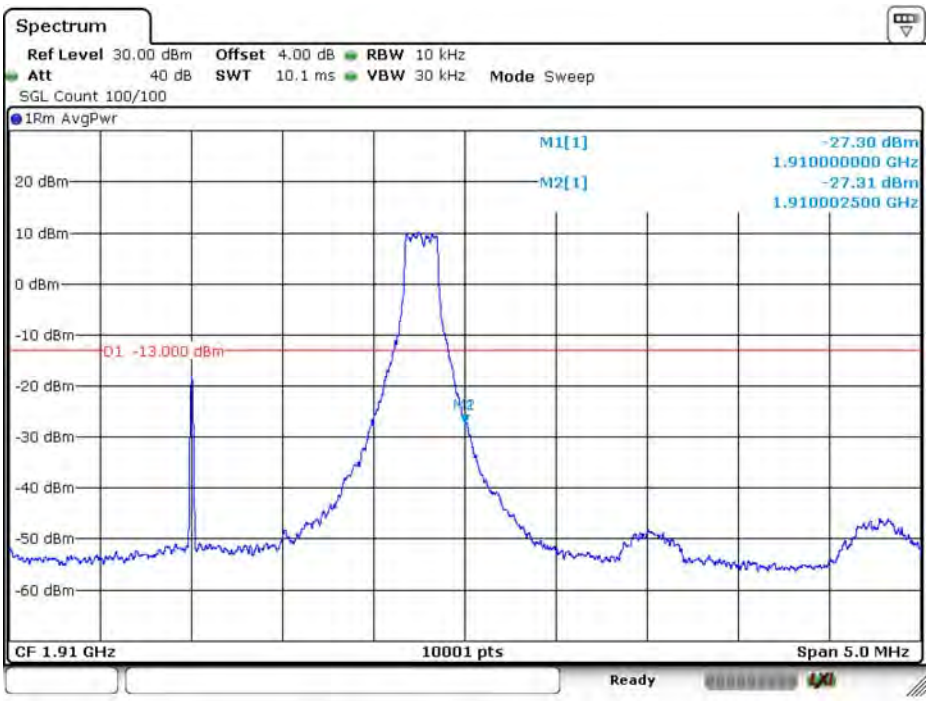

Date: 14.DEC.2019 16:16:55

LTE_B2_CH19185_3M_16-QAM_15RB0

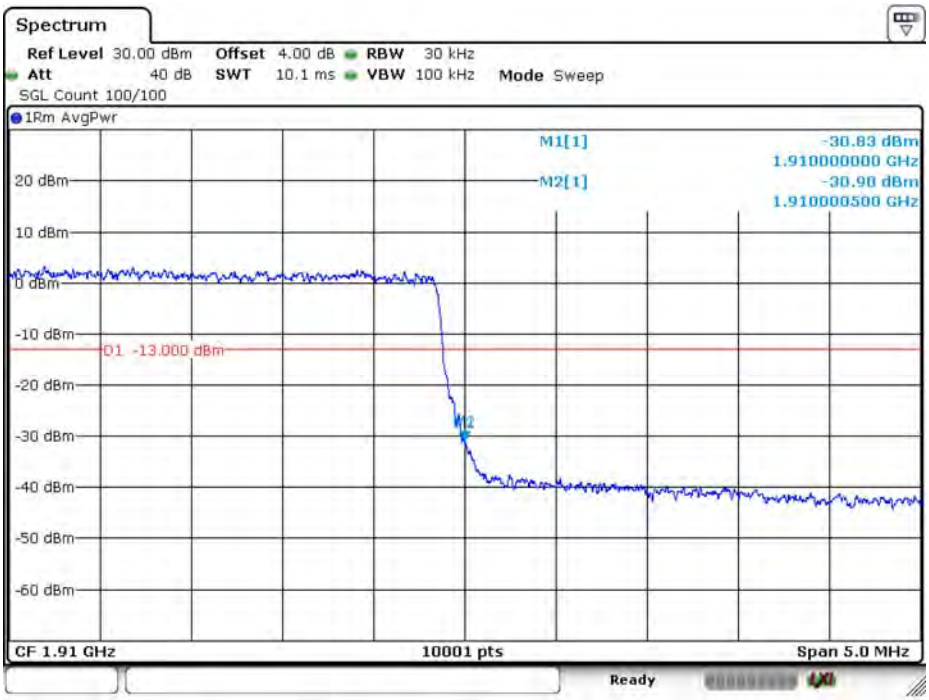

Date: 14.DEC.2019 16:17:25

LTE_B2_CH18625_5M_QPSK_1RB0

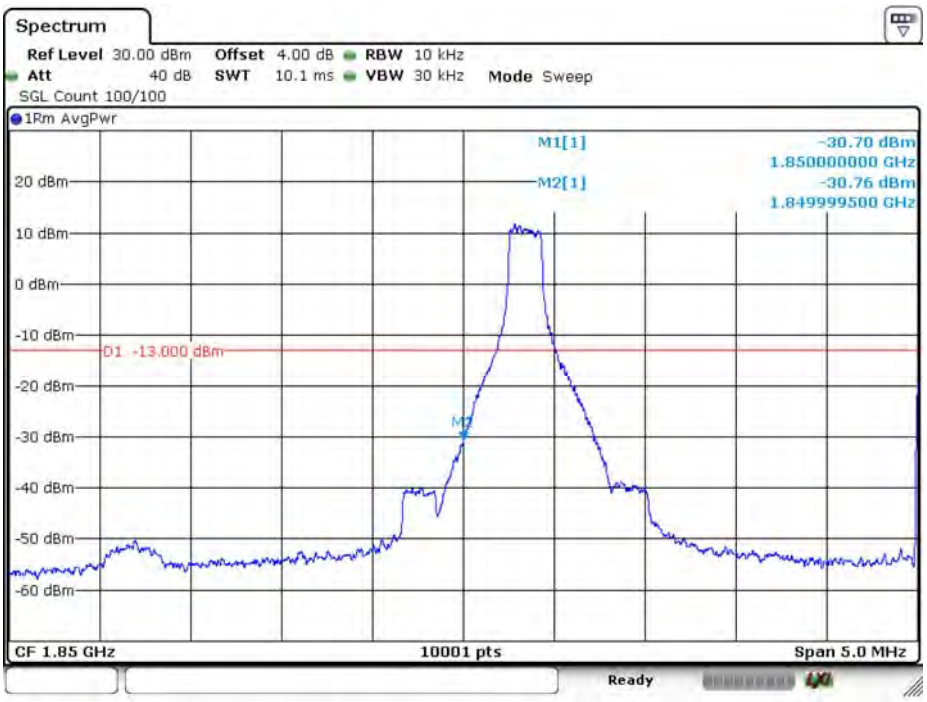

Date: 14.DEC.2019 16:24:29

LTE_B2_CH18625_5M_QPSK_25RB0

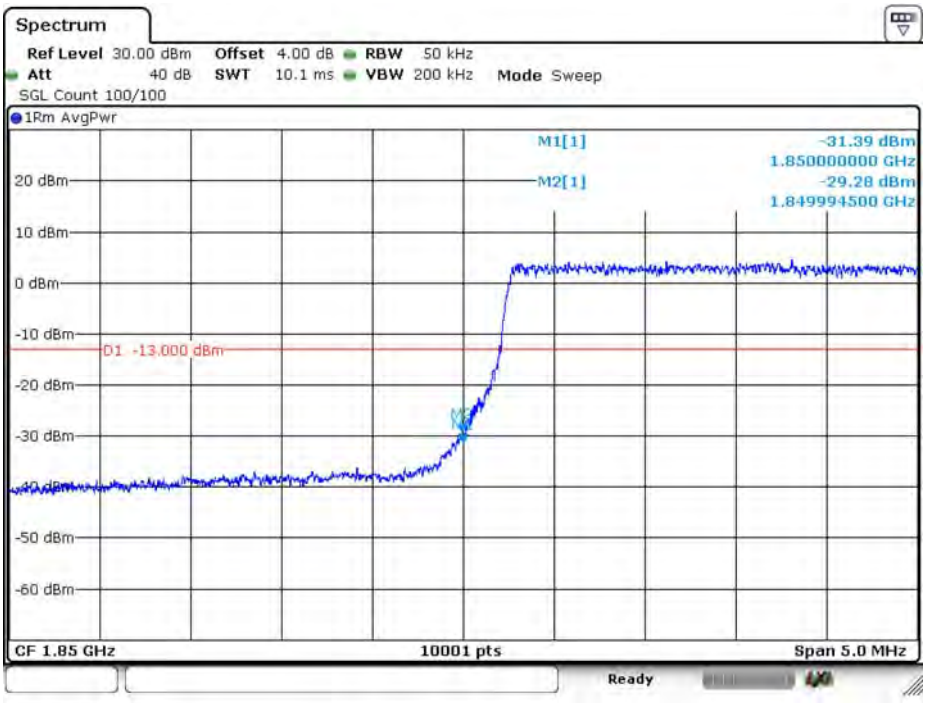

Date: 14.DEC.2019 16:26:04

LTE_B2_CH18625_5M_16-QAM_1RB0

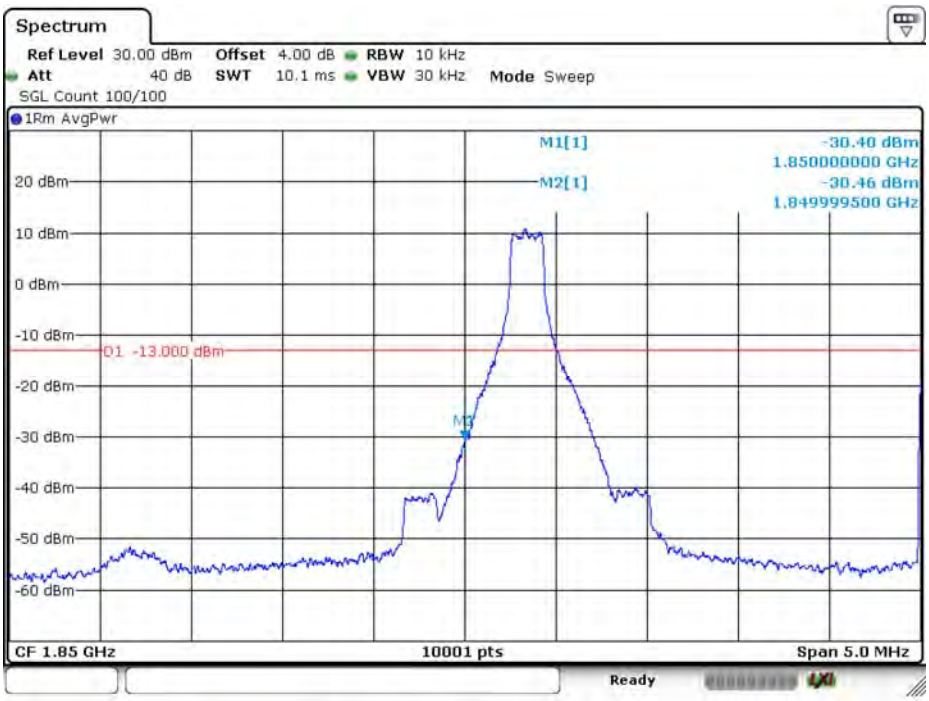

Date: 14.DEC.2019 16:24:54

LTE_B2_CH18625_5M_16-QAM_25RB0

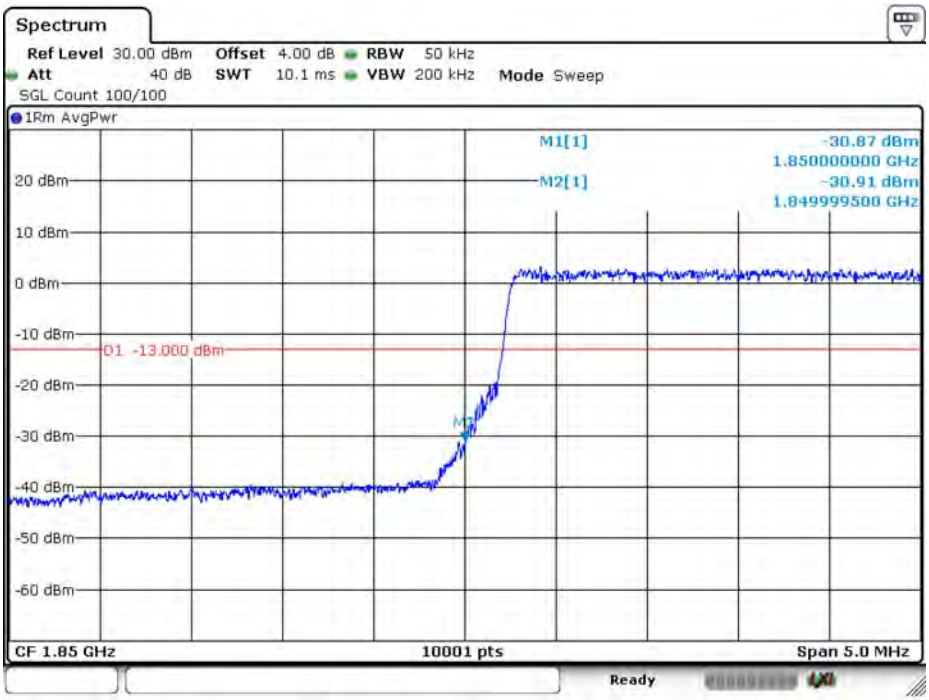

Date: 14.DEC.2019 16:25:52

LTE_B2_CH19175_5M_QPSK_1RB24

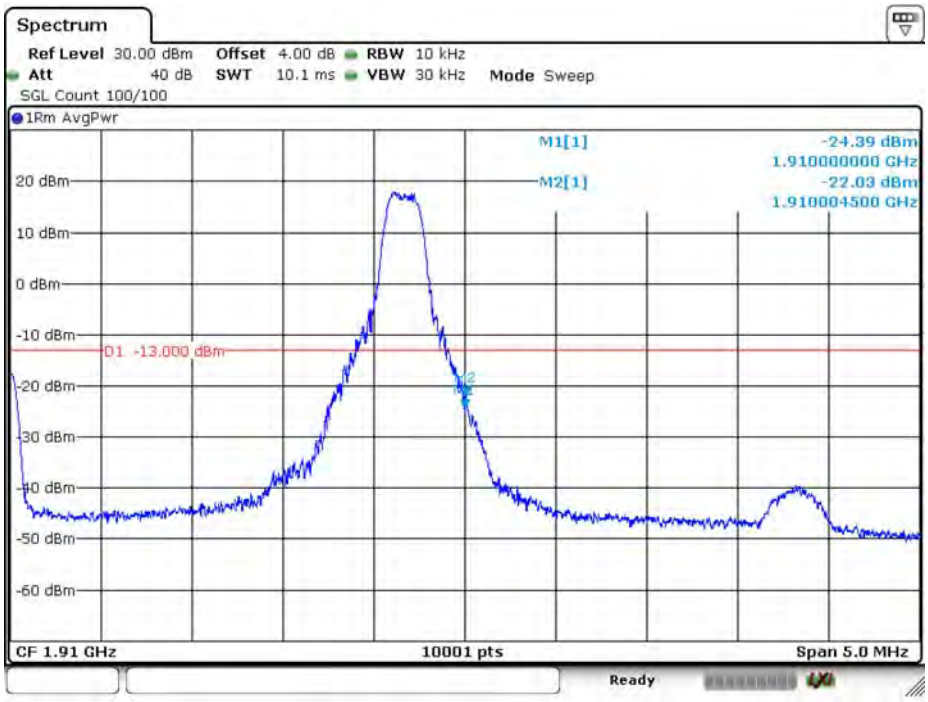

Date: 14.DEC.2019 16:30:53

LTE_B2_CH19175_5M_QPSK_25RB0

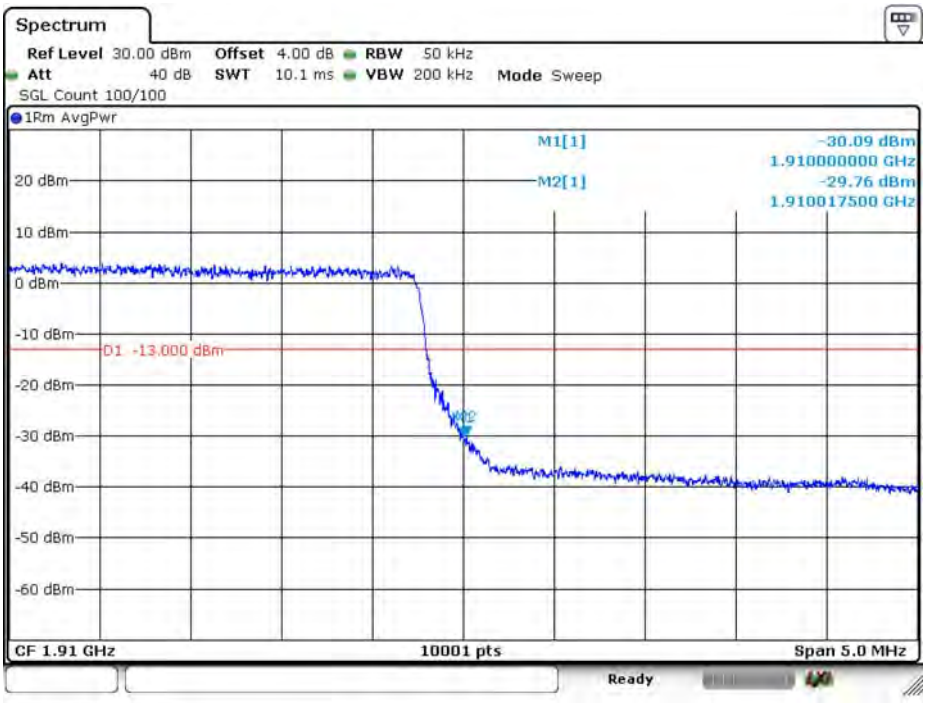

Date: 14.DEC.2019 16:27:44

LTE_B2_CH19175_5M_16-QAM_1RB24

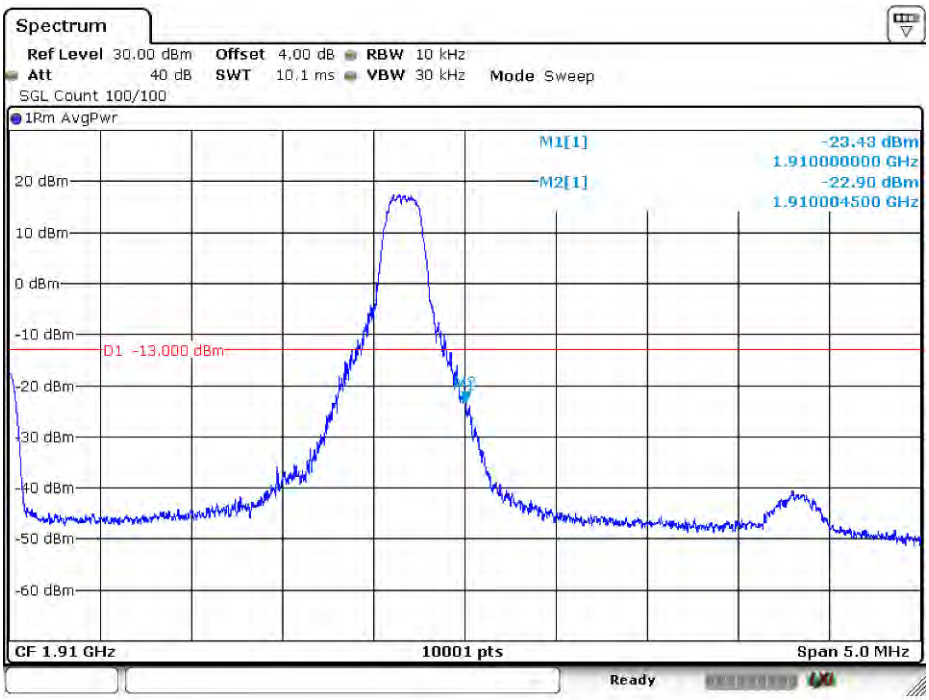

Date: 14.DEC.2019 16:30:33

LTE_B2_CH19175_5M_16-QAM_25RB0

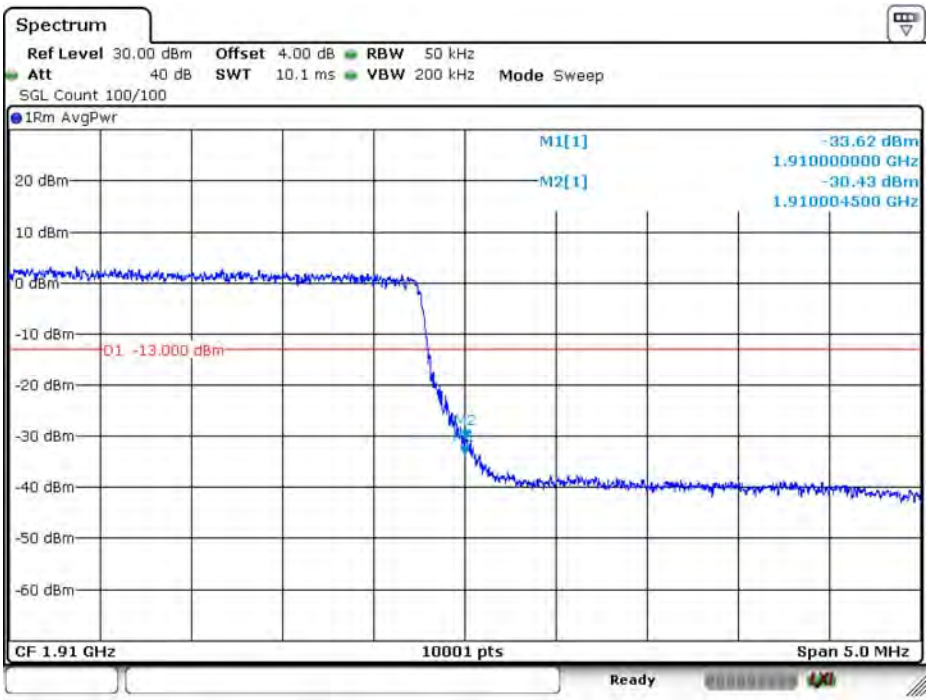

Date: 14.DEC.2019 16:28:58

LTE_B2_CH18650_10M_QPSK_1RB0

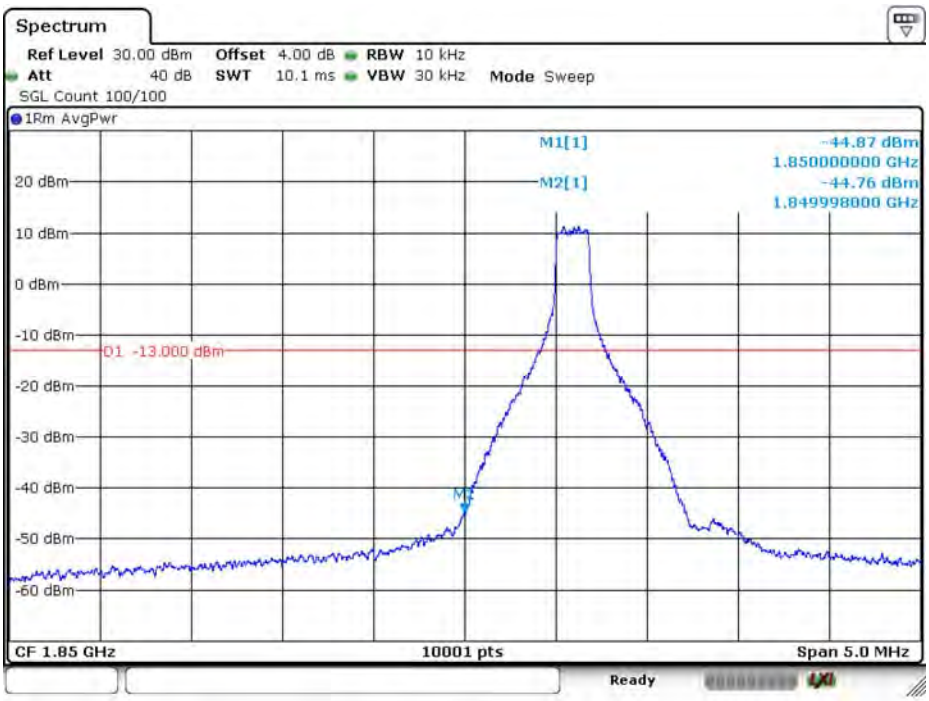

Date: 14.DEC.2019 16:37:29

LTE_B2_CH18650_10M_QPSK_50RB0

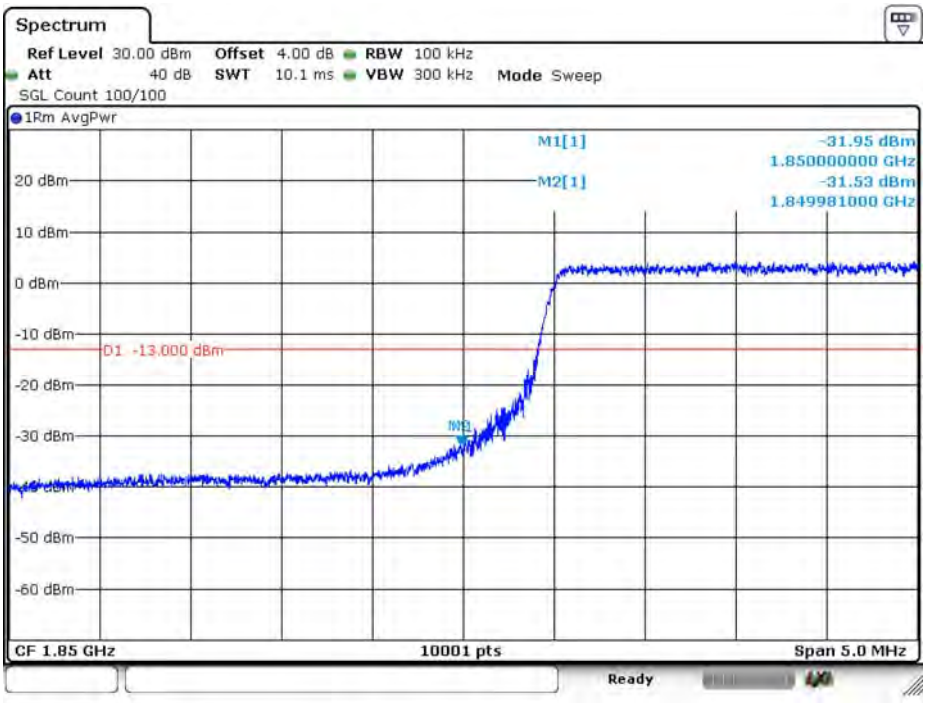

Date: 14.DEC.2019 16:36:18

LTE_B2_CH18650_10M_16-QAM_1RB0

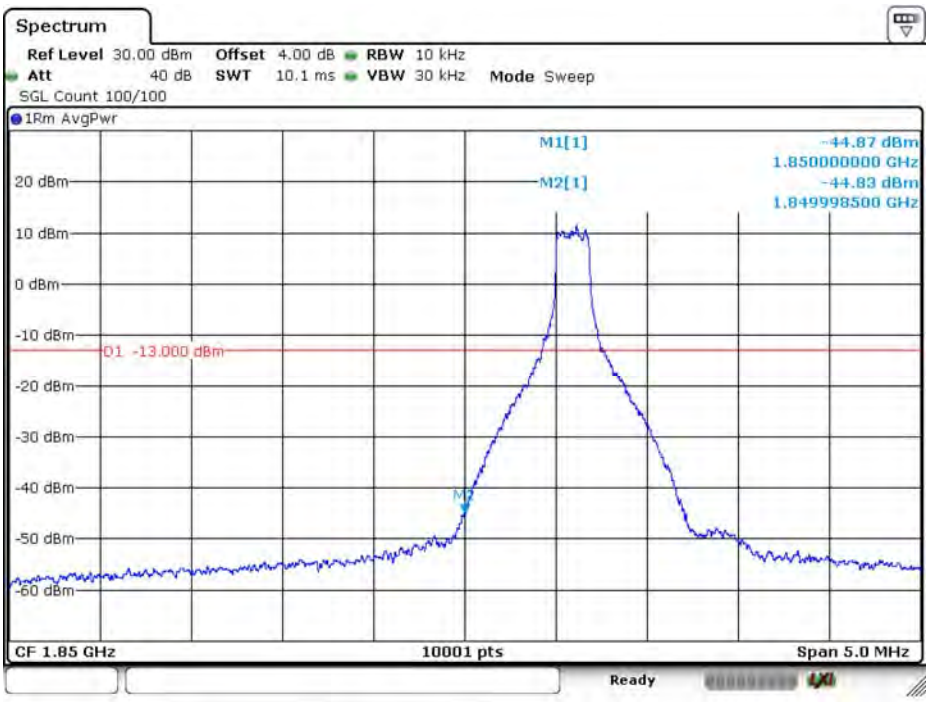

Date: 14.DEC.2019 16:37:15

LTE_B2_CH18650_10M_16-QAM_50RB0

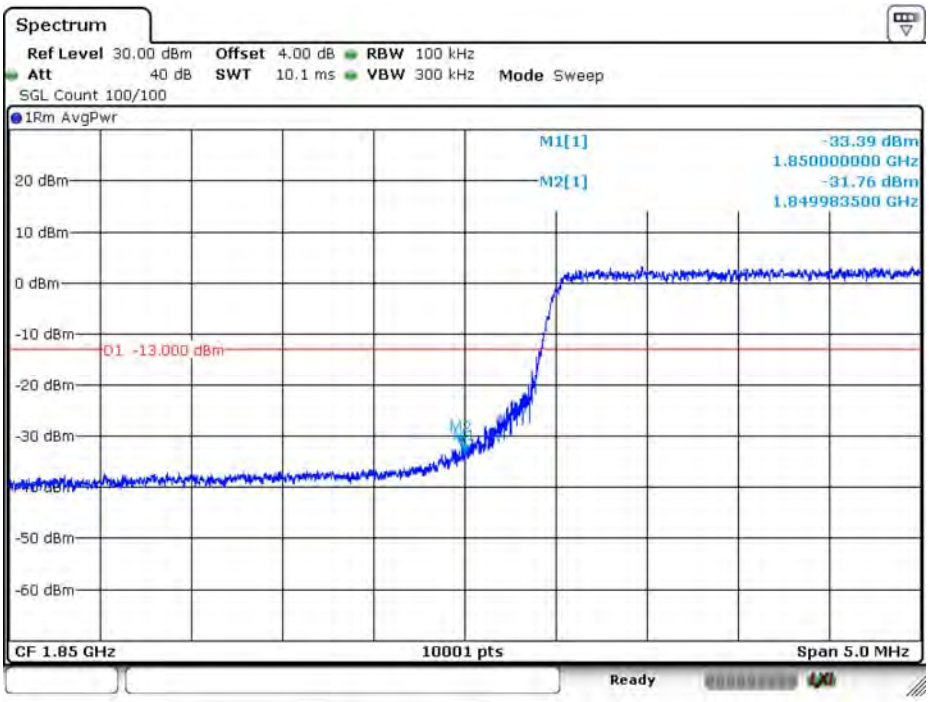

Date: 14.DEC.2019 16:36:36

LTE_B2_CH19150_10M_QPSK_1RB49

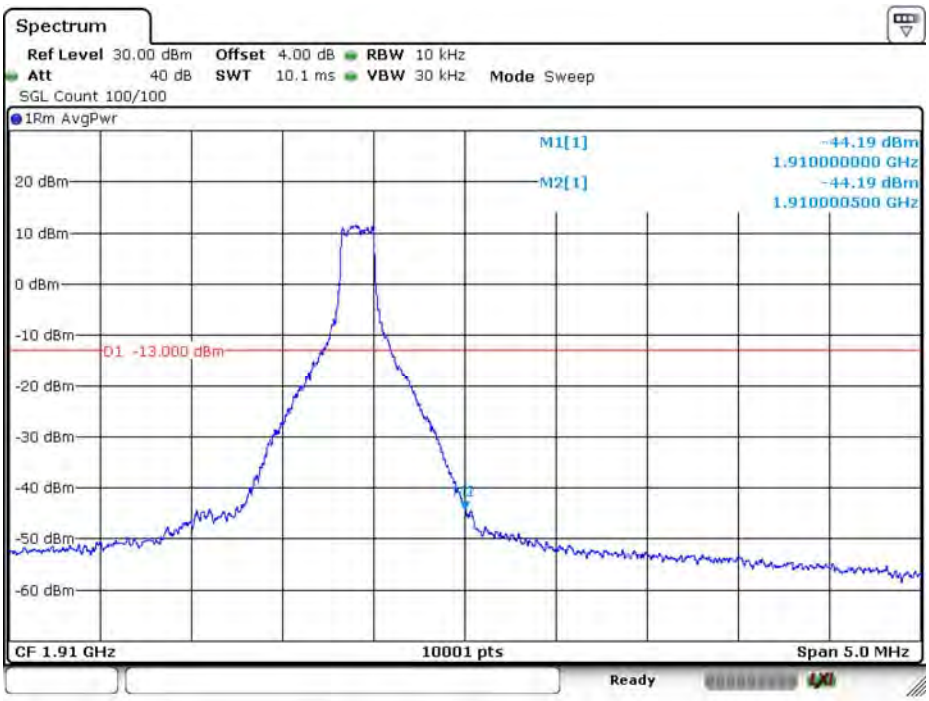

Date: 14.DEC.2019 16:33:53

LTE_B2_CH19150_10M_QPSK_50RB0

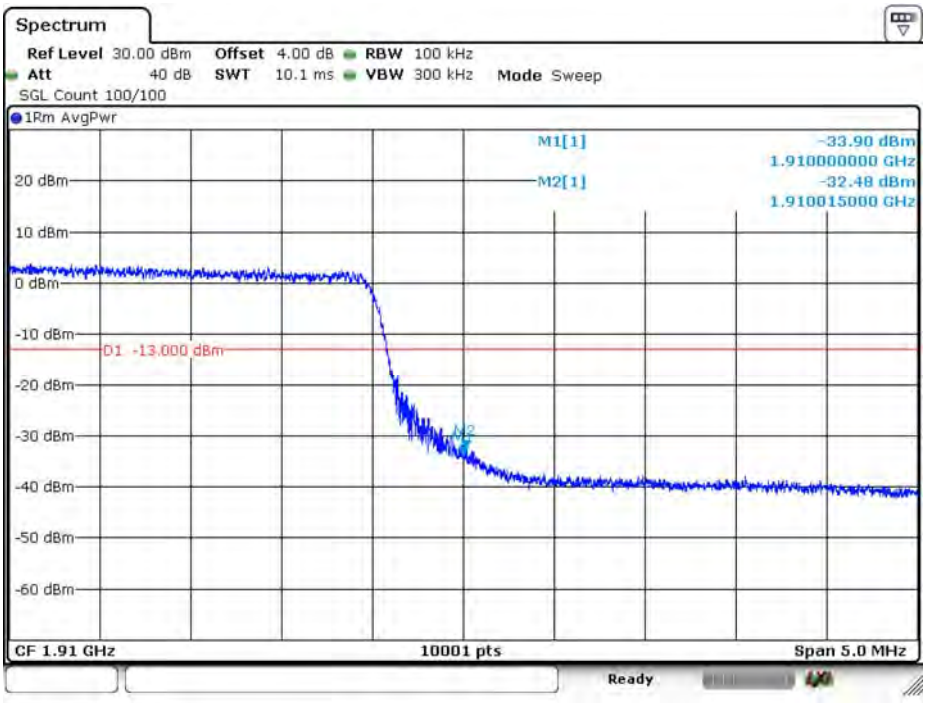

Date: 14.DEC.2019 16:35:44

LTE_B2_CH19150_10M_16-QAM_1RB49

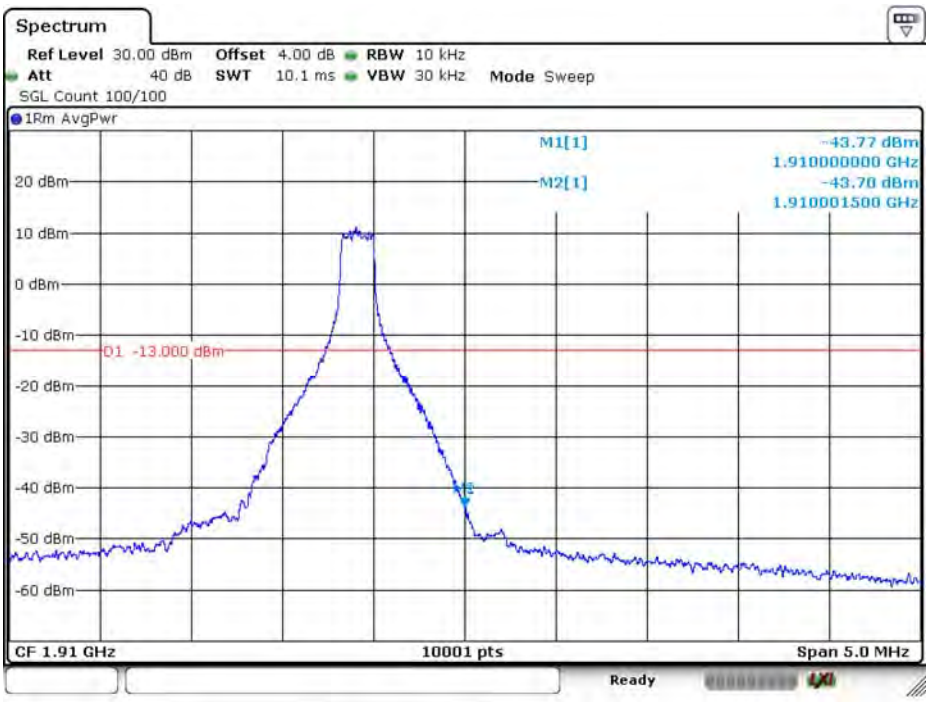

Date: 14.DEC.2019 16:34:14

LTE_B2_CH19150_10M_16-QAM_50RB0

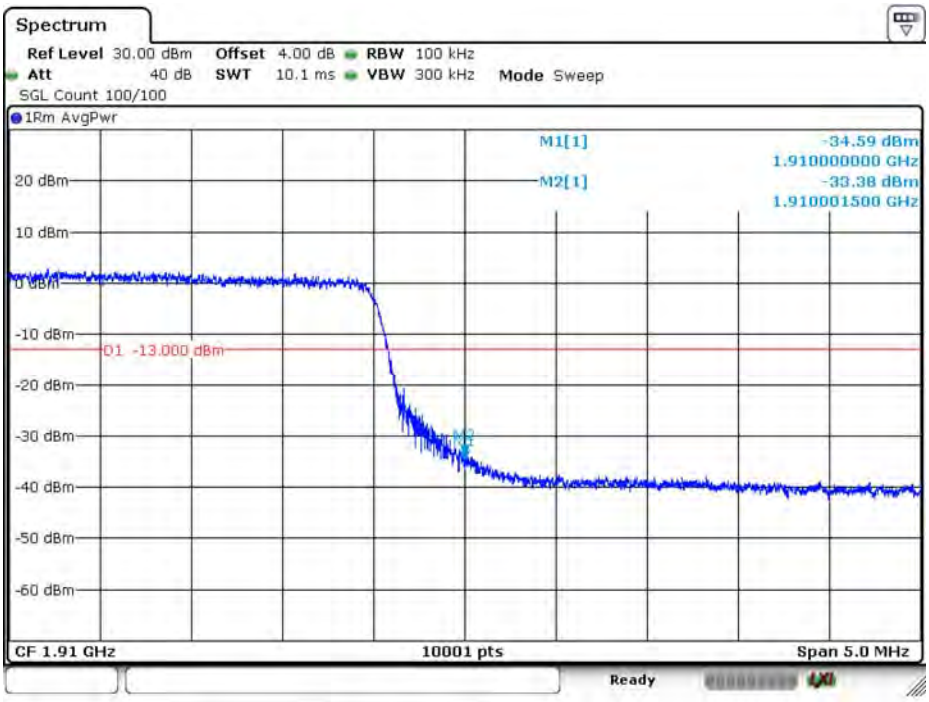

Date: 14.DEC.2019 16:35:26

LTE_B2_CH18675_15M_QPSK_1RB0

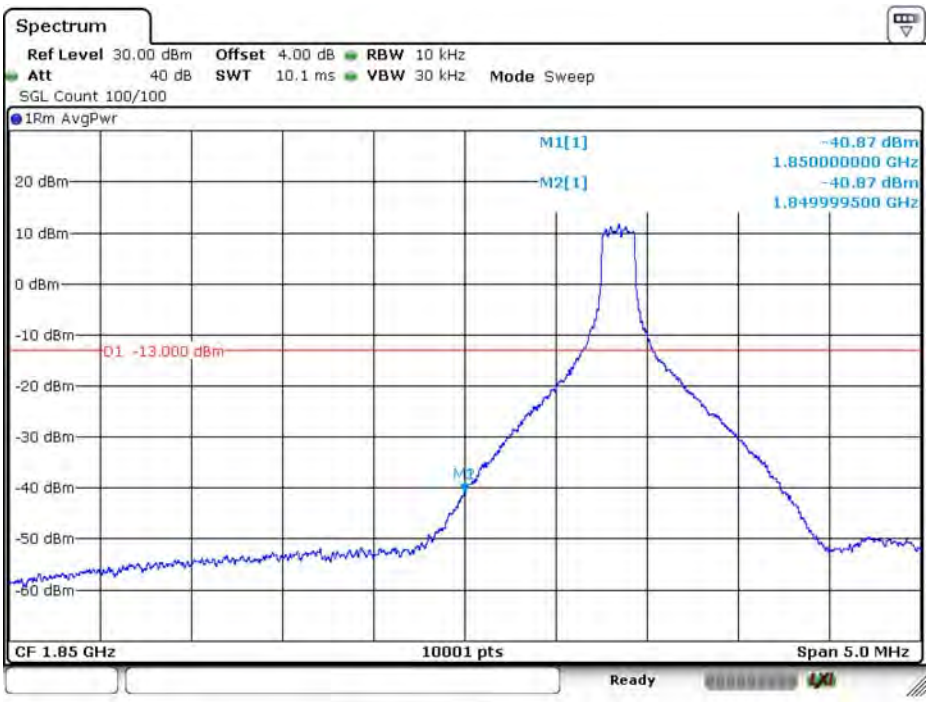

Date: 14.DEC.2019 16:37:59

LTE_B2_CH18675_15M_QPSK_75RB0

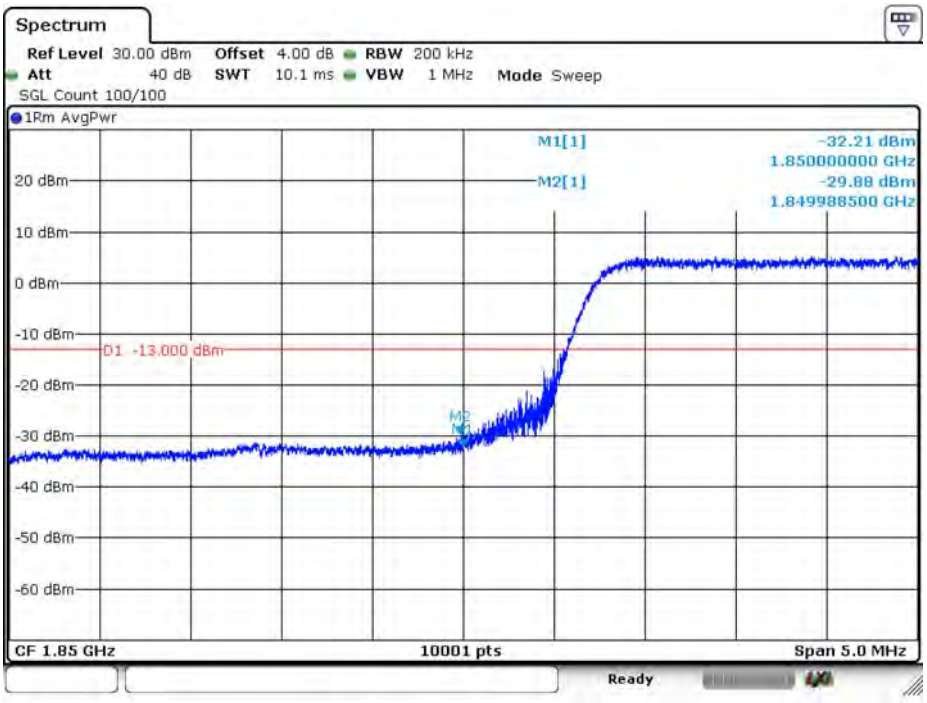

Date: 14.DEC.2019 16:39:04