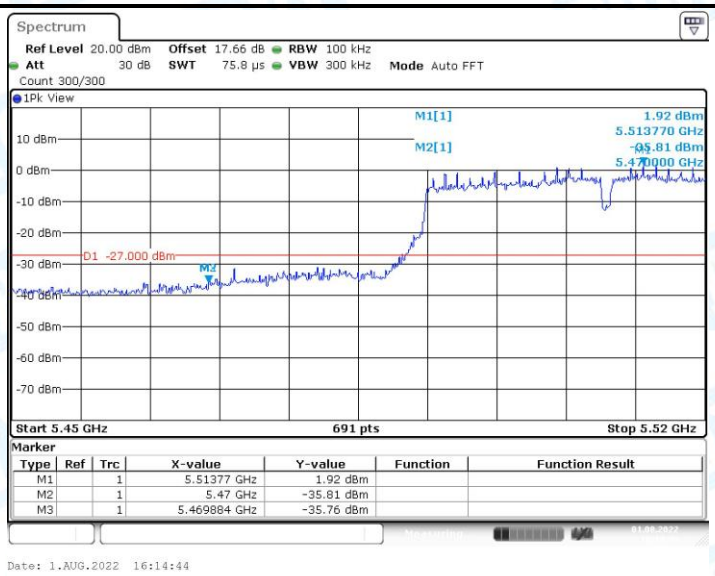

11AC40SISO_Ant1_Low_5510

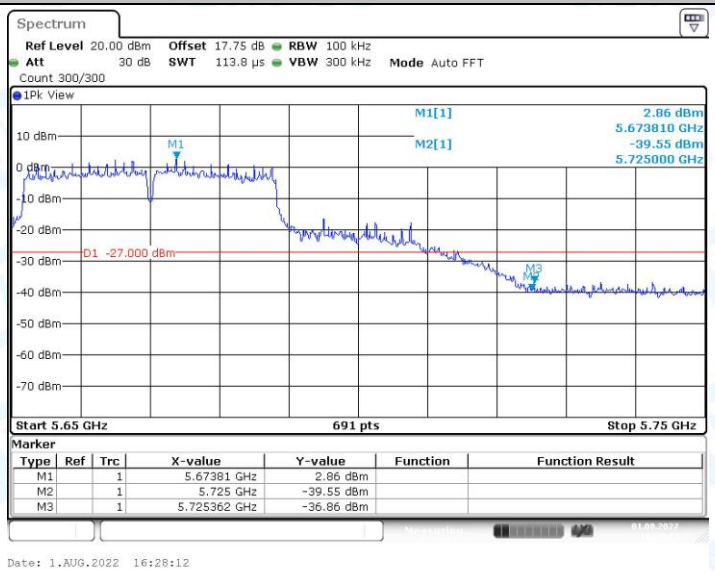

11AC40SISO_Ant1_High_5670

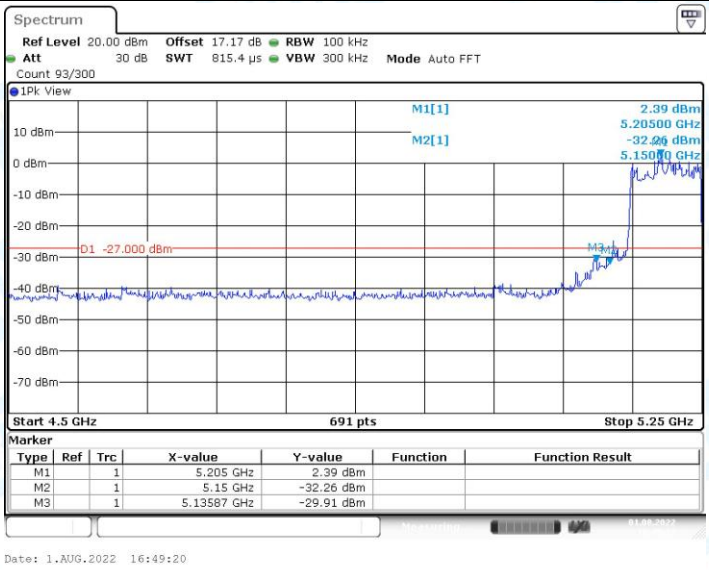

11AC80SISO_Ant1_Low_5210

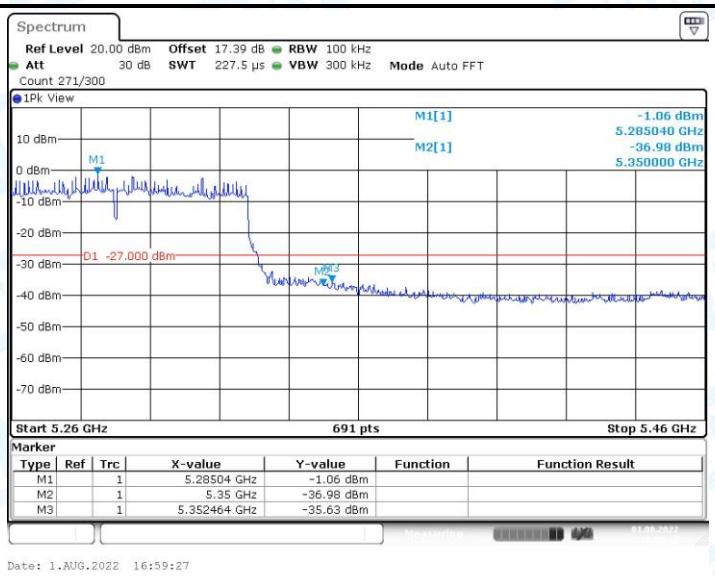

11AC80SISO_Ant1_High_5290

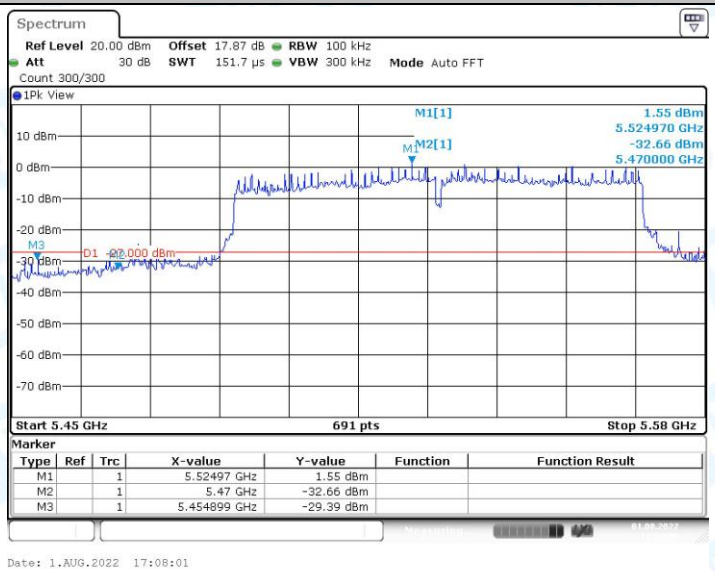

11AC80SISO_Ant1_Low_5530

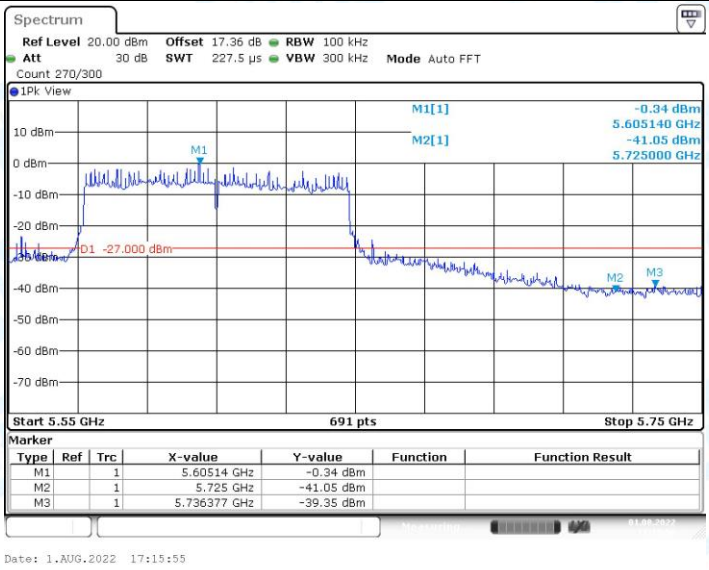

11AC80SISO_Ant1_High_5610

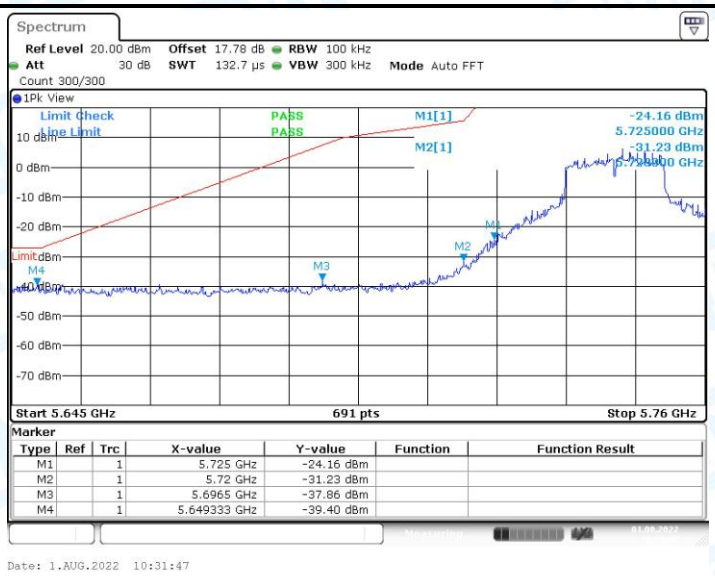

11A_Ant1_Low_5745

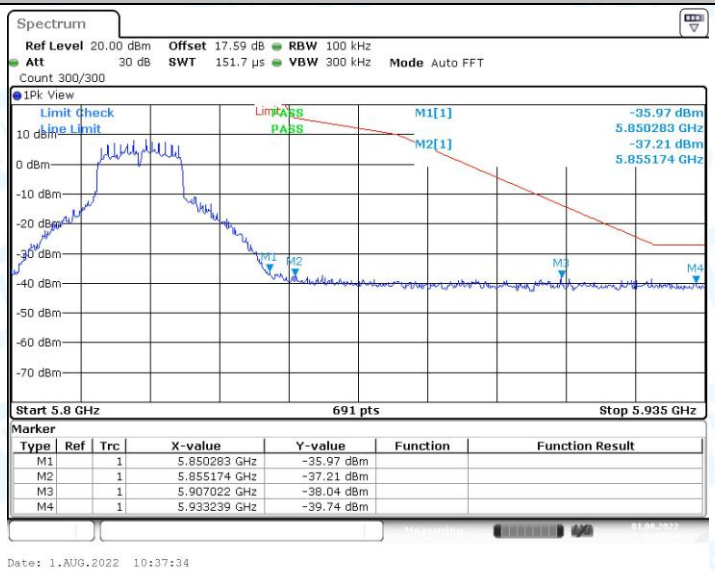

11A_Ant1_High_5825

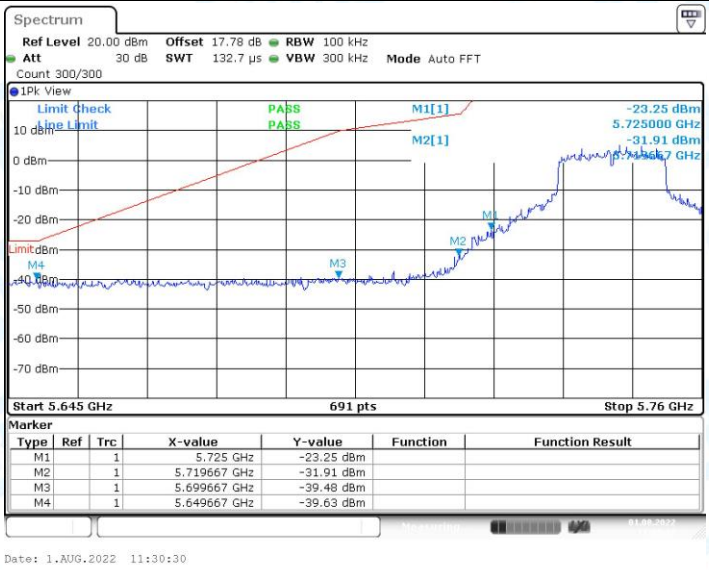

11N20SISO_Ant1_Low_5745

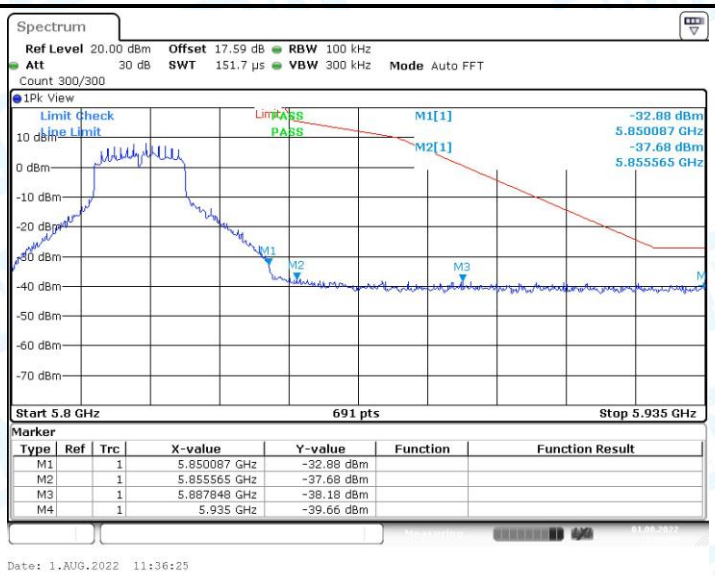

11N20SISO_Ant1_High_5825

11N40SISO_Ant1_Low_5755

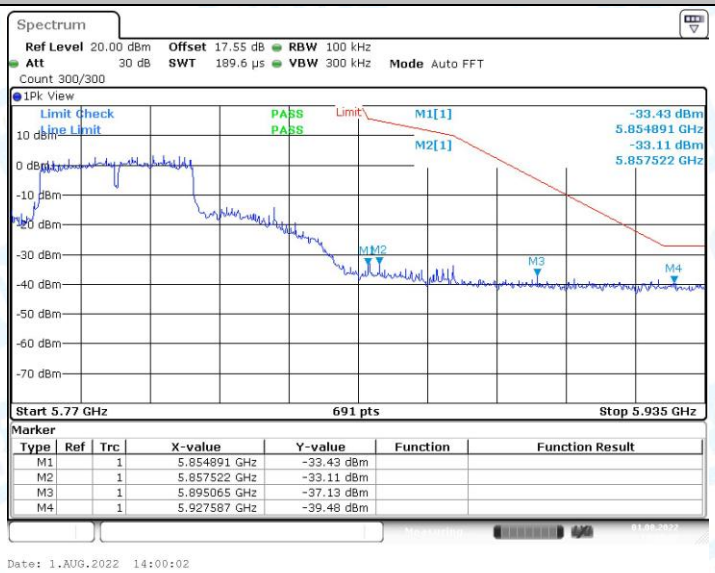

11N40SISO_Ant1_High_5795

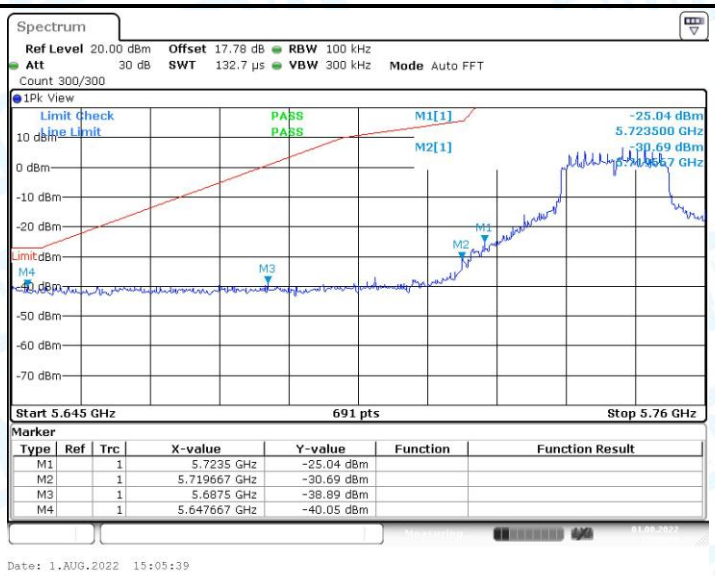

11AC20SISO_Ant1_Low_5745

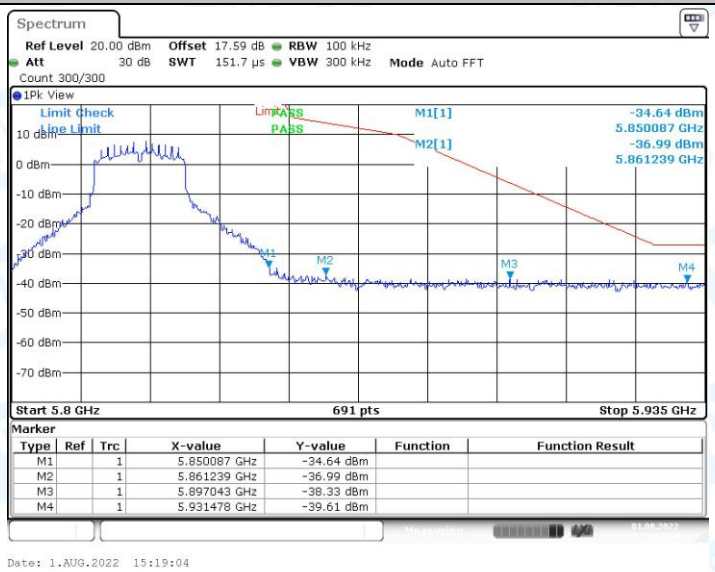

11AC20SISO_Ant1_High_5825

11AC40SISO_Ant1_Low_5755

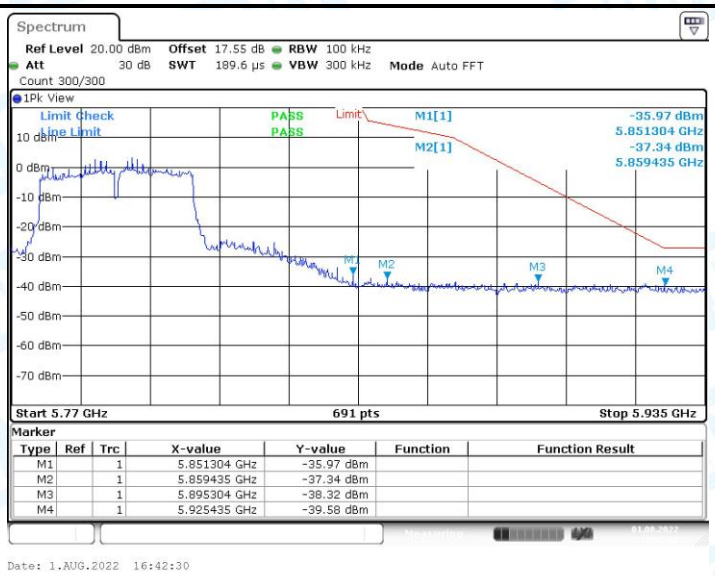

11AC40SISO_Ant1_High_5795

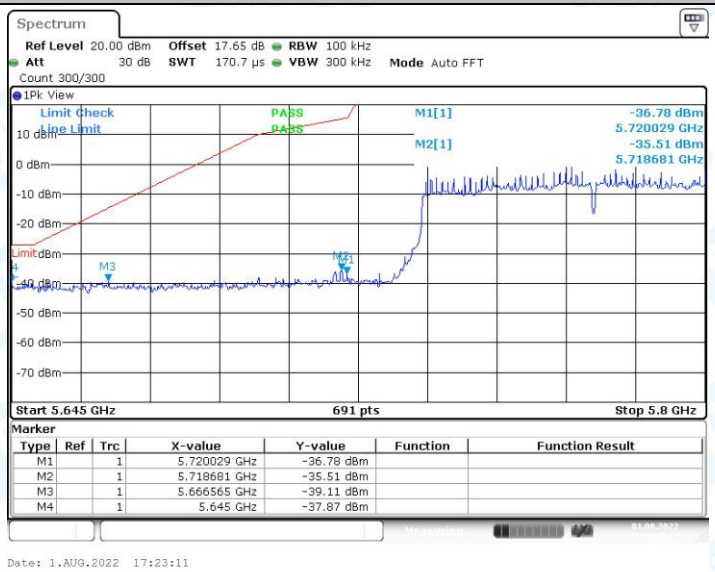

11AC80SISO_Ant1_Low_5775

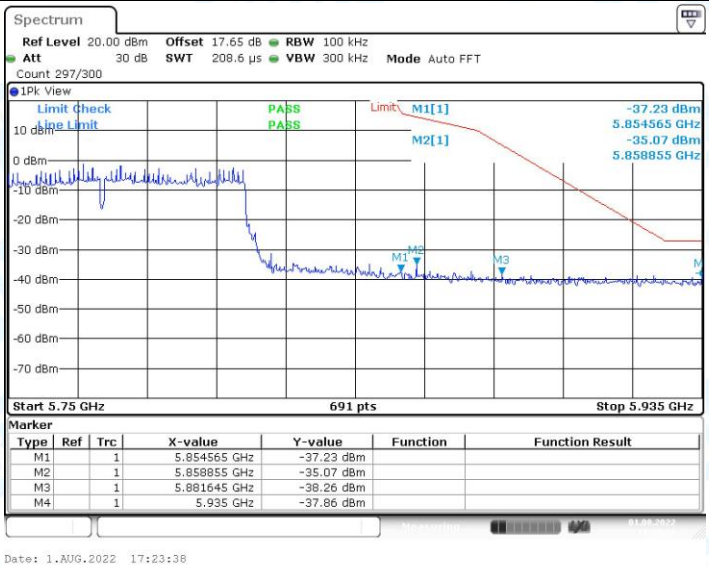

11AC80SISO_Ant1_High_5775

7. Emissions in Restricted Bands

7.1.Test Result

TestMode	Antenna	ChName	Channel	Detector	Freq [MHz]	EIRP [dBm]	Limit [dBm]	Verdict
11A	Ant1	Low	5180	AV	4500.000	-52.74	≤-41.20	PASS
				AV	5148.261	-43.36	≤-41.20	PASS
				AV	5150.000	-43.71	≤-41.20	PASS
				Peak	4500.000	-42.55	≤-21.20	PASS
				Peak	5148.261	-33.17	≤-21.20	PASS
				Peak	5150.000	-32.08	≤-21.20	PASS
		High	5320	AV	5350.000	-45.33	≤-41.20	PASS
				AV	5350.551	-44.65	≤-41.20	PASS
				AV	5460.000	-49.82	≤-41.20	PASS
				Peak	5350.000	-36.25	≤-21.20	PASS
				Peak	5350.783	-34.55	≤-21.20	PASS
				Peak	5460.000	-41.59	≤-21.20	PASS
		Low	5500	AV	5460.000	-45.71	≤-41.20	PASS
				AV	5469.478	-41.49	≤-41.20	PASS
				AV	5470.000	-42.2	≤-41.20	PASS
				Peak	5460.000	-37.25	≤-21.20	PASS
				Peak	5469.652	-30.88	≤-21.20	PASS
				Peak	5470.000	-31.43	≤-21.20	PASS
		High	5700	AV	5725.000	-45.65	≤-41.20	PASS
				AV	5725.043	-45.65	≤-41.20	PASS
				AV	5735.000	-49.11	≤-41.20	PASS
				Peak	5725.000	-36.07	≤-21.20	PASS
				Peak	5725.304	-35.44	≤-21.20	PASS
				Peak	5735.000	-39.93	≤-21.20	PASS
		Low	5745	Peak	5650.000	-42.49	≤-27.00	PASS
				Peak	5700.000	-37	≤10.00	PASS
				Peak	5720.000	-24.73	≤15.60	PASS
				Peak	5725.000	-12.9	≤27.00	PASS
		High	5825	Peak	5850.000	-26.73	≤15.60	PASS
				Peak	5855.000	-32.27	≤27.00	PASS
				Peak	5875.000	-38.48	≤15.60	PASS
				Peak	5925.000	-40.4	≤10.00	PASS
11N20SISO	Ant1	Low	5180	AV	4500.000	-53.83	≤-41.20	PASS
				AV	5149.275	-45.54	≤-41.20	PASS
				AV	5150.000	-45.32	≤-41.20	PASS
				Peak	4500.000	-41.19	≤-21.20	PASS
				Peak	5146.232	-32.08	≤-21.20	PASS
				Peak	5150.000	-33.41	≤-21.20	PASS
		High	5320	AV	5350.000	-42.6	≤-41.20	PASS
				AV	5350.319	-42.57	≤-41.20	PASS

				AV	5460.000	-50.11	≤-41.20	PASS
				Peak	5350.000	-33.47	≤-21.20	PASS
				Peak	5354.493	-30.96	≤-21.20	PASS
				Peak	5460.000	-41.25	≤-21.20	PASS
		Low	5500	AV	5460.000	-45.65	≤-41.20	PASS
				AV	5468.957	-41.75	≤-41.20	PASS
				AV	5470.000	-42.39	≤-41.20	PASS
				Peak	5460.000	-34.22	≤-21.20	PASS
				Peak	5467.739	-31.67	≤-21.20	PASS
				Peak	5470.000	-31.79	≤-21.20	PASS
		High	5700	AV	5725.000	-42.91	≤-41.20	PASS
				AV	5725.043	-42.91	≤-41.20	PASS
				AV	5735.000	-48.38	≤-41.20	PASS
				Peak	5725.000	-29.57	≤-21.20	PASS
				Peak	5725.043	-29.57	≤-21.20	PASS
				Peak	5735.000	-35.87	≤-21.20	PASS
		Low	5745	Peak	5650.000	-40.78	≤-27.00	PASS
				Peak	5700.000	-35.48	≤10.00	PASS
				Peak	5720.000	-22.65	≤15.60	PASS
				Peak	5725.000	-14.54	≤27.00	PASS
		High	5825	Peak	5850.000	-20.18	≤15.60	PASS
				Peak	5855.000	-30.77	≤27.00	PASS
				Peak	5875.000	-38.58	≤15.60	PASS
				Peak	5925.000	-40.28	≤10.00	PASS
11N40SISO	Ant1	Low	5190	AV	4500.000	-53.43	≤-41.20	PASS
				AV	5149.275	-43.68	≤-41.20	PASS
				AV	5150.000	-43.13	≤-41.20	PASS
				Peak	4500.000	-43.14	≤-21.20	PASS
				Peak	5145.217	-31.21	≤-21.20	PASS
				Peak	5150.000	-31.16	≤-21.20	PASS
		High	5310	AV	5350.000	-45.69	≤-41.20	PASS
				AV	5350.319	-46.09	≤-41.20	PASS
				AV	5460.000	-51.13	≤-41.20	PASS
				Peak	5350.000	-35.86	≤-21.20	PASS
				Peak	5351.246	-35.28	≤-21.20	PASS
				Peak	5460.000	-40.67	≤-21.20	PASS
		Low	5510	AV	5460.000	-48.52	≤-41.20	PASS
				AV	5469.783	-44.57	≤-41.20	PASS
				AV	5470.000	-44.65	≤-41.20	PASS
				Peak	5460.000	-36.45	≤-21.20	PASS
				Peak	5463.290	-33.5	≤-21.20	PASS
				Peak	5470.000	-33.87	≤-21.20	PASS
		High	5670	AV	5725.000	-43.25	≤-41.20	PASS
				AV	5725.507	-43.04	≤-41.20	PASS
				AV	5735.000	-45.25	≤-41.20	PASS

				Peak	5725.000	-34.9	≤-21.20	PASS
				Peak	5725.652	-30.83	≤-21.20	PASS
				Peak	5735.000	-35.21	≤-21.20	PASS
		Low	5755	Peak	5650.000	-37.73	≤-27.00	PASS
				Peak	5700.000	-22.85	≤10.00	PASS
				Peak	5720.000	-11.19	≤15.60	PASS
				Peak	5725.000	-8.07	≤27.00	PASS
		High	5795	Peak	5850.000	-26.89	≤15.60	PASS
				Peak	5855.000	-28.88	≤27.00	PASS
				Peak	5875.000	-33.21	≤15.60	PASS
				Peak	5925.000	-39.5	≤10.00	PASS
11AC20SISO	Ant1	Low	5180	AV	4500.000	-53.68	≤-41.20	PASS
				AV	5149.275	-45.26	≤-41.20	PASS
				AV	5150.000	-45.14	≤-41.20	PASS
				Peak	4500.000	-41.96	≤-21.20	PASS
				Peak	5148.261	-31.95	≤-21.20	PASS
				Peak	5150.000	-32.27	≤-21.20	PASS
		High	5320	AV	5350.000	-45.23	≤-41.20	PASS
				AV	5350.319	-45.06	≤-41.20	PASS
				AV	5460.000	-49.15	≤-41.20	PASS
				Peak	5350.000	-36.19	≤-21.20	PASS
				Peak	5350.319	-35.31	≤-21.20	PASS
				Peak	5460.000	-41.49	≤-21.20	PASS
		Low	5500	AV	5460.000	-45.61	≤-41.20	PASS
				AV	5470.000	-41.67	≤-41.20	PASS
				Peak	5460.000	-34.47	≤-21.20	PASS
				Peak	5469.826	-29.76	≤-21.20	PASS
				Peak	5470.000	-29.9	≤-21.20	PASS
		High	5700	AV	5725.000	-42.03	≤-41.20	PASS
				AV	5725.043	-42.03	≤-41.20	PASS
				AV	5735.000	-47.45	≤-41.20	PASS
				Peak	5725.000	-29.39	≤-21.20	PASS
				Peak	5725.043	-29.39	≤-21.20	PASS
				Peak	5735.000	-36.7	≤-21.20	PASS
		Low	5745	Peak	5650.000	-41.86	≤-27.00	PASS
				Peak	5700.000	-36.26	≤10.00	PASS
				Peak	5720.000	-20.76	≤15.60	PASS
				Peak	5725.000	-14.34	≤27.00	PASS
		High	5825	Peak	5850.000	-20.91	≤15.60	PASS
				Peak	5855.000	-30.89	≤27.00	PASS
				Peak	5875.000	-30.8	≤15.60	PASS
				Peak	5925.000	-41.78	≤10.00	PASS
11AC40SISO	Ant1	Low	5190	AV	4500.000	-53.25	≤-41.20	PASS
				AV	5149.275	-46.94	≤-41.20	PASS
				AV	5150.000	-47.14	≤-41.20	PASS

				Peak	4500.000	-42.62	≤-21.20	PASS
				Peak	5141.159	-31.92	≤-21.20	PASS
				Peak	5150.000	-32.8	≤-21.20	PASS
		High	5310	AV	5350.000	-46.18	≤-41.20	PASS
				AV	5350.087	-46.26	≤-41.20	PASS
				AV	5460.000	-51.12	≤-41.20	PASS
				Peak	5350.000	-36.03	≤-21.20	PASS
				Peak	5352.174	-35.45	≤-21.20	PASS
				Peak	5460.000	-41.78	≤-21.20	PASS
		Low	5510	AV	5460.000	-48.5	≤-41.20	PASS
				AV	5469.986	-44.1	≤-41.20	PASS
				AV	5470.000	-44.1	≤-41.20	PASS
				Peak	5460.000	-38.37	≤-21.20	PASS
				Peak	5468.362	-33.04	≤-21.20	PASS
				Peak	5470.000	-33.06	≤-21.20	PASS
		High	5670	AV	5725.000	-43.2	≤-41.20	PASS
				AV	5725.507	-42.75	≤-41.20	PASS
				AV	5735.000	-44.89	≤-41.20	PASS
				Peak	5725.000	-34.5	≤-21.20	PASS
				Peak	5725.652	-30.85	≤-21.20	PASS
				Peak	5735.000	-34.38	≤-21.20	PASS
		Low	5755	Peak	5650.000	-41.16	≤-27.00	PASS
				Peak	5700.000	-34.69	≤10.00	PASS
				Peak	5720.000	-19.24	≤15.60	PASS
				Peak	5725.000	-16.75	≤27.00	PASS
		High	5795	Peak	5850.000	-31.12	≤15.60	PASS
				Peak	5855.000	-32.87	≤27.00	PASS
				Peak	5875.000	-37.23	≤15.60	PASS
				Peak	5925.000	-40.57	≤10.00	PASS
11AC80SISO	Ant1	Low	5210	AV	4500.000	-53.05	≤-41.20	PASS
				AV	5148.913	-42.78	≤-41.20	PASS
				AV	5150.000	-43.38	≤-41.20	PASS
				Peak	4500.000	-41.35	≤-21.20	PASS
				Peak	5150.000	-30.31	≤-21.20	PASS
		High	5290	AV	5350.000	-44.87	≤-41.20	PASS
				AV	5350.435	-44.58	≤-41.20	PASS
				AV	5460.000	-50.76	≤-41.20	PASS
				Peak	5350.000	-34.39	≤-21.20	PASS
				Peak	5350.145	-34.13	≤-21.20	PASS
				Peak	5460.000	-39.7	≤-21.20	PASS
		Low	5530	AV	5460.000	-44.92	≤-41.20	PASS
				AV	5467.333	-43.18	≤-41.20	PASS
				AV	5470.000	-43.42	≤-41.20	PASS
				Peak	5460.000	-33.82	≤-21.20	PASS
				Peak	5467.522	-32.16	≤-21.20	PASS

				Peak	5470.000	-34.1	≤-21.20	PASS
		High	5610	AV	5725.000	-48.91	≤-41.20	PASS
				AV	5725.652	-48.68	≤-41.20	PASS
				AV	5735.000	-49.75	≤-41.20	PASS
				Peak	5725.000	-38.7	≤-21.20	PASS
				Peak	5725.942	-37.23	≤-21.20	PASS
				Peak	5735.000	-38.91	≤-21.20	PASS
		Low	5775	Peak	5650.000	-39.58	≤-27.00	PASS
				Peak	5700.000	-37.13	≤10.00	PASS
				Peak	5720.000	-33.67	≤15.60	PASS
				Peak	5725.000	-32.69	≤27.00	PASS
		High	5775	Peak	5850.000	-30.48	≤15.60	PASS
				Peak	5855.000	-31.65	≤27.00	PASS
				Peak	5875.000	-36.32	≤15.60	PASS
				Peak	5925.000	-40.91	≤10.00	PASS

Note：

1. The Antenna Gain is compensated in the graph.
2. For transmitters operating in 5150-5350 GHz band and 5470-5725 GHz band: The limit in dBm for average detector is conversion from 54dBuV/m, according to 15.209(a). The limit in dBm for peak detector is 20dB above the limit of average detector in dBm.

7.2.Test Graphs

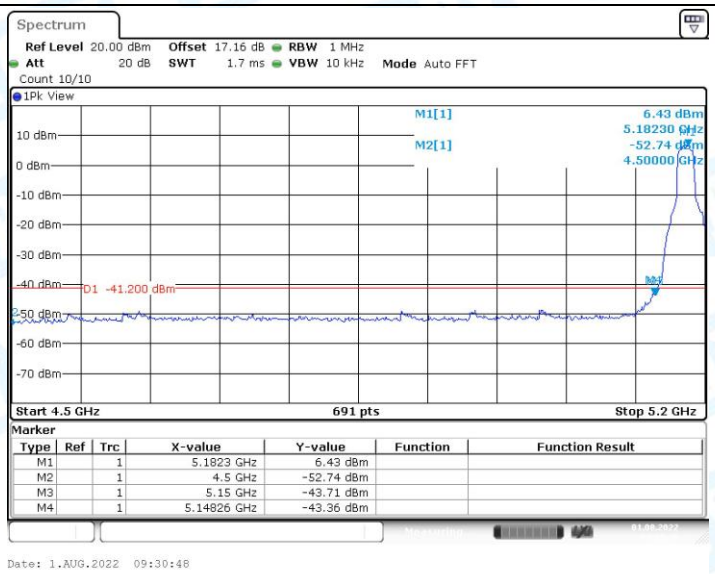

11A_Ant1_Low_5180_AV

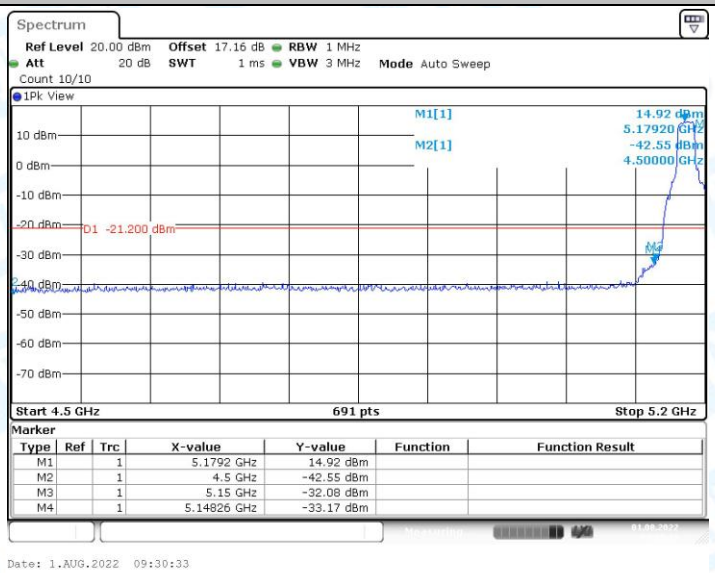

11A_Ant1_Low_5180_Peak

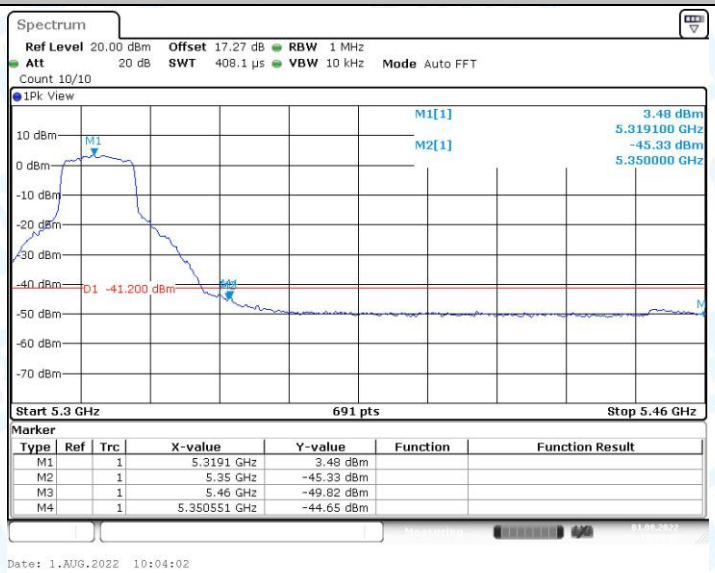

11A_Ant1_High_5320_AV

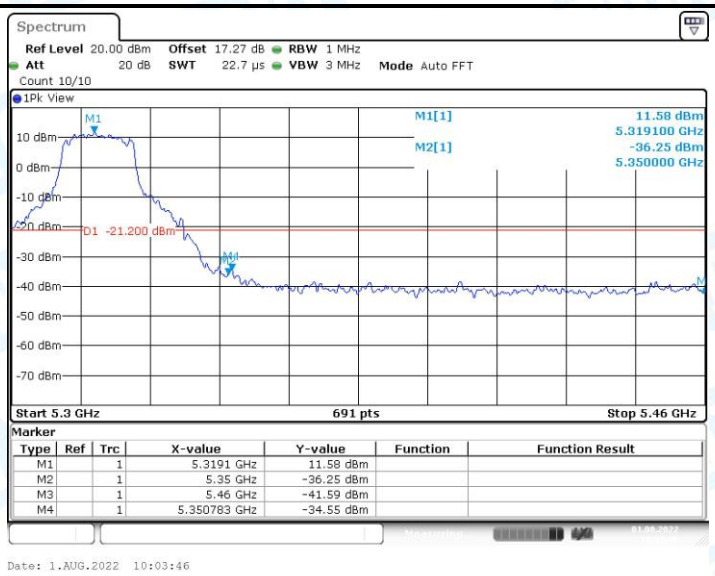

11A_Ant1_High_5320_Peak

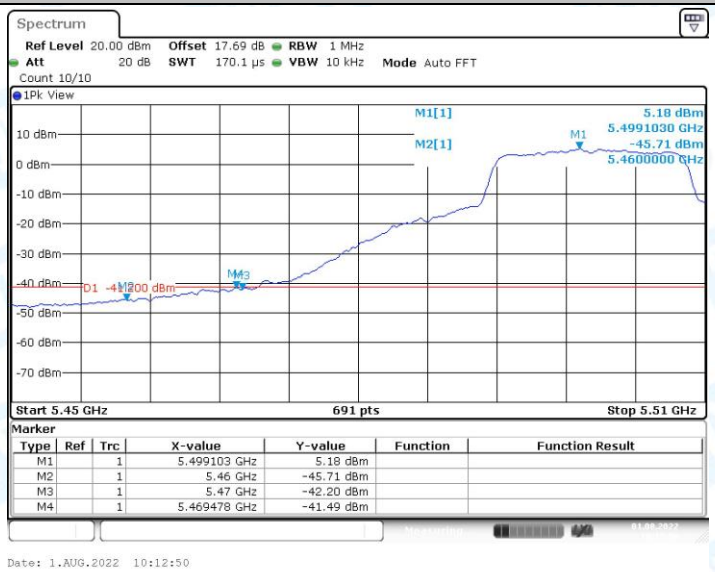

11A_Ant1_Low_5500_AV

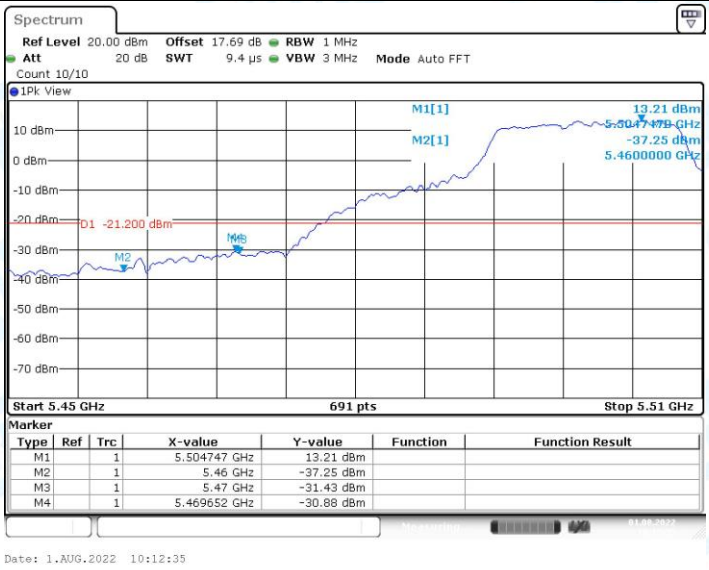

11A_Ant1_Low_5500_Peak

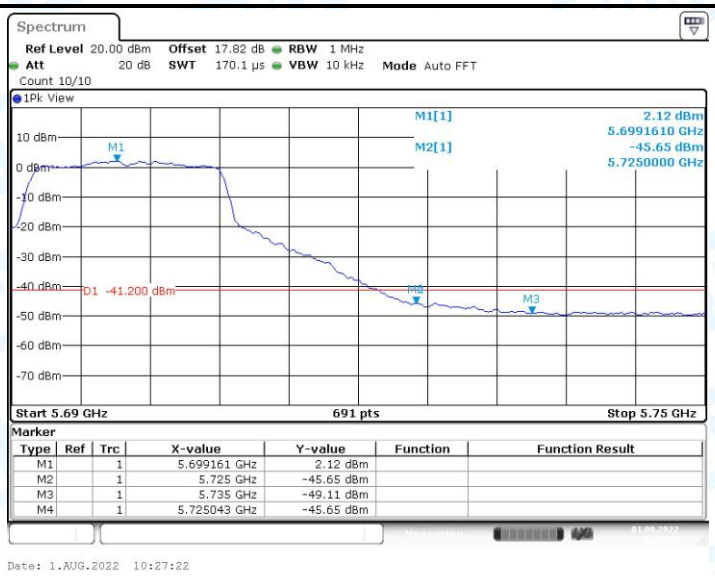

11A_Ant1_High_5700_AV

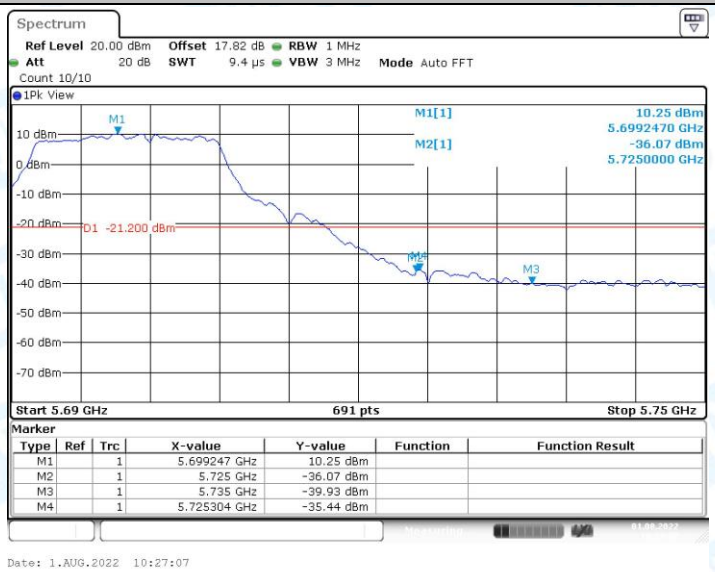

11A_Ant1_High_5700_Peak

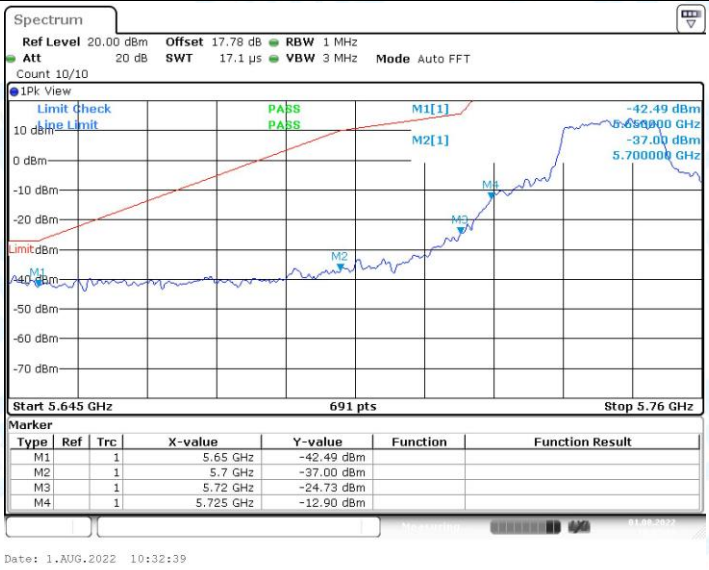

11A_Ant1_Low_5745_Peak

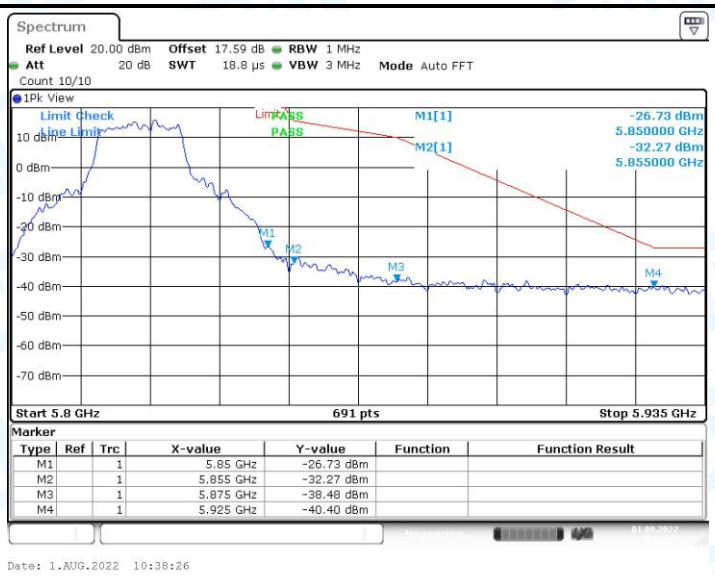

11A_Ant1_High_5825_Peak

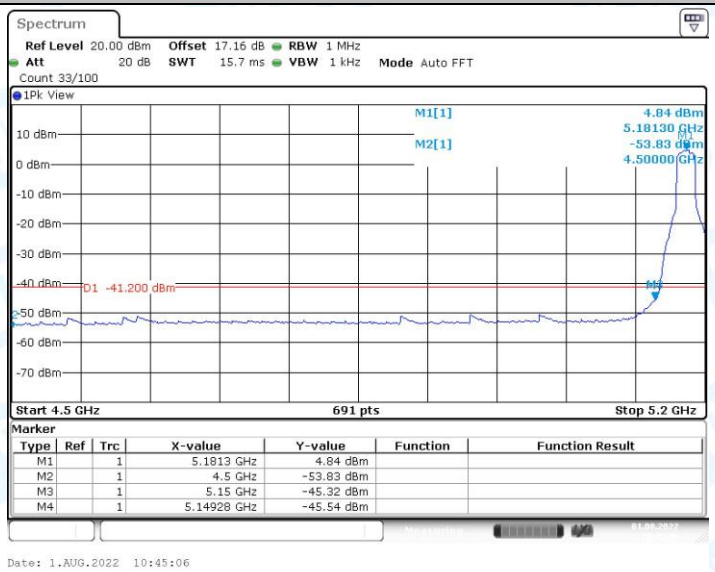

11N20SISO_Ant1_Low_5180_AV

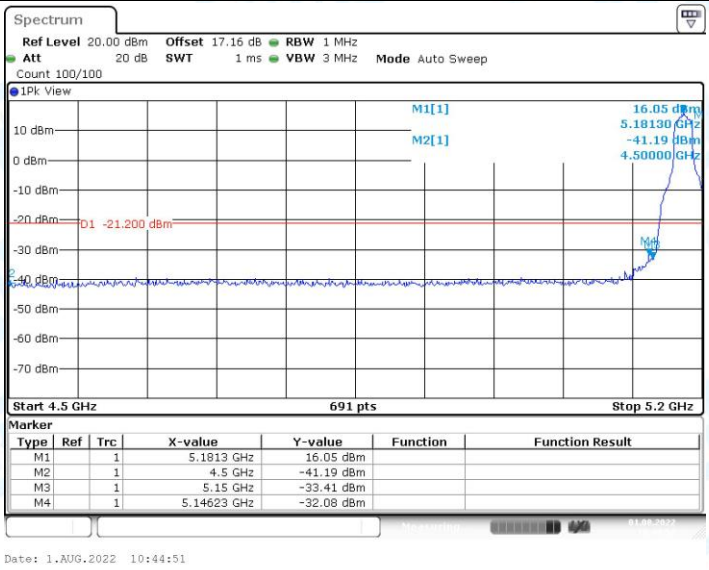

11N20SISO_Ant1_Low_5180_Peak

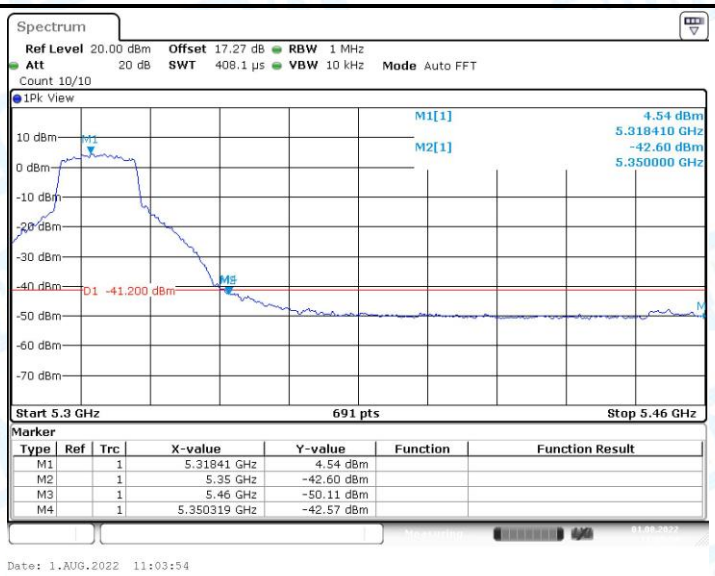

11N20SISO_Ant1_High_5320_AV

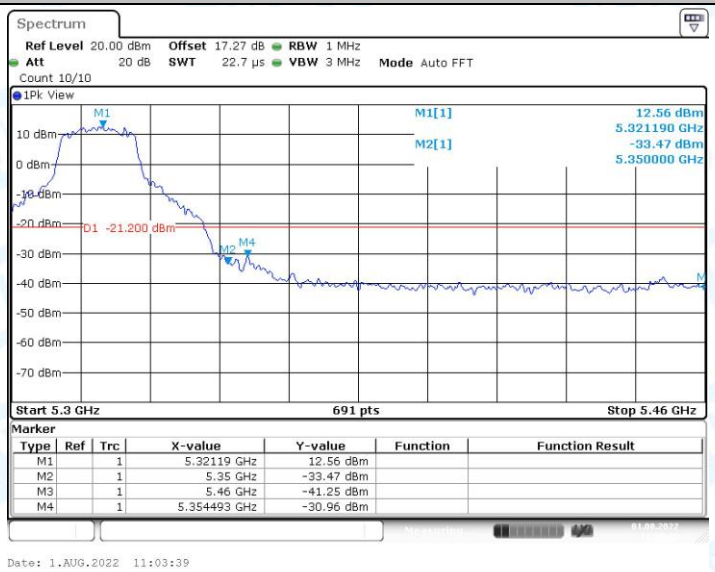

11N20SISO_Ant1_High_5320_Peak

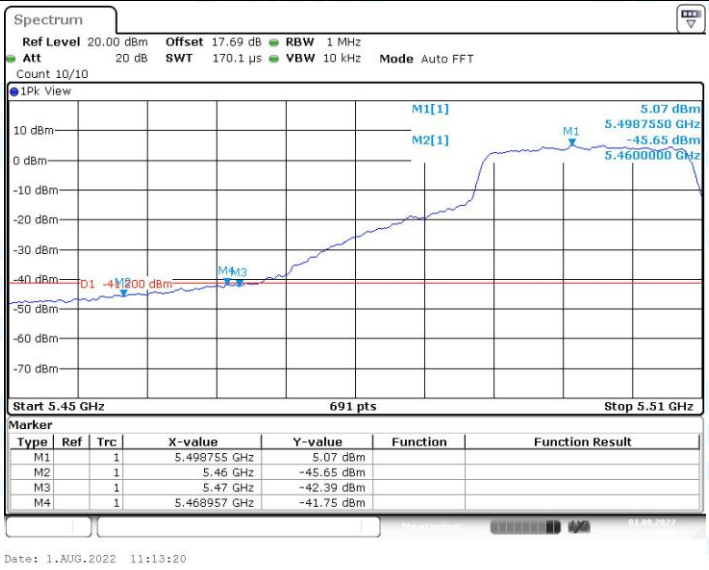

11N20SISO_Ant1_Low_5500_AV

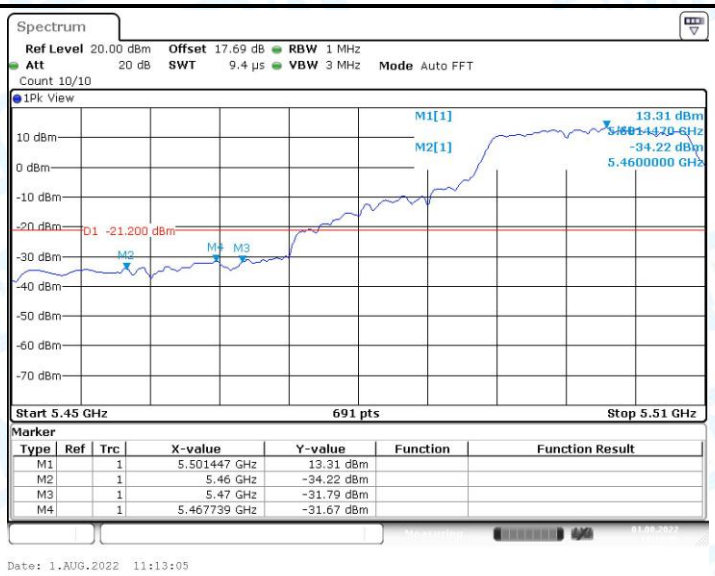

11N20SISO_Ant1_Low_5500_Peak

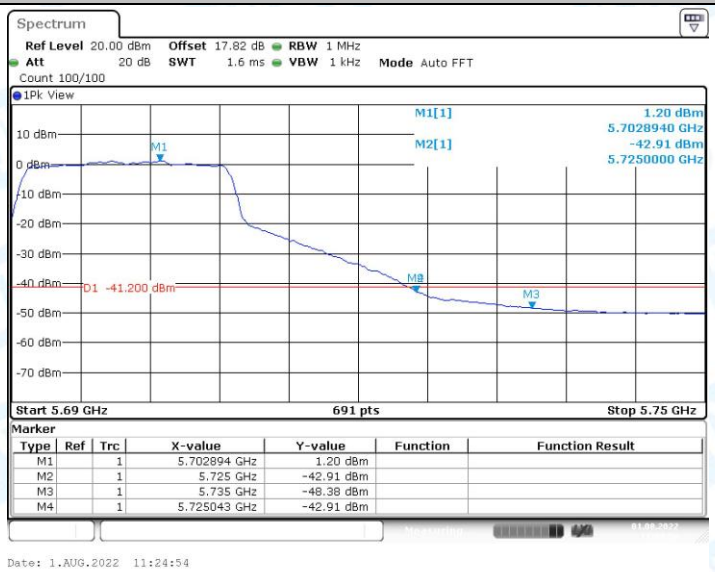

11N20SISO_Ant1_High_5700_AV

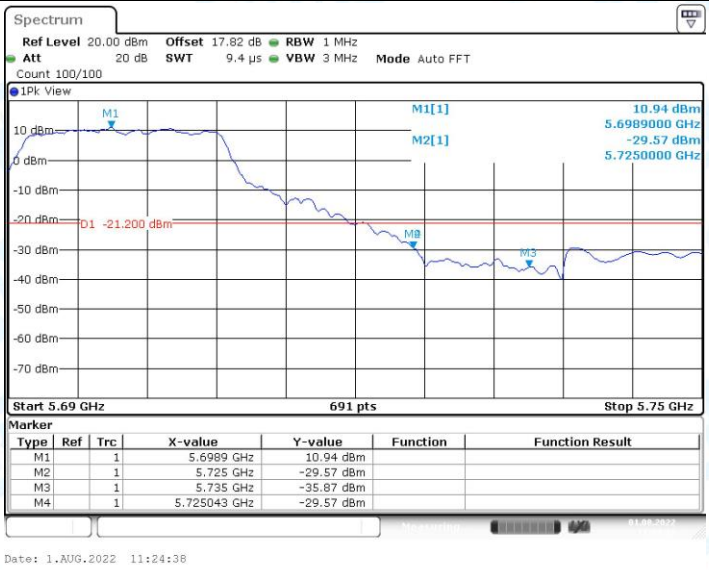

11N20SISO_Ant1_High_5700_Peak

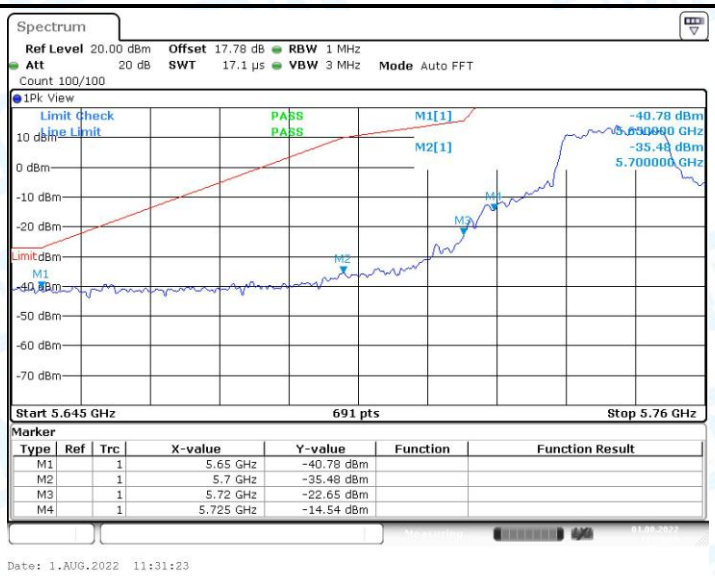

11N20SISO_Ant1_Low_5745_Peak

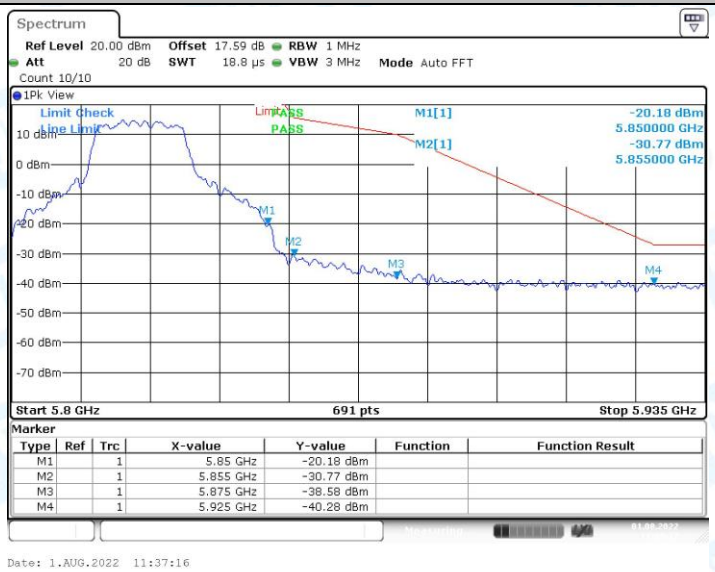

11N20SISO_Ant1_High_5825_Peak

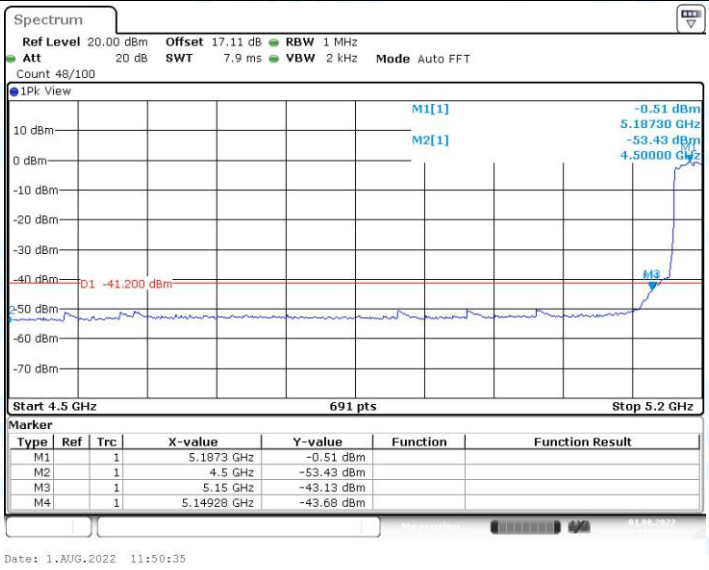

11N40SISO_Ant1_Low_5190_AV

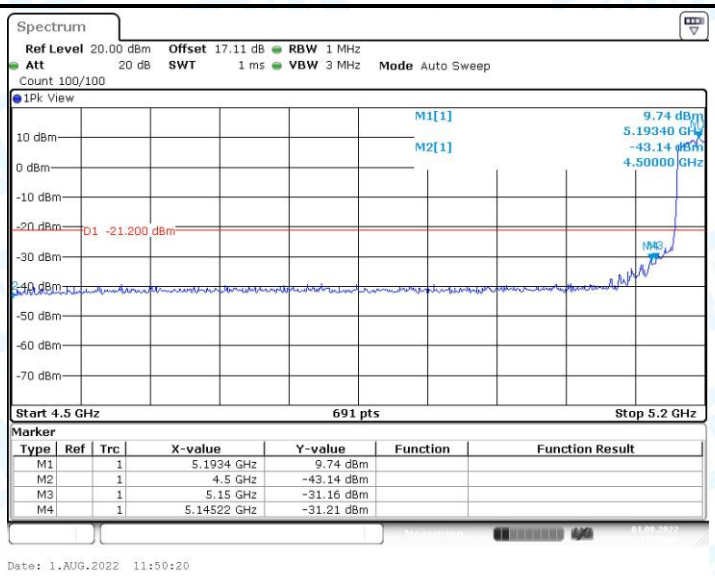

11N40SISO_Ant1_Low_5190_Peak

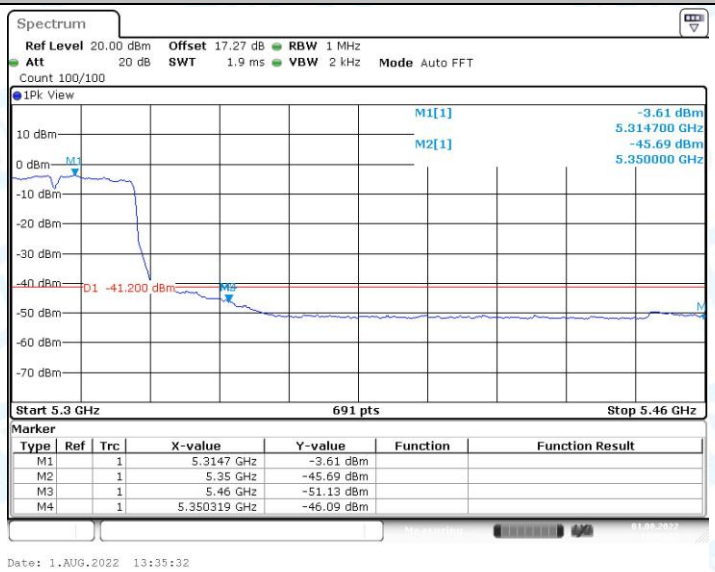

11N40SISO_Ant1_High_5310_AV

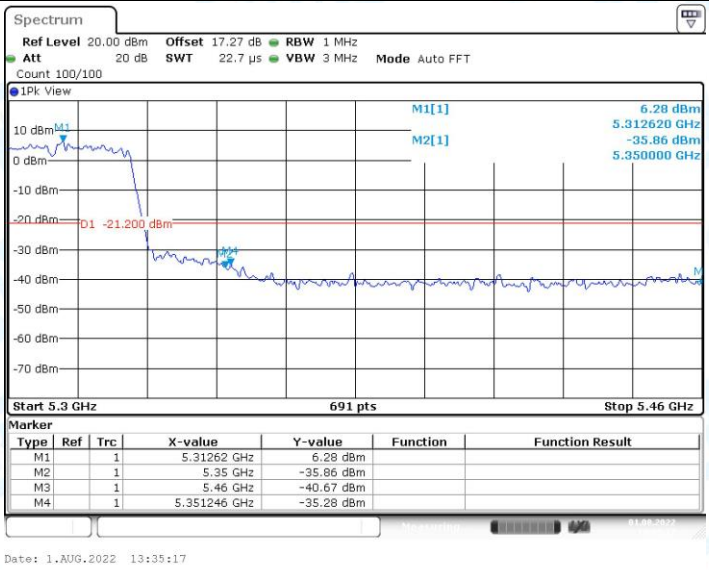

11N40SISO_Ant1_High_5310_Peak

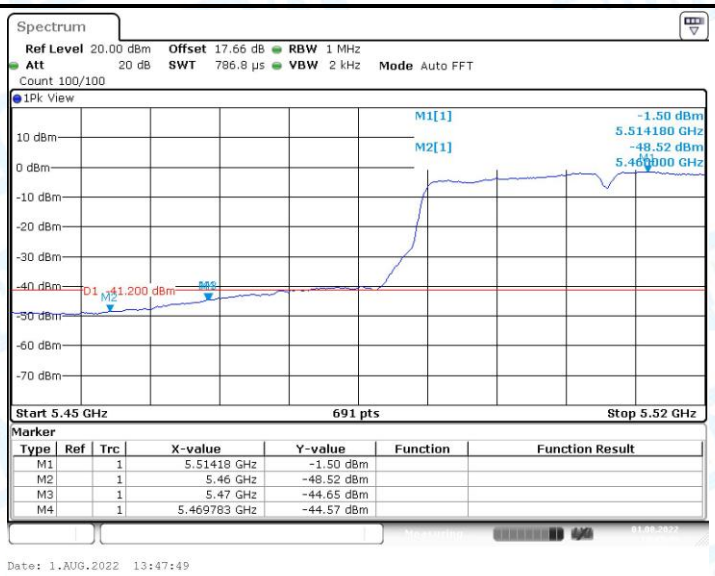

11N40SISO_Ant1_Low_5510_AV

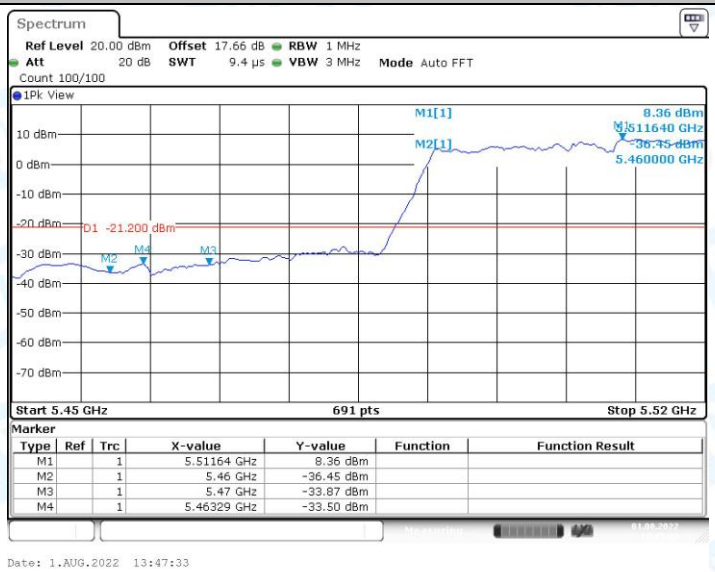

11N40SISO_Ant1_Low_5510_Peak

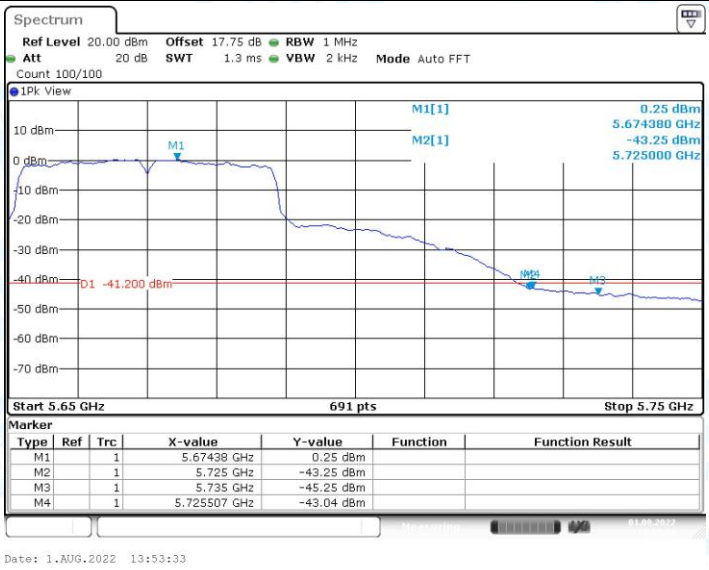

11N40SISO_Ant1_High_5670_AV

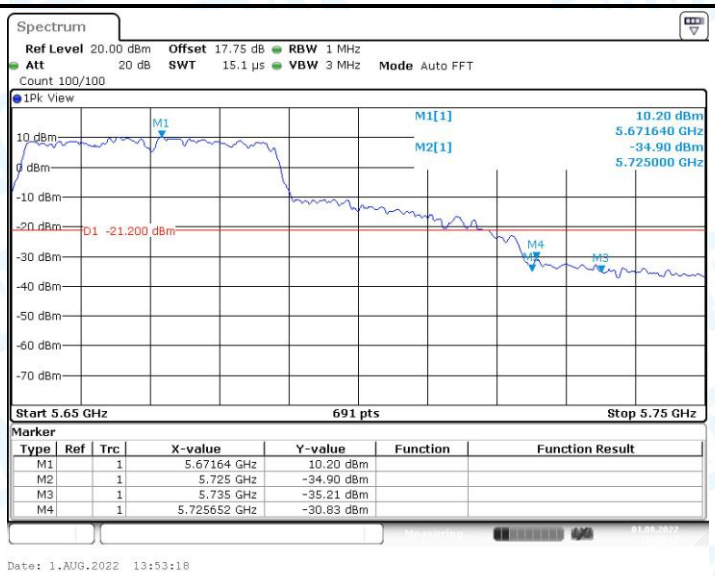

11N40SISO_Ant1_High_5670_Peak

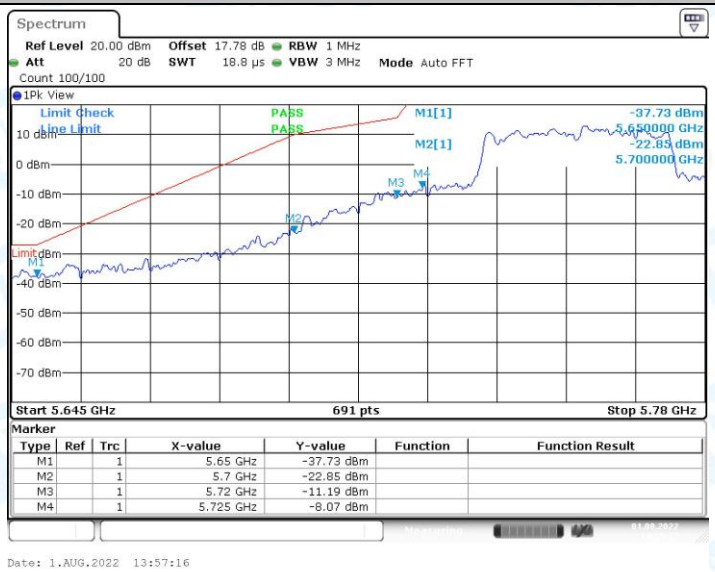

11N40SISO_Ant1_Low_5755_Peak

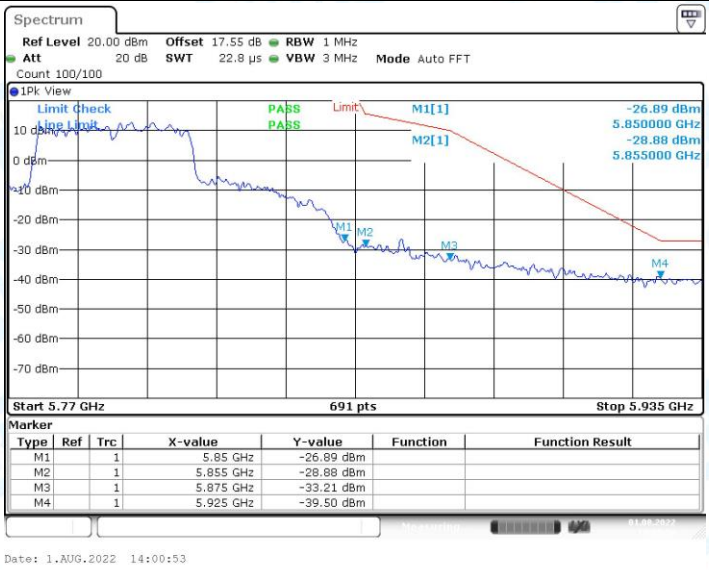

11N40SISO_Ant1_High_5795_Peak

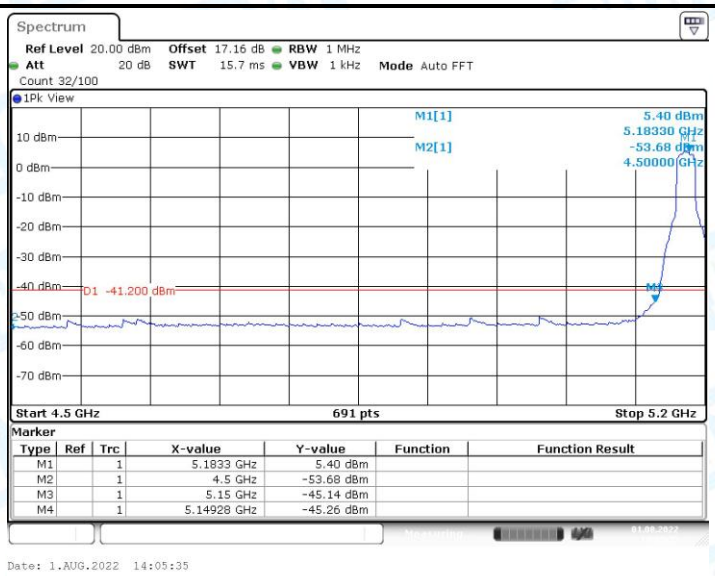

11AC20SISO_Ant1_Low_5180_AV

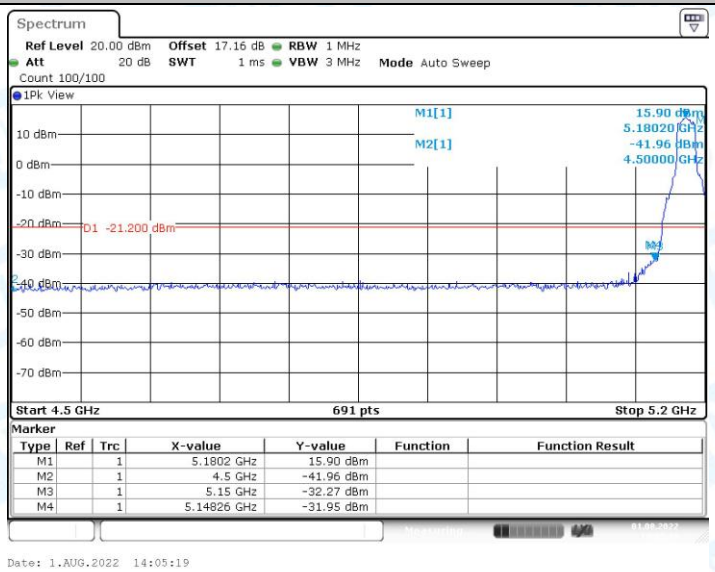

11AC20SISO_Ant1_Low_5180_Peak

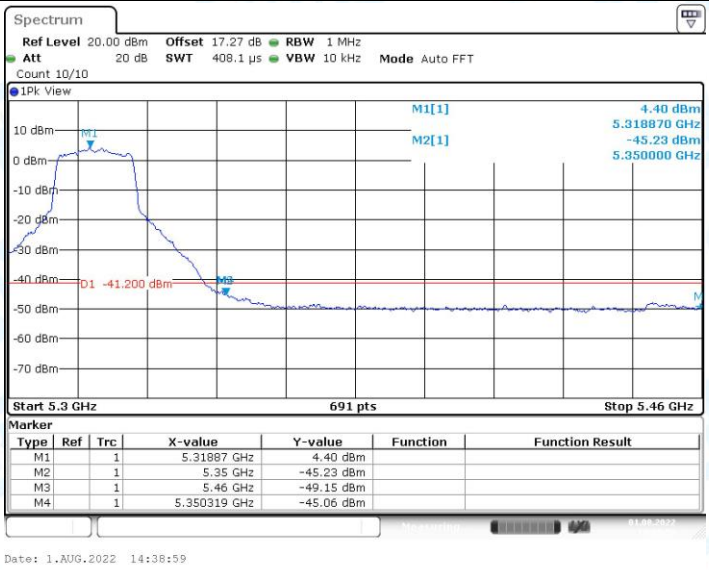

11AC20SISO_Ant1_High_5320_AV

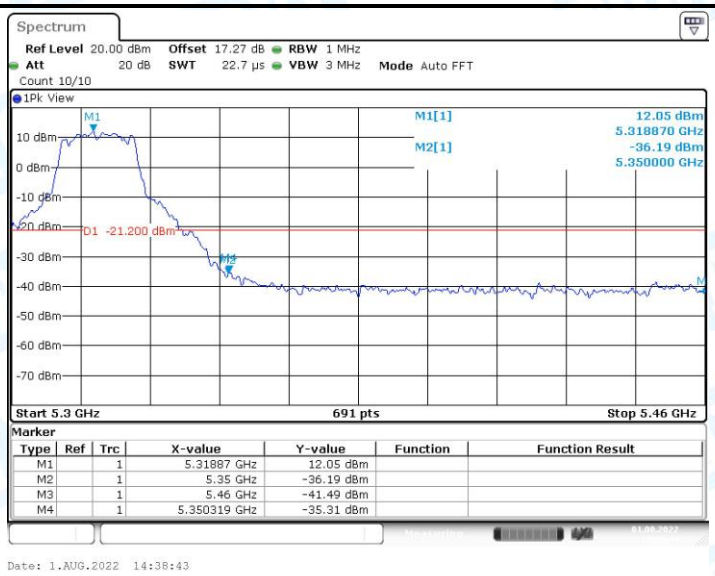

11AC20SISO_Ant1_High_5320_Peak

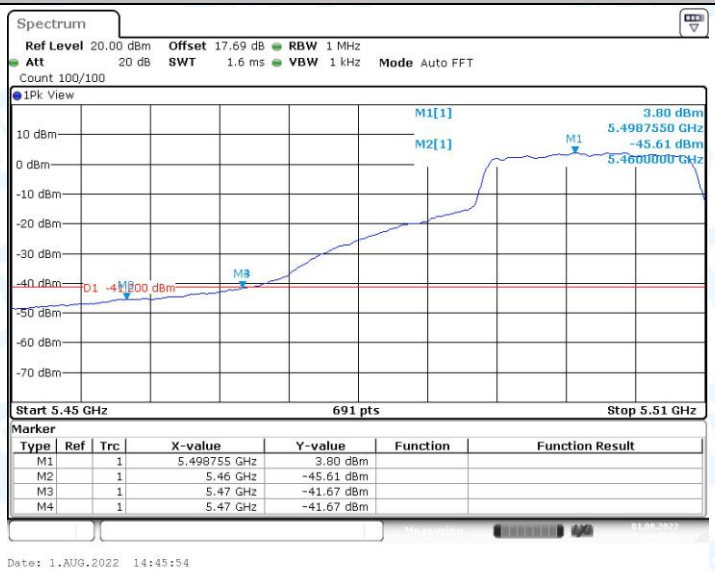

11AC20SISO_Ant1_Low_5500_AV

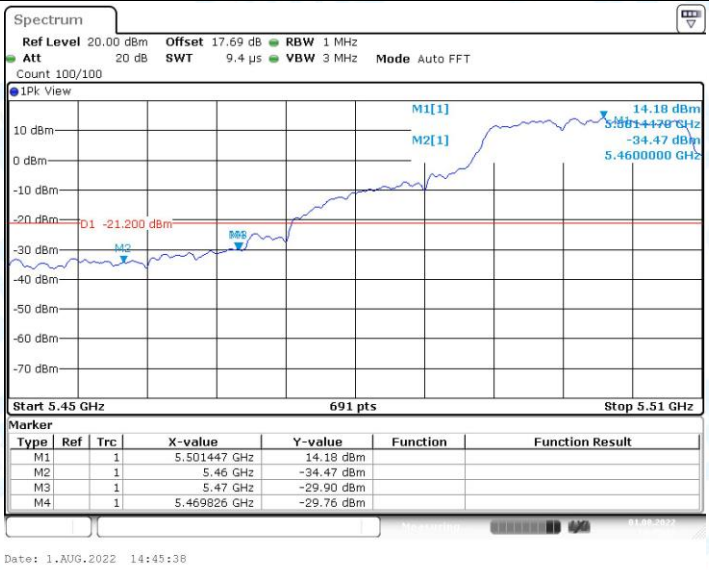

11AC20SISO_Ant1_Low_5500_Peak

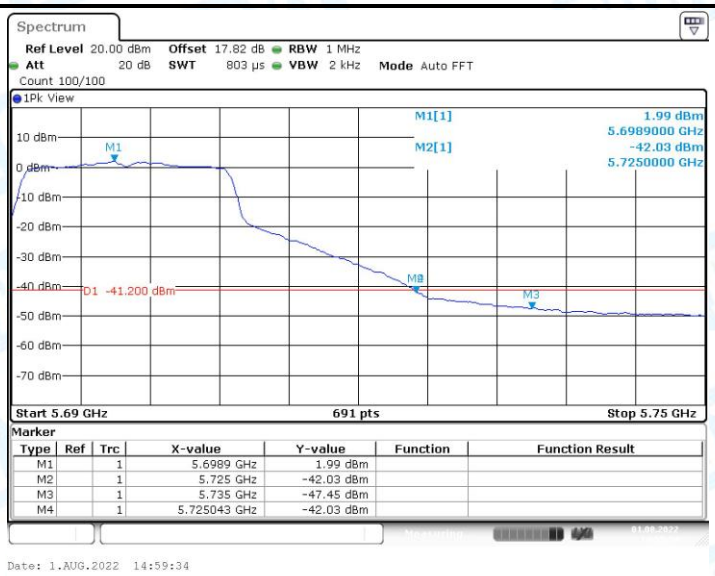

11AC20SISO_Ant1_High_5700_AV

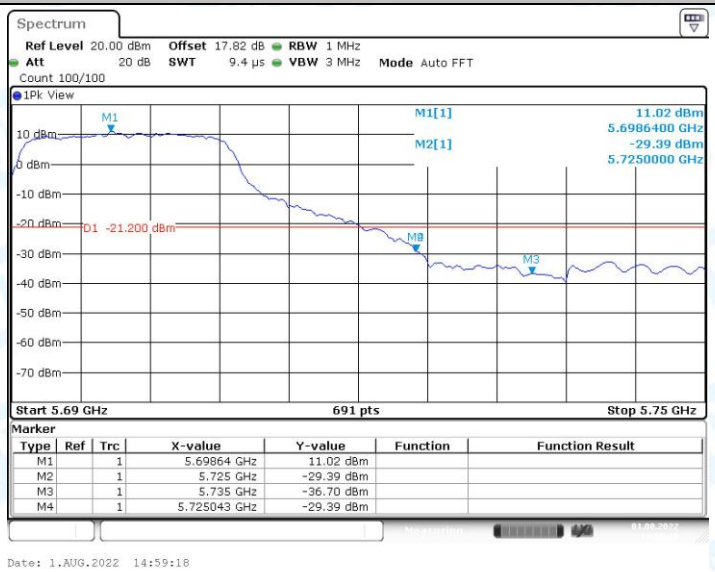

11AC20SISO_Ant1_High_5700_Peak

11AC20SISO_Ant1_Low_5745_Peak

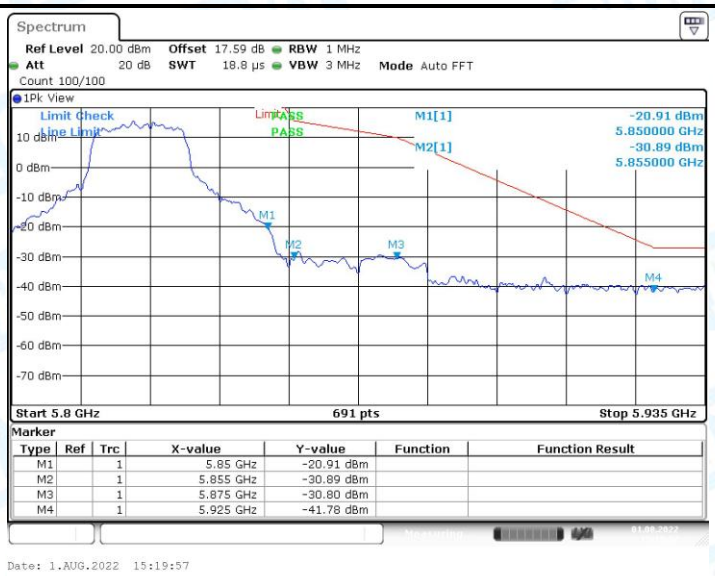

11AC20SISO_Ant1_High_5825_Peak

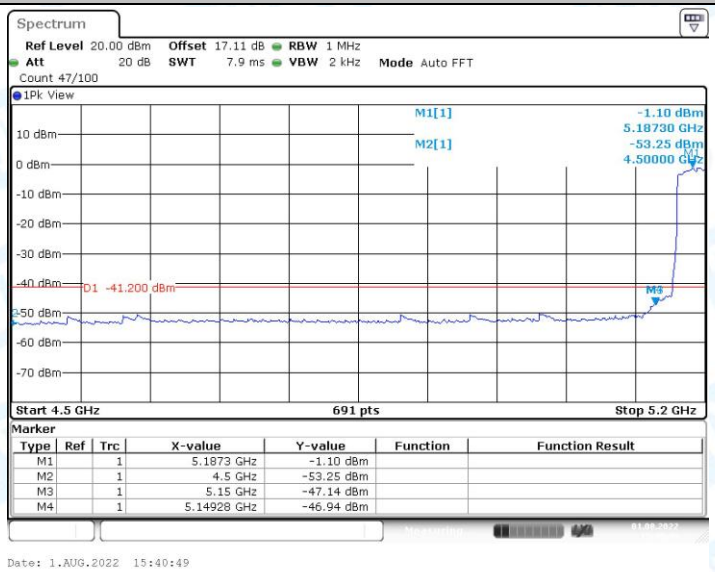

11AC40SISO_Ant1_Low_5190_AV

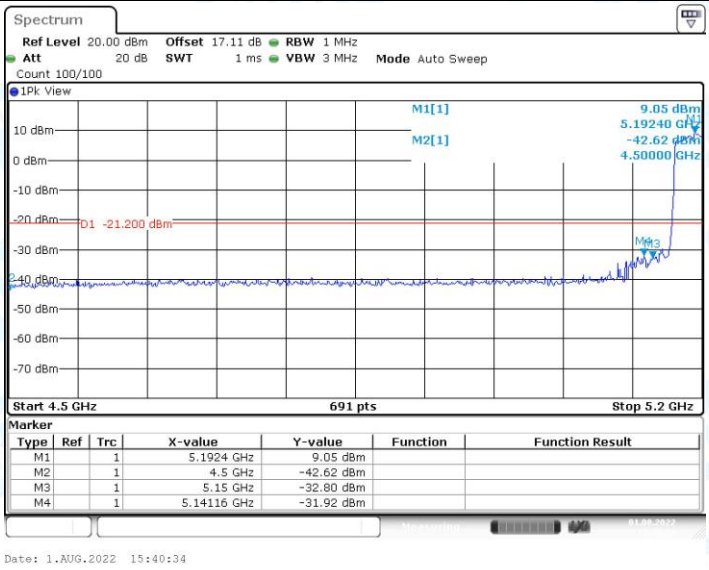

11AC40SISO_Ant1_Low_5190_Peak

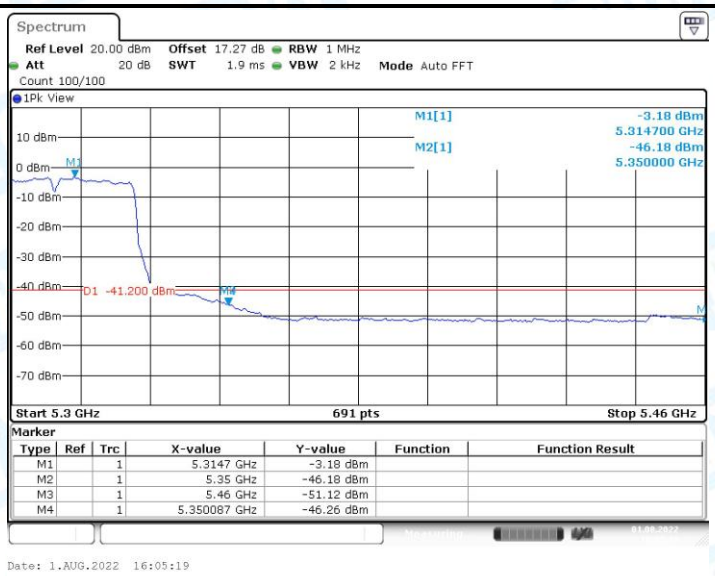

11AC40SISO_Ant1_High_5310_AV

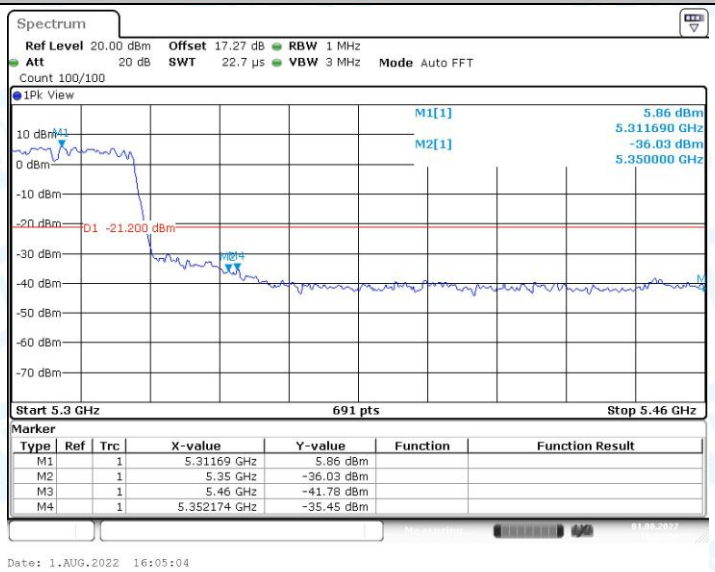

11AC40SISO_Ant1_High_5310_Peak

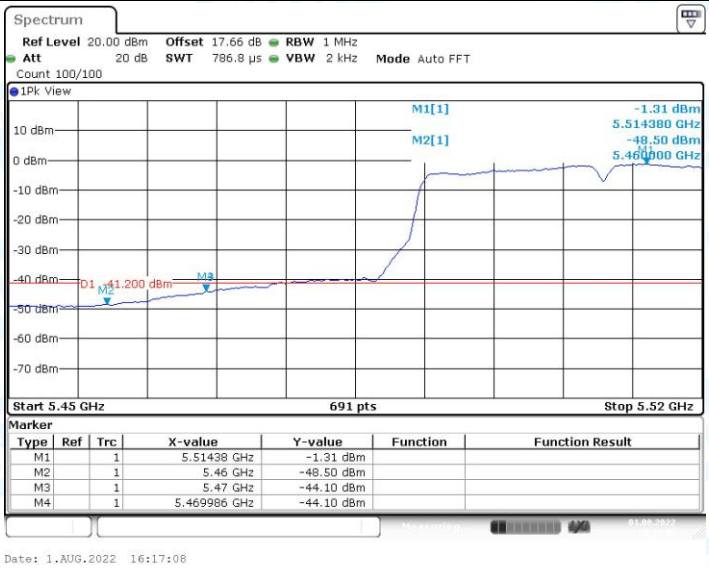

11AC40SISO_Ant1_Low_5510_AV

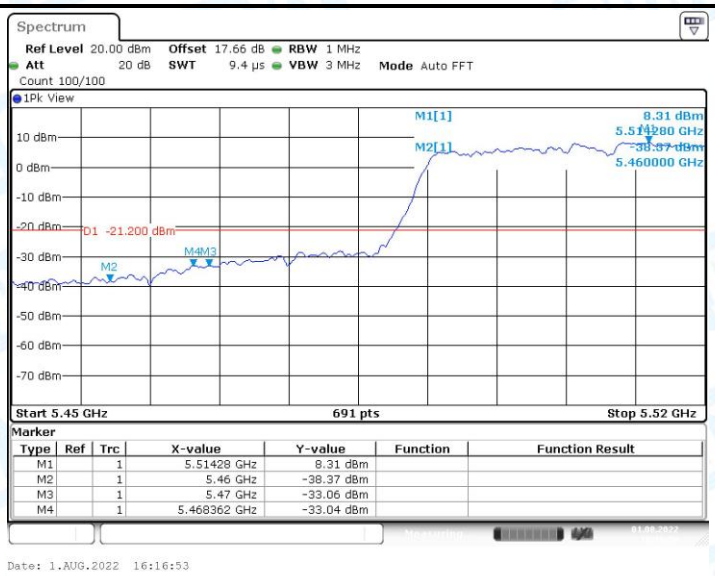

11AC40SISO_Ant1_Low_5510_Peak

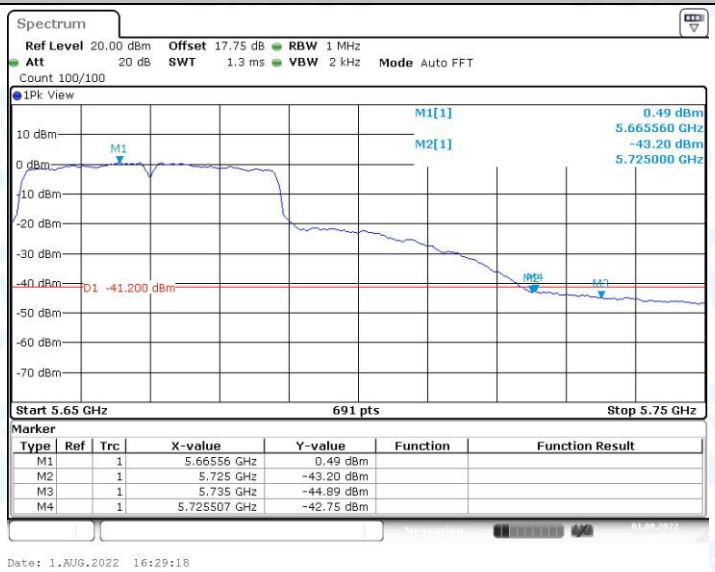

11AC40SISO_Ant1_High_5670_AV

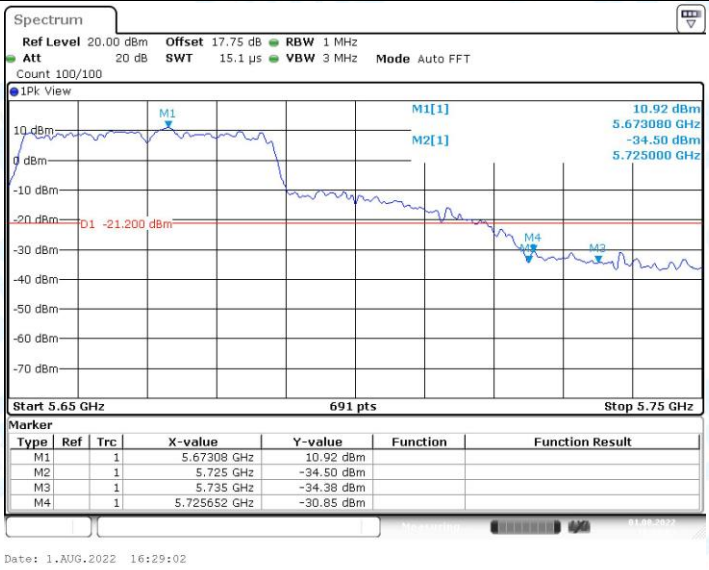

11AC40SISO_Ant1_High_5670_Peak

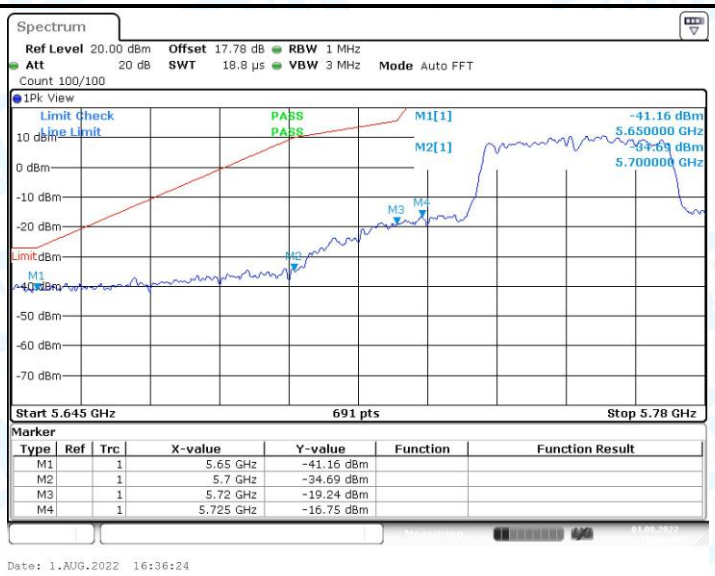

11AC40SISO_Ant1_Low_5755_Peak

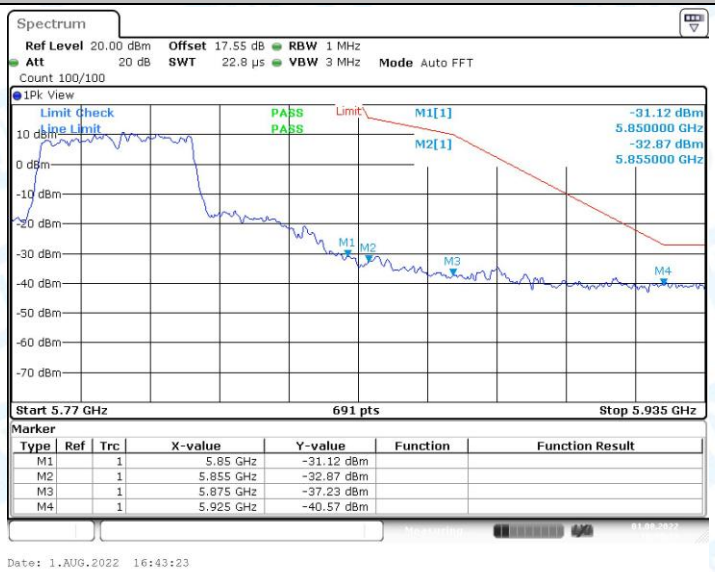

11AC40SISO_Ant1_High_5795_Peak

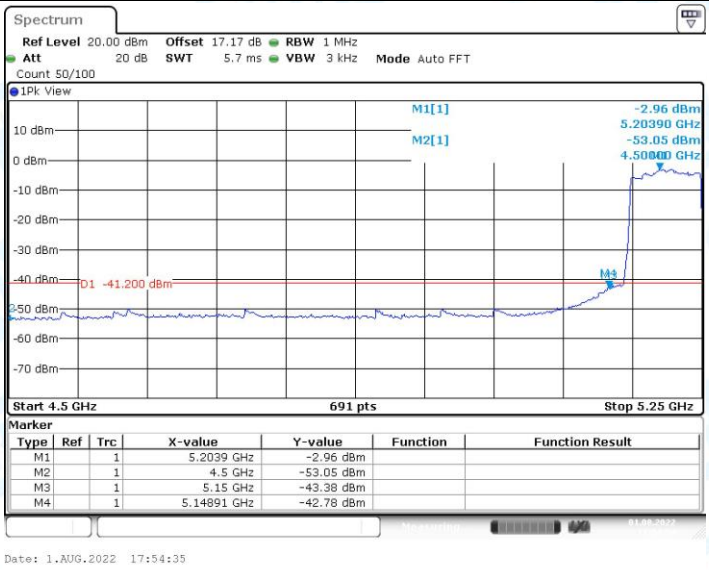

11AC80SISO_Ant1_Low_5210_AV