APPENDIX 3: Photographs of test setup

Conducted emission



Photo 1



Photo 2

Radiated emission



Photo 1



Photo 2

Worst Case Position

Below 30 MHz **Z-axis**
Above 30 MHz **Horizontal: Z-axis / Vertical: Z-axis**

X-axis



Y-axis



Z-axis



With/Without Tag

With Tag (FeliCa)



With Tag (ISO15693)



Without Tag (Worst)



End of Report