N48(15M)_DFT-s-OFDM_BPSK_Edge_1RB_Left_High_CH

N48(15M)_DFT-s-OFDM_QPSK_Edge_1RB_Left_High_CH

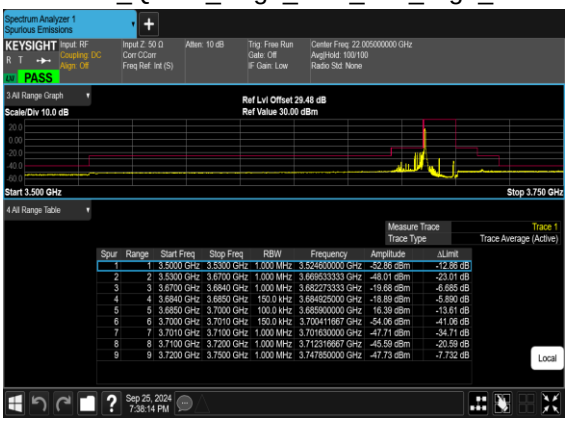

N48(15M)_DFT-s-OFDM_BPSK_Edge_1RB_Right_High_CH

N48(15M)_DFT-s-OFDM_QPSK_Edge_1RB_Right_High_CH

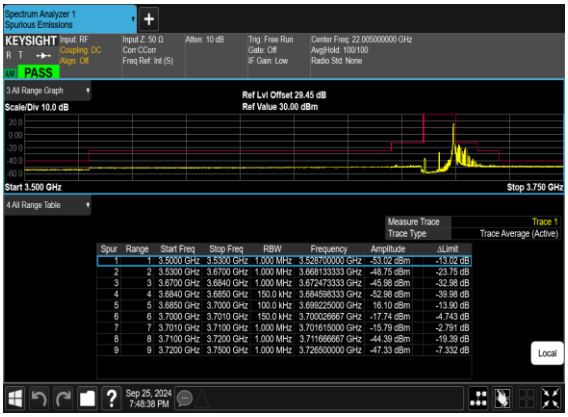

N48(15M)_DFT-s-OFDM_BPSK_Outer_Full_High_CH

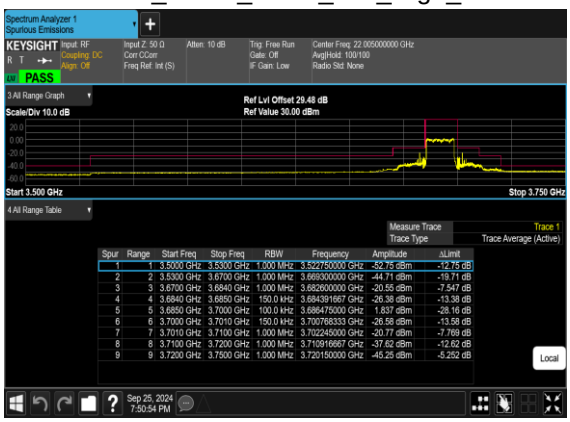

N48(15M)_DFT-s-OFDM_QPSK_Outer_Full_High_CH

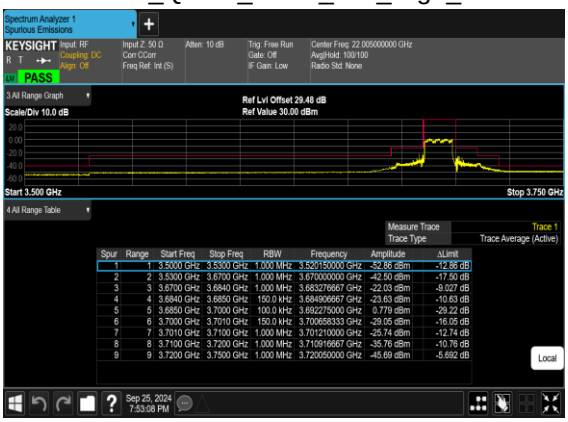

N48(15M)_DFT-s-OFDM_BPSK_Edge_1RB_Left_Low_CH

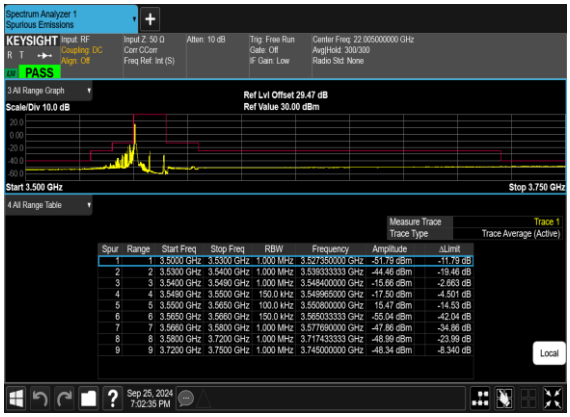

N48(15M)_DFT-s-OFDM_QPSK_Edge_1RB_Left_Low_CH

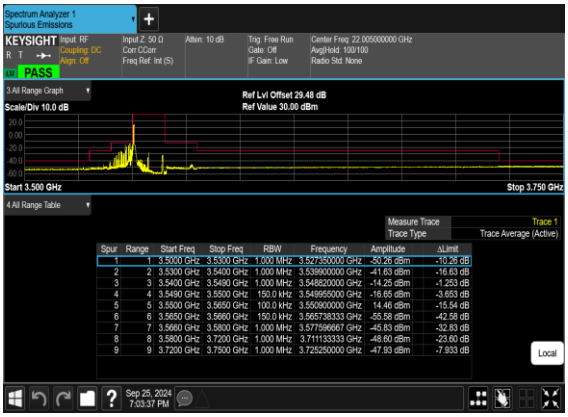

N48(15M)_DFT-s-OFDM_BPSK_Edge_1RB_Right_Low_CH

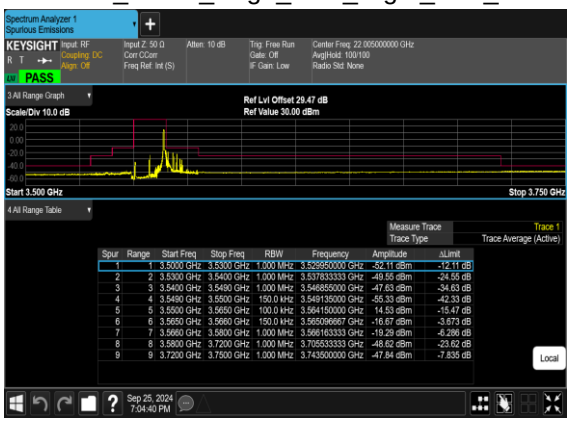

N48(15M)_DFT-s-OFDM_QPSK_Edge_1RB_Right_Low_CH

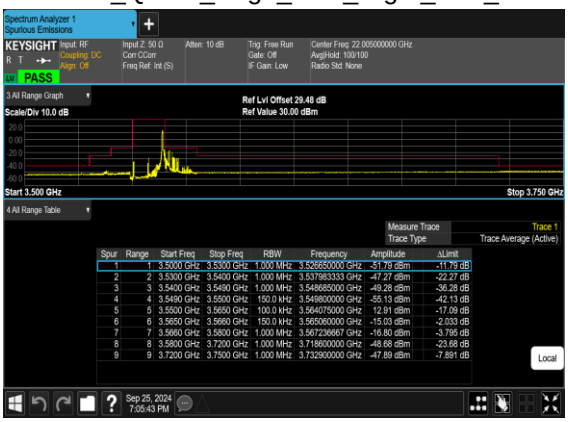

N48(15M)_DFT-s-OFDM_BPSK_Outer_Full_Low_CH

N48(15M)_DFT-s-OFDM_QPSK_Outer_Full_Low_CH

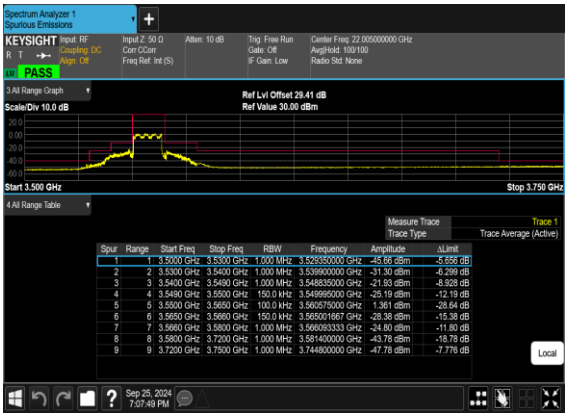

N48(15M)_DFT-s-OFDM_BPSK_Edge_1RB_Left_Mid_CH

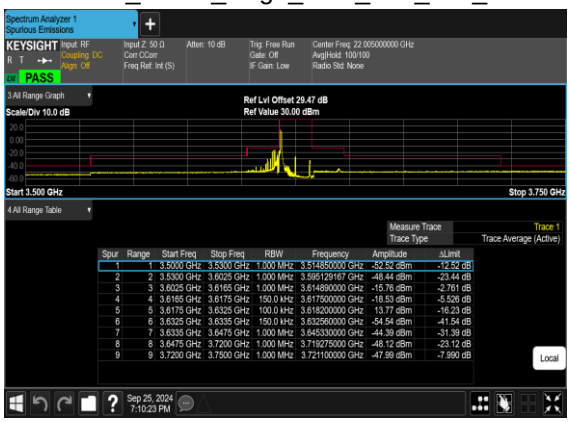

N48(15M)_DFT-s-OFDM_QPSK_Edge_1RB_Left_Mid_CH

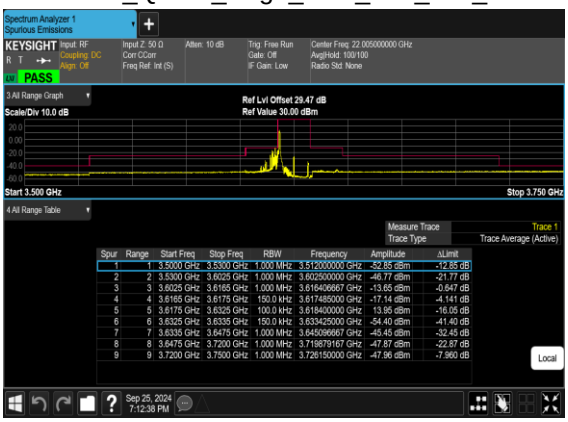

N48(15M)_DFT-s-OFDM_BPSK_Edge_1RB_Right_Mid_CH

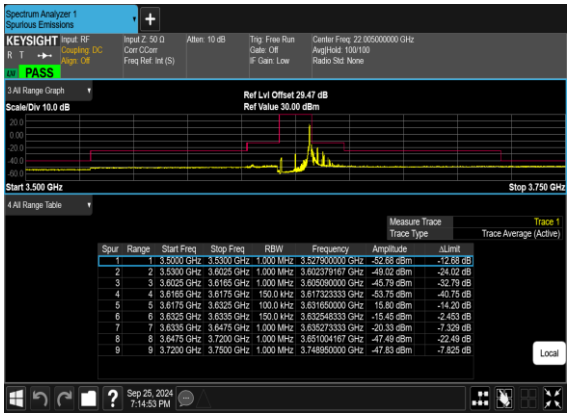

N48(15M)_DFT-s-OFDM_QPSK_Edge_1RB_Right_Mid_CH

N48(15M)_DFT-s-OFDM_BPSK_Outer_Full_Mid_CH

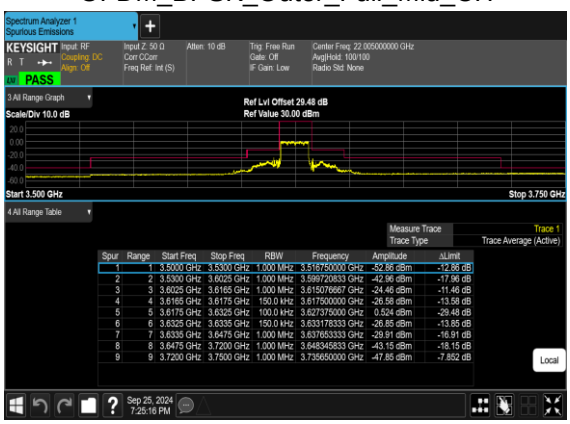

N48(15M)_DFT-s-OFDM_QPSK_Outer_Full_Mid_CH

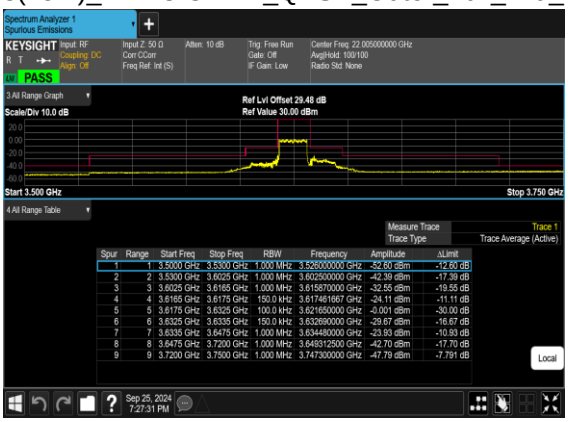

N48(15M)_DFT-s-OFDM_BPSK_Edge_1RB_Left_High_CH

N48(15M)_DFT-s-OFDM_QPSK_Edge_1RB_Left_High_CH

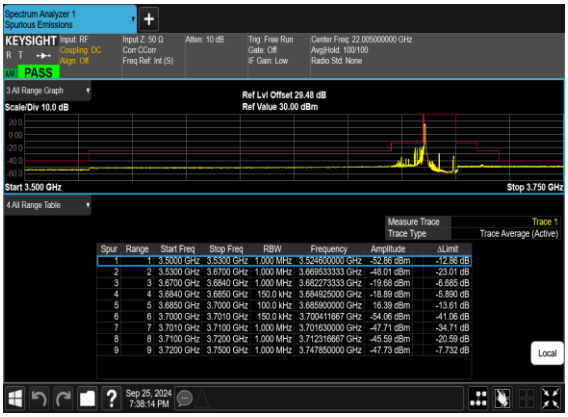

N48(15M)_DFT-s-OFDM_BPSK_Edge_1RB_Right_High_CH

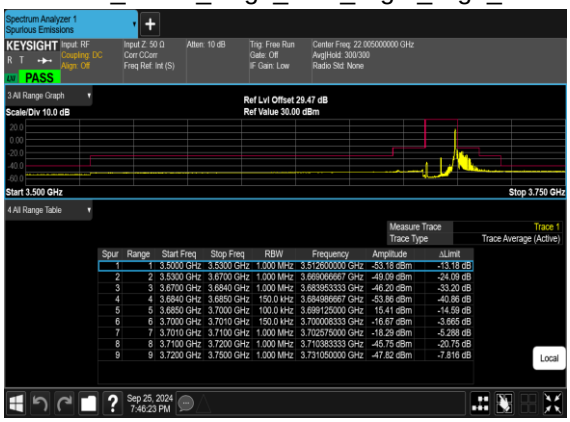

N48(15M)_DFT-s-OFDM_QPSK_Edge_1RB_Right_High_CH

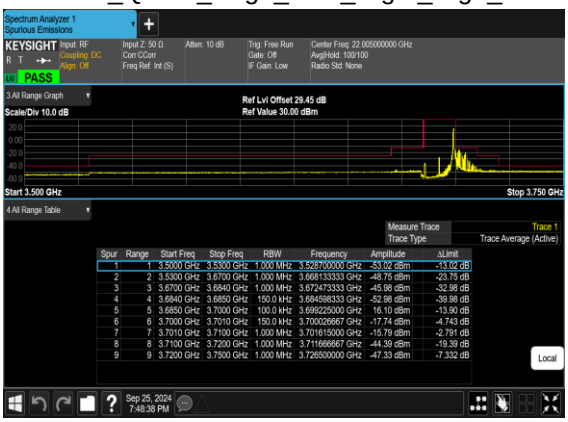

N48(15M)_DFT-s-OFDM_BPSK_Outer_Full_High_CH

N48(15M)_DFT-s-OFDM_QPSK_Outer_Full_High_CH

N48(20M)_DFT-s-OFDM_BPSK_Edge_1RB_Left_Low_CH

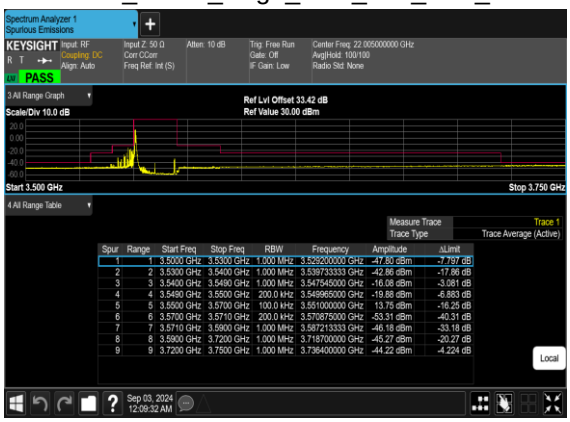

N48(20M)_DFT-s-OFDM_QPSK_Edge_1RB_Left_Low_CH

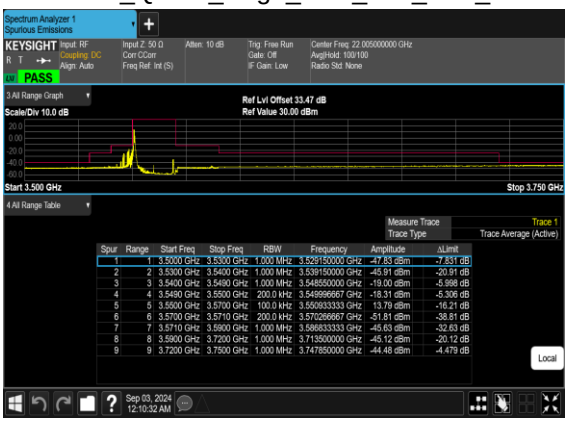

N48(20M)_DFT-s-OFDM_BPSK_Edge_1RB_Right_Low_CH

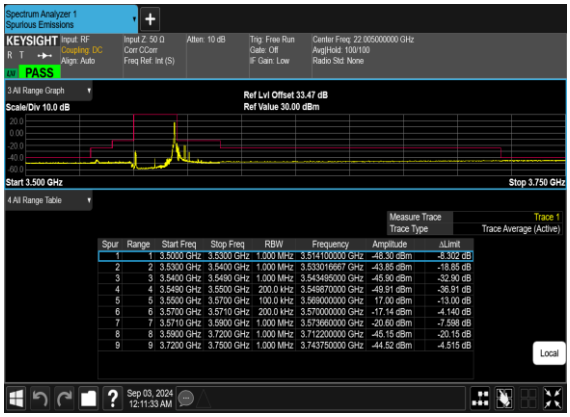

N48(20M)_DFT-s-OFDM_QPSK_Edge_1RB_Right_Low_CH

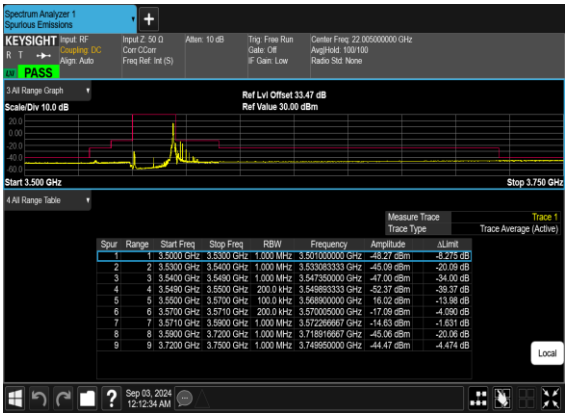

N48(20M)_DFT-s-OFDM_BPSK_Outer_Full_Low_CH

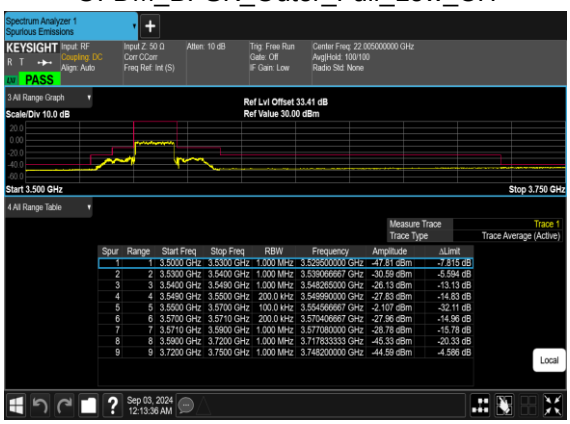

N48(20M)_DFT-s-OFDM_QPSK_Outer_Full_Low_CH

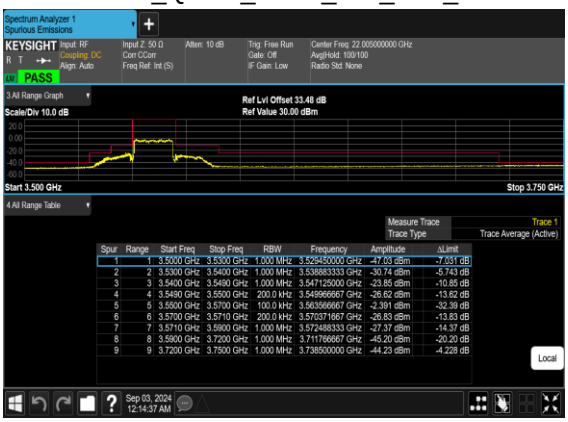

N48(20M)_DFT-s-OFDM_BPSK_Edge_1RB_Left_Mid_CH

N48(20M)_DFT-s-OFDM_QPSK_Edge_1RB_Left_Mid_CH

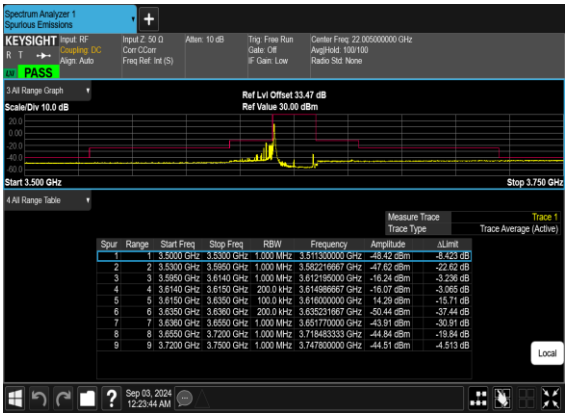

N48(20M)_DFT-s-OFDM_BPSK_Edge_1RB_Right_Mid_CH

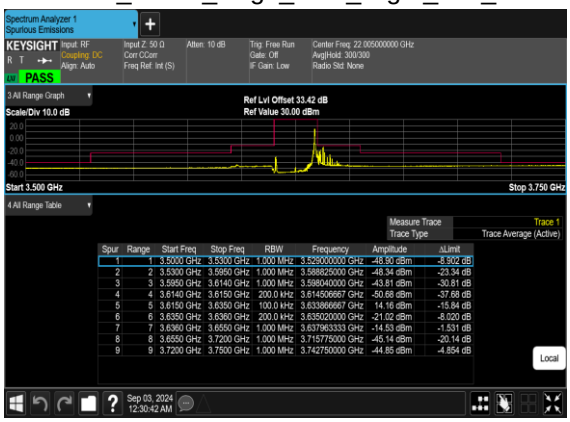

N48(20M)_DFT-s-OFDM_QPSK_Edge_1RB_Right_Mid_CH

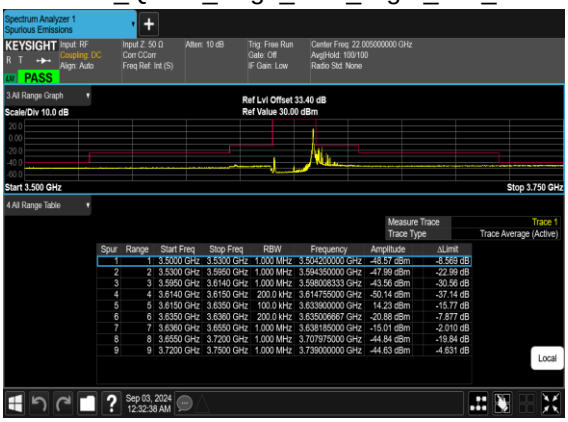

N48(20M)_DFT-s-OFDM_BPSK_Outer_Full_Mid_CH

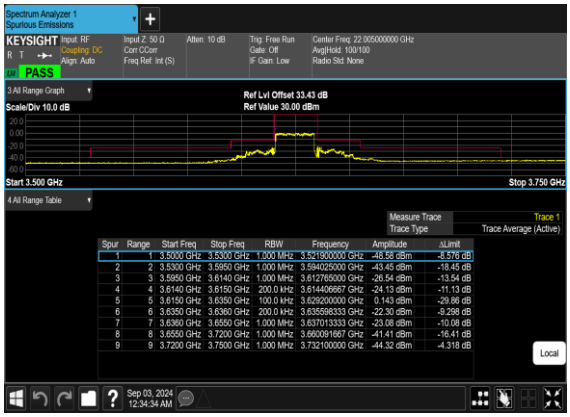

N48(20M)_DFT-s-OFDM_QPSK_Outer_Full_Mid_CH

N48(20M)_DFT-s-OFDM_BPSK_Edge_1RB_Left_High_CH

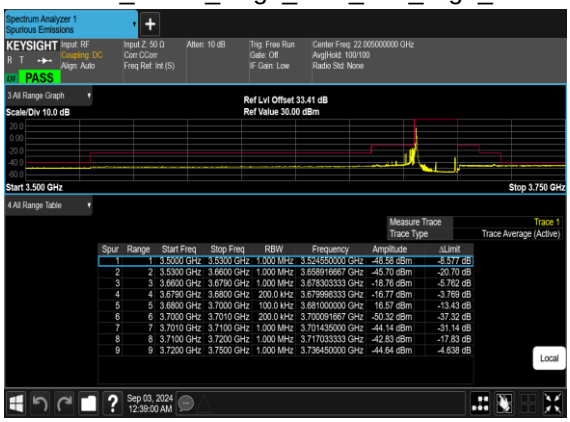

N48(20M)_DFT-s-OFDM_QPSK_Edge_1RB_Left_High_CH

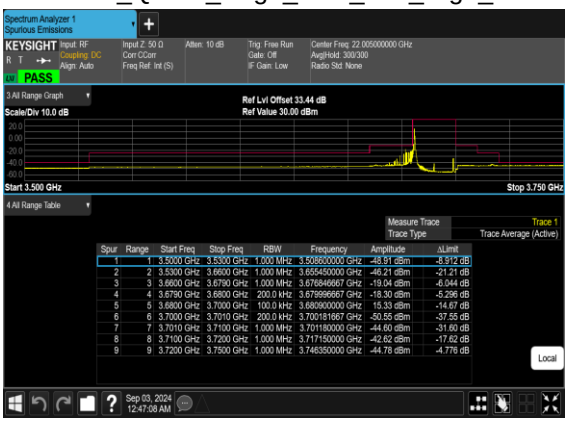

N48(20M)_DFT-s-OFDM_BPSK_Edge_1RB_Right_High_CH

N48(20M)_DFT-s-OFDM_QPSK_Edge_1RB_Right_High_CH

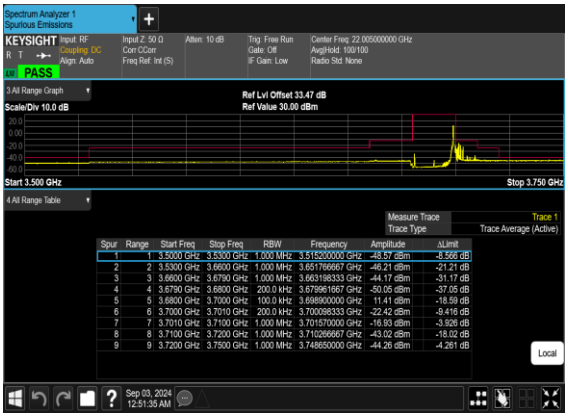

N48(20M)_DFT-s-OFDM_BPSK_Outer_Full_High_CH

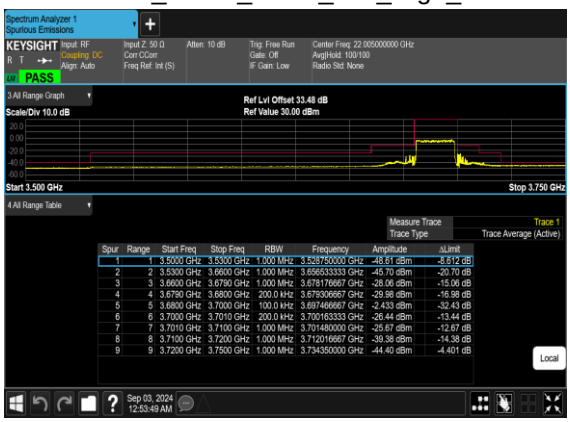

N48(20M)_DFT-s-OFDM_QPSK_Outer_Full_High_CH

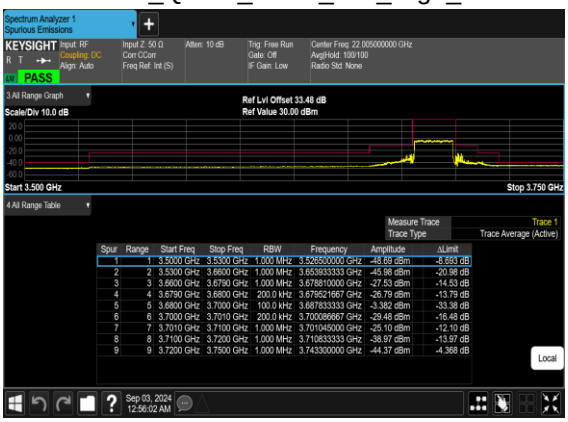

N48(40M)_DFT-s-OFDM_BPSK_Edge_1RB_Left_Low_CH

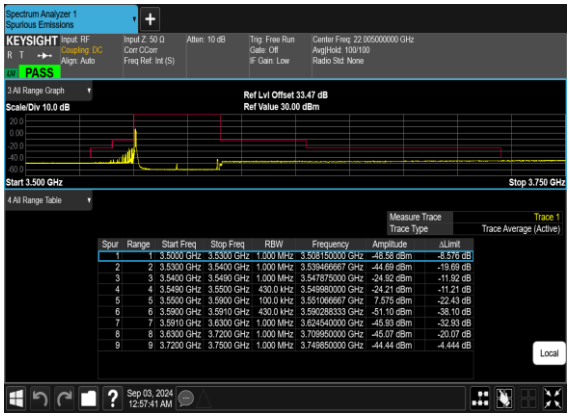

N48(40M)_DFT-s-OFDM_QPSK_Edge_1RB_Left_Low_CH

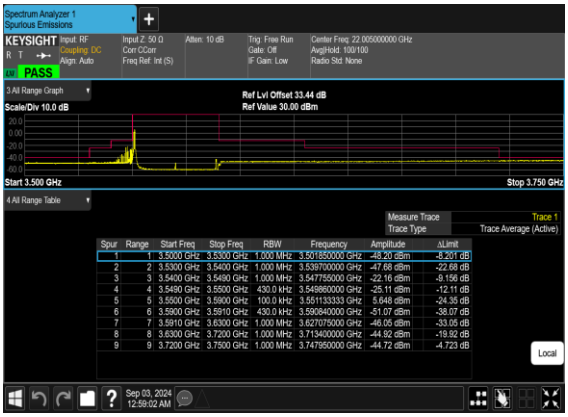

N48(40M)_DFT-s-OFDM_BPSK_Edge_1RB_Right_Low_CH

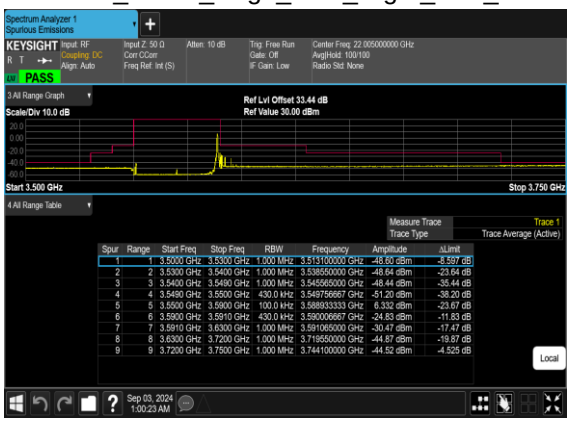

N48(40M)_DFT-s-OFDM_QPSK_Edge_1RB_Right_Low_CH

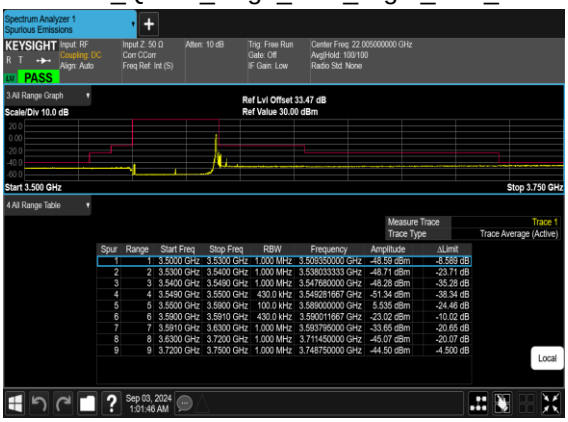

N48(40M)_DFT-s-OFDM_BPSK_Outer_Full_Low_CH

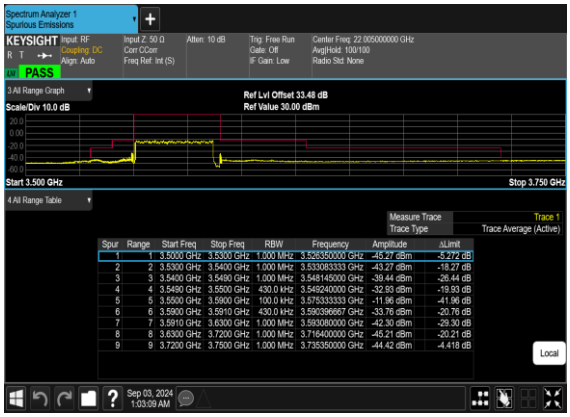

N48(40M)_DFT-s-OFDM_QPSK_Outer_Full_Low_CH

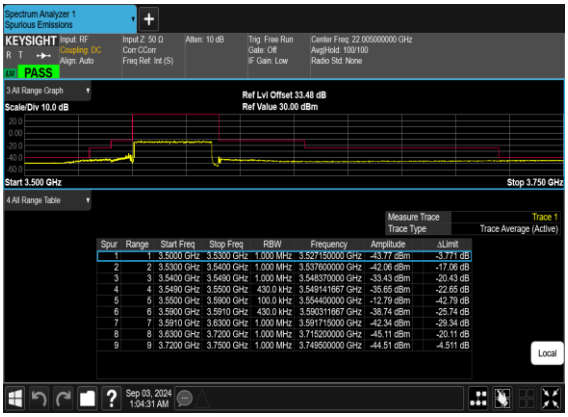

N48(40M)_DFT-s-OFDM_BPSK_Edge_1RB_Left_Mid_CH

N48(40M)_DFT-s-OFDM_QPSK_Edge_1RB_Left_Mid_CH

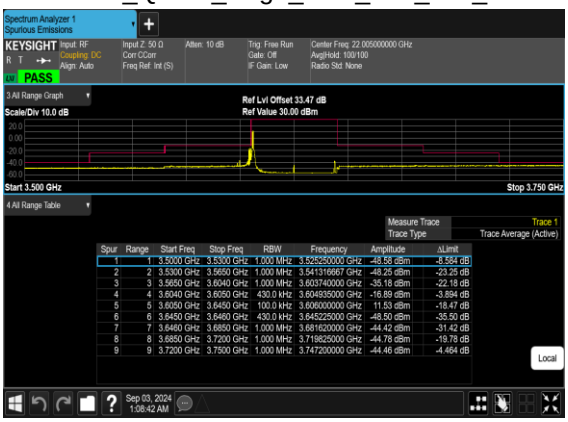

N48(40M)_DFT-s-OFDM_BPSK_Edge_1RB_Right_Mid_CH

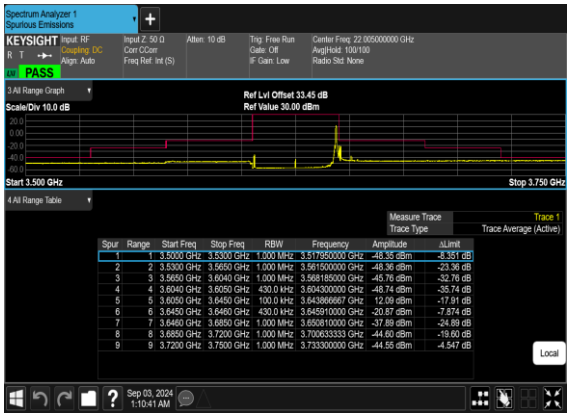

N48(40M)_DFT-s-OFDM_QPSK_Edge_1RB_Right_Mid_CH

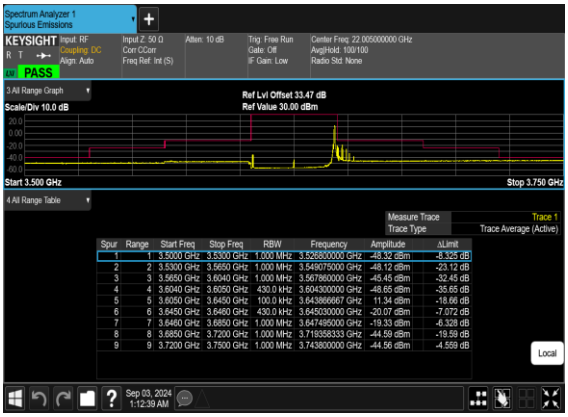

N48(40M)_DFT-s-OFDM_BPSK_Outer_Full_Mid_CH

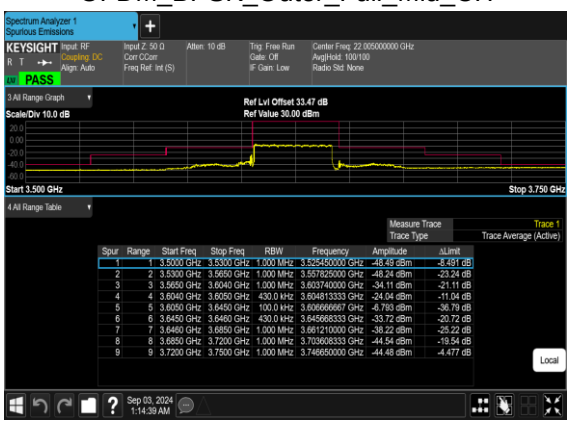

N48(40M)_DFT-s-OFDM_QPSK_Outer_Full_Mid_CH

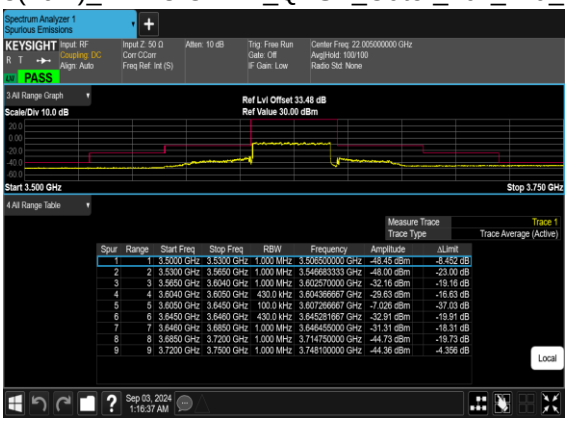

N48(40M)_DFT-s-OFDM_BPSK_Edge_1RB_Left_High_CH

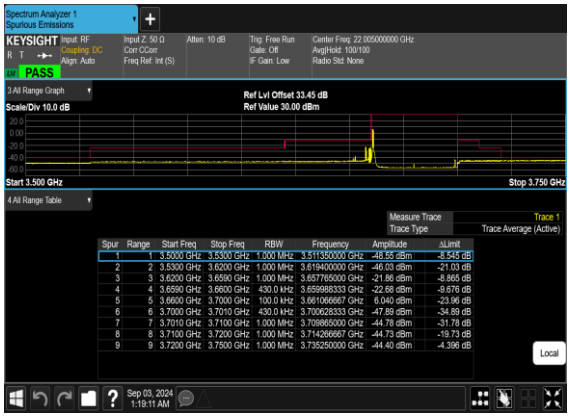

N48(40M)_DFT-s-OFDM_QPSK_Edge_1RB_Left_High_CH

N48(40M)_DFT-s-OFDM_BPSK_Edge_1RB_Right_High_CH

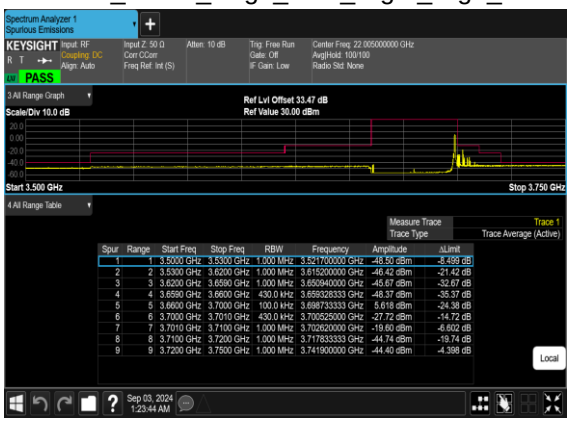

N48(40M)_DFT-s-OFDM_QPSK_Edge_1RB_Right_High_CH

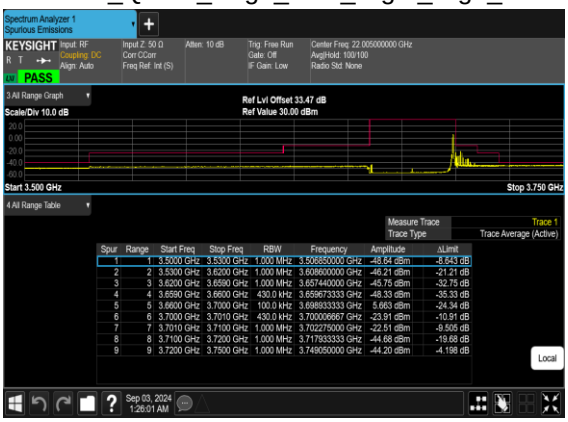

N48(40M)_DFT-s-OFDM_BPSK_Outer_Full_High_CH

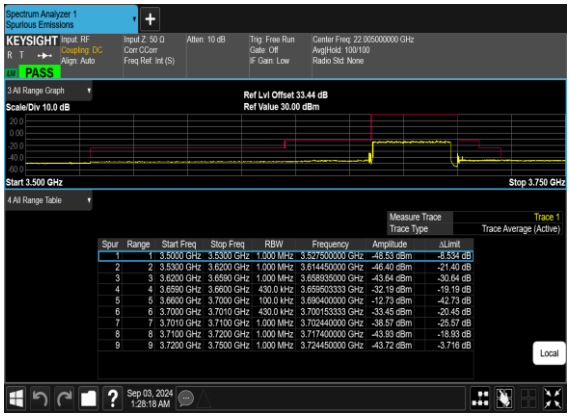

N48(40M)_DFT-s-OFDM_QPSK_Outer_Full_High_CH

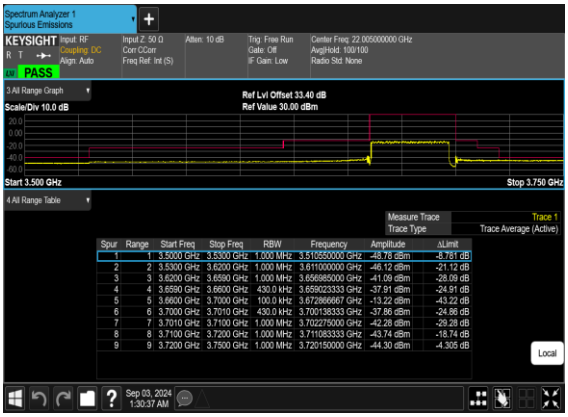

Appendix B. Test Results of Radiated Test

Radiated Spurious Emission

Test Engineer :	PingZhou Liang	Temperature :	22~25℃
		Relative Humidity :	48~52%

SA n48 / 40MHz / QPSK / ANT8									
Channel	Frequency (MHz)	EIRP (dBm)	Limit (dBm)	Over Limit (dB)	SPA Reading (dBm)	S.G. Power (dBm)	TX Cable loss (dB)	TX Antenna Gain (dBi)	Polarization (H/V)
Lowest	7103.20	-59.16	-40	-19.16	-58.22	-62.49	8.25	11.58	H
	10654.80	-56.31	-40	-16.31	-60.08	-57.86	10.45	12.00	H
	14206.40	-50.59	-40	-10.59	-59.29	-52.30	11.74	13.45	H
	7103.20	-58.95	-40	-18.95	-58.42	-62.28	8.25	11.58	V
	10654.80	-56.60	-40	-16.60	-59.91	-58.15	10.45	12.00	V
	14206.40	-51.30	-40	-11.30	-59.55	-53.01	11.74	13.45	V
Middle	7213.18	-59.91	-40	-19.91	-59.07	-63.21	8.30	11.60	H
	10819.77	-55.05	-40	-15.05	-59.52	-56.57	10.48	12.00	H
	14426.36	-49.13	-40	-9.13	-58.96	-50.83	11.80	13.50	H
	7213.18	-59.31	-40	-19.31	-58.84	-62.61	8.30	11.60	V
	10819.77	-55.24	-40	-15.24	-59.33	-56.76	10.48	12.00	V
	14426.36	-49.87	-40	-9.87	-59.13	-51.57	11.80	13.50	V
Highest	7323.16	-59.62	-40	-19.62	-58.78	-62.92	8.32	11.62	H
	10984.74	-54.96	-40	-14.96	-60.09	-56.64	10.52	12.20	H
	14646.32	-49.35	-40	-9.35	-59.56	-51.05	11.85	13.55	H
	7323.16	-59.46	-40	-19.46	-58.78	-62.76	8.32	11.62	V
	10984.74	-55.24	-40	-15.24	-60.07	-56.92	10.52	12.20	V
	14646.32	-49.87	-40	-9.87	-59.51	-51.57	11.85	13.55	V

Remark: Spurious emissions within 30-1000MHz were found more than 20dB below limit line.