Mode	12	
	Band Edge	
	2400-2483.5_802.11ax HE20_CH01_RU106/53_2412MHz	
ANT	CDD3+4	
Pol.	Vertical	Fundamental
Peak	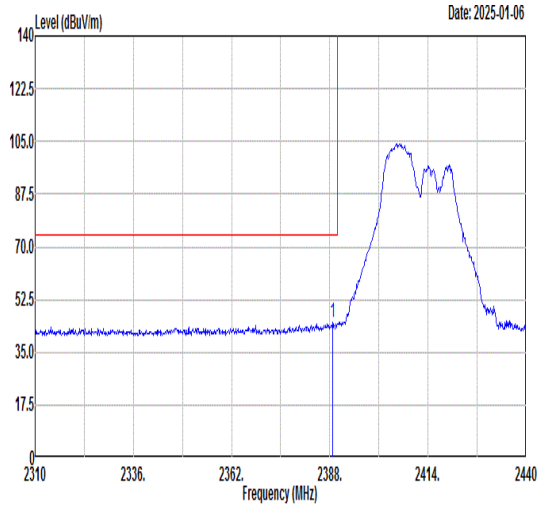 Freq Level Limit Line Margin (dB) Read Level Ant Factor Cable Loss Preamp Factor APos TPos Remark MHz dBuV/m dBuV/m dBuV dB/m dB dB cm deg 1 2388.78 44.93 74.00 -29.07 42.93 30.78 5.36 34.14 195 289 PEAK	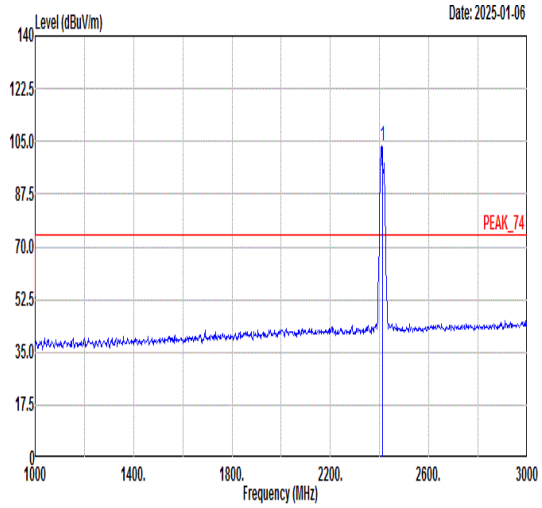 Freq Level Limit Line Margin (dB) Read Level Ant Factor Cable Loss Preamp Factor APos TPos Remark MHz dBuV/m dBuV/m dBuV dB/m dB dB cm deg 1 2412.00 103.36 ------ ------ 101.35 30.78 5.37 34.14 195 289 PEAK
Avg	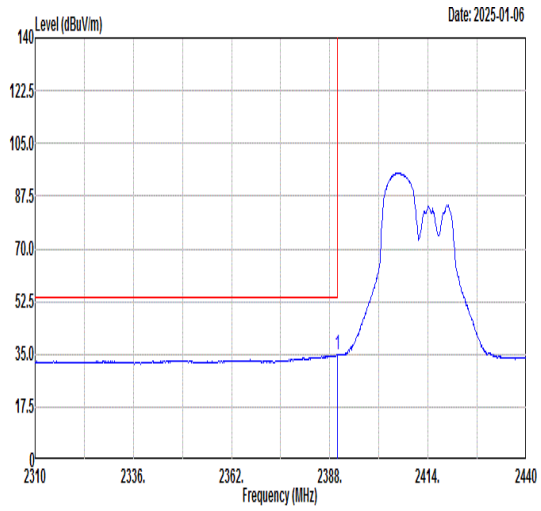 Freq Level Limit Line Margin (dB) Read Level Ant Factor Cable Loss Preamp Factor APos TPos Remark MHz dBuV/m dBuV/m dBuV dB/m dB dB cm deg 1 2389.95 34.71 54.00 -19.29 32.71 30.78 5.36 34.14 195 289 AVERAGE	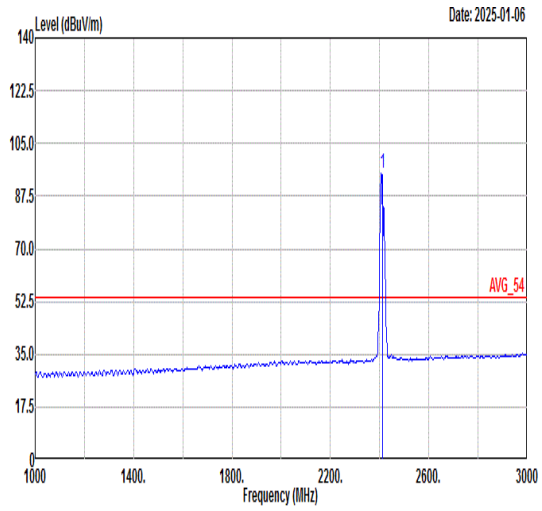 Freq Level Limit Line Margin (dB) Read Level Ant Factor Cable Loss Preamp Factor APos TPos Remark MHz dBuV/m dBuV/m dBuV dB/m dB dB cm deg 1 2412.00 94.87 ------ ------ 92.86 30.78 5.37 34.14 195 289 AVERAGE

Mode	13	
	Band Edge	
	2400-2483.5_802.11ax HE20_CH11_RU26/8_2462MHz	
ANT	CDD3+4	
Pol.	Horizontal	Fundamental
Peak	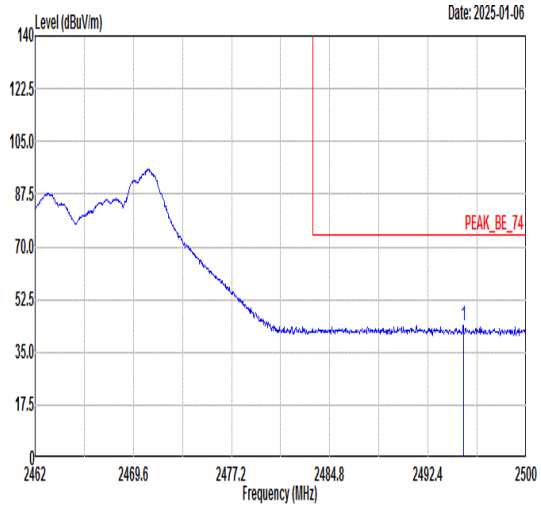 Freq Level Limit Line Margin (dB) Read Level Ant Factor Cable Loss Preamp Factor APos TPos Remark MHz dBuV/m dBuV/m dBuV dB/m dB dB cm deg 1 2495.14 43.82 74.00 -30.18 41.65 30.80 5.47 34.10 300 0 PEAK	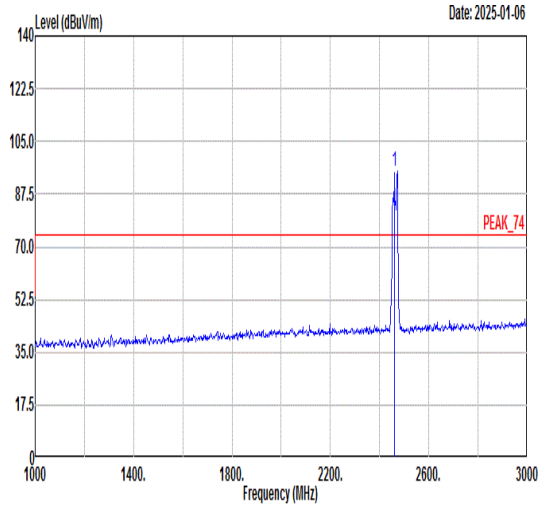 Freq Level Limit Line Margin (dB) Read Level Ant Factor Cable Loss Preamp Factor APos TPos Remark MHz dBuV/m dBuV/m dBuV dB/m dB dB cm deg 1 2462.00 94.93 ------ ------ 92.80 30.79 5.45 34.11 300 0 PEAK
Avg	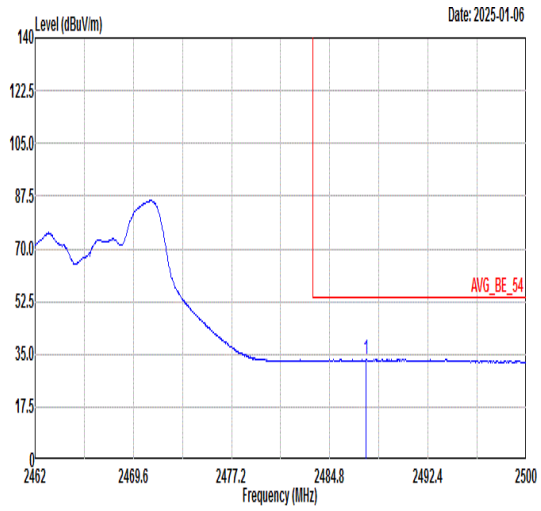 Freq Level Limit Line Margin (dB) Read Level Ant Factor Cable Loss Preamp Factor APos TPos Remark MHz dBuV/m dBuV/m dBuV dB/m dB dB cm deg 1 2487.61 33.27 54.00 -20.73 31.11 30.80 5.46 34.10 300 0 AVERAGE	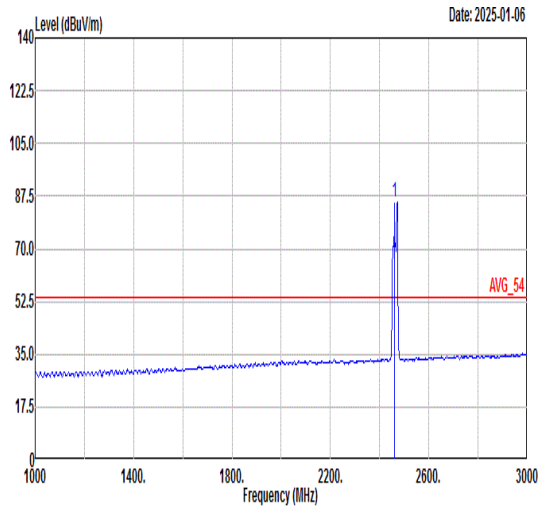 Freq Level Limit Line Margin (dB) Read Level Ant Factor Cable Loss Preamp Factor APos TPos Remark MHz dBuV/m dBuV/m dBuV dB/m dB dB cm deg 1 2462.00 85.57 ------ ------ 83.44 30.79 5.45 34.11 300 0 AVERAGE

Mode	13	
	Band Edge	
	2400-2483.5_802.11ax HE20_CH11_RU26/8_2462MHz	
ANT	CDD3+4	
Pol.	Vertical	Fundamental
Peak	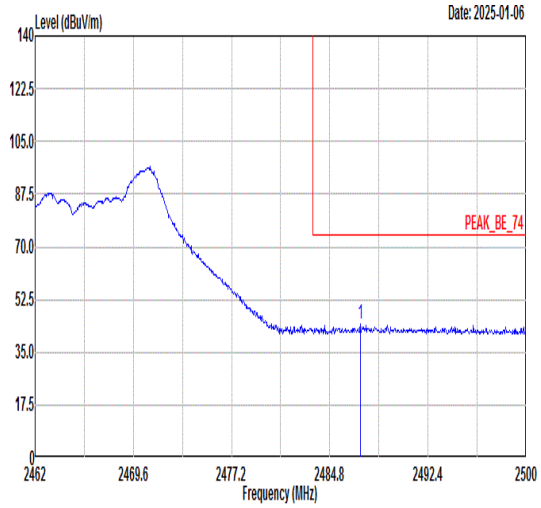 Freq Level Limit Line Margin (dB) Read Level Ant Factor Cable Loss Preamp Factor APos TPos Remark MHz dBuV/m dBuV/m dBuV dB/m dB dB cm deg 1 2487.16 44.16 74.00 -29.84 42.01 30.80 5.46 34.11 176 87 PEAK	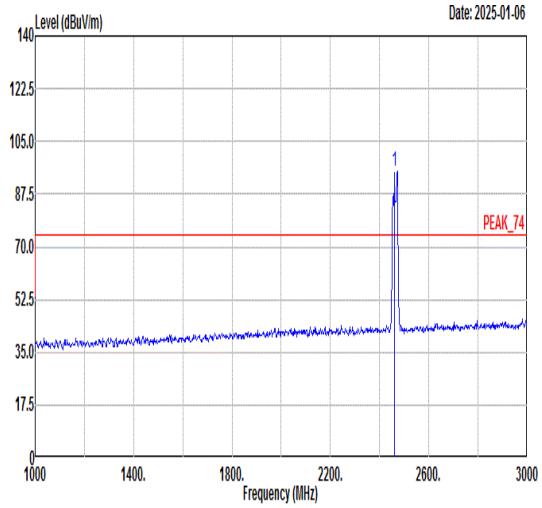 Freq Level Limit Line Margin (dB) Read Level Ant Factor Cable Loss Preamp Factor APos TPos Remark MHz dBuV/m dBuV/m dBuV dB/m dB dB cm deg 1 2462.00 94.90 ------ ------ 92.77 30.79 5.45 34.11 176 87 PEAK
Avg	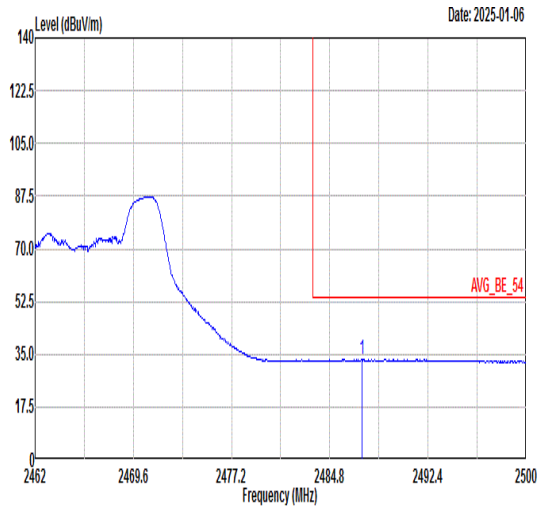 Freq Level Limit Line Margin (dB) Read Level Ant Factor Cable Loss Preamp Factor APos TPos Remark MHz dBuV/m dBuV/m dBuV dB/m dB dB cm deg 1 2487.31 33.28 54.00 -20.72 31.13 30.80 5.46 34.11 176 87 AVERAGE	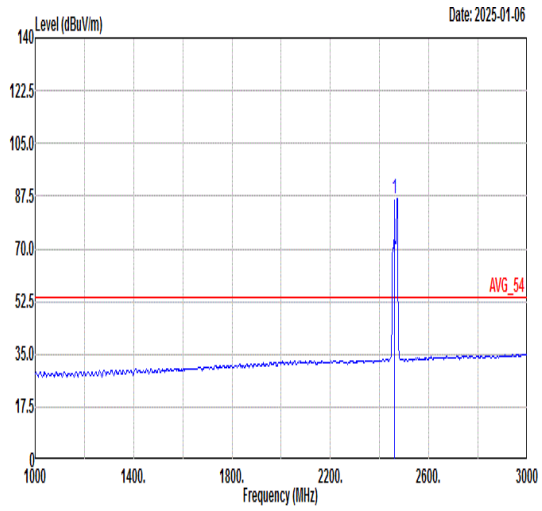 Freq Level Limit Line Margin (dB) Read Level Ant Factor Cable Loss Preamp Factor APos TPos Remark MHz dBuV/m dBuV/m dBuV dB/m dB dB cm deg 1 2462.00 86.86 ------ ------ 84.74 30.79 5.44 34.11 176 87 AVERAGE

Mode	14	
	Band Edge	
	2400-2483.5_802.11ax HE20_CH11_RU52/40_2462MHz	
ANT	CDD3+4	
Pol.	Horizontal	Fundamental
Peak	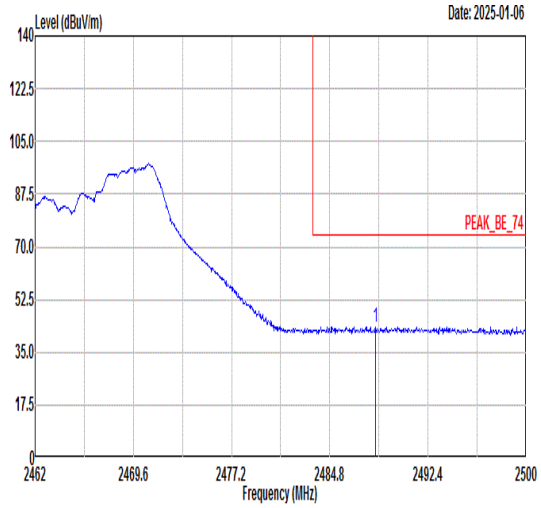 Freq Level Limit Line Margin (dB) Read Level Ant Factor Cable Loss Preamp Factor APos TPos Remark MHz dBuV/m dBuV/m dBuV dB/m dB dB cm deg 1 2488.33 43.37 74.00 -30.63 41.20 30.80 5.47 34.10 359 360 PEAK	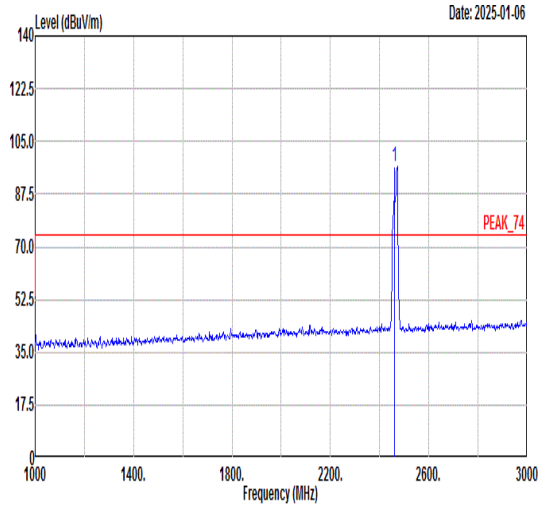 Freq Level Limit Line Margin (dB) Read Level Ant Factor Cable Loss Preamp Factor APos TPos Remark MHz dBuV/m dBuV/m dBuV dB/m dB dB cm deg 1 2462.00 96.42 ------ ------ 94.29 30.79 5.45 34.11 359 360 PEAK
Avg	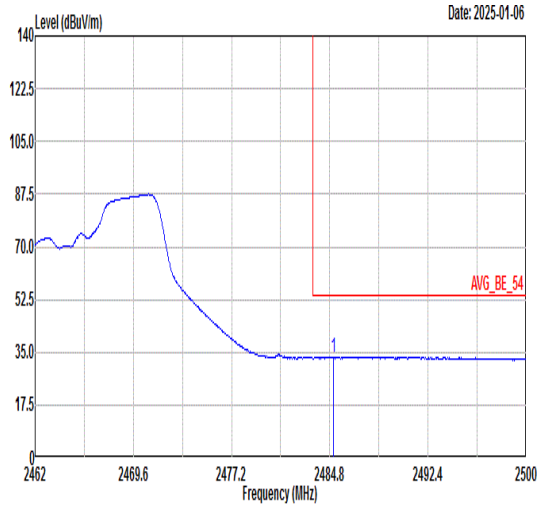 Freq Level Limit Line Margin (dB) Read Level Ant Factor Cable Loss Preamp Factor APos TPos Remark MHz dBuV/m dBuV/m dBuV dB/m dB dB cm deg 1 2485.10 33.48 54.00 -20.52 31.33 30.80 5.46 34.11 359 360 AVERAGE	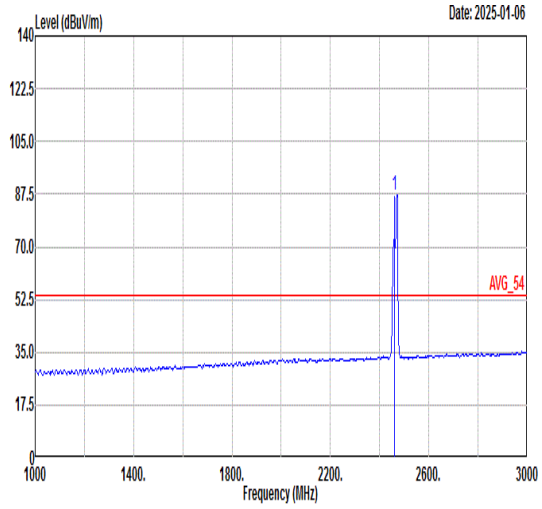 Freq Level Limit Line Margin (dB) Read Level Ant Factor Cable Loss Preamp Factor APos TPos Remark MHz dBuV/m dBuV/m dBuV dB/m dB dB cm deg 1 2462.00 87.38 ------ ------ 85.26 30.79 5.44 34.11 359 360 AVERAGE

Mode	14	
	Band Edge	
	2400-2483.5_802.11ax HE20_CH11_RU52/40_2462MHz	
ANT	CDD3+4	
Pol.	Vertical	Fundamental
Peak	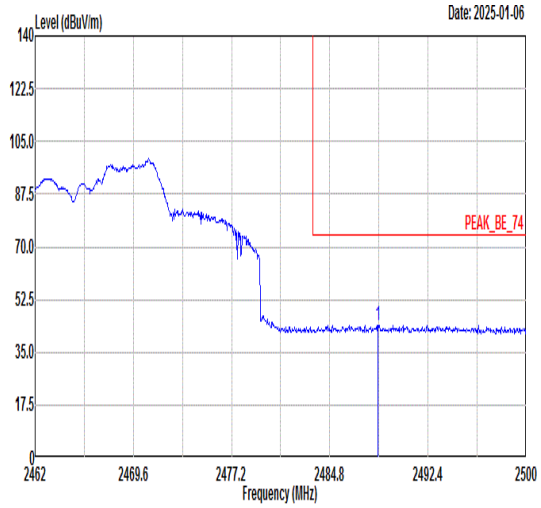 Freq Level Limit Line Margin (dB) Read Level Ant Factor Cable Loss Preamp Factor APos TPos Remark MHz dBuV/m dBuV/m dBuV dB/m dB dB cm deg 1 2488.52 43.93 74.00 -30.07 41.76 30.80 5.47 34.10 126 117 PEAK	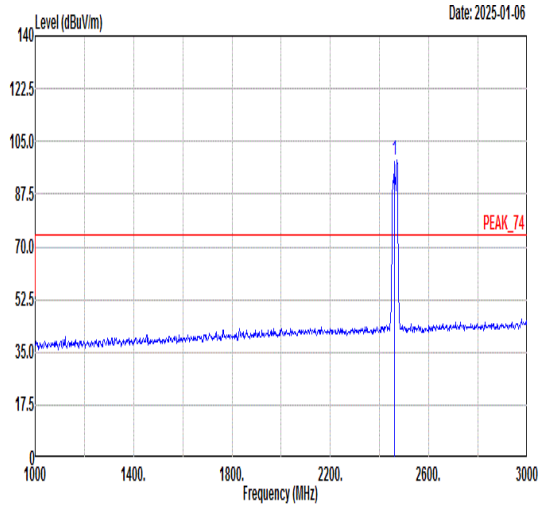 Freq Level Limit Line Margin (dB) Read Level Ant Factor Cable Loss Preamp Factor APos TPos Remark MHz dBuV/m dBuV/m dBuV dB/m dB dB cm deg 1 2462.00 98.53 ------ ------ 96.41 30.79 5.44 34.11 126 117 PEAK
Avg	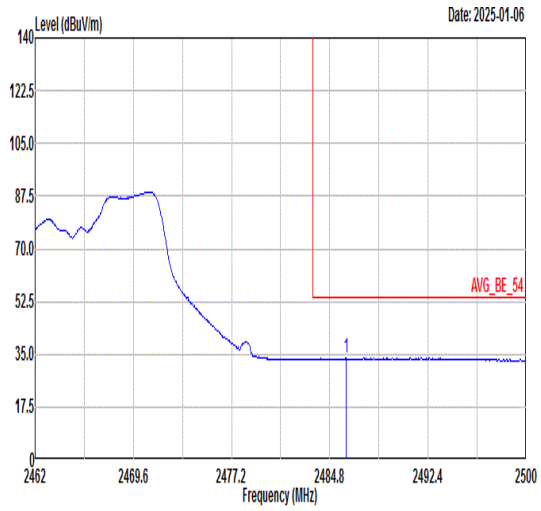 Freq Level Limit Line Margin (dB) Read Level Ant Factor Cable Loss Preamp Factor APos TPos Remark MHz dBuV/m dBuV/m dBuV dB/m dB dB cm deg 1 2486.09 33.90 54.00 -20.10 31.75 30.80 5.46 34.11 126 117 AVERAGE	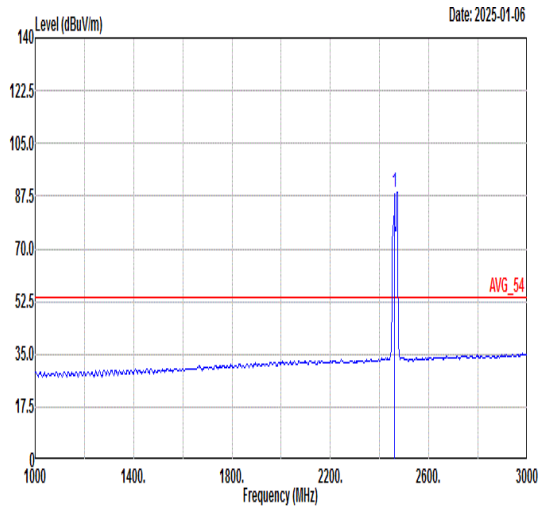 Freq Level Limit Line Margin (dB) Read Level Ant Factor Cable Loss Preamp Factor APos TPos Remark MHz dBuV/m dBuV/m dBuV dB/m dB dB cm deg 1 2462.00 88.64 ------ ------ 86.52 30.79 5.44 34.11 126 117 AVERAGE

Mode	15	
	Band Edge	
	2400-2483.5_802.11ax HE20_CH11_RU106/54_2462MHz	
ANT	CDD3+4	
Pol.	Horizontal	Fundamental
Peak	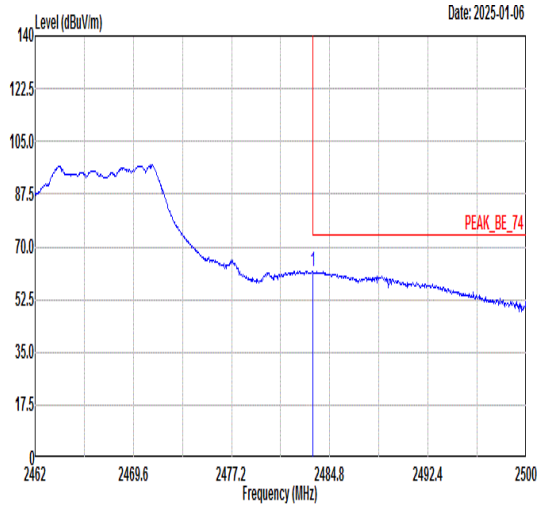 Freq Level Limit Line Margin (dB) Read Level Ant Factor Cable Loss Preamp Factor APos TPos Remark MHz dBuV/m dBuV/m dBuV dB/m dB dB cm deg 1 2483.51 61.71 74.00 -12.29 59.56 30.80 5.46 34.11 200 26 PEAK	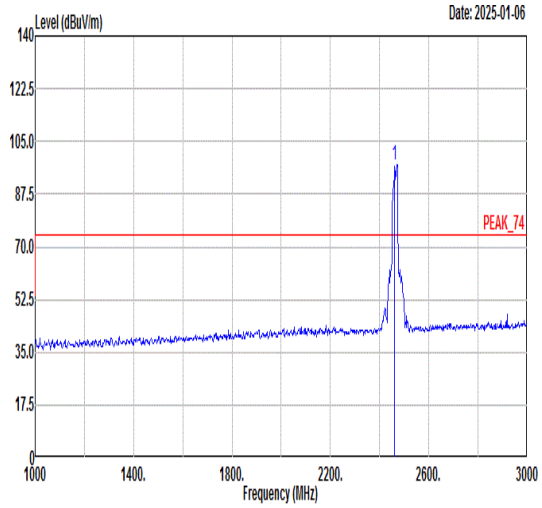 Freq Level Limit Line Margin (dB) Read Level Ant Factor Cable Loss Preamp Factor APos TPos Remark MHz dBuV/m dBuV/m dBuV dB/m dB dB cm deg 1 2462.00 97.25 ------ ------ 95.12 30.79 5.45 34.11 200 26 PEAK
Avg	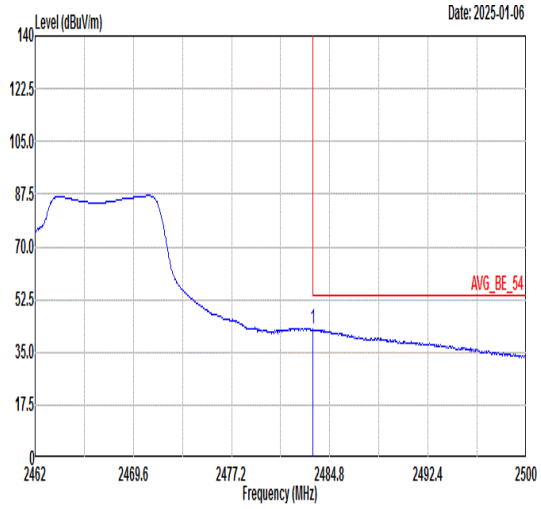 Freq Level Limit Line Margin (dB) Read Level Ant Factor Cable Loss Preamp Factor APos TPos Remark MHz dBuV/m dBuV/m dBuV dB/m dB dB cm deg 1 2483.51 42.60 54.00 -11.40 40.45 30.80 5.46 34.11 200 26 AVERAGE	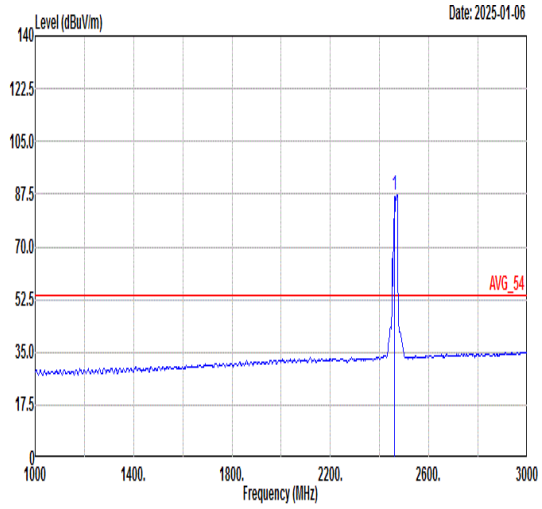 Freq Level Limit Line Margin (dB) Read Level Ant Factor Cable Loss Preamp Factor APos TPos Remark MHz dBuV/m dBuV/m dBuV dB/m dB dB cm deg 1 2462.00 87.09 ------ ------ 84.96 30.79 5.45 34.11 200 26 AVERAGE

Mode	15	
	Band Edge	
	2400-2483.5_802.11ax HE20_CH11_RU106/54_2462MHz	
ANT	CDD3+4	
Pol.	Vertical	Fundamental
Peak	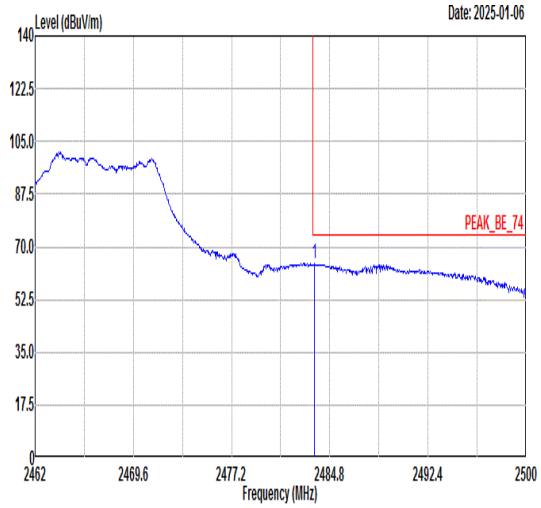 Freq Level Limit Line Margin (dB) Read Level Ant Factor Cable Loss Preamp Factor APos TPos Remark MHz dBuV/m dBuV/m dBuV dB/m dB dB cm deg 1 2483.62 64.40 74.00 -9.60 62.25 30.80 5.46 34.11 134 117 PEAK	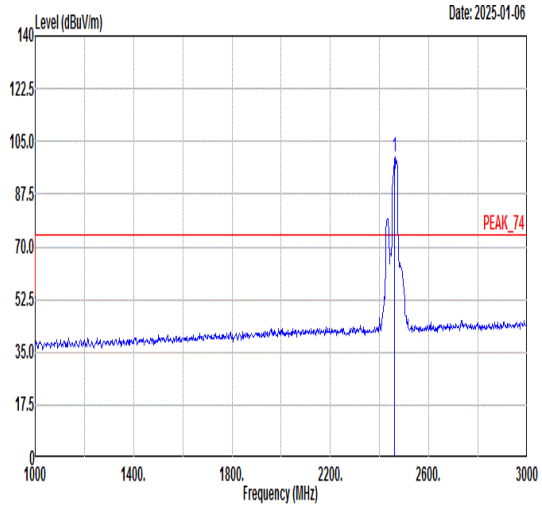 Freq Level Limit Line Margin (dB) Read Level Ant Factor Cable Loss Preamp Factor APos TPos Remark MHz dBuV/m dBuV/m dBuV dB/m dB dB cm deg 1 2462.00 100.00 ------ ------ 97.88 30.79 5.44 34.11 134 117 PEAK
Avg	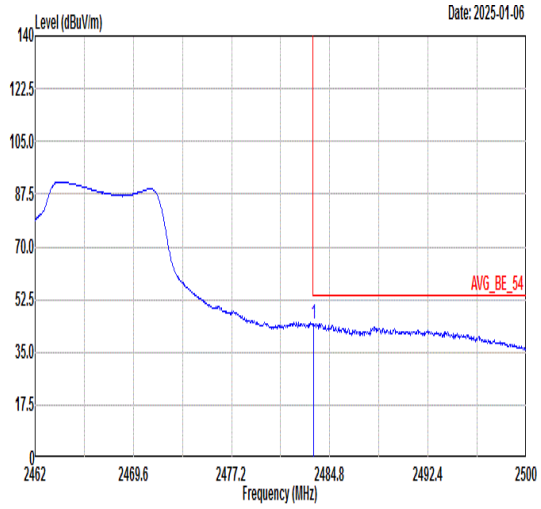 Freq Level Limit Line Margin (dB) Read Level Ant Factor Cable Loss Preamp Factor APos TPos Remark MHz dBuV/m dBuV/m dBuV dB/m dB dB cm deg 1 2483.55 44.43 54.00 -9.57 42.28 30.80 5.46 34.11 134 117 AVERAGE	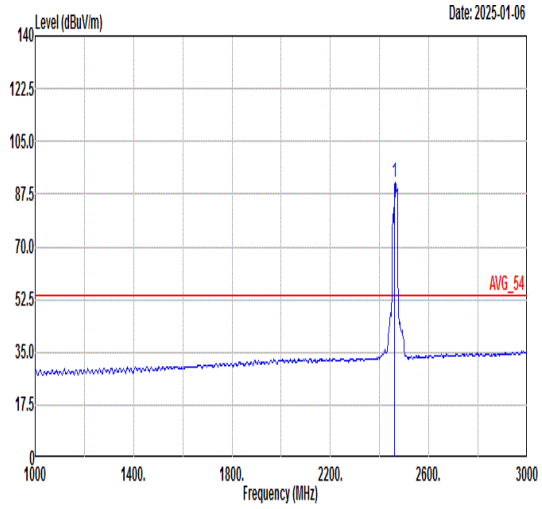 Freq Level Limit Line Margin (dB) Read Level Ant Factor Cable Loss Preamp Factor APos TPos Remark MHz dBuV/m dBuV/m dBuV dB/m dB dB cm deg 1 2462.00 91.45 ------ ------ 89.33 30.79 5.44 34.11 134 117 AVERAGE

Mode	16	
	Band Edge - L	
	2400-2483.5_802.11ax HE40_CH03_Full RU_2422MHz	
ANT	CDD3+4	
Pol.	Horizontal	Fundamental
Peak	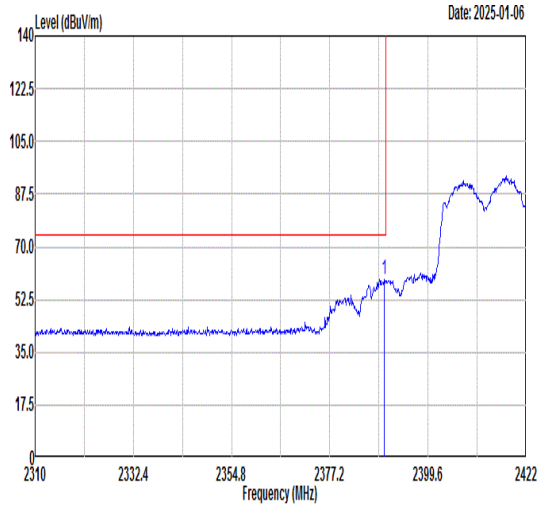 Freq Level Limit Line Margin (dB) Read Level Ant Factor Cable Loss Preamp Factor APos TPos Remark MHz dBuV/m dBuV/m dBuV dB/m dB dB cm deg 1 2389.63 59.18 74.00 -14.82 57.18 30.78 5.36 34.14 400 159 PEAK	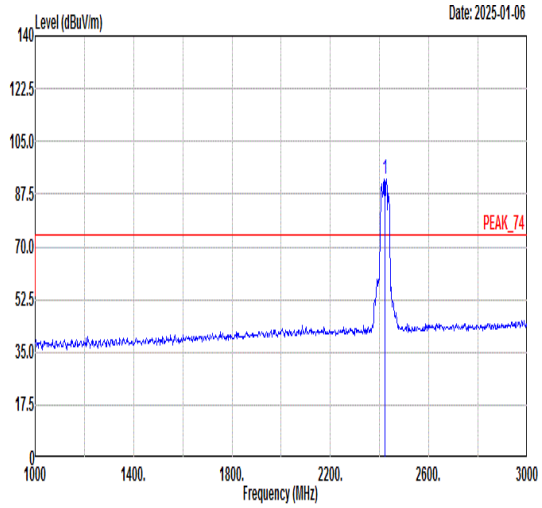 Freq Level Limit Line Margin (dB) Read Level Ant Factor Cable Loss Preamp Factor APos TPos Remark MHz dBuV/m dBuV/m dBuV dB/m dB dB cm deg 1 2422.00 92.41 ------ ------ 90.35 30.79 5.40 34.13 400 159 PEAK
Avg	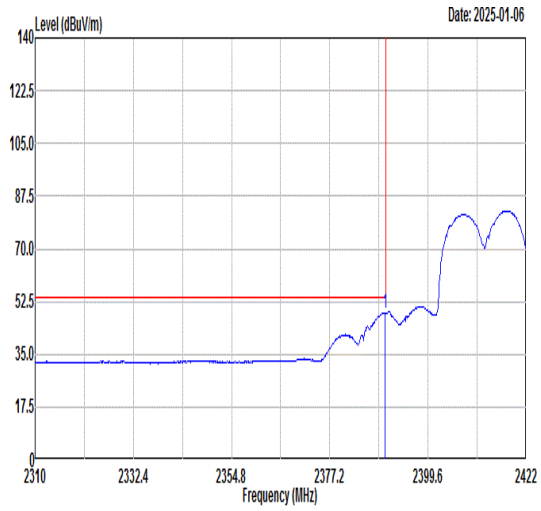 Freq Level Limit Line Margin (dB) Read Level Ant Factor Cable Loss Preamp Factor APos TPos Remark MHz dBuV/m dBuV/m dBuV dB/m dB dB cm deg 1 2389.74 48.64 54.00 -5.36 46.64 30.78 5.36 34.14 400 159 AVERAGE	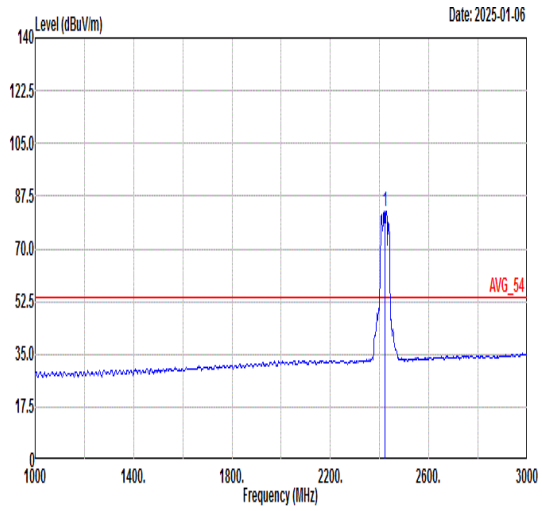 Freq Level Limit Line Margin (dB) Read Level Ant Factor Cable Loss Preamp Factor APos TPos Remark MHz dBuV/m dBuV/m dBuV dB/m dB dB cm deg 1 2422.00 82.56 ------ ------ 80.52 30.78 5.39 34.13 400 159 AVERAGE

Mode	16	
	Band Edge - R	
	2400-2483.5_802.11ax HE40_CH03_Full RU_2422MHz	
ANT	CDD3+4	
Pol.	Horizontal	Fundamental
Peak	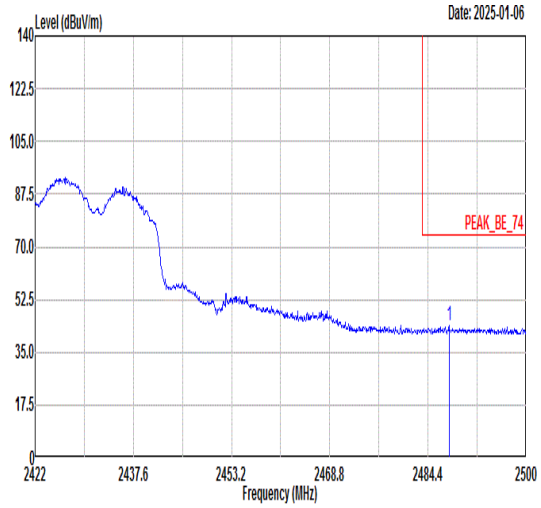 Freq Level Limit Line Margin (dB) Read Level Ant Factor Cable Loss Preamp Factor APos TPos Remark MHz dBuV/m dBuV/m dBuV dB/m dB dB cm deg 1 2487.75 43.84 74.00 -30.16 41.68 30.80 5.46 34.10 400 159 PEAK	Blank
Avg	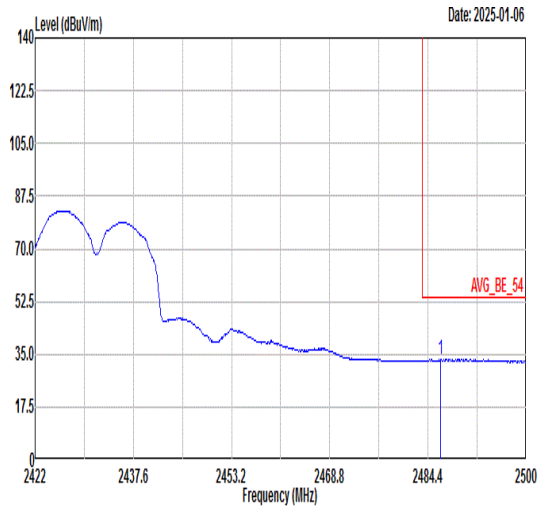 Freq Level Limit Line Margin (dB) Read Level Ant Factor Cable Loss Preamp Factor APos TPos Remark MHz dBuV/m dBuV/m dBuV dB/m dB dB cm deg 1 2486.35 33.19 54.00 -20.81 31.04 30.80 5.46 34.11 400 159 AVERAGE	Blank

Mode	16	
	Band Edge - L	
	2400-2483.5_802.11ax HE40_CH03_Full RU_2422MHz	
ANT	CDD3+4	
Pol.	Vertical	Fundamental
Peak	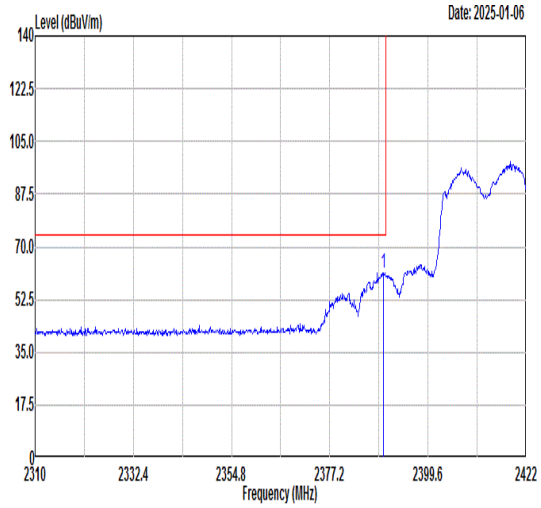 Freq Level Limit Line Margin (dB) Read Level Ant Factor Cable Loss Preamp Factor APos TPos Remark MHz dBuV/m dBuV/m dBuV dB/m dB dB cm deg 1 2389.52 61.36 74.00 -12.64 59.36 30.78 5.36 34.14 194 290 PEAK	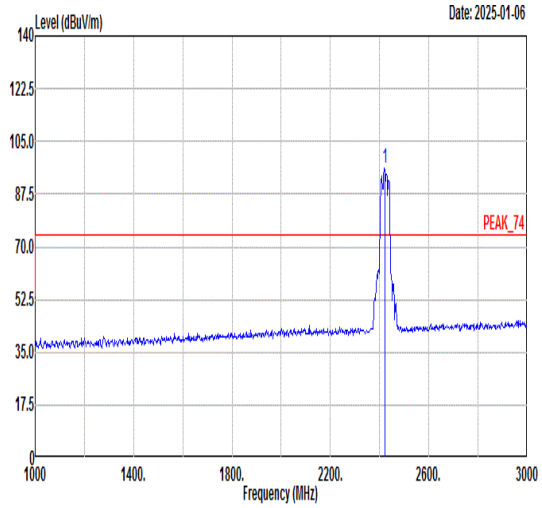 Freq Level Limit Line Margin (dB) Read Level Ant Factor Cable Loss Preamp Factor APos TPos Remark MHz dBuV/m dBuV/m dBuV dB/m dB dB cm deg 1 2422.00 96.40 ------ ------ 94.36 30.78 5.39 34.13 194 290 PEAK
Avg	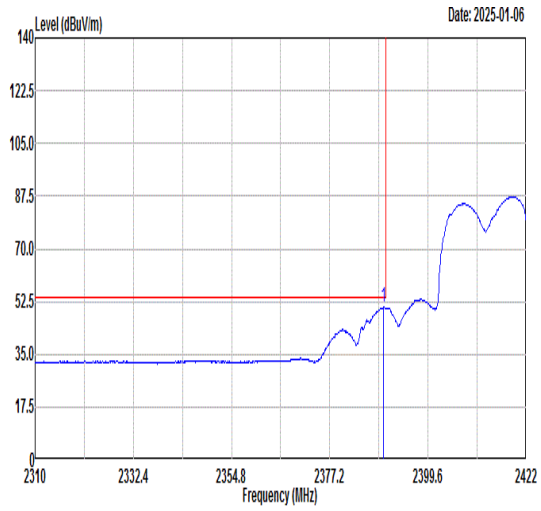 Freq Level Limit Line Margin (dB) Read Level Ant Factor Cable Loss Preamp Factor APos TPos Remark MHz dBuV/m dBuV/m dBuV dB/m dB dB cm deg 1 2389.52 50.59 54.00 -3.41 48.59 30.78 5.36 34.14 194 290 AVERAGE	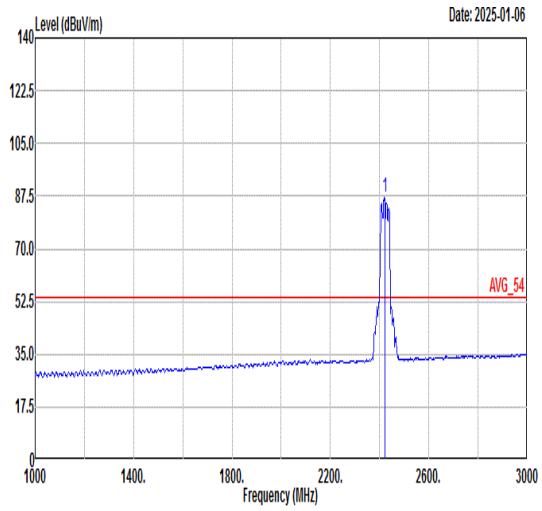 Freq Level Limit Line Margin (dB) Read Level Ant Factor Cable Loss Preamp Factor APos TPos Remark MHz dBuV/m dBuV/m dBuV dB/m dB dB cm deg 1 2422.00 87.12 ------ ------ 85.08 30.78 5.39 34.13 194 290 AVERAGE

Mode	16	
	Band Edge - R	
	2400-2483.5_802.11ax HE40_CH03_Full RU_2422MHz	
ANT	CDD3+4	
Pol.	Vertical	Fundamental
Peak	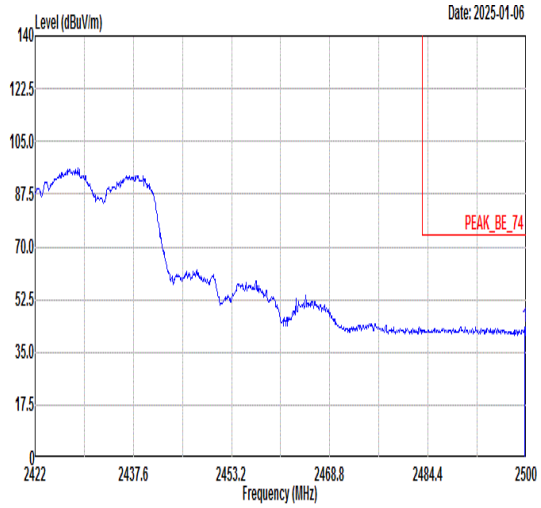 Freq Level Limit Line Margin (dB) Read Level Ant Factor Cable Loss Preamp Factor APos TPos Remark MHz dBuV/m dBuV/m dBuV dB/m dB dB cm deg 1 2499.77 43.52 74.00 -30.48 41.34 30.80 5.48 34.10 194 290 PEAK	Blank
Avg	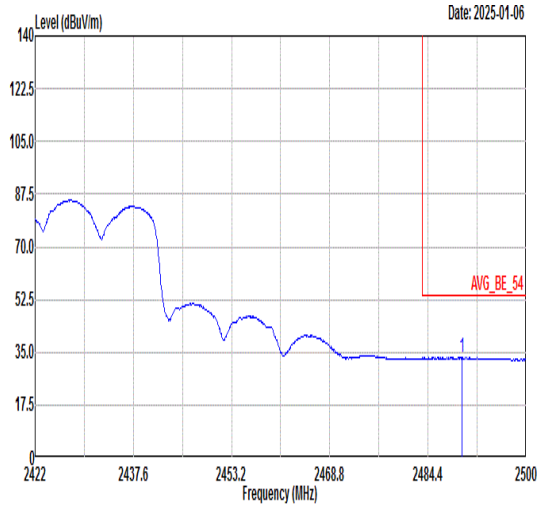 Freq Level Limit Line Margin (dB) Read Level Ant Factor Cable Loss Preamp Factor APos TPos Remark MHz dBuV/m dBuV/m dBuV dB/m dB dB cm deg 1 2489.78 33.44 54.00 -20.56 31.27 30.80 5.47 34.10 194 290 AVERAGE	Blank

Mode	16	
	Harmonic	
	2400-2483.5_802.11ax HE40_CH03_Full RU_2422MHz	
ANT	CDD3+4	
Pol.	Horizontal	Vertical
Peak Avg	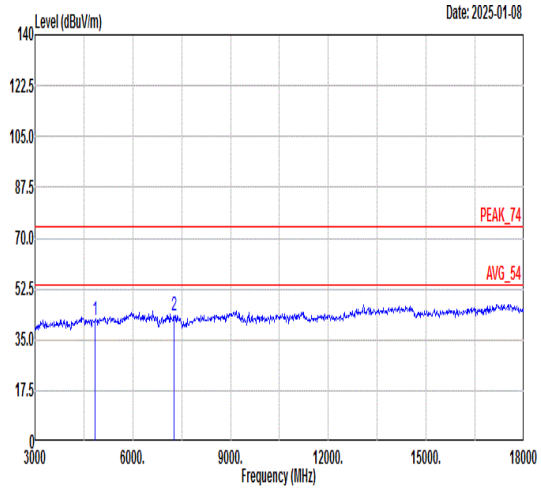 Freq Level Limit Line Margin Read Level Ant Factor Cable Loss Preamp Factor APos TPos Remark MHz dBuV/m dBuV/m dB dBuV dB/m dB dB cm deg 1 4844.00 41.93 74.00 -32.07 61.50 36.45 8.81 64.83 --- --- Peak 2 7266.00 43.25 74.00 -30.75 61.16 36.93 10.18 65.02 --- --- Peak	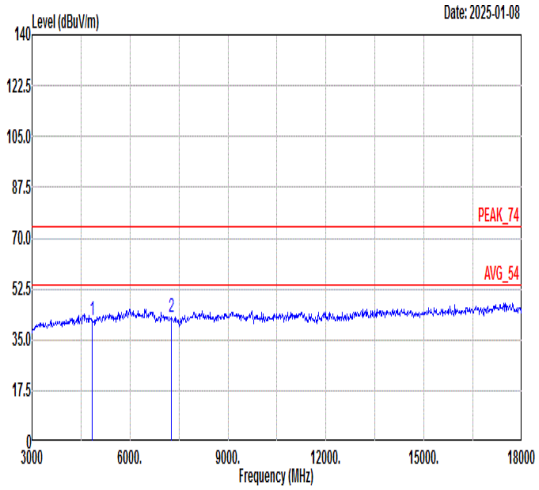 Freq Level Limit Line Margin Read Level Ant Factor Cable Loss Preamp Factor APos TPos Remark MHz dBuV/m dBuV/m dB dBuV dB/m dB dB cm deg 1 4844.00 41.59 74.00 -32.41 61.16 36.45 8.81 64.83 --- --- Peak 2 7266.00 42.96 74.00 -31.04 60.87 36.93 10.18 65.02 --- --- Peak

Mode	17	
	Harmonic	
	2400-2483.5_802.11ax HE40_CH06_Full RU_2437MHz	
ANT	CDD3+4	
Pol.	Horizontal	Vertical
Peak Avg	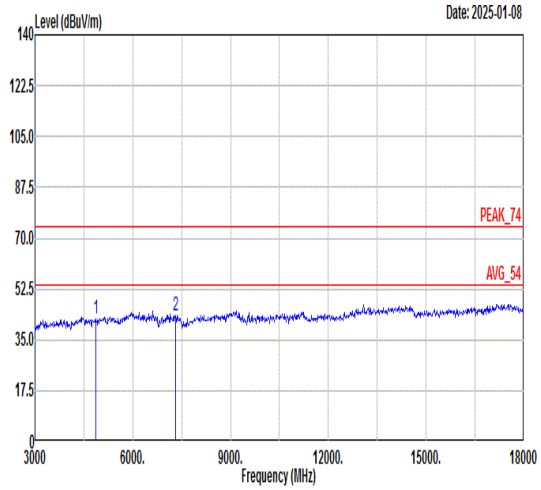 Freq Level Limit Line Margin Read Level Ant Factor Cable Loss Preamp Factor APos TPos Remark MHz dBuV/m dBuV/m dB dBuV dB/m dB dB cm deg 1 4874.00 42.43 74.00 -31.57 62.04 36.50 8.72 64.83 --- --- Peak 2 7311.00 43.56 74.00 -30.44 61.50 36.89 10.18 65.01 --- --- Peak	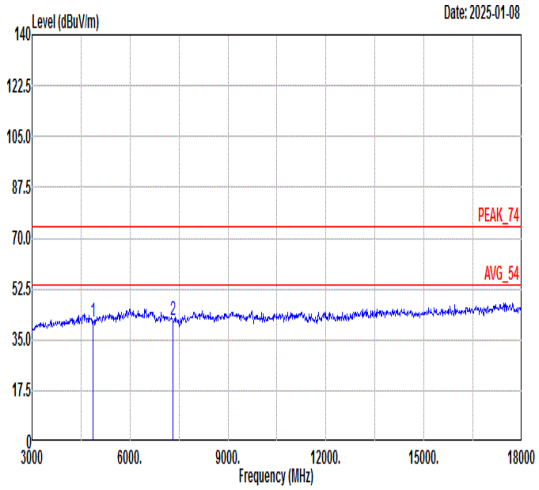 Freq Level Limit Line Margin Read Level Ant Factor Cable Loss Preamp Factor APos TPos Remark MHz dBuV/m dBuV/m dB dBuV dB/m dB dB cm deg 1 4874.00 41.35 74.00 -32.65 60.96 36.50 8.72 64.83 --- --- Peak 2 7311.00 41.97 74.00 -32.03 59.91 36.89 10.18 65.01 --- --- Peak

Mode	18	
	Band Edge - L	
	2400-2483.5_802.11ax HE40_CH09_Full RU_2452MHz	
ANT	CDD3+4	
Pol.	Horizontal	Fundamental
Peak	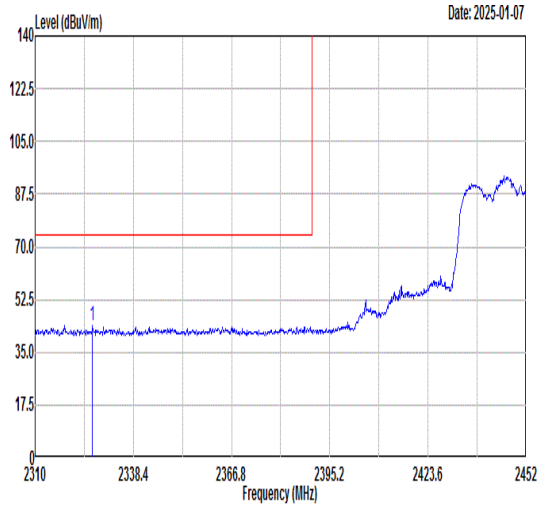 Freq Level Limit Line Margin Read Level Ant Factor Cable Loss Preamp Factor APos TPos Remark MHz dBuV/m dBuV/m dB dBuV dB/m dB dB cm deg 1 2326.61 43.93 74.00 -30.07 42.02 30.77 5.31 34.17 310 32 PEAK	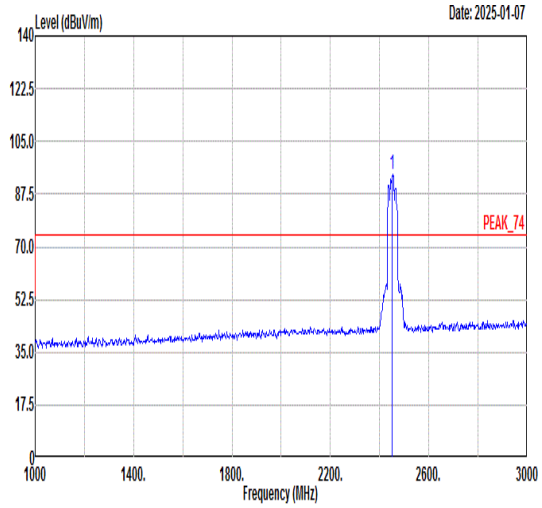 Freq Level Limit Line Margin Read Level Ant Factor Cable Loss Preamp Factor APos TPos Remark MHz dBuV/m dBuV/m dB dBuV dB/m dB dB cm deg 1 2452.00 94.10 ------ ------ 92.00 30.79 5.43 34.12 310 32 PEAK
Avg	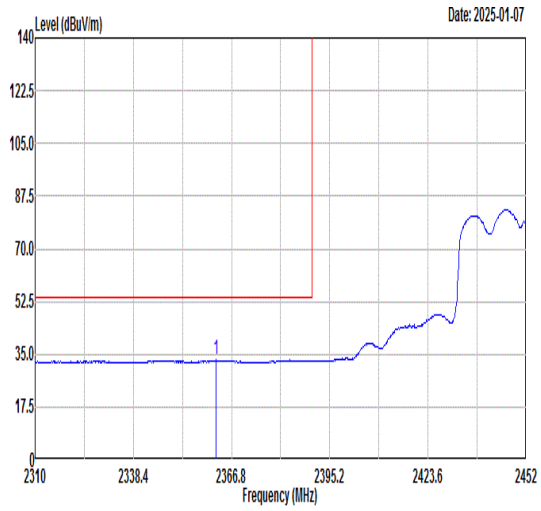 Freq Level Limit Line Margin Read Level Ant Factor Cable Loss Preamp Factor APos TPos Remark MHz dBuV/m dBuV/m dB dBuV dB/m dB dB cm deg 1 2362.26 33.14 54.00 -20.86 31.19 30.77 5.34 34.16 310 32 AVERAGE	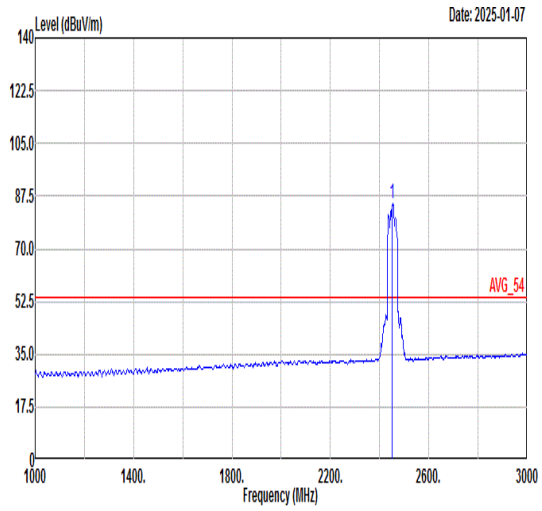 Freq Level Limit Line Margin Read Level Ant Factor Cable Loss Preamp Factor APos TPos Remark MHz dBuV/m dBuV/m dB dBuV dB/m dB dB cm deg 1 2452.00 84.86 ------ ------ 82.76 30.79 5.43 34.12 310 32 AVERAGE

Mode	18	
	Band Edge - R	
	2400-2483.5_802.11ax HE40_CH09_Full RU_2452MHz	
ANT	CDD3+4	
Pol.	Horizontal	Fundamental
Peak	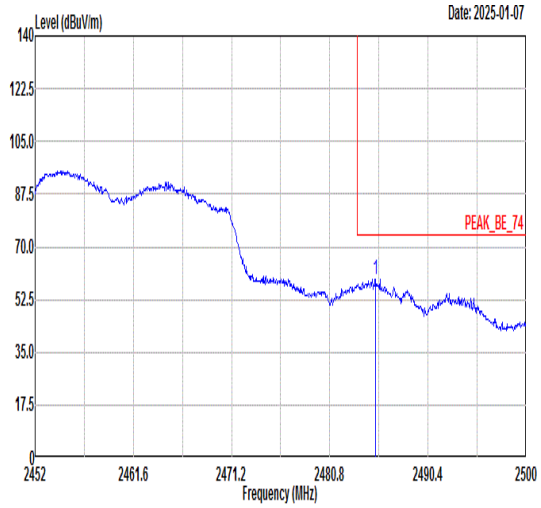 Freq Level Limit Line Margin Read Level Ant Factor Cable Loss Preamp Factor APos TPos Remark MHz dBuV/m dBuV/m dB dBuV dB/m dB dB cm deg 1 2485.26 59.38 74.00 -14.62 57.23 30.80 5.46 34.11 310 32 PEAK	Blank
Avg	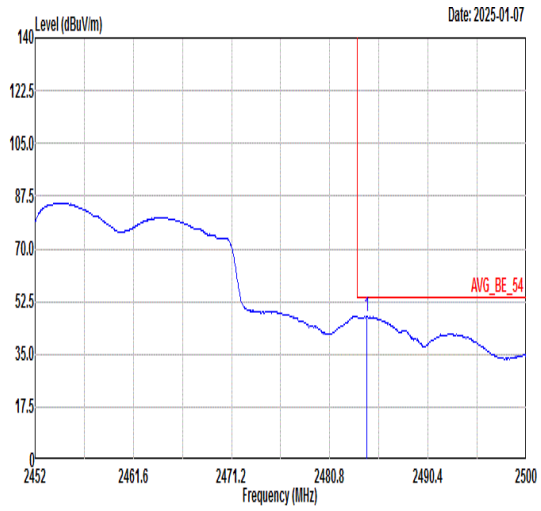 Freq Level Limit Line Margin Read Level Ant Factor Cable Loss Preamp Factor APos TPos Remark MHz dBuV/m dBuV/m dB dBuV dB/m dB dB cm deg 1 2484.45 47.50 54.00 -6.50 45.35 30.80 5.46 34.11 310 32 AVERAGE	Blank

Mode	18	
	Band Edge - L	
	2400-2483.5_802.11ax HE40_CH09_Full RU_2452MHz	
ANT	CDD3+4	
Pol.	Vertical	Fundamental
Peak	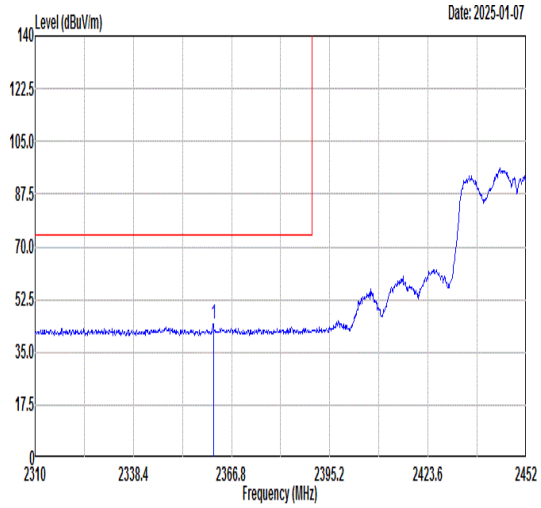 Freq Level Limit Line Margin Read Level Ant Factor Cable Loss Preamp Factor APos TPos Remark MHz dBuV/m dBuV/m dB dBuV dB/m dB dB cm deg 1 2361.55 44.27 74.00 -29.73 42.32 30.77 5.34 34.16 100 121 PEAK	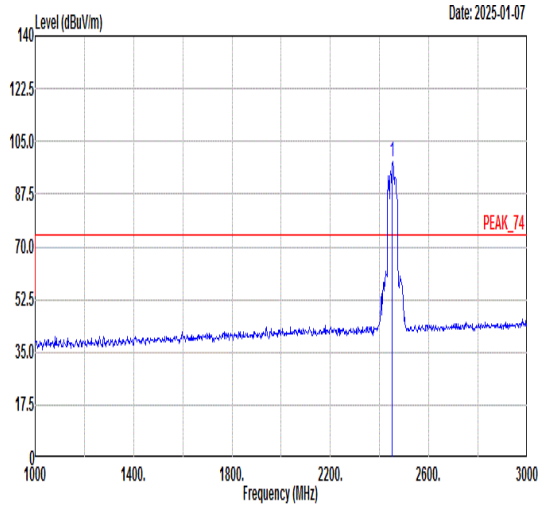 Freq Level Limit Line Margin Read Level Ant Factor Cable Loss Preamp Factor APos TPos Remark MHz dBuV/m dBuV/m dB dBuV dB/m dB dB cm deg 1 2452.00 98.33 ------ ------ 96.23 30.79 5.43 34.12 100 121 PEAK
Avg	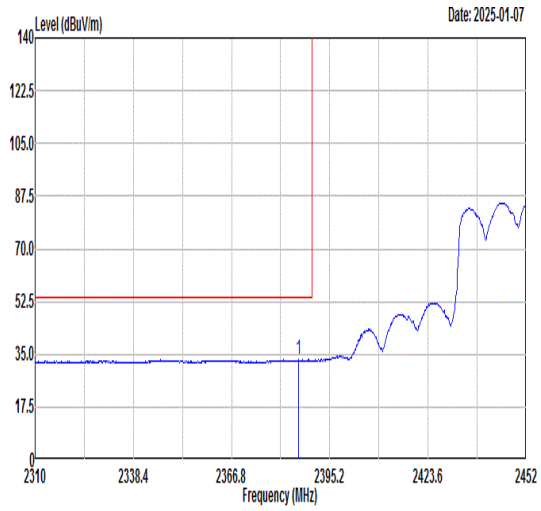 Freq Level Limit Line Margin Read Level Ant Factor Cable Loss Preamp Factor APos TPos Remark MHz dBuV/m dBuV/m dB dBuV dB/m dB dB cm deg 1 2386.11 33.13 54.00 -20.87 31.14 30.78 5.36 34.15 100 121 AVERAGE	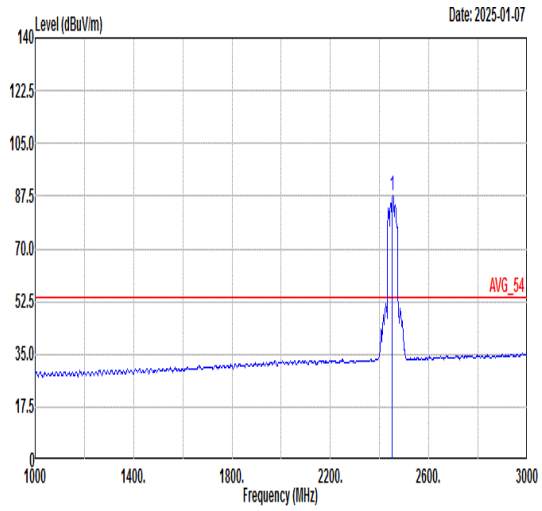 Freq Level Limit Line Margin Read Level Ant Factor Cable Loss Preamp Factor APos TPos Remark MHz dBuV/m dBuV/m dB dBuV dB/m dB dB cm deg 1 2452.00 87.90 ------ ------ 85.80 30.79 5.43 34.12 100 121 AVERAGE

Mode	18	
	Band Edge - R	
	2400-2483.5_802.11ax HE40_CH09_Full RU_2452MHz	
ANT	CDD3+4	
Pol.	Vertical	Fundamental
Peak	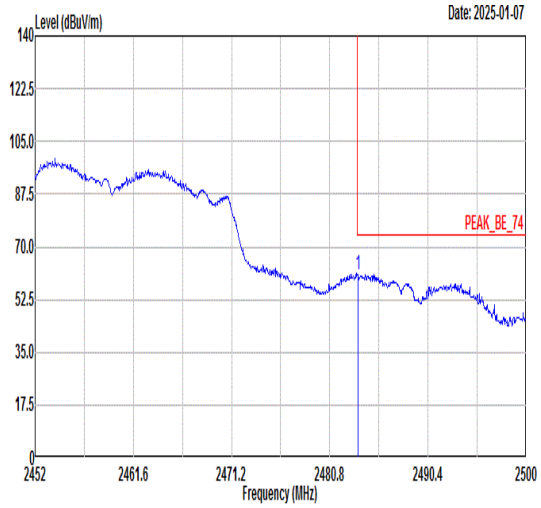 Freq Level Limit Line Margin Read Level Ant Factor Cable Loss Preamp Factor APos TPos Remark MHz dBuV/m dBuV/m dB dBuV dB/m dB dB cm deg 1 2483.58 60.80 74.00 -13.20 58.65 30.80 5.46 34.11 100 121 PEAK	Blank
Avg	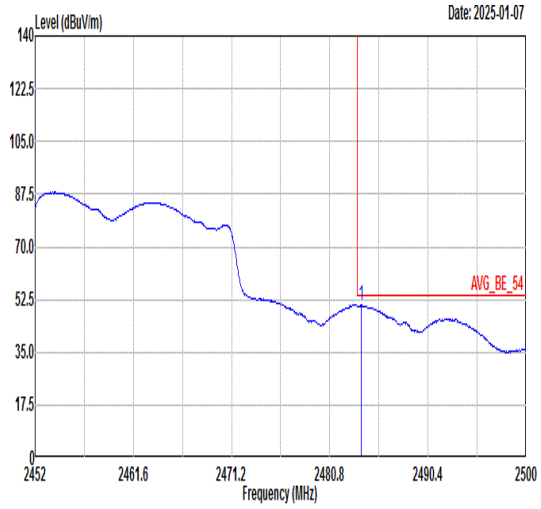 Freq Level Limit Line Margin Read Level Ant Factor Cable Loss Preamp Factor APos TPos Remark MHz dBuV/m dBuV/m dB dBuV dB/m dB dB cm deg 1 2483.87 50.50 54.00 -3.50 48.35 30.80 5.46 34.11 100 121 AVERAGE	Blank

Mode	18	
	Harmonic	
	2400-2483.5_802.11ax HE40_CH09_Full RU_2452MHz	
ANT	CDD3+4	
Pol.	Horizontal	Vertical
Peak Avg	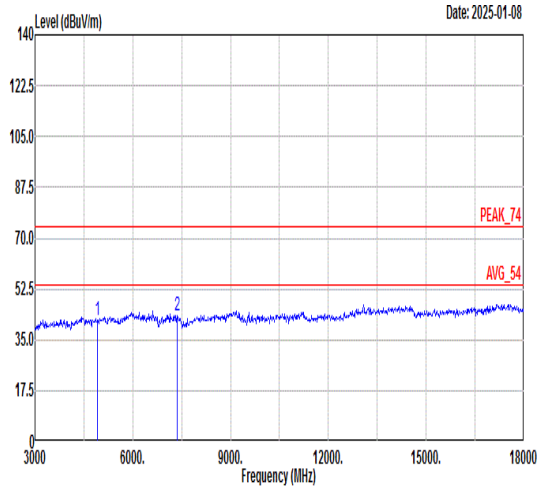 Freq Level Limit Line Margin Read Level Ant Factor Cable Loss Preamp Factor APos TPos Remark MHz dBuV/m dBuV/m dB dBuV dB/m dB dB cm deg 1 4904.00 41.93 74.00 -32.07 61.57 36.55 8.63 64.82 --- --- Peak 2 7356.00 43.58 74.00 -30.42 61.55 36.84 10.18 64.99 --- --- Peak	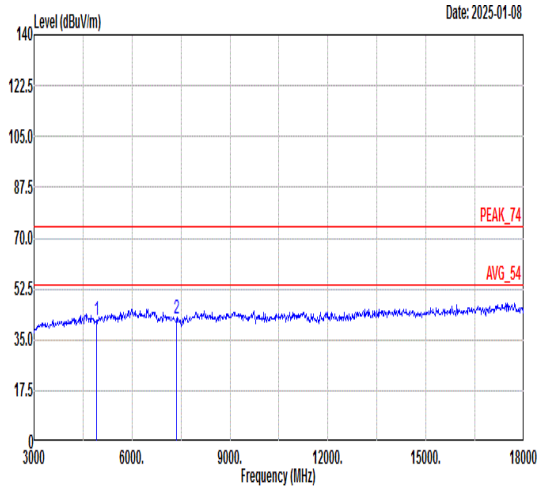 Freq Level Limit Line Margin Read Level Ant Factor Cable Loss Preamp Factor APos TPos Remark MHz dBuV/m dBuV/m dB dBuV dB/m dB dB cm deg 1 4904.00 41.66 74.00 -32.34 61.30 36.55 8.63 64.82 --- --- Peak 2 7356.00 42.35 74.00 -31.65 60.32 36.84 10.18 64.99 --- --- Peak

Mode	19	
	LF	
	2400-2483.5_802.11ax HE20-LF_CH11_Full RU_2462MHz	
ANT	CDD3+4	
Pol.	Horizontal	Vertical
QP/ Peak	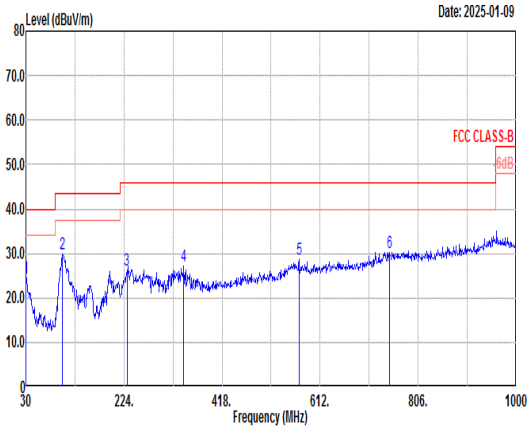	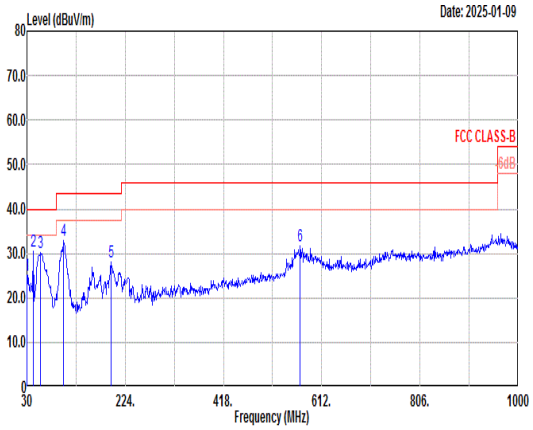

	Freq	Level	Limit Line	Margin	Read Level	Ant Factor	Cable Loss	Preamp Factor	APos	TPos	Remark
	MHz	dBuV/m	dBuV/m	dB	dBuV	dB/m	dB	dB	cm	deg	
1	30.00	24.60	40.00	-15.40	30.28	25.29	0.53	31.50	---	---	Peak
2	102.75	29.76	43.50	-13.74	43.91	16.51	1.03	31.69	---	---	Peak
3	229.82	26.34	46.00	-19.66	40.04	16.24	1.56	31.50	---	---	Peak
4	342.34	27.30	46.00	-18.70	36.40	20.47	1.95	31.52	---	---	Peak
5	570.29	28.54	46.00	-17.46	30.80	26.46	2.50	31.22	---	---	Peak
6	749.74	30.32	46.00	-15.68	29.70	28.77	2.85	31.00	---	---	Peak

	Freq	Level	Limit Line	Margin	Read Level	Ant Factor	Cable Loss	Preamp Factor	APos	TPos	Remark
	MHz	dBuV/m	dBuV/m	dB	dBuV	dB/m	dB	dB	cm	deg	
1	30.00	24.99	40.00	-15.01	30.67	25.29	0.53	31.50	---	---	Peak
2	42.61	30.46	40.00	-9.54	43.06	18.52	0.63	31.75	---	---	Peak
3	57.16	30.20	40.00	-9.80	48.91	12.23	0.76	31.70	---	---	Peak
4	102.75	32.81	43.50	-10.69	46.96	16.51	1.03	31.69	---	---	Peak
5	195.87	28.06	43.50	-15.44	43.21	14.94	1.42	31.51	---	---	Peak
6	569.32	31.75	46.00	-14.25	33.95	26.52	2.50	31.22	---	---	Peak

Mode	20	
	Band Edge - L	
	2400-2483.5_802.11ax HE40_CH04_Full RU_2427MHz	
ANT	CDD3+4	
Pol.	Horizontal	Fundamental
Peak	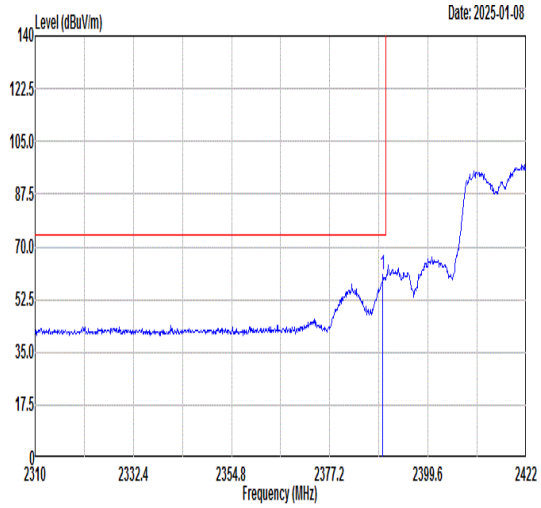 Limit Read Ant Cable Preamp APos TPos Freq Level Line Margin Level Factor Loss Factor Remark MHz dBuV/m dBuV/m dB dBuV dB/m dB dB cm deg 1 2389.30 60.67 74.00 -13.33 58.67 30.78 5.36 34.14 100 133 PEAK	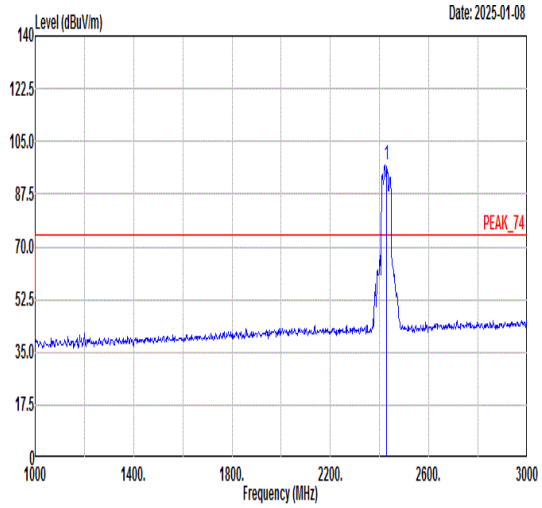 Limit Read Ant Cable Preamp APos TPos Freq Level Line Margin Level Factor Loss Factor Remark MHz dBuV/m dBuV/m dB dBuV dB/m dB dB cm deg 1 2427.00 96.98 ------ ------ 94.94 30.78 5.39 34.13 100 133 PEAK
Avg	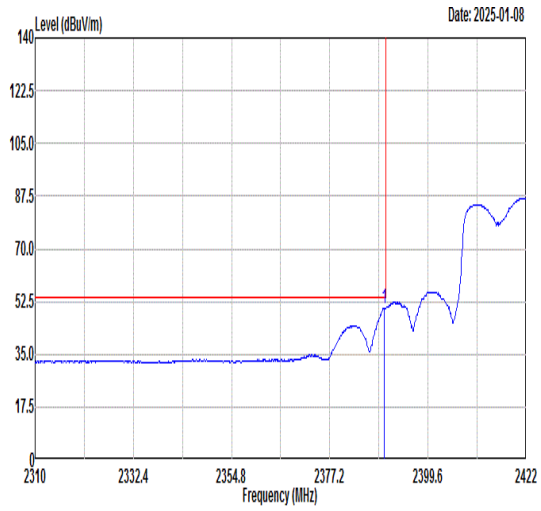 Limit Read Ant Cable Preamp APos TPos Freq Level Line Margin Level Factor Loss Factor Remark MHz dBuV/m dBuV/m dB dBuV dB/m dB dB cm deg 1 2389.63 50.36 54.00 -3.64 48.36 30.78 5.36 34.14 100 133 AVERAGE	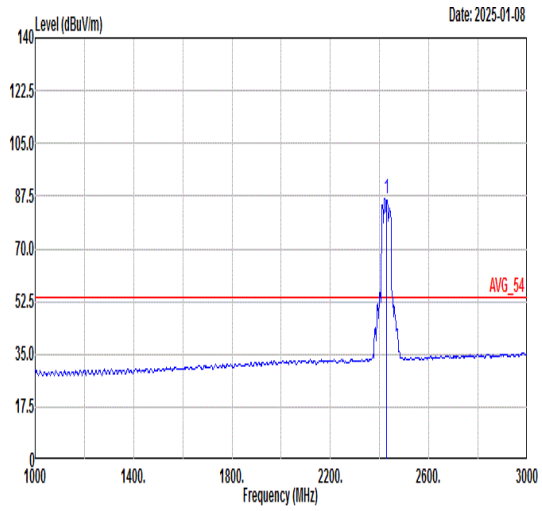 Limit Read Ant Cable Preamp APos TPos Freq Level Line Margin Level Factor Loss Factor Remark MHz dBuV/m dBuV/m dB dBuV dB/m dB dB cm deg 1 2427.00 86.60 ------ ------ 84.56 30.78 5.39 34.13 100 133 AVERAGE

Mode	20	
	Band Edge - R	
	2400-2483.5_802.11ax HE40_CH04_Full RU_2427MHz	
ANT	CDD3+4	
Pol.	Horizontal	Fundamental
Peak	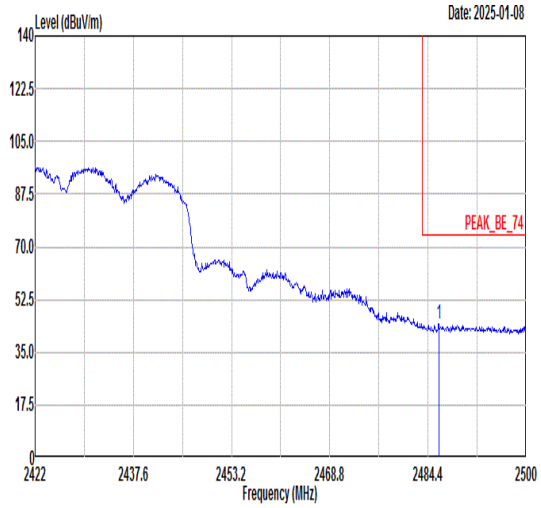 Freq Level Limit Line Margin Read Level Ant Factor Cable Loss Preamp Factor APos TPos Remark MHz dBuV/m dBuV/m dB dBuV dB/m dB dB cm deg 1 2486.12 44.15 74.00 -29.85 42.00 30.80 5.46 34.11 100 133 PEAK	Blank
Avg	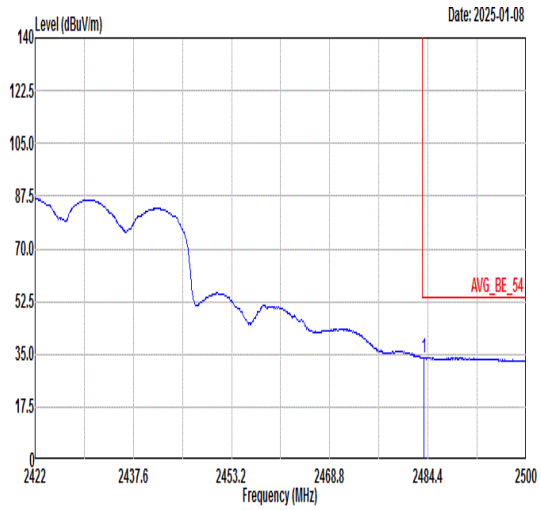 Freq Level Limit Line Margin Read Level Ant Factor Cable Loss Preamp Factor APos TPos Remark MHz dBuV/m dBuV/m dB dBuV dB/m dB dB cm deg 1 2483.78 33.91 54.00 -20.09 31.76 30.80 5.46 34.11 100 133 AVERAGE	Blank

Mode	20	
	Band Edge - L	
	2400-2483.5_802.11ax HE40_CH04_Full RU_2427MHz	
ANT	CDD3+4	
Pol.	Vertical	Fundamental
Peak	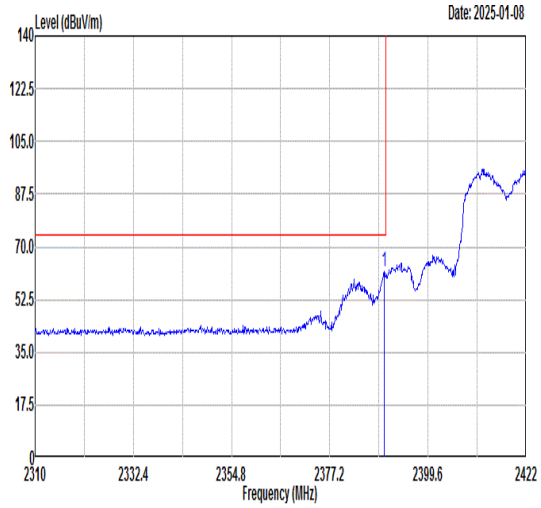 Freq Level Limit Line Margin Read Level Ant Factor Cable Loss Preamp Factor APos TPos Remark MHz dBuV/m dBuV/m dB dBuV dB/m dB dB cm deg 1 2389.63 61.65 74.00 -12.35 59.65 30.78 5.36 34.14 155 303 PEAK	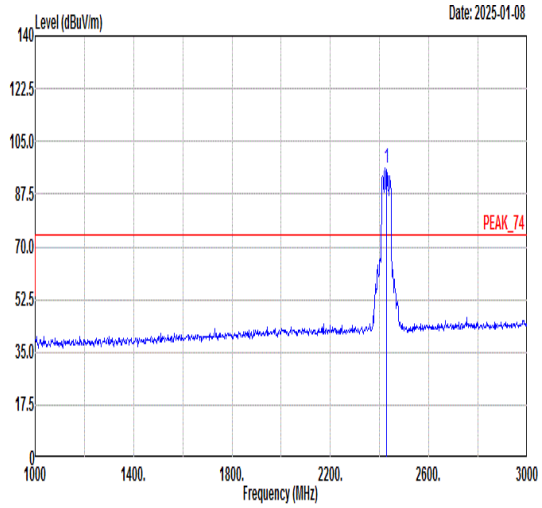 Freq Level Limit Line Margin Read Level Ant Factor Cable Loss Preamp Factor APos TPos Remark MHz dBuV/m dBuV/m dB dBuV dB/m dB dB cm deg 1 2427.00 96.17 ------ ------ 94.13 30.78 5.39 34.13 155 303 PEAK
Avg	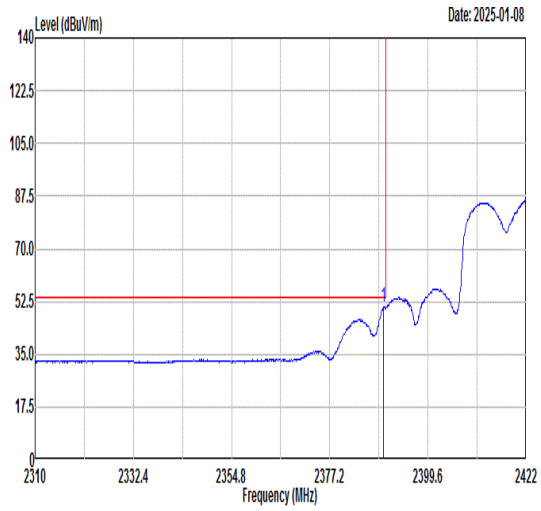 Freq Level Limit Line Margin Read Level Ant Factor Cable Loss Preamp Factor APos TPos Remark MHz dBuV/m dBuV/m dB dBuV dB/m dB dB cm deg 1 2389.52 50.96 54.00 -3.04 48.96 30.78 5.36 34.14 155 303 AVERAGE	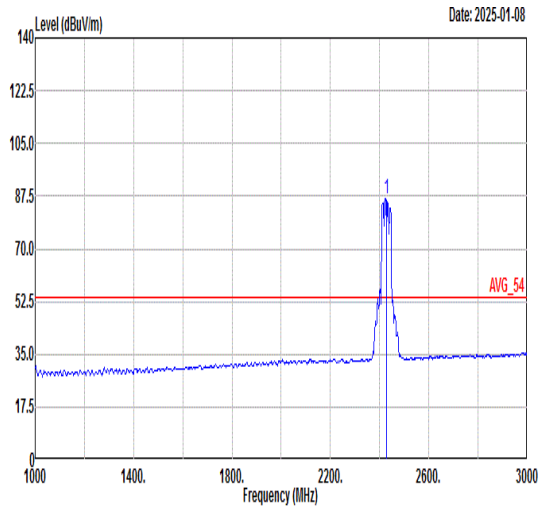 Freq Level Limit Line Margin Read Level Ant Factor Cable Loss Preamp Factor APos TPos Remark MHz dBuV/m dBuV/m dB dBuV dB/m dB dB cm deg 1 2427.00 86.70 ------ ------ 84.66 30.78 5.39 34.13 155 303 AVERAGE

Mode	20	
	Band Edge - R	
	2400-2483.5_802.11ax HE40_CH04_Full RU_2427MHz	
ANT	CDD3+4	
Pol.	Vertical	Fundamental
Peak	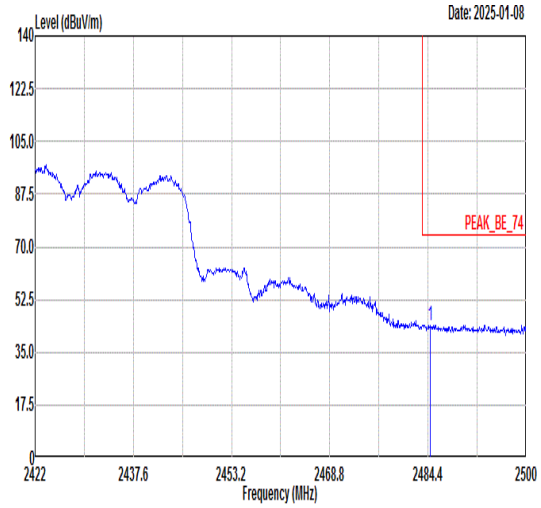 Freq Level Limit Line Margin Read Level Ant Factor Cable Loss Preamp Factor APos TPos Remark MHz dBuV/m dBuV/m dB dBuV dB/m dB dB cm deg 1 2484.79 44.04 74.00 -29.96 41.89 30.80 5.46 34.11 155 303 PEAK	Blank
Avg	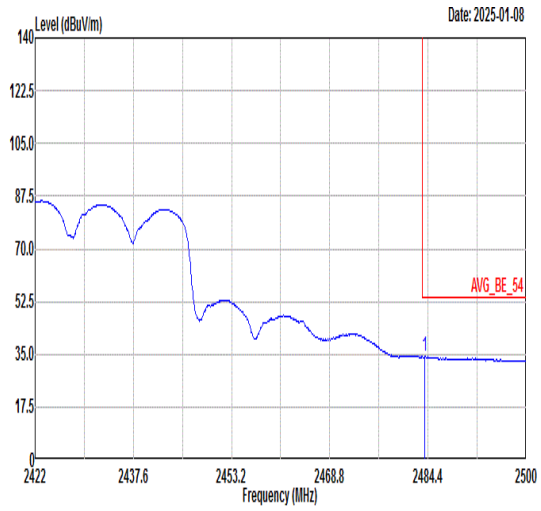 Freq Level Limit Line Margin Read Level Ant Factor Cable Loss Preamp Factor APos TPos Remark MHz dBuV/m dBuV/m dB dBuV dB/m dB dB cm deg 1 2483.93 34.24 54.00 -19.76 32.09 30.80 5.46 34.11 155 303 AVERAGE	Blank

Mode	21	
	Band Edge - L	
	2400-2483.5_802.11ax HE40_CH05_Full RU_2432MHz	
ANT	CDD3+4	
Pol.	Horizontal	Fundamental
Peak	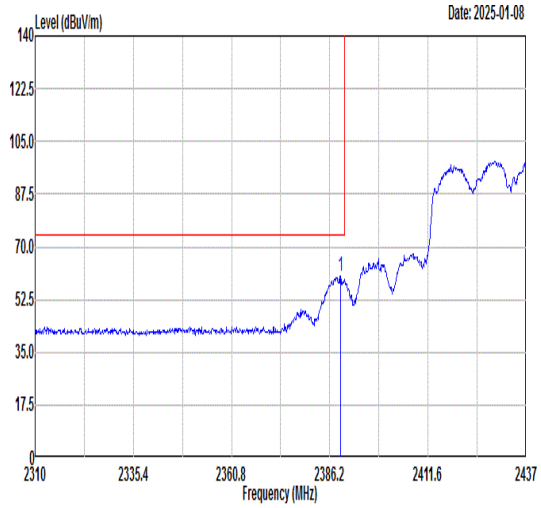 Limit Read Ant Cable Preamp APos TPos Freq Level Line Margin Level Factor Loss Factor Remark MHz dBuV/m dBuV/m dB dBuV dB/m dB dB cm deg 1 2388.99 60.27 74.00 -13.73 58.27 30.78 5.36 34.14 400 173 PEAK	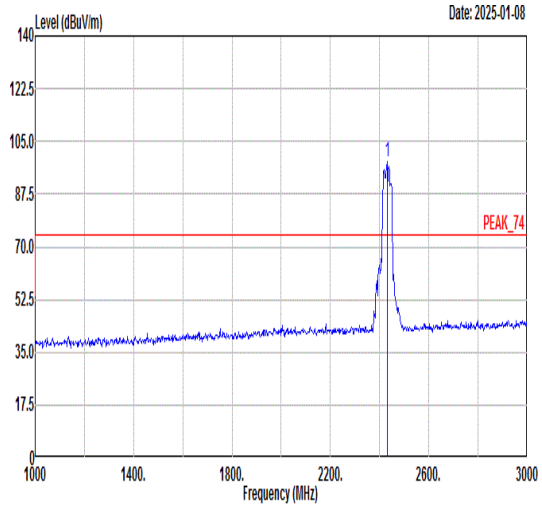 Limit Read Ant Cable Preamp APos TPos Freq Level Line Margin Level Factor Loss Factor Remark MHz dBuV/m dBuV/m dB dBuV dB/m dB dB cm deg 1 2432.00 98.34 ------ ------ 96.28 30.79 5.40 34.13 400 173 PEAK
Avg	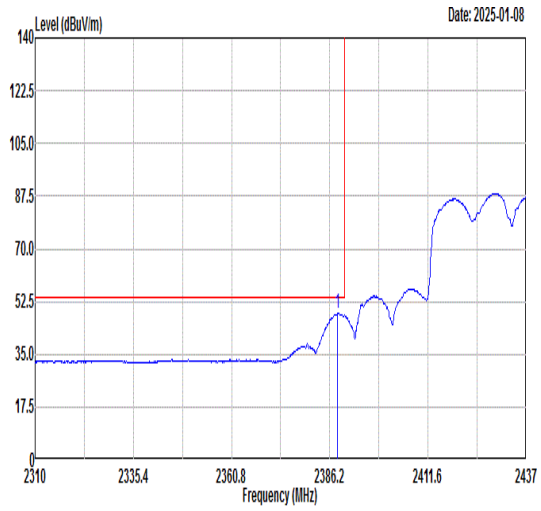 Limit Read Ant Cable Preamp APos TPos Freq Level Line Margin Level Factor Loss Factor Remark MHz dBuV/m dBuV/m dB dBuV dB/m dB dB cm deg 1 2388.23 48.46 54.00 -5.54 46.46 30.78 5.36 34.14 400 173 AVERAGE	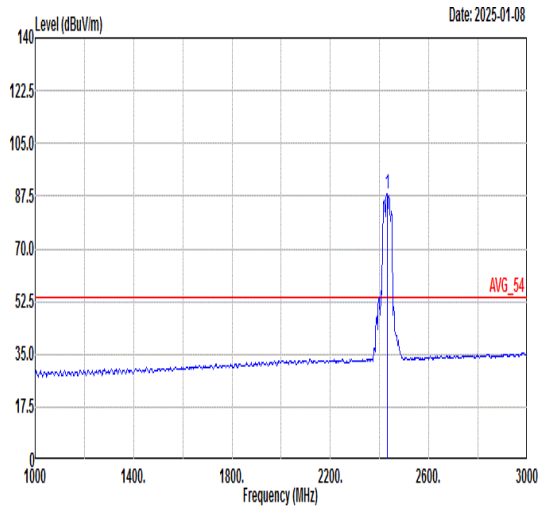 Limit Read Ant Cable Preamp APos TPos Freq Level Line Margin Level Factor Loss Factor Remark MHz dBuV/m dBuV/m dB dBuV dB/m dB dB cm deg 1 2432.00 88.14 ------ ------ 86.08 30.79 5.40 34.13 400 173 AVERAGE

Mode	21	
	Band Edge - R	
	2400-2483.5_802.11ax HE40_CH05_Full RU_2432MHz	
ANT	CDD3+4	
Pol.	Horizontal	Fundamental
Peak	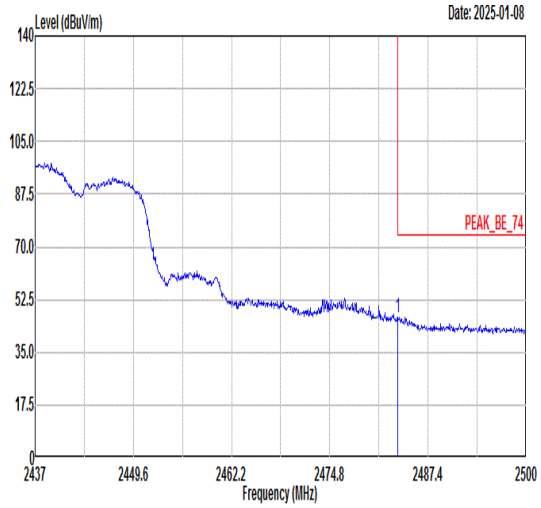 Freq Level Limit Line Margin Read Level Ant Factor Cable Loss Preamp Factor APos TPos Remark MHz dBuV/m dBuV/m dB dBuV dB/m dB dB cm deg 1 2483.56 46.59 74.00 -27.41 44.44 30.80 5.46 34.11 400 173 PEAK	Blank
Avg	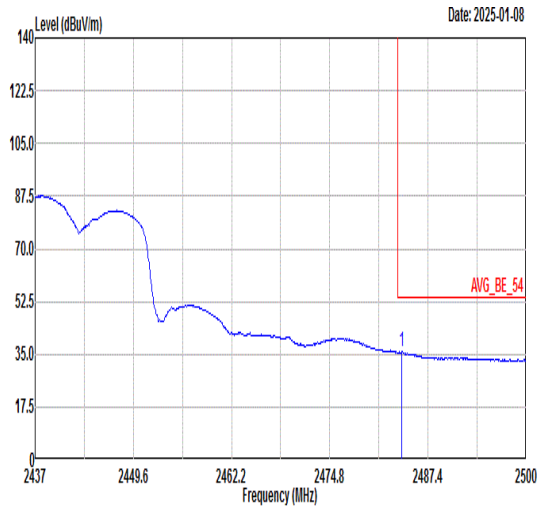 Freq Level Limit Line Margin Read Level Ant Factor Cable Loss Preamp Factor APos TPos Remark MHz dBuV/m dBuV/m dB dBuV dB/m dB dB cm deg 1 2484.06 35.80 54.00 -18.20 33.65 30.80 5.46 34.11 400 173 AVERAGE	Blank

Mode	21	
	Band Edge - L	
	2400-2483.5_802.11ax HE40_CH05_Full RU_2432MHz	
ANT	CDD3+4	
Pol.	Vertical	Fundamental
Peak	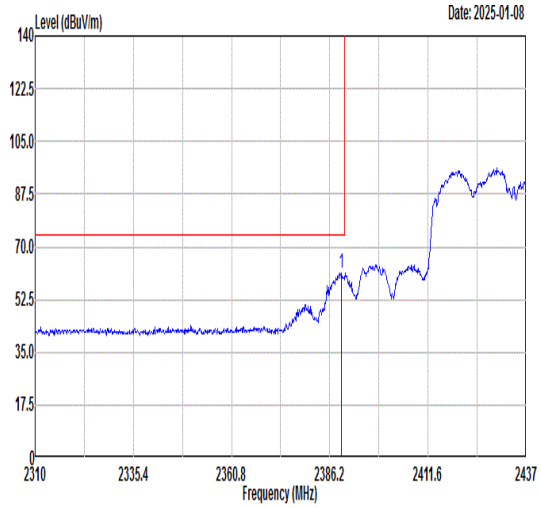 Freq Level Limit Line Margin Read Level Ant Factor Cable Loss Preamp Factor APos TPos Remark MHz dBuV/m dBuV/m dB dBuV dB/m dB dB cm deg 1 2389.25 61.10 74.00 -12.90 59.10 30.78 5.36 34.14 111 275 PEAK	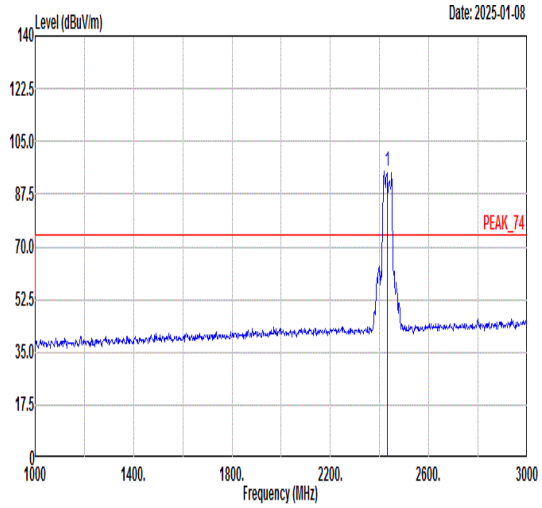 Freq Level Limit Line Margin Read Level Ant Factor Cable Loss Preamp Factor APos TPos Remark MHz dBuV/m dBuV/m dB dBuV dB/m dB dB cm deg 1 2432.00 95.35 ------ ------ 93.31 30.78 5.39 34.13 111 275 PEAK
Avg	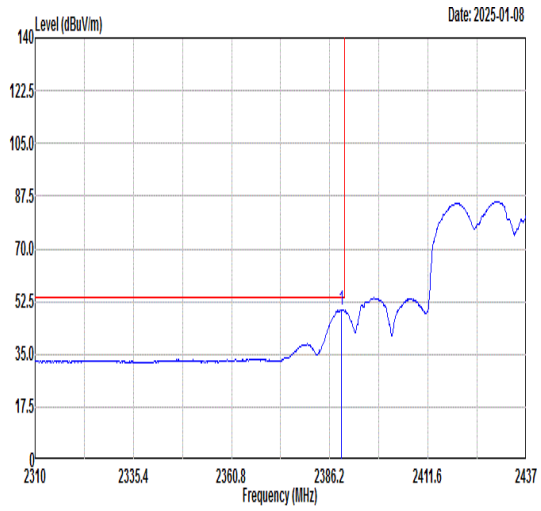 Freq Level Limit Line Margin Read Level Ant Factor Cable Loss Preamp Factor APos TPos Remark MHz dBuV/m dBuV/m dB dBuV dB/m dB dB cm deg 1 2389.25 49.79 54.00 -4.21 47.79 30.78 5.36 34.14 111 275 AVERAGE	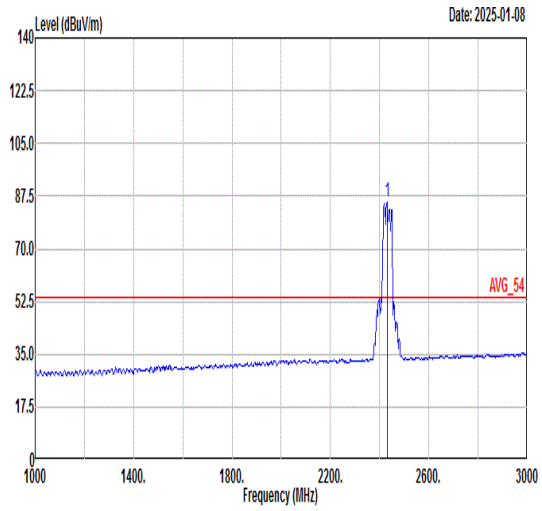 Freq Level Limit Line Margin Read Level Ant Factor Cable Loss Preamp Factor APos TPos Remark MHz dBuV/m dBuV/m dB dBuV dB/m dB dB cm deg 1 2432.00 85.56 ------ ------ 83.50 30.79 5.40 34.13 111 275 AVERAGE

Mode	21	
	Band Edge - R	
	2400-2483.5_802.11ax HE40_CH05_Full RU_2432MHz	
ANT	CDD3+4	
Pol.	Vertical	Fundamental
Peak	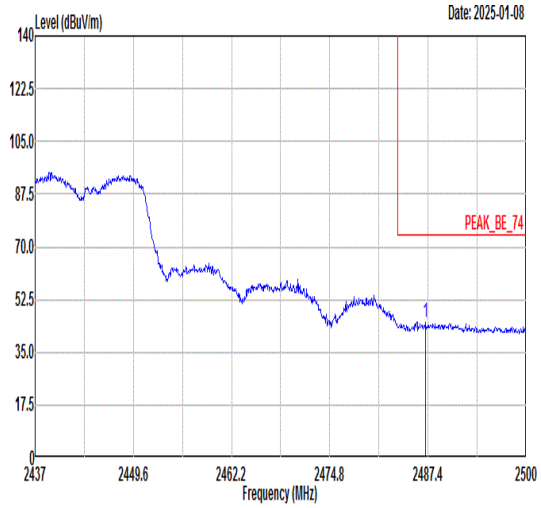 Freq Level Limit Line Margin Read Level Ant Factor Cable Loss Preamp Factor APos TPos Remark MHz dBuV/m dBuV/m dB dBuV dB/m dB dB cm deg 1 2487.09 44.73 74.00 -29.27 42.58 30.80 5.46 34.11 111 275 PEAK	Blank
Avg	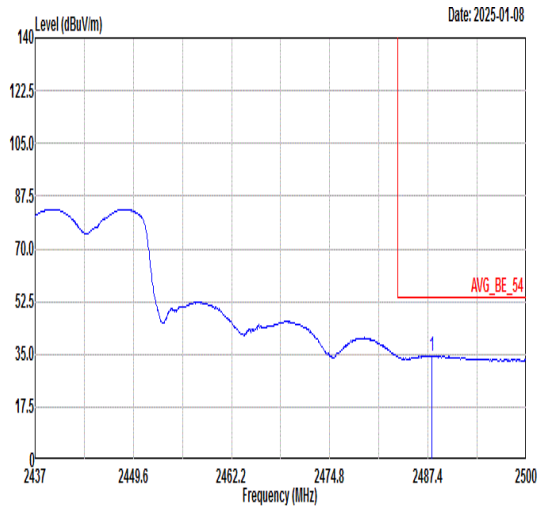 Freq Level Limit Line Margin Read Level Ant Factor Cable Loss Preamp Factor APos TPos Remark MHz dBuV/m dBuV/m dB dBuV dB/m dB dB cm deg 1 2487.90 34.46 54.00 -19.54 32.30 30.80 5.46 34.10 111 275 AVERAGE	Blank

Mode	22	
	Band Edge - L	
	2400-2483.5_802.11ax HE40_CH08_Full RU_2447MHz	
ANT	CDD3+4	
Pol.	Horizontal	Fundamental
Peak	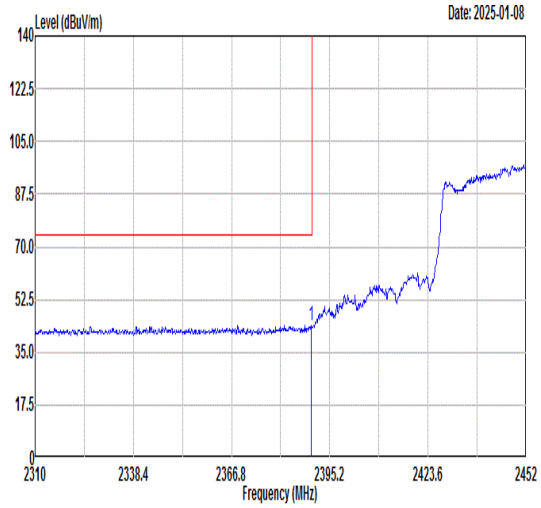 Freq Level Limit Line Margin Read Level Ant Factor Cable Loss Preamp Factor APos TPos Remark MHz dBuV/m dBuV/m dB dBuV dB/m dB dB cm deg 1 2389.95 44.02 74.00 -29.98 42.02 30.78 5.36 34.14 378 360 PEAK	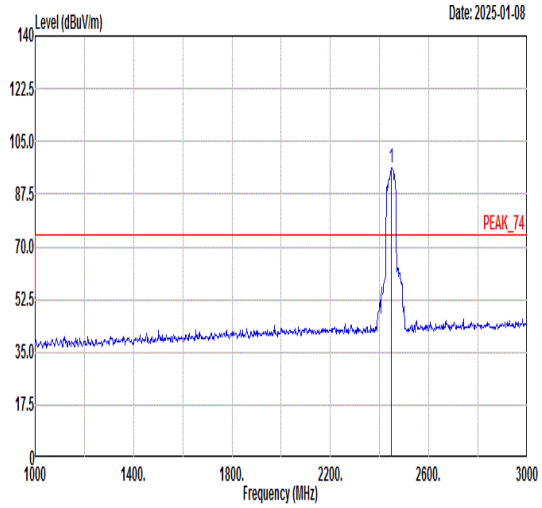 Freq Level Limit Line Margin Read Level Ant Factor Cable Loss Preamp Factor APos TPos Remark MHz dBuV/m dBuV/m dB dBuV dB/m dB dB cm deg 1 2447.00 96.20 ------ ------ 94.11 30.79 5.42 34.12 378 360 PEAK
Avg	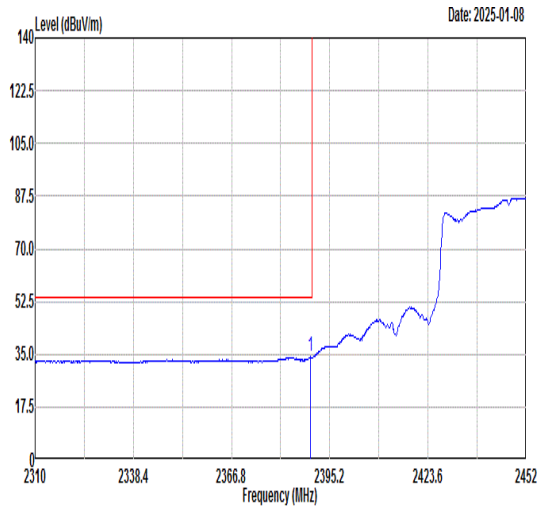 Freq Level Limit Line Margin Read Level Ant Factor Cable Loss Preamp Factor APos TPos Remark MHz dBuV/m dBuV/m dB dBuV dB/m dB dB cm deg 1 2389.52 34.10 54.00 -19.90 32.10 30.78 5.36 34.14 378 360 AVERAGE	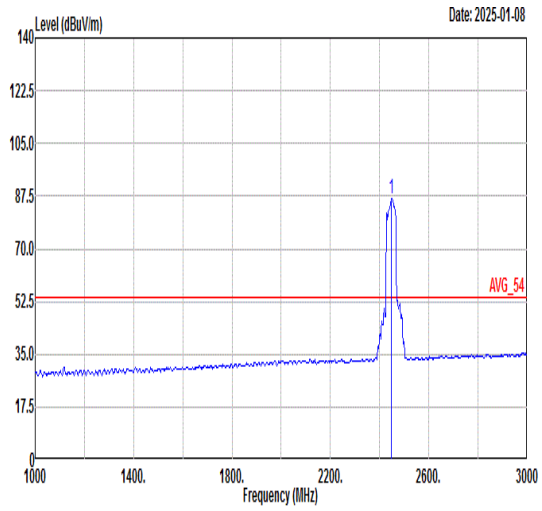 Freq Level Limit Line Margin Read Level Ant Factor Cable Loss Preamp Factor APos TPos Remark MHz dBuV/m dBuV/m dB dBuV dB/m dB dB cm deg 1 2447.00 86.69 ------ ------ 84.60 30.79 5.42 34.12 378 360 AVERAGE

Mode	22	
	Band Edge - R	
	2400-2483.5_802.11ax HE40_CH08_Full RU_2447MHz	
ANT	CDD3+4	
Pol.	Horizontal	Fundamental
Peak	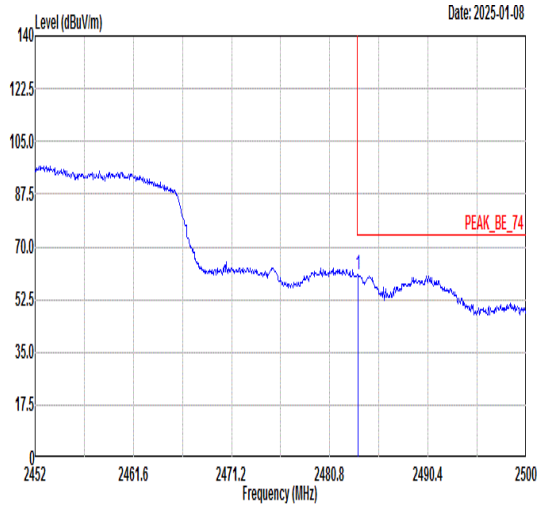 Freq Level Limit Line Margin Read Level Ant Factor Cable Loss Preamp Factor APos TPos Remark MHz dBuV/m dBuV/m dB dBuV dB/m dB dB cm deg 1 2483.58 60.56 74.00 -13.44 58.41 30.80 5.46 34.11 378 360 PEAK	Blank
Avg	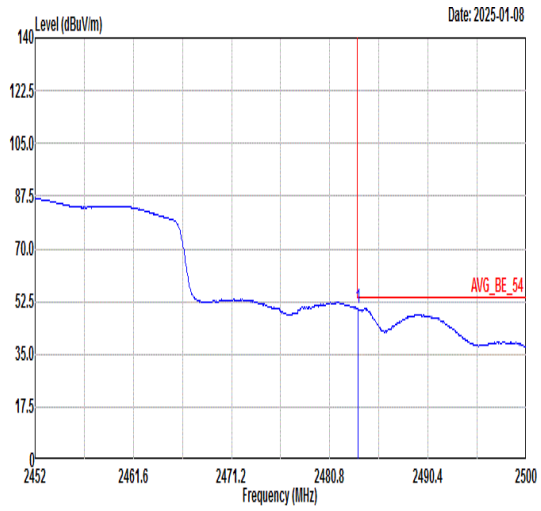 Freq Level Limit Line Margin Read Level Ant Factor Cable Loss Preamp Factor APos TPos Remark MHz dBuV/m dBuV/m dB dBuV dB/m dB dB cm deg 1 2483.54 50.26 54.00 -3.74 48.11 30.80 5.46 34.11 378 360 AVERAGE	Blank

Mode	22	
	Band Edge - L	
	2400-2483.5_802.11ax HE40_CH08_Full RU_2447MHz	
ANT	CDD3+4	
Pol.	Vertical	Fundamental
Peak	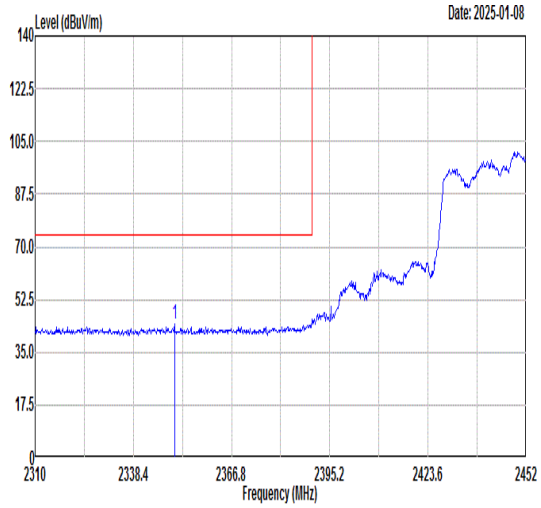 Freq Level Limit Line Margin Read Level Ant Factor Cable Loss Preamp Factor APos TPos Remark MHz dBuV/m dBuV/m dB dBuV dB/m dB dB cm deg 1 2350.33 44.41 74.00 -29.59 42.47 30.77 5.33 34.16 131 119 PEAK	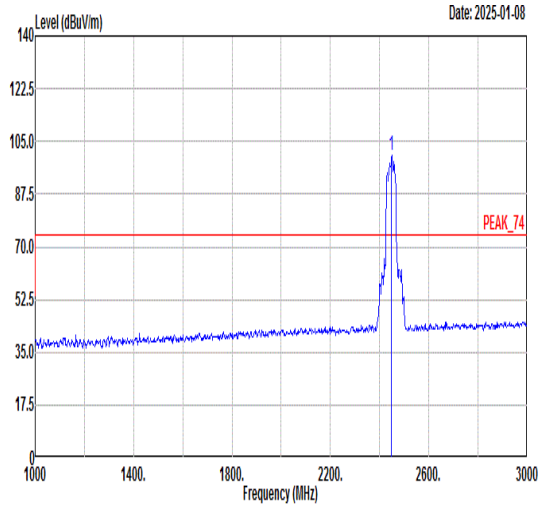 Freq Level Limit Line Margin Read Level Ant Factor Cable Loss Preamp Factor APos TPos Remark MHz dBuV/m dBuV/m dB dBuV dB/m dB dB cm deg 1 2447.00 100.54 ------ ------ 98.45 30.79 5.42 34.12 131 119 PEAK
Avg	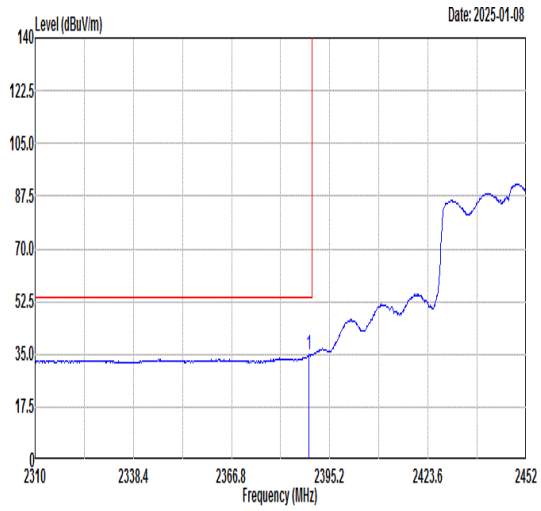 Freq Level Limit Line Margin Read Level Ant Factor Cable Loss Preamp Factor APos TPos Remark MHz dBuV/m dBuV/m dB dBuV dB/m dB dB cm deg 1 2389.24 34.68 54.00 -19.32 32.68 30.78 5.36 34.14 131 119 AVERAGE	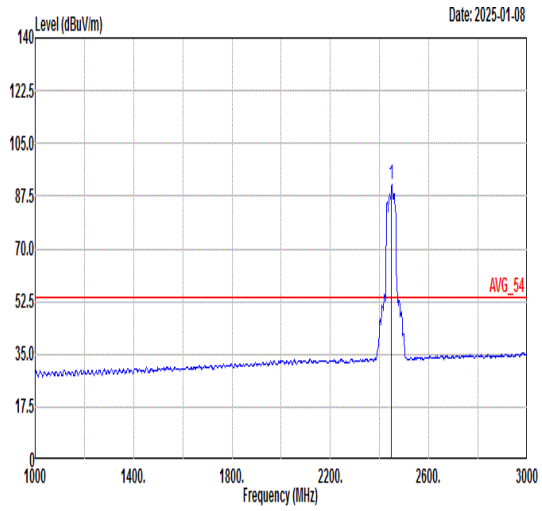 Freq Level Limit Line Margin Read Level Ant Factor Cable Loss Preamp Factor APos TPos Remark MHz dBuV/m dBuV/m dB dBuV dB/m dB dB cm deg 1 2447.00 91.23 ------ ------ 89.14 30.79 5.42 34.12 131 119 AVERAGE

Mode	22	
	Band Edge - R	
	2400-2483.5_802.11ax HE40_CH08_Full RU_2447MHz	
ANT	CDD3+4	
Pol.	Vertical	Fundamental
Peak	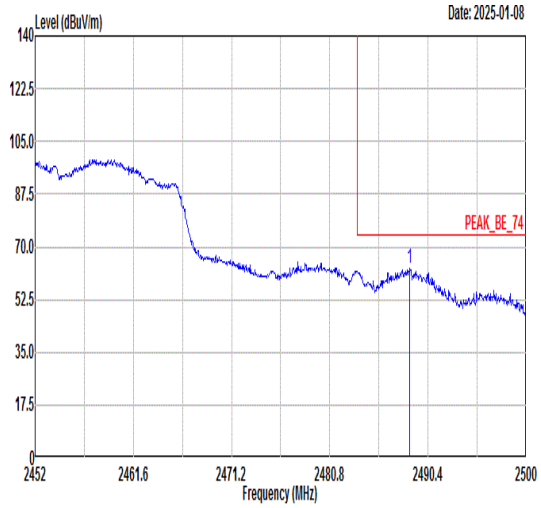 Freq Level Limit Line Margin Read Level Ant Factor Cable Loss Preamp Factor APos TPos Remark MHz dBuV/m dBuV/m dB dBuV dB/m dB dB cm deg 1 2488.62 62.79 74.00 -11.21 60.62 30.80 5.47 34.10 131 119 PEAK	Blank
Avg	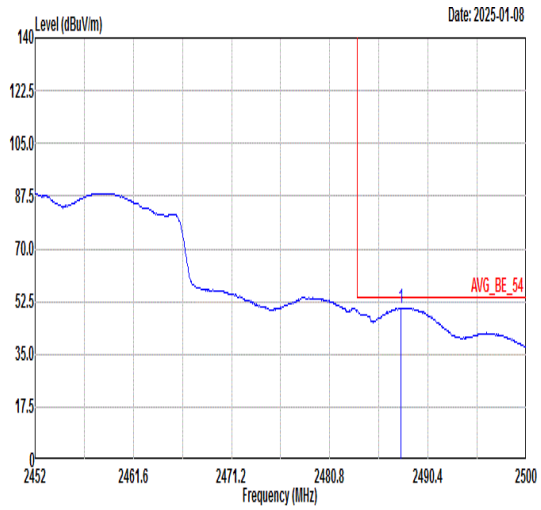 Freq Level Limit Line Margin Read Level Ant Factor Cable Loss Preamp Factor APos TPos Remark MHz dBuV/m dBuV/m dB dBuV dB/m dB dB cm deg 1 2487.76 50.38 54.00 -3.62 48.22 30.80 5.46 34.10 131 119 AVERAGE	Blank

Mode	23	
	Band Edge - L	
	2400-2483.5_802.11ax HE40_CH07_Full RU_2442MHz	
ANT	CDD3+4	
Pol.	Horizontal	Fundamental
Peak	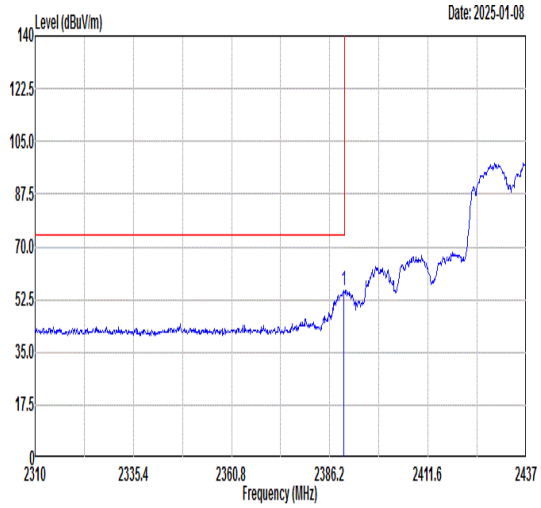 Freq Level Limit Line Margin Read Level Ant Factor Cable Loss Preamp Factor APos TPos Remark MHz dBuV/m dBuV/m dB dBuV dB/m dB dB cm deg 1 2389.76 55.35 74.00 -18.65 53.35 30.78 5.36 34.14 309 153 PEAK	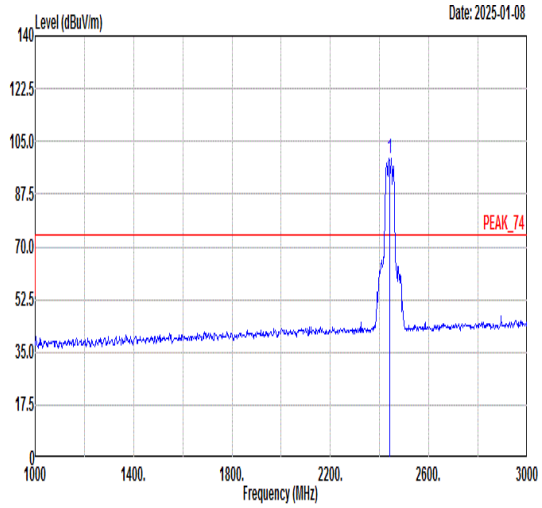 Freq Level Limit Line Margin Read Level Ant Factor Cable Loss Preamp Factor APos TPos Remark MHz dBuV/m dBuV/m dB dBuV dB/m dB dB cm deg 1 2442.00 99.32 ------ ------ 97.24 30.79 5.41 34.12 309 153 PEAK
Avg	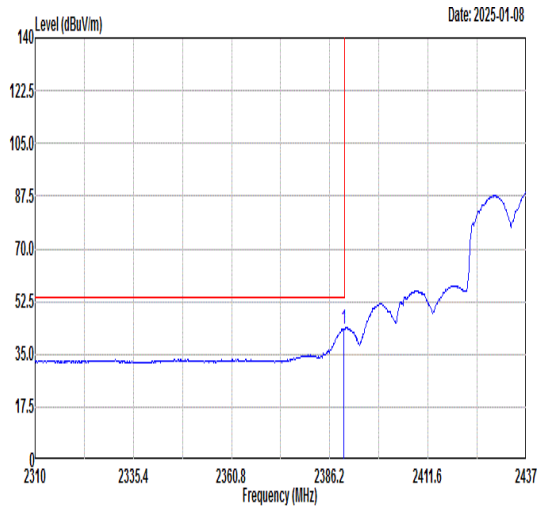 Freq Level Limit Line Margin Read Level Ant Factor Cable Loss Preamp Factor APos TPos Remark MHz dBuV/m dBuV/m dB dBuV dB/m dB dB cm deg 1 2389.76 43.46 54.00 -10.54 41.46 30.78 5.36 34.14 309 153 AVERAGE	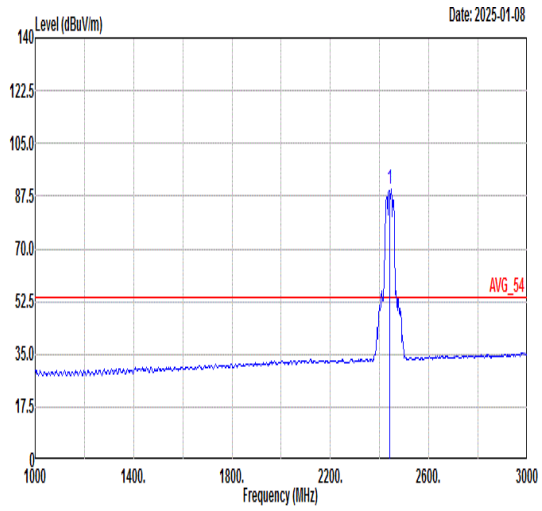 Freq Level Limit Line Margin Read Level Ant Factor Cable Loss Preamp Factor APos TPos Remark MHz dBuV/m dBuV/m dB dBuV dB/m dB dB cm deg 1 2442.00 89.62 ------ ------ 87.53 30.79 5.42 34.12 309 153 AVERAGE

Mode	23	
	Band Edge - R	
	2400-2483.5_802.11ax HE40_CH07_Full RU_2442MHz	
ANT	CDD3+4	
Pol.	Horizontal	Fundamental
Peak	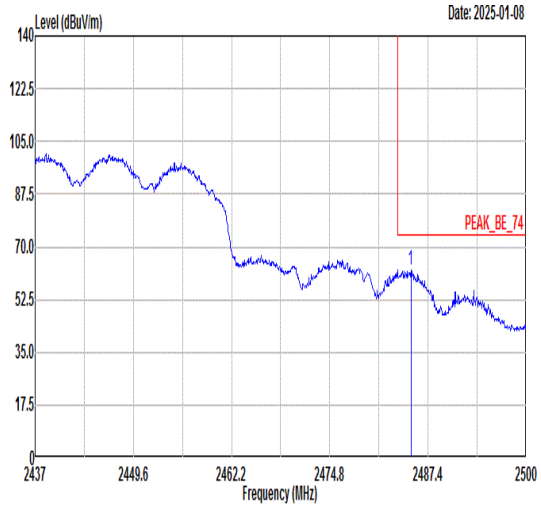 Freq Level Limit Line Margin Read Level Ant Factor Cable Loss Preamp Factor APos TPos Remark MHz dBuV/m dBuV/m dB dBuV dB/m dB dB cm deg 1 2485.20 62.36 74.00 -11.64 60.21 30.80 5.46 34.11 309 153 PEAK	Blank
Avg	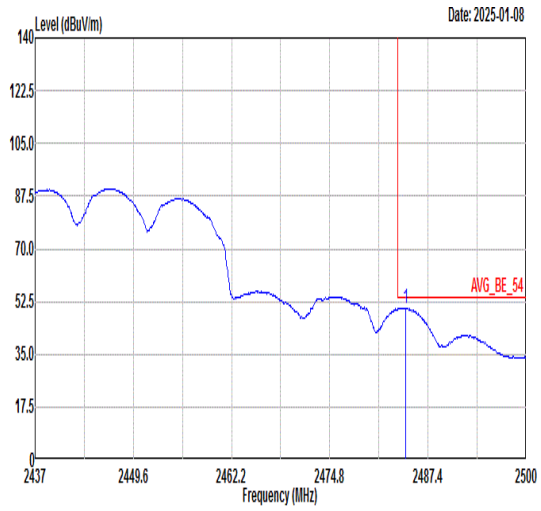 Freq Level Limit Line Margin Read Level Ant Factor Cable Loss Preamp Factor APos TPos Remark MHz dBuV/m dBuV/m dB dBuV dB/m dB dB cm deg 1 2484.50 50.39 54.00 -3.61 48.24 30.80 5.46 34.11 309 153 AVERAGE	Blank

Mode	23	
	Band Edge - L	
	2400-2483.5_802.11ax HE40_CH07_Full RU_2442MHz	
ANT	CDD3+4	
Pol.	Vertical	Fundamental
Peak	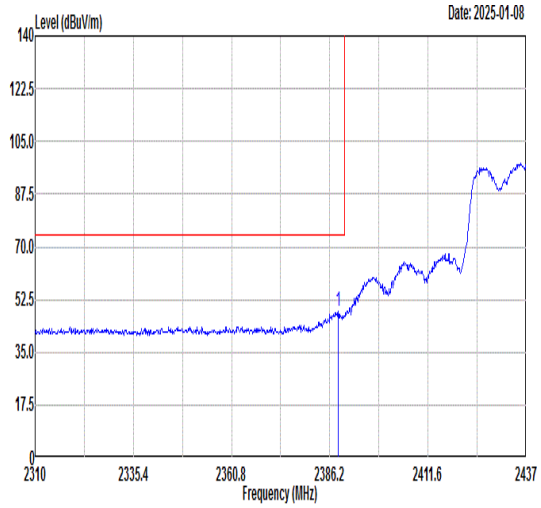 Freq Level Limit Line Margin Read Level Ant Factor Cable Loss Preamp Factor APos TPos Remark MHz dBuV/m dBuV/m dB dBuV dB/m dB dB cm deg 1 2388.36 48.79 74.00 -25.21 46.79 30.78 5.36 34.14 100 122 PEAK	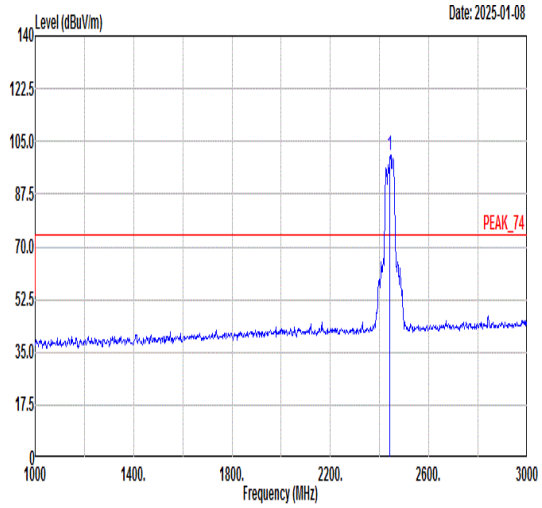 Freq Level Limit Line Margin Read Level Ant Factor Cable Loss Preamp Factor APos TPos Remark MHz dBuV/m dBuV/m dB dBuV dB/m dB dB cm deg 1 2442.00 100.31 ------ ------ 98.22 30.79 5.42 34.12 100 122 PEAK
Avg	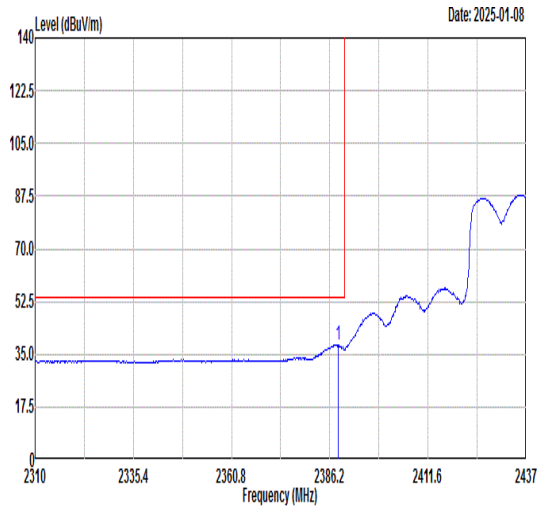 Freq Level Limit Line Margin Read Level Ant Factor Cable Loss Preamp Factor APos TPos Remark MHz dBuV/m dBuV/m dB dBuV dB/m dB dB cm deg 1 2388.36 38.22 54.00 -15.78 36.22 30.78 5.36 34.14 100 122 AVERAGE	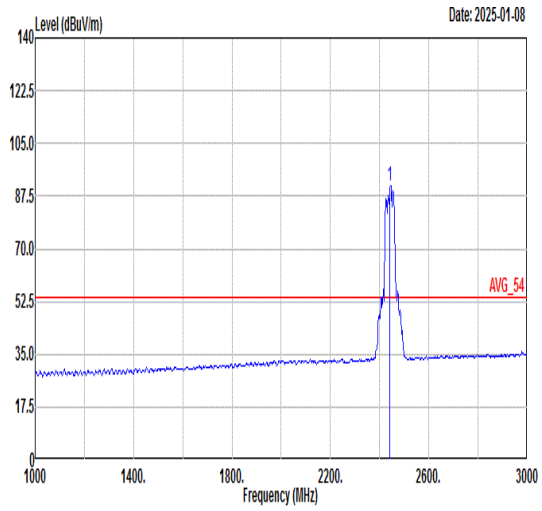 Freq Level Limit Line Margin Read Level Ant Factor Cable Loss Preamp Factor APos TPos Remark MHz dBuV/m dBuV/m dB dBuV dB/m dB dB cm deg 1 2442.00 91.11 ------ ------ 89.02 30.79 5.42 34.12 100 122 AVERAGE

Mode	23	
	Band Edge - R	
	2400-2483.5_802.11ax HE40_CH07_Full RU_2442MHz	
ANT	CDD3+4	
Pol.	Vertical	Fundamental
Peak	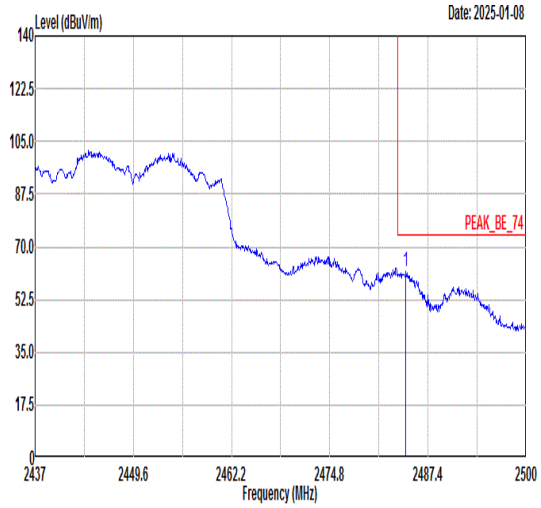 Freq Level Limit Line Margin Read Level Ant Factor Cable Loss Preamp Factor APos TPos Remark MHz dBuV/m dBuV/m dB dBuV dB/m dB dB cm deg 1 2484.57 61.86 74.00 -12.14 59.71 30.80 5.46 34.11 100 122 PEAK	Blank
Avg	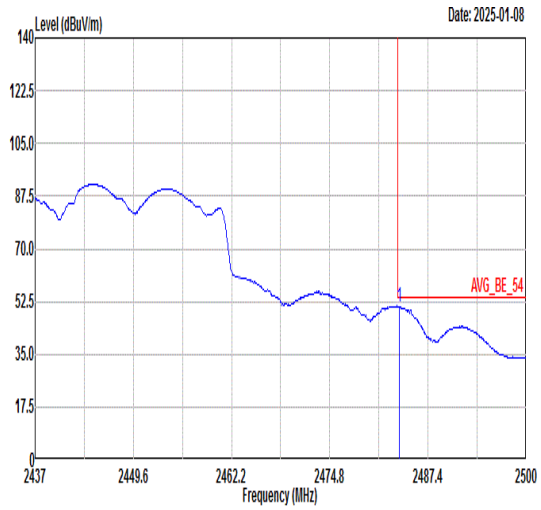 Freq Level Limit Line Margin Read Level Ant Factor Cable Loss Preamp Factor APos TPos Remark MHz dBuV/m dBuV/m dB dBuV dB/m dB dB cm deg 1 2483.68 50.75 54.00 -3.25 48.60 30.80 5.46 34.11 100 122 AVERAGE	Blank

Mode	24	
	Band Edge - L	
	2400-2483.5_802.11ax HE40_CH06_Full RU_2437MHz	
ANT	CDD3+4	
Pol.	Horizontal	Fundamental
Peak	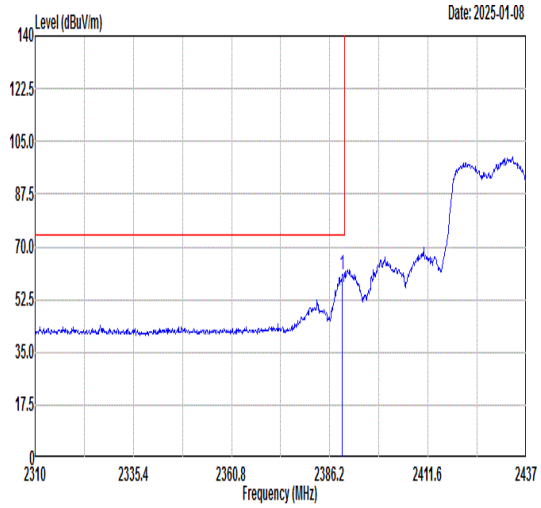 Freq Level Limit Line Margin Read Level Ant Factor Cable Loss Preamp Factor APos TPos Remark MHz dBuV/m dBuV/m dB dBuV dB/m dB dB cm deg 1 2389.50 60.93 74.00 -13.07 58.93 30.78 5.36 34.14 261 149 PEAK	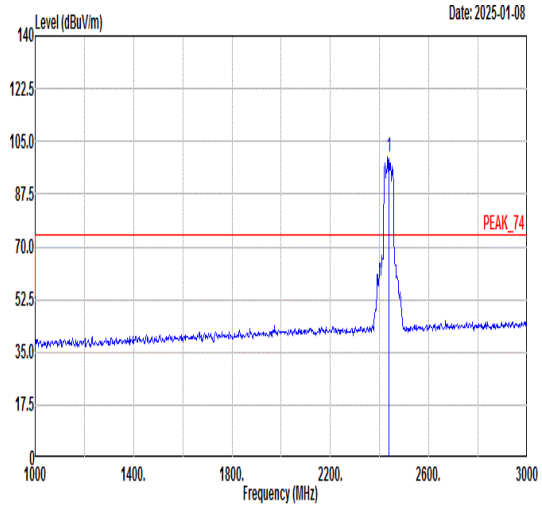 Freq Level Limit Line Margin Read Level Ant Factor Cable Loss Preamp Factor APos TPos Remark MHz dBuV/m dBuV/m dB dBuV dB/m dB dB cm deg 1 2437.00 100.02 ------ ------ 97.96 30.79 5.40 34.13 261 149 PEAK
Avg	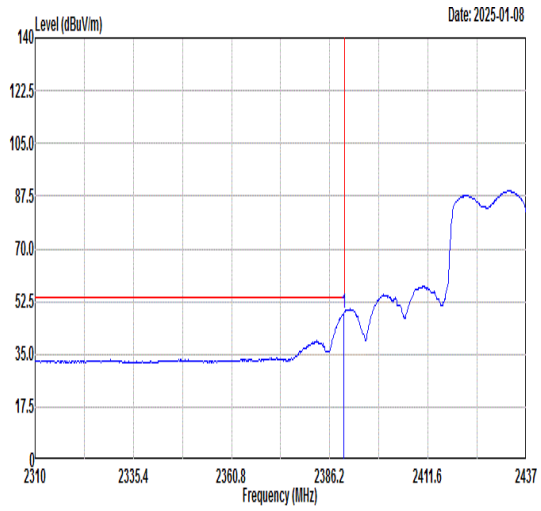 Freq Level Limit Line Margin Read Level Ant Factor Cable Loss Preamp Factor APos TPos Remark MHz dBuV/m dBuV/m dB dBuV dB/m dB dB cm deg 1 2389.88 48.81 54.00 -5.19 46.81 30.78 5.36 34.14 261 149 AVERAGE	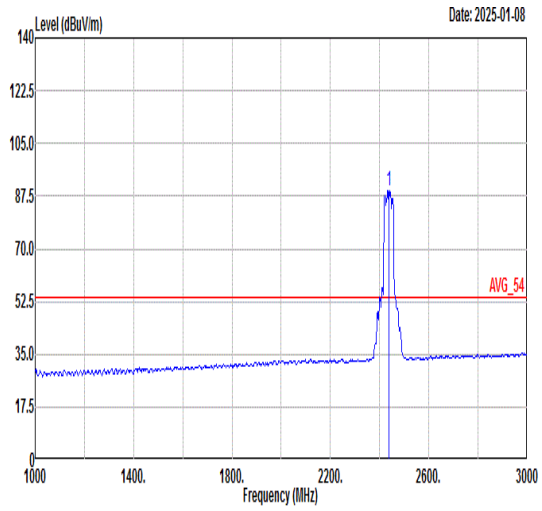 Freq Level Limit Line Margin Read Level Ant Factor Cable Loss Preamp Factor APos TPos Remark MHz dBuV/m dBuV/m dB dBuV dB/m dB dB cm deg 1 2437.00 89.25 ------ ------ 87.19 30.79 5.40 34.13 261 149 AVERAGE

Mode	24	
	Band Edge - R	
	2400-2483.5_802.11ax HE40_CH06_Full RU_2437MHz	
ANT	CDD3+4	
Pol.	Horizontal	Fundamental
Peak	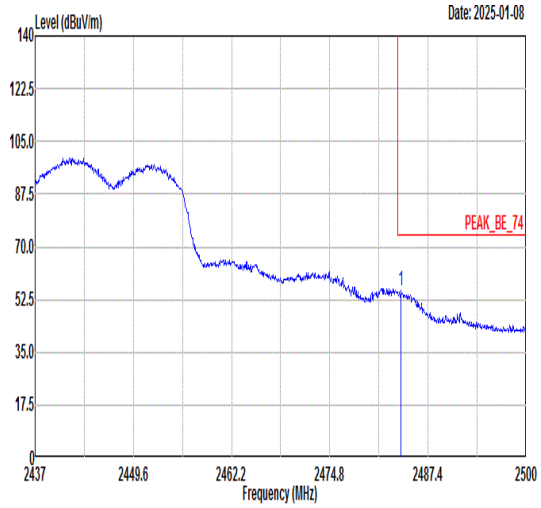 Freq Level Limit Line Margin Read Level Ant Factor Cable Loss Preamp Factor APos TPos Remark MHz dBuV/m dBuV/m dB dBuV dB/m dB dB cm deg 1 2483.94 55.64 74.00 -18.36 53.49 30.80 5.46 34.11 261 149 PEAK	Blank
Avg	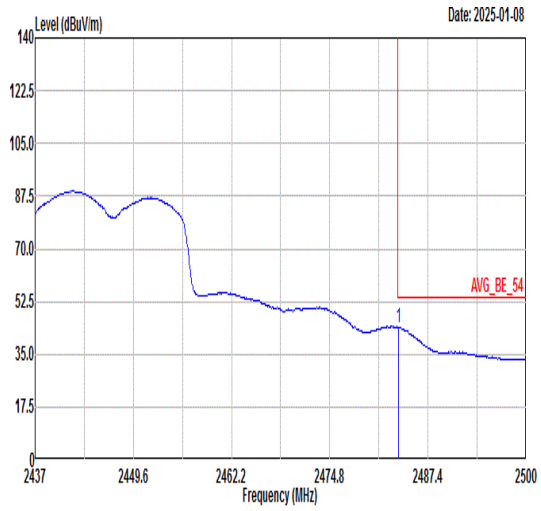 Freq Level Limit Line Margin Read Level Ant Factor Cable Loss Preamp Factor APos TPos Remark MHz dBuV/m dBuV/m dB dBuV dB/m dB dB cm deg 1 2483.62 43.89 54.00 -10.11 41.74 30.80 5.46 34.11 261 149 AVERAGE	Blank

Mode	24	
	Band Edge - L	
	2400-2483.5_802.11ax HE40_CH06_Full RU_2437MHz	
ANT	CDD3+4	
Pol.	Vertical	Fundamental
Peak	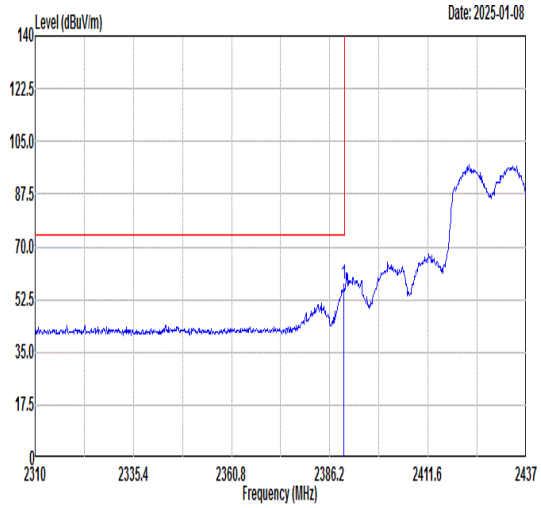 Freq Level Limit Line Margin Read Level Ant Factor Cable Loss Preamp Factor APos TPos Remark MHz dBuV/m dBuV/m dB dBuV dB/m dB dB cm deg 1 2389.88 57.44 74.00 -16.56 55.44 30.78 5.36 34.14 100 312 PEAK	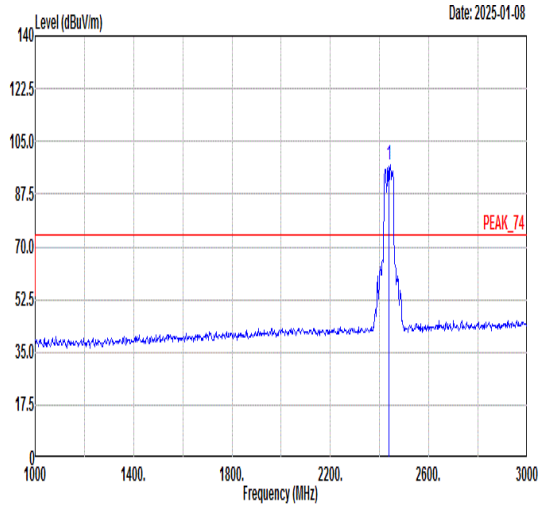 Freq Level Limit Line Margin Read Level Ant Factor Cable Loss Preamp Factor APos TPos Remark MHz dBuV/m dBuV/m dB dBuV dB/m dB dB cm deg 1 2437.00 97.25 ------ ------ 95.16 30.79 5.42 34.12 100 312 PEAK
Avg	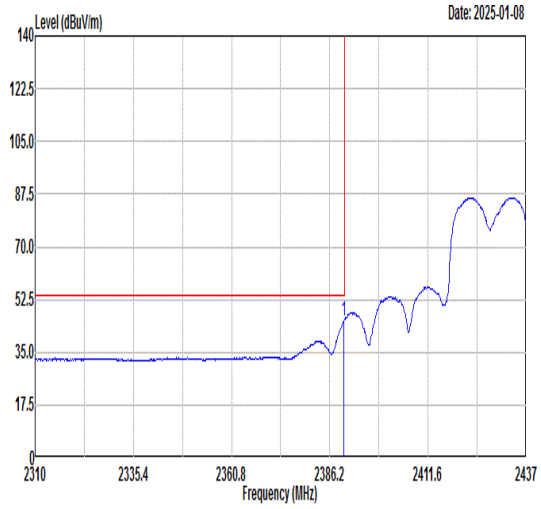 Freq Level Limit Line Margin Read Level Ant Factor Cable Loss Preamp Factor APos TPos Remark MHz dBuV/m dBuV/m dB dBuV dB/m dB dB cm deg 1 2389.88 45.46 54.00 -8.54 43.46 30.78 5.36 34.14 100 312 AVERAGE	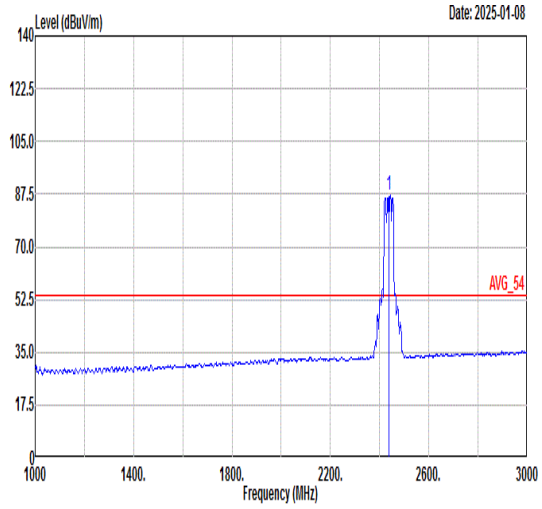 Freq Level Limit Line Margin Read Level Ant Factor Cable Loss Preamp Factor APos TPos Remark MHz dBuV/m dBuV/m dB dBuV dB/m dB dB cm deg 1 2437.00 86.95 ------ ------ 84.86 30.79 5.42 34.12 100 312 AVERAGE

Mode	24	
	Band Edge - R	
	2400-2483.5_802.11ax HE40_CH06_Full RU_2437MHz	
ANT	CDD3+4	
Pol.	Vertical	Fundamental
Peak	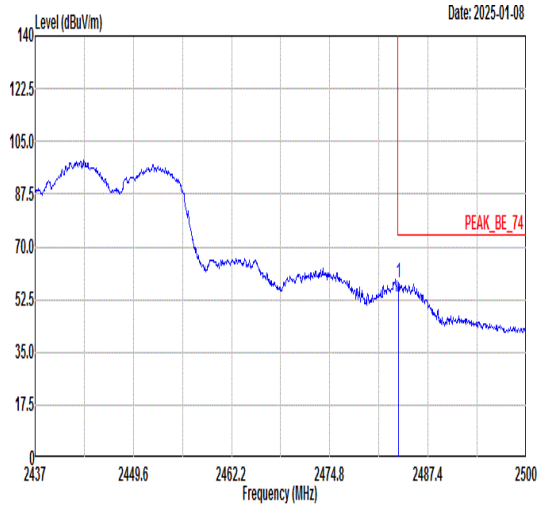 Freq Level Limit Line Margin Read Level Ant Factor Cable Loss Preamp Factor APos TPos Remark MHz dBuV/m dBuV/m dB dBuV dB/m dB dB cm deg 1 2483.62 57.85 74.00 -16.15 55.70 30.80 5.46 34.11 100 312 PEAK	Blank
Avg	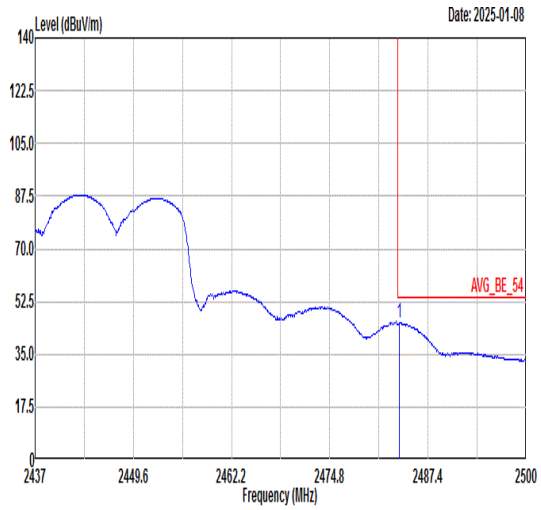 Freq Level Limit Line Margin Read Level Ant Factor Cable Loss Preamp Factor APos TPos Remark MHz dBuV/m dBuV/m dB dBuV dB/m dB dB cm deg 1 2483.68 45.69 54.00 -8.31 43.54 30.80 5.46 34.11 100 312 AVERAGE	Blank

Co-location

Mode	25	
	Band Edge	
	2400-2483.5_802.11ax HE20_CH11_Full RU_2462MHz+ Bluetooth LE_2Mbps_CHY_Full RU_2402MHz+B48 LINK	
ANT	CDD3+4	
Pol.	Horizontal	Fundamental
Peak	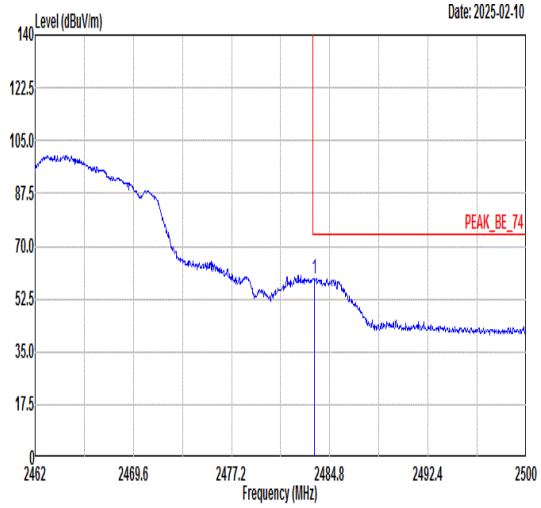 Freq Level Limit Line Margin (dB) Read Level Ant Factor Cable Loss Preamp Factor APos TPos Remark MHz dBuV/m dBuV/m dBuV dB/m dB dB cm deg 1 2483.58 59.34 74.00 -14.66 57.19 30.80 5.46 34.11 300 154 PEAK	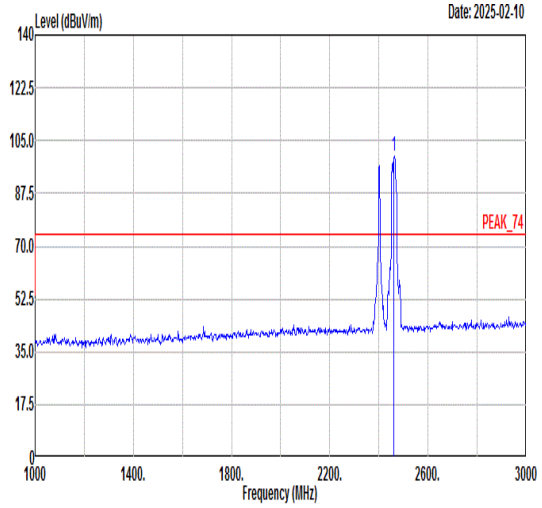 Freq Level Limit Line Margin (dB) Read Level Ant Factor Cable Loss Preamp Factor APos TPos Remark MHz dBuV/m dBuV/m dBuV dB/m dB dB cm deg 1 2462.00 99.84 ------ ------ 97.72 30.79 5.44 34.11 300 154 PEAK
Avg	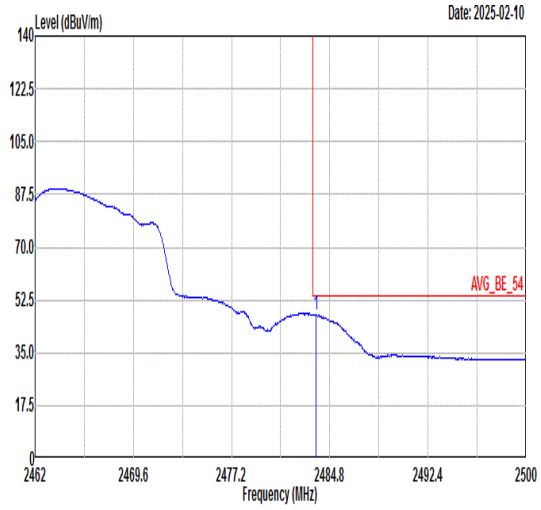 Freq Level Limit Line Margin (dB) Read Level Ant Factor Cable Loss Preamp Factor APos TPos Remark MHz dBuV/m dBuV/m dBuV dB/m dB dB cm deg 1 2483.74 47.72 54.00 -6.28 45.57 30.80 5.46 34.11 300 154 AVERAGE	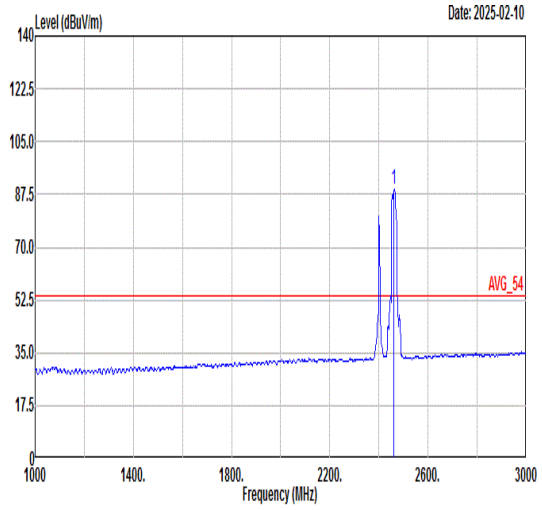 Freq Level Limit Line Margin (dB) Read Level Ant Factor Cable Loss Preamp Factor APos TPos Remark MHz dBuV/m dBuV/m dBuV dB/m dB dB cm deg 1 2462.00 89.12 ------ ------ 87.00 30.79 5.44 34.11 300 154 AVERAGE

Mode	25	
	Band Edge	
	2400-2483.5_802.11ax HE20_CH11_Full RU_2462MHz+ Bluetooth LE_2Mbps_CHY_Full RU_2402MHz+B48 LINK	
ANT	CDD3+4	
Pol.	Vertical	Fundamental
Peak	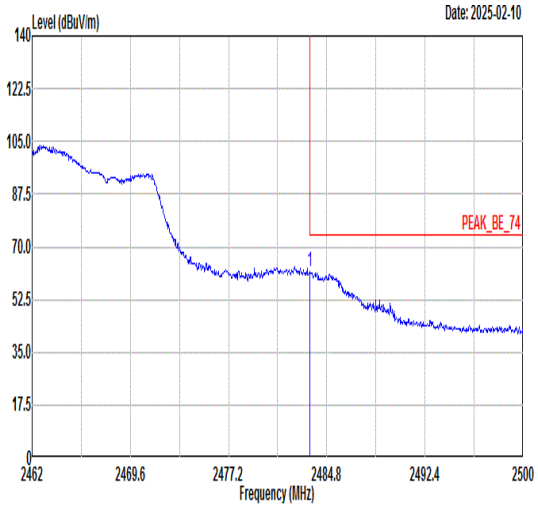 Freq Level Limit Line Margin (dB) Read Level Ant Factor Cable Loss Preamp Factor APos TPos Remark 1 2483.51 62.02 74.00 -11.98 59.87 30.80 5.46 34.11 127 108 PEAK	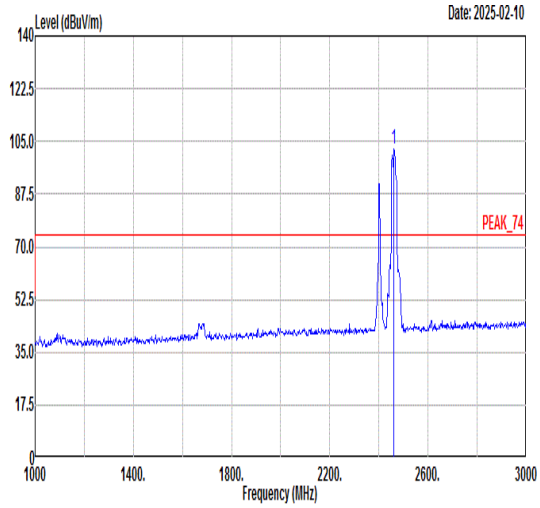 Freq Level Limit Line Margin (dB) Read Level Ant Factor Cable Loss Preamp Factor APos TPos Remark 1 2462.00 102.30 ------ ------ 100.19 30.79 5.44 34.12 127 108 PEAK
Avg	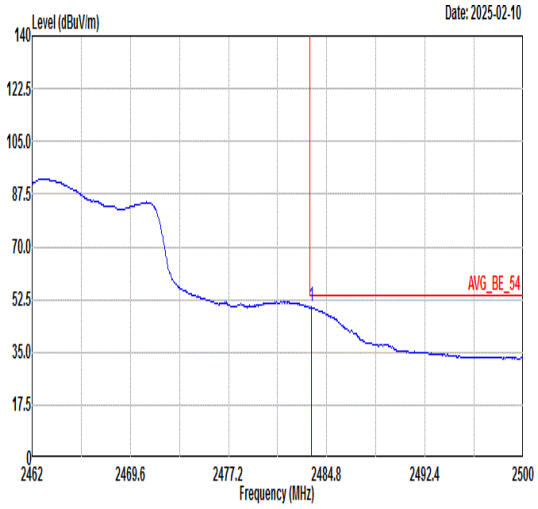 Freq Level Limit Line Margin (dB) Read Level Ant Factor Cable Loss Preamp Factor APos TPos Remark 1 2483.62 49.95 54.00 -4.05 47.80 30.80 5.46 34.11 127 108 AVERAGE	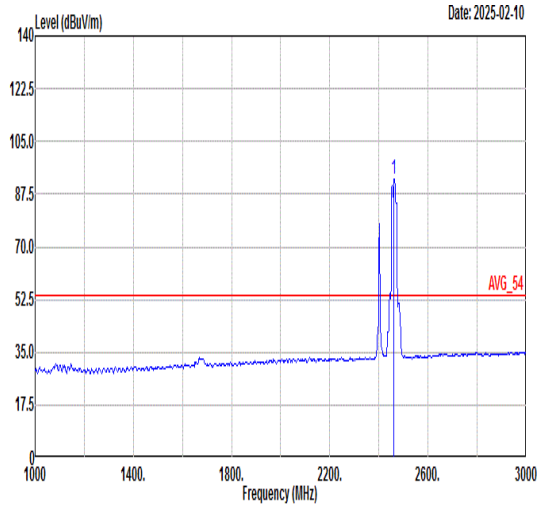 Freq Level Limit Line Margin (dB) Read Level Ant Factor Cable Loss Preamp Factor APos TPos Remark 1 2462.00 92.35 ------ ------ 90.23 30.79 5.44 34.11 127 108 AVERAGE

Mode	25	
	Band Edge	
	2400-2483.5_802.11ax HE20_CH11_Full RU_2462MHz+ Bluetooth LE_2Mbps_CHY_Full RU_2402MHz+B48 LINK	
ANT	4	
Pol.	Horizontal	Fundamental
Peak	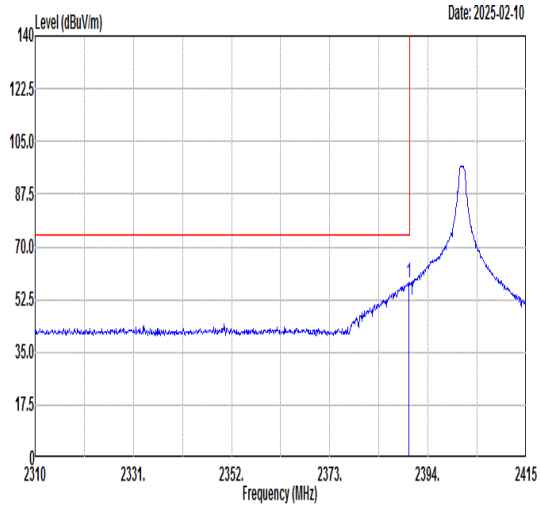 Freq Level Limit Line Margin (dB) Read Level Ant Factor Cable Loss Preamp Factor APos TPos Remark MHz dBuV/m dBuV/m dBuV dB/m dB dB cm deg 1 2389.91 57.96 74.00 -16.04 55.96 30.78 5.36 34.14 377 348 PEAK	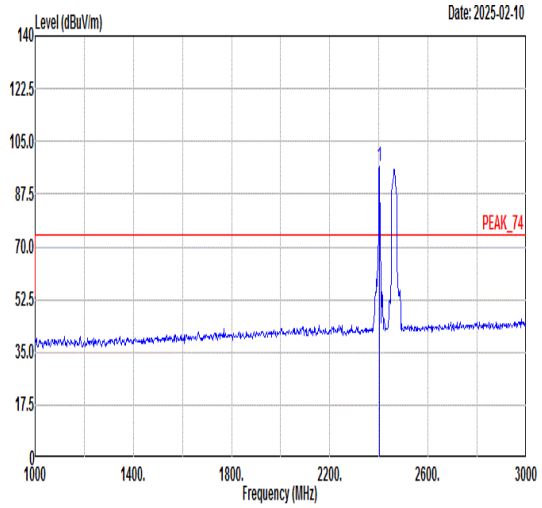 Freq Level Limit Line Margin (dB) Read Level Ant Factor Cable Loss Preamp Factor APos TPos Remark MHz dBuV/m dBuV/m dBuV dB/m dB dB cm deg 1 2402.00 96.75 ------ ------ 94.74 30.78 5.37 34.14 377 348 PEAK
Avg	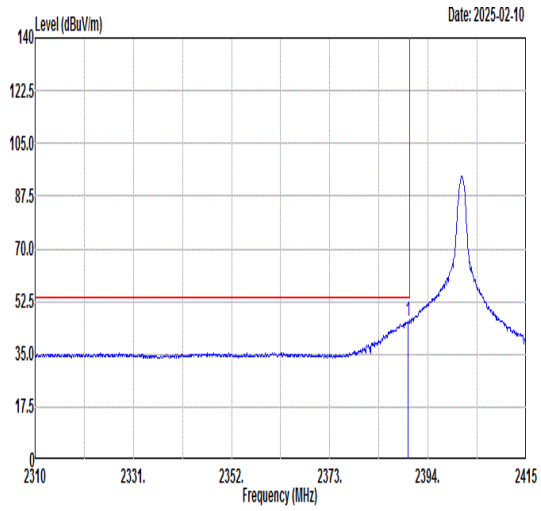 Freq Level Limit Line Margin (dB) Read Level Ant Factor Cable Loss Preamp Factor APos TPos Remark MHz dBuV/m dBuV/m dBuV dB/m dB dB cm deg 1 2389.80 45.83 54.00 -8.17 43.83 30.78 5.36 34.14 377 348 AVERAGE	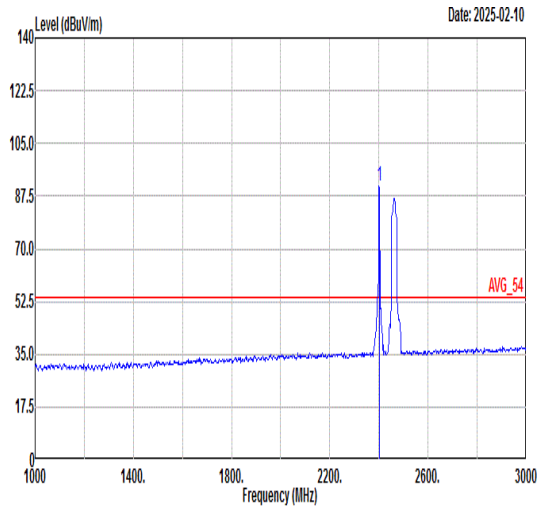 Freq Level Limit Line Margin (dB) Read Level Ant Factor Cable Loss Preamp Factor APos TPos Remark MHz dBuV/m dBuV/m dBuV dB/m dB dB cm deg 1 2402.00 90.64 ------ ------ 88.63 30.78 5.37 34.14 377 348 AVERAGE

Mode	25	
	Band Edge	
	2400-2483.5_802.11ax HE20_CH11_Full RU_2462MHz+ Bluetooth LE_2Mbps_CHY_Full RU_2402MHz+B48 LINK	
ANT	4	
Pol.	Vertical	Fundamental
Peak	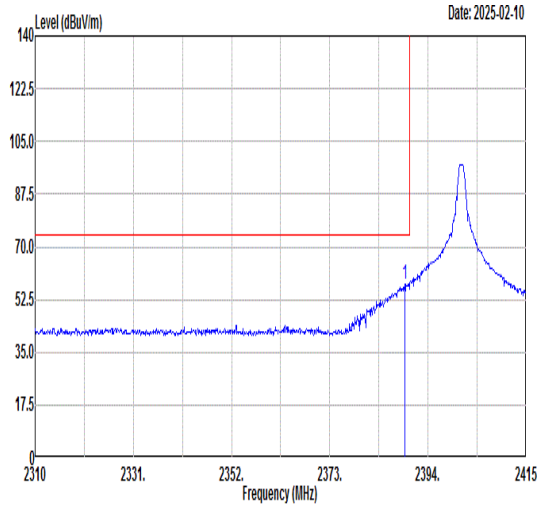 Freq Level Limit Line Margin (dB) Read Level Ant Factor Cable Loss Preamp Factor APos TPos Remark MHz dBuV/m dBuV/m dBuV dB/m dB dB cm deg 1 2389.07 57.54 74.00 -16.46 55.54 30.78 5.36 34.14 106 239 PEAK	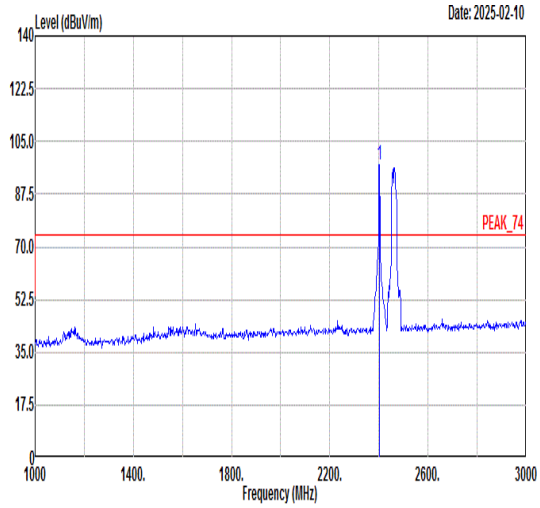 Freq Level Limit Line Margin (dB) Read Level Ant Factor Cable Loss Preamp Factor APos TPos Remark MHz dBuV/m dBuV/m dBuV dB/m dB dB cm deg 1 2402.00 97.11 ------ ------ 95.10 30.78 5.37 34.14 106 239 PEAK
Avg	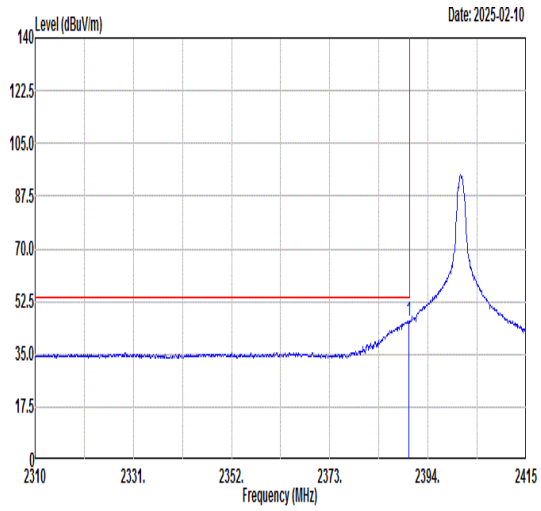 Freq Level Limit Line Margin (dB) Read Level Ant Factor Cable Loss Preamp Factor APos TPos Remark MHz dBuV/m dBuV/m dBuV dB/m dB dB cm deg 1 2389.91 46.03 54.00 -7.97 44.03 30.78 5.36 34.14 106 239 AVERAGE	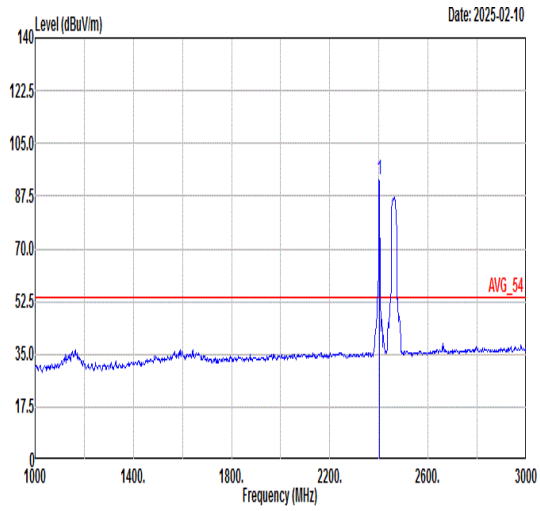 Freq Level Limit Line Margin (dB) Read Level Ant Factor Cable Loss Preamp Factor APos TPos Remark MHz dBuV/m dBuV/m dBuV dB/m dB dB cm deg 1 2402.00 92.82 ------ ------ 90.81 30.78 5.37 34.14 106 239 AVERAGE

Mode	25	
	Harmonic	
	2400-2483.5_802.11ax HE20_CH11_Full RU_2462MHz+ Bluetooth LE_2Mbps_CHY_Full RU_2402MHz+B48 LINK	
ANT	CDD3+4	
Pol.	Horizontal	Vertical
Peak Avg	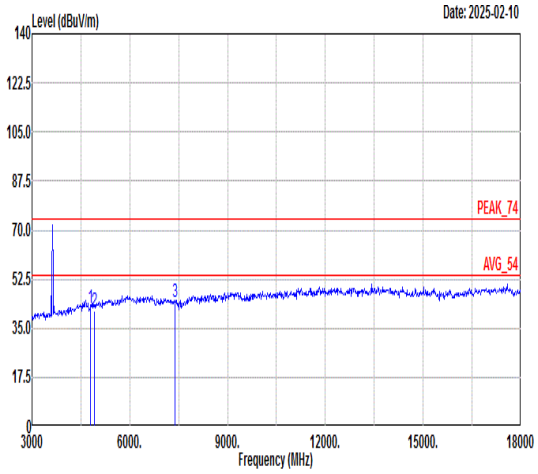 Freq Level Limit Line Margin Read Level Ant Factor Cable Loss Preamp Factor APos TPos Remark MHz dBuV/m dBuV/m dB dBuV dB/m dB dB cm deg 1 4804.00 42.22 74.00 -31.78 61.73 36.39 8.94 64.84 --- --- Peak 2 4924.00 40.98 74.00 -33.02 60.65 36.58 8.57 64.82 --- --- Peak 3 7386.00 44.18 74.00 -29.82 62.17 36.81 10.18 64.98 --- --- Peak	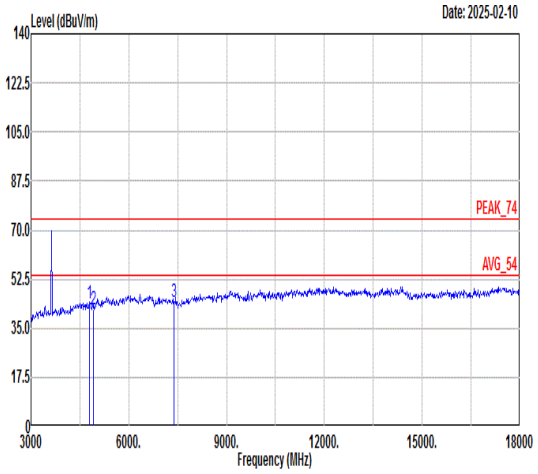 Freq Level Limit Line Margin Read Level Ant Factor Cable Loss Preamp Factor APos TPos Remark MHz dBuV/m dBuV/m dB dBuV dB/m dB dB cm deg 1 4804.00 43.63 74.00 -30.37 63.14 36.39 8.94 64.84 --- --- Peak 2 4924.00 41.78 74.00 -32.22 61.45 36.58 8.57 64.82 --- --- Peak 3 7386.00 44.33 74.00 -29.67 62.32 36.81 10.18 64.98 --- --- Peak

Mode	26	
	Band Edge	
	2400-2483.5_802.11ax HE20_CH11_Full RU_2462MHz+ B48 LINK+UBW CH9	
ANT	CDD3+4	
Pol.	Horizontal	Fundamental
Peak	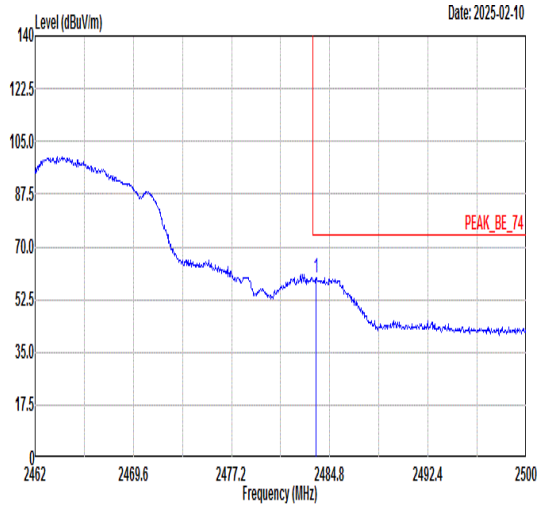 Freq Level Limit Line Margin Read Level Ant Factor Cable Loss Preamp Factor APos TPos Remark MHz dBuV/m dBuV/m dB dBuV dB/m dB dB cm deg 1 2483.74 59.64 74.00 -14.36 57.49 30.80 5.46 34.11 300 162 PEAK	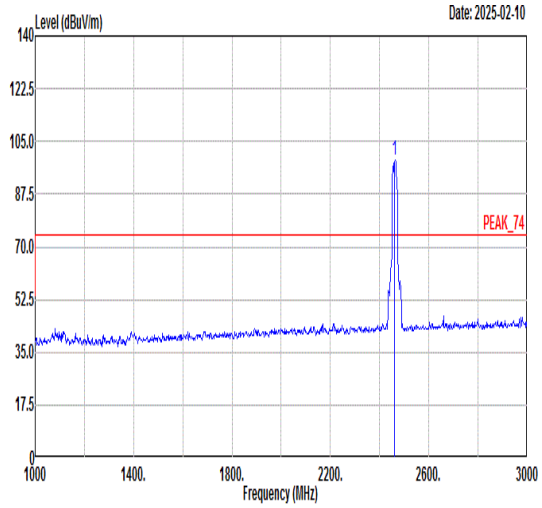 Freq Level Limit Line Margin Read Level Ant Factor Cable Loss Preamp Factor APos TPos Remark MHz dBuV/m dBuV/m dB dBuV dB/m dB dB cm deg 1 2462.00 98.82 ------ ------ 96.70 30.79 5.44 34.11 300 162 PEAK
Avg	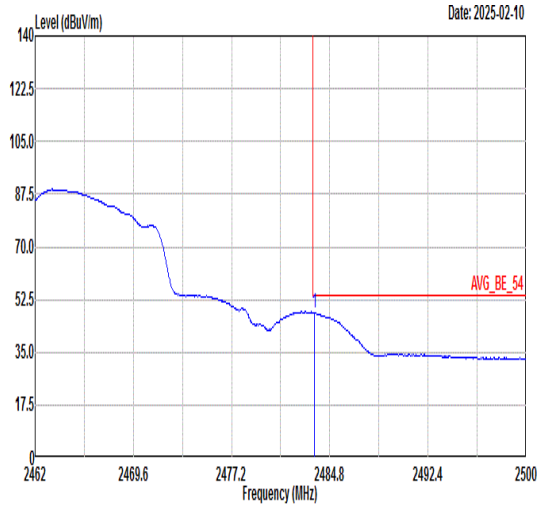 Freq Level Limit Line Margin Read Level Ant Factor Cable Loss Preamp Factor APos TPos Remark MHz dBuV/m dBuV/m dB dBuV dB/m dB dB cm deg 1 2483.62 48.05 54.00 -5.95 45.90 30.80 5.46 34.11 300 162 AVERAGE	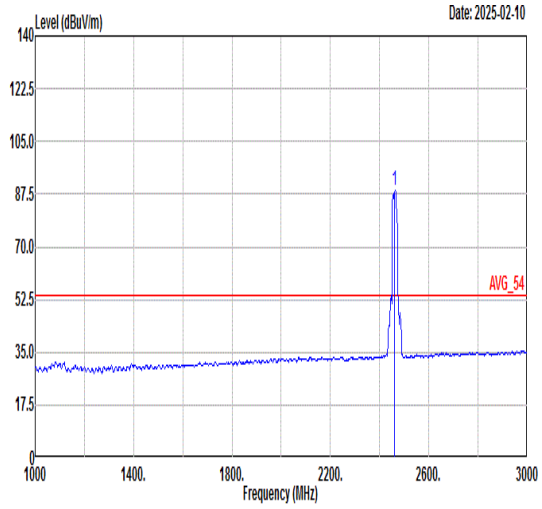 Freq Level Limit Line Margin Read Level Ant Factor Cable Loss Preamp Factor APos TPos Remark MHz dBuV/m dBuV/m dB dBuV dB/m dB dB cm deg 1 2462.00 88.72 ------ ------ 86.60 30.79 5.44 34.11 300 162 AVERAGE

Mode	26	
	Band Edge	
	2400-2483.5_802.11ax HE20_CH11_Full RU_2462MHz+ B48 LINK+UBW CH9	
ANT	CDD3+4	
Pol.	Vertical	Fundamental
Peak	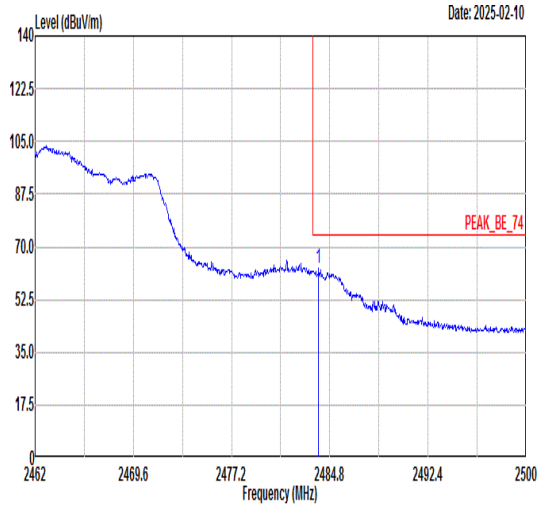 Freq Level Limit Line Margin Read Level Ant Factor Cable Loss Preamp Factor APos TPos Remark MHz dBuV/m dBuV/m dB dBuV dB/m dB dB cm deg 1 2483.93 62.82 74.00 -11.18 60.67 30.80 5.46 34.11 126 108 PEAK	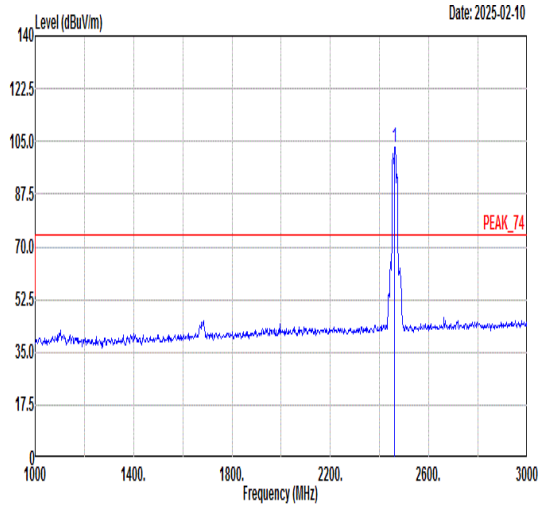 Freq Level Limit Line Margin Read Level Ant Factor Cable Loss Preamp Factor APos TPos Remark MHz dBuV/m dBuV/m dB dBuV dB/m dB dB cm deg 1 2462.00 103.12 ------ ------ 101.00 30.79 5.44 34.11 126 108 PEAK
Avg	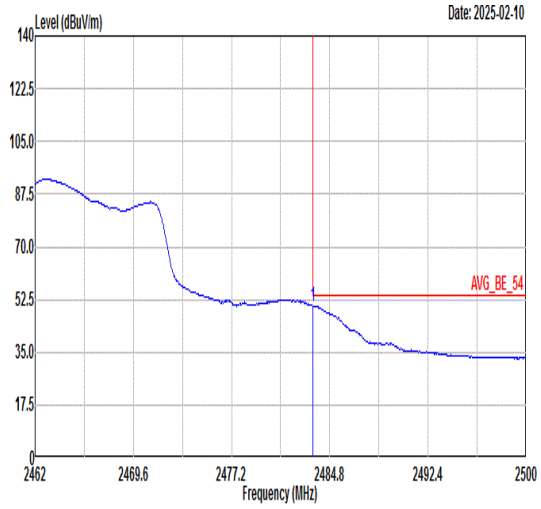 Freq Level Limit Line Margin Read Level Ant Factor Cable Loss Preamp Factor APos TPos Remark MHz dBuV/m dBuV/m dB dBuV dB/m dB dB cm deg 1 2483.51 50.30 54.00 -3.70 48.15 30.80 5.46 34.11 126 108 AVERAGE	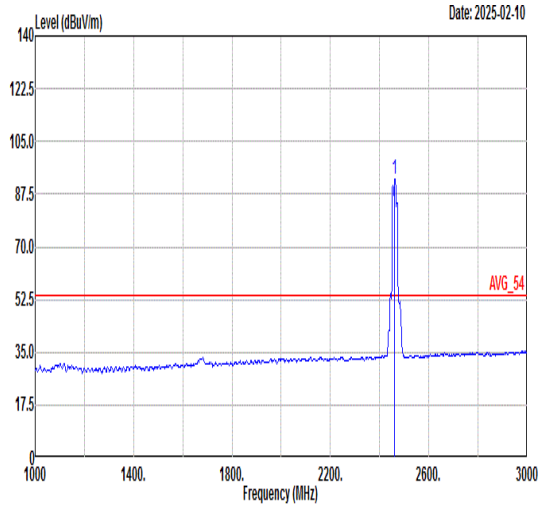 Freq Level Limit Line Margin Read Level Ant Factor Cable Loss Preamp Factor APos TPos Remark MHz dBuV/m dBuV/m dB dBuV dB/m dB dB cm deg 1 2462.00 92.30 ------ ------ 90.18 30.79 5.44 34.11 126 108 AVERAGE

Mode	26	
	Harmonic	
	2400-2483.5_802.11ax HE20_CH11_Full RU_2462MHz+ B48 LINK+UBW CH9	
ANT	CDD3+4	
Pol.	Horizontal	Vertical
Peak Avg	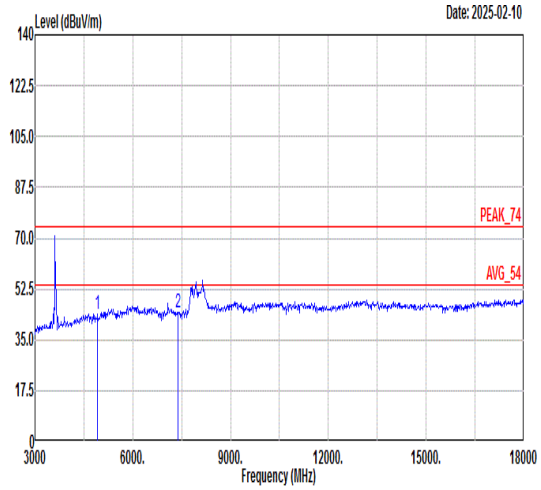 Freq Level Limit Line Margin Read Level Ant Factor Cable Loss Preamp Factor APos TPos Remark MHz dBuV/m dBuV/m dB dBuV dB/m dB dB cm deg 1 4924.00 43.75 74.00 -30.25 63.42 36.58 8.57 64.82 --- --- Peak 2 7386.00 44.25 74.00 -29.75 62.24 36.81 10.18 64.98 --- --- Peak	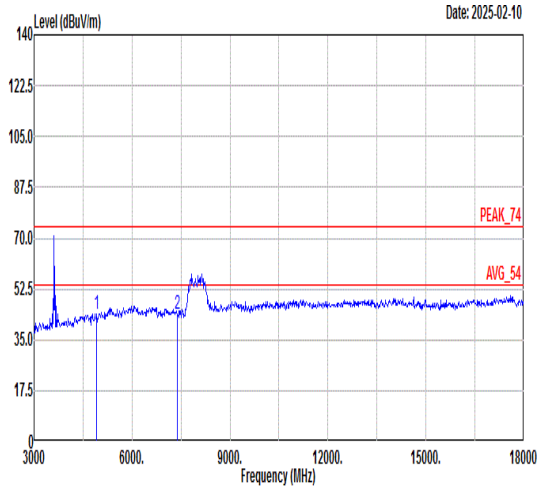 Freq Level Limit Line Margin Read Level Ant Factor Cable Loss Preamp Factor APos TPos Remark MHz dBuV/m dBuV/m dB dBuV dB/m dB dB cm deg 1 4924.00 43.80 74.00 -30.20 63.47 36.58 8.57 64.82 --- --- Peak 2 7386.00 43.97 74.00 -30.03 61.96 36.81 10.18 64.98 --- --- Peak

Remark: All signals exceeding the limit are fundamental frequency signals and can be ignored.

Appendix D. Duty Cycle Plots

Antenna	Band	Duty Cycle(%)	T(ms)	1/T(kHz)	VBW Setting
Ant 3	802.11b	100	-	-	10Hz
Ant 3	802.11g	99.32	-	-	10Hz
Ant 3	802.11ax HE20	100	-	-	10Hz
Ant 3	802.11ax HE40	100	-	-	10Hz
Ant 4	802.11b	100	-	-	10Hz
Ant 4	802.11g	98.97	-	-	10Hz
Ant 4	802.11ax HE20	100	-	-	10Hz
Ant 4	802.11ax HE40	100	-	-	10Hz

Ant 3:

802.11b

802.11g

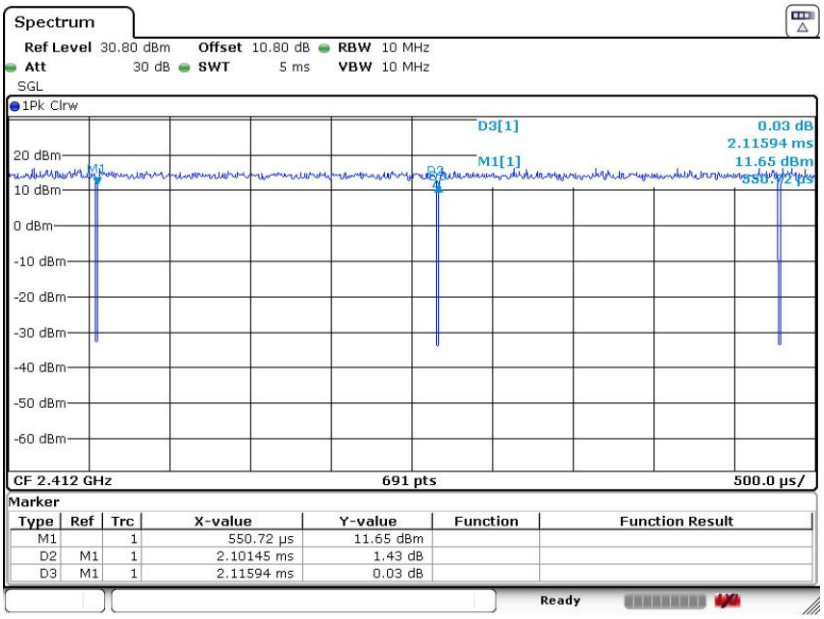

802.11ax HE20

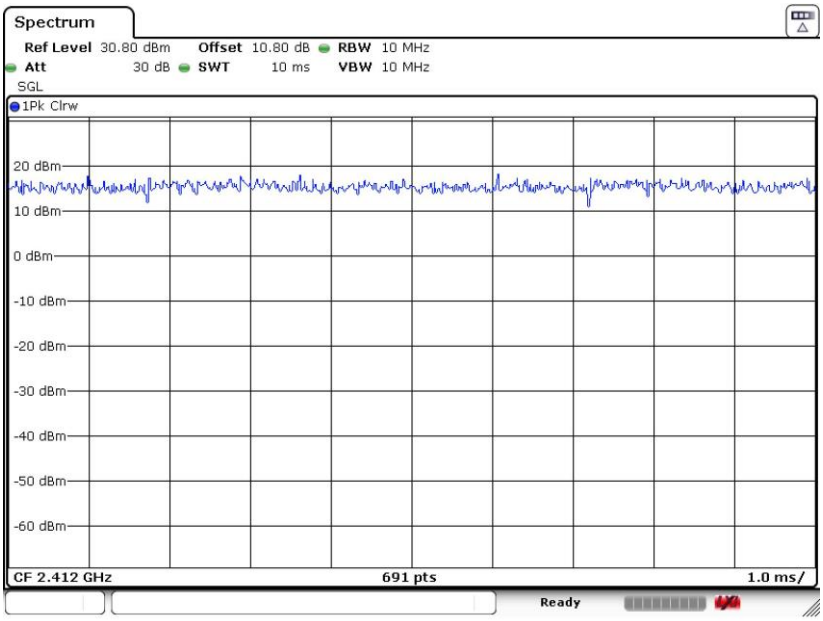

802.11ax HE40

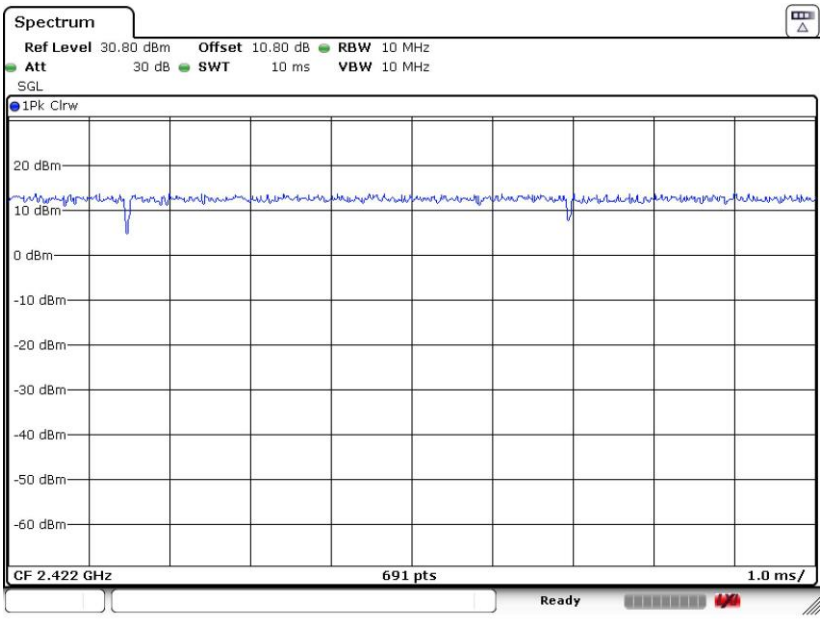

Ant 4:

802.11b

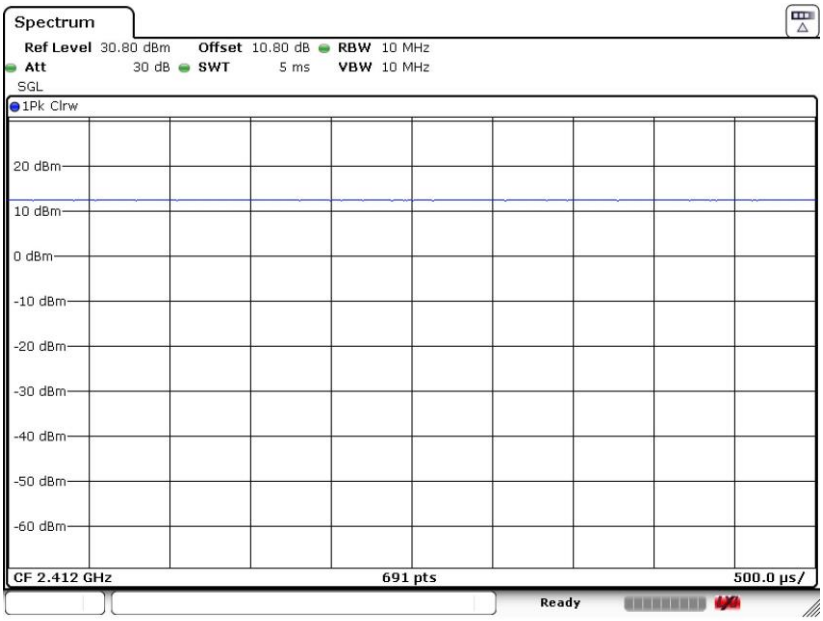

802.11g

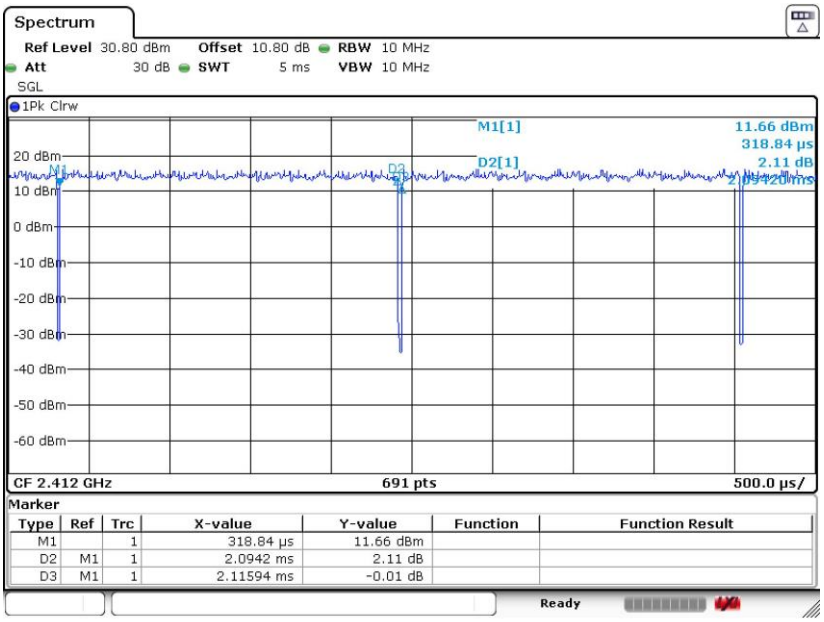

802.11ax HE20

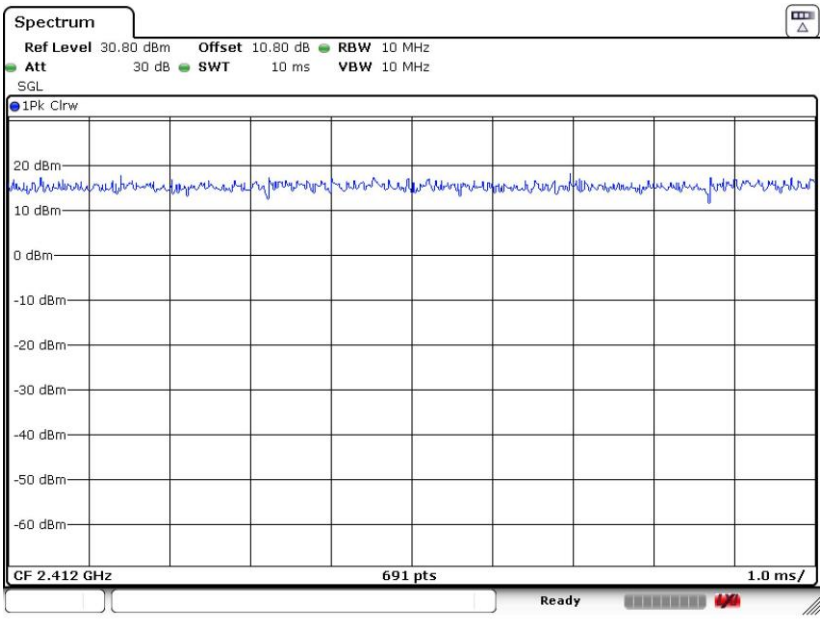
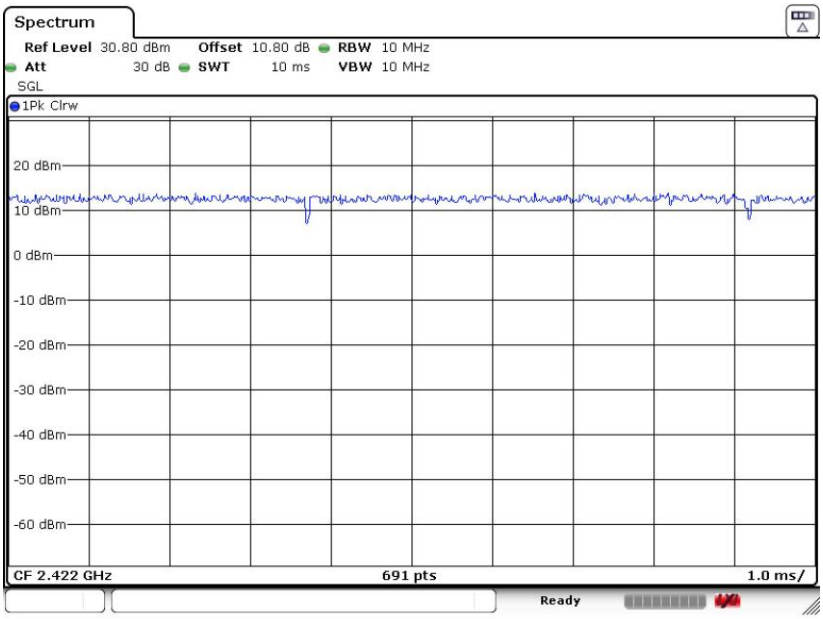
802.11ax HE40