11AX20MIMO_Ant1_5825

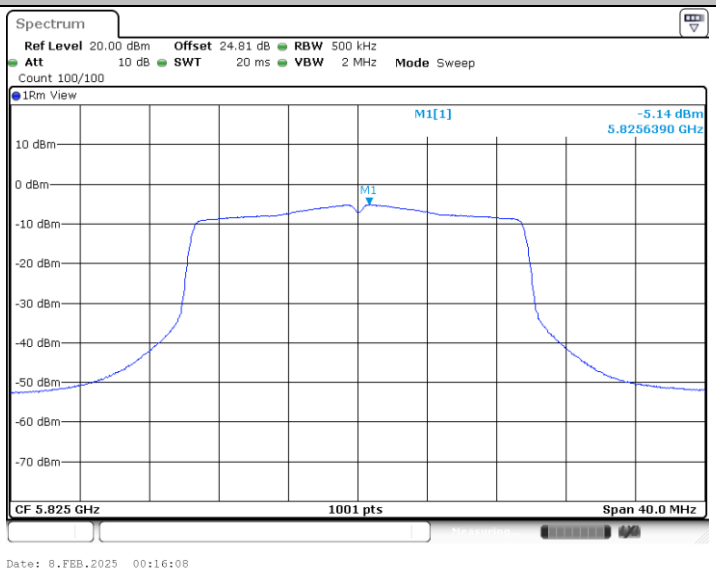

11AX20MIMO_Ant2_5825

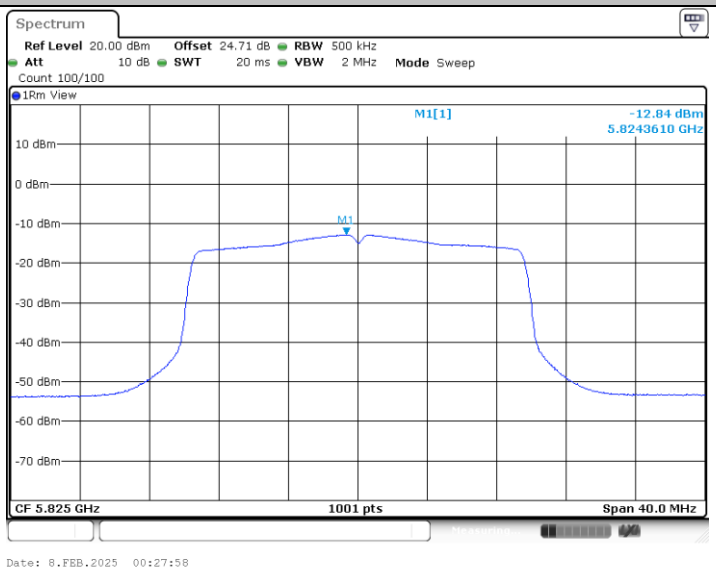

11AX40MIMO_Ant1_5190

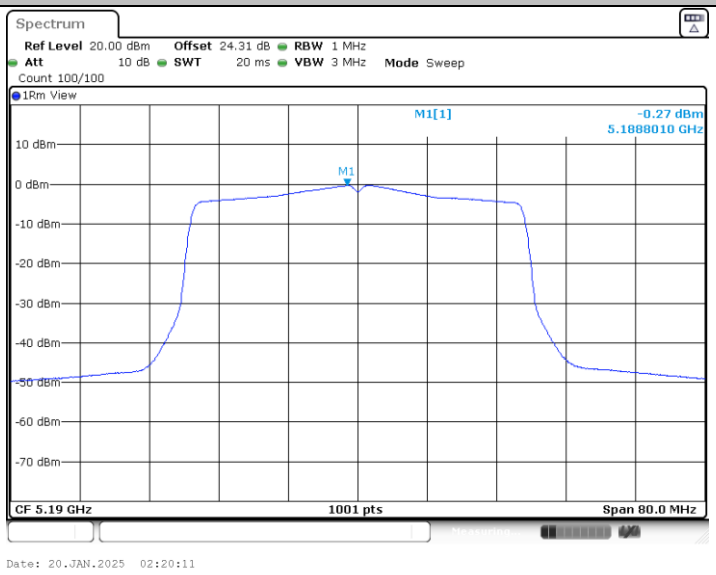

11AX40MIMO_Ant2_5190

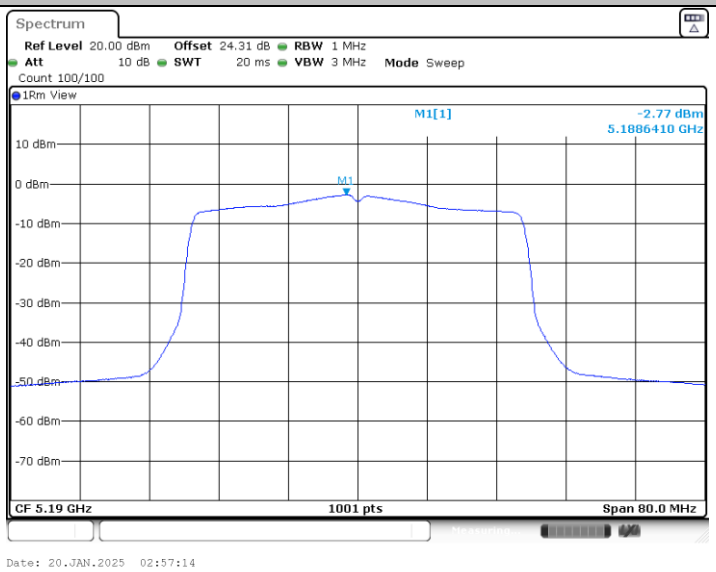

11AX40MIMO_Ant1_5230

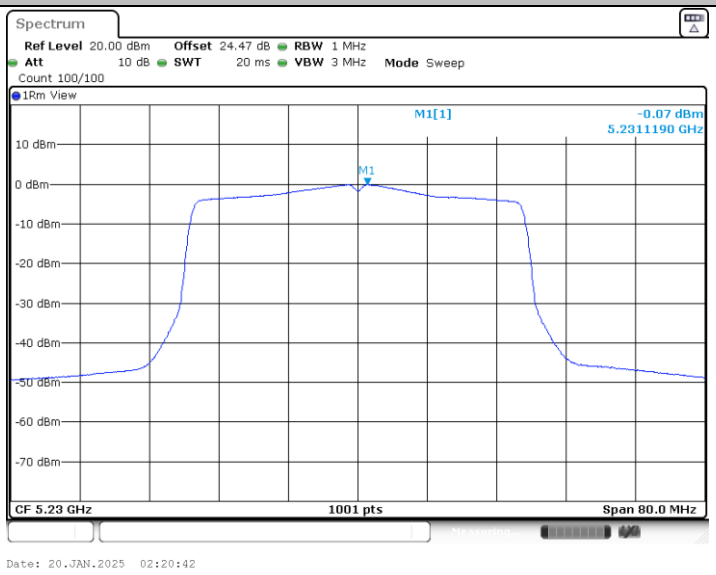

11AX40MIMO_Ant2_5230

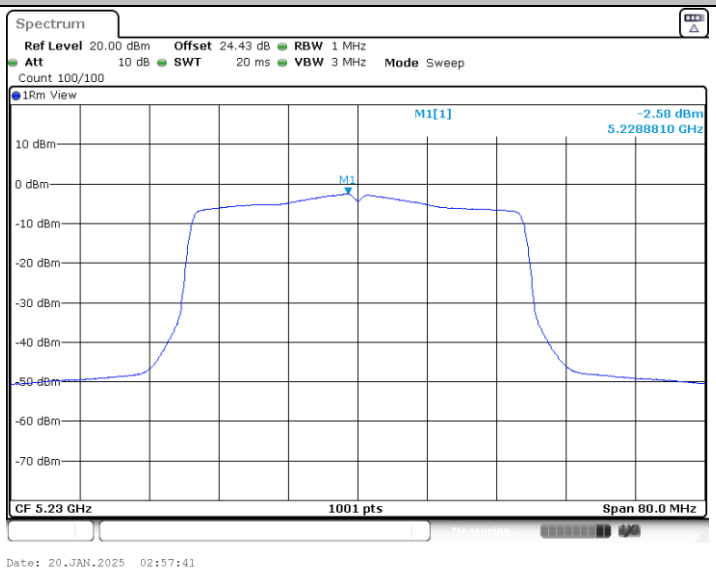

11AX40MIMO_Ant1_5270

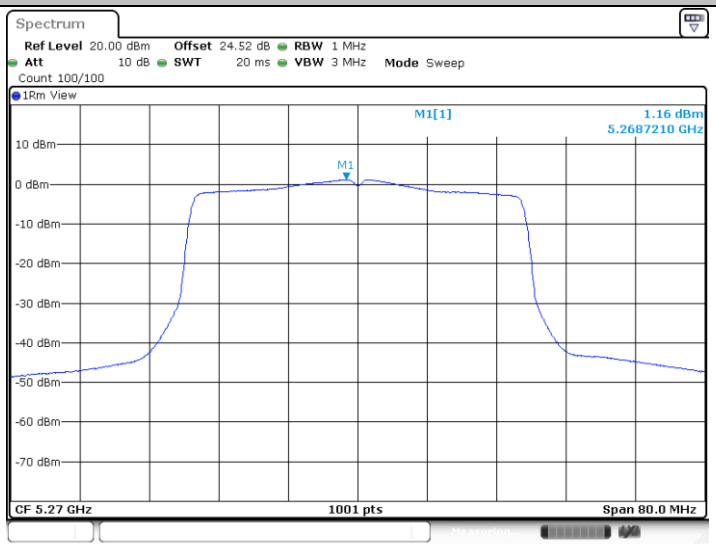

11AX40MIMO_Ant2_5270

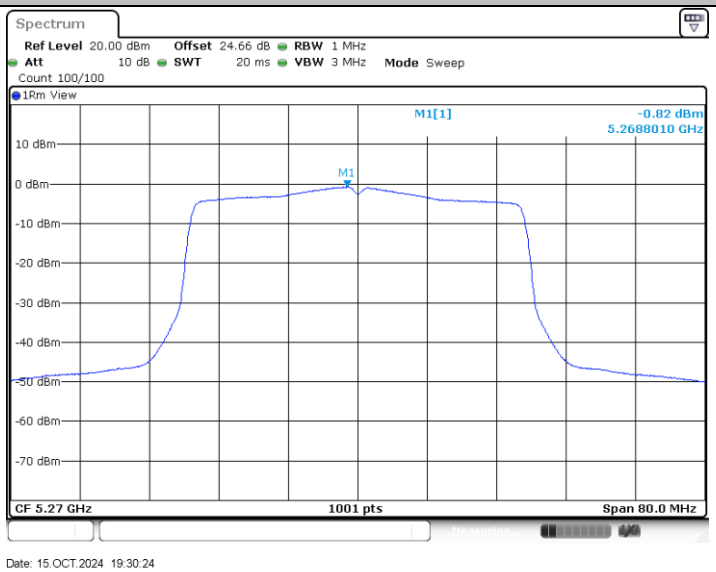

11AX40MIMO_Ant1_5310

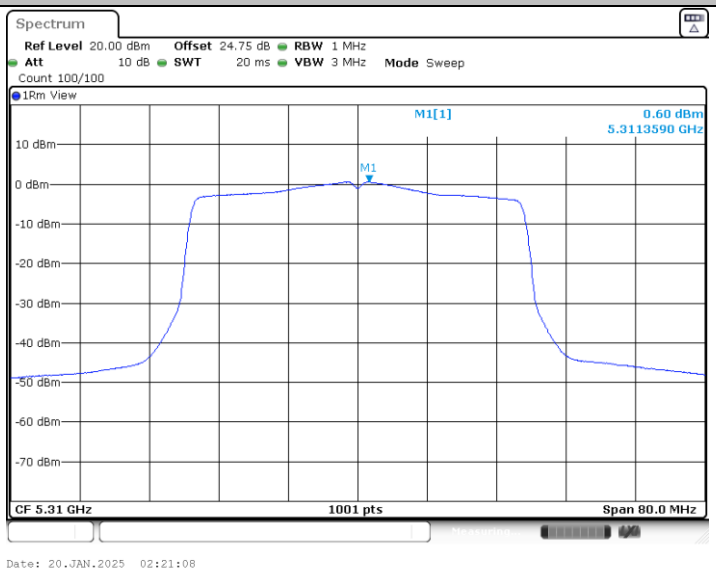

11AX40MIMO_Ant2_5310

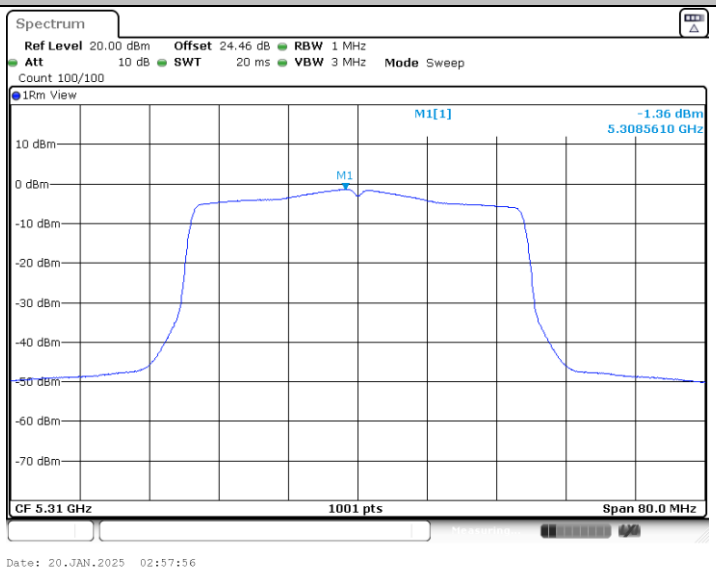

11AX40MIMO_Ant1_5510

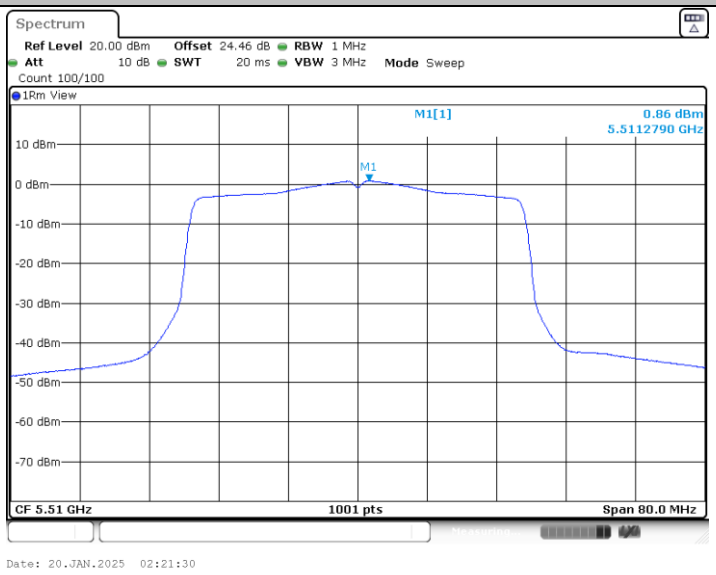

11AX40MIMO_Ant2_5510

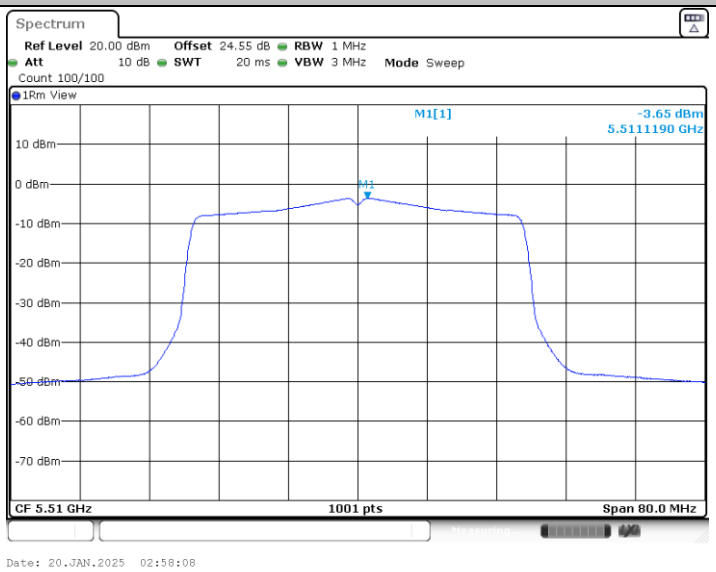

11AX40MIMO_Ant1_5550

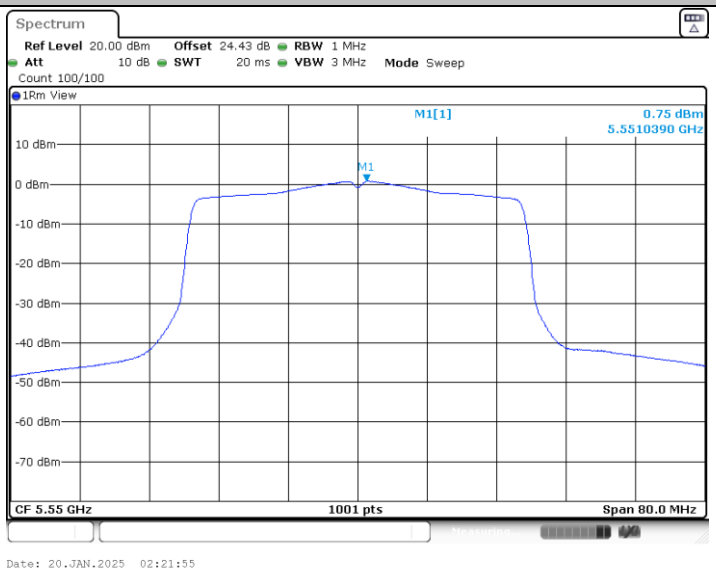

11AX40MIMO_Ant2_5550

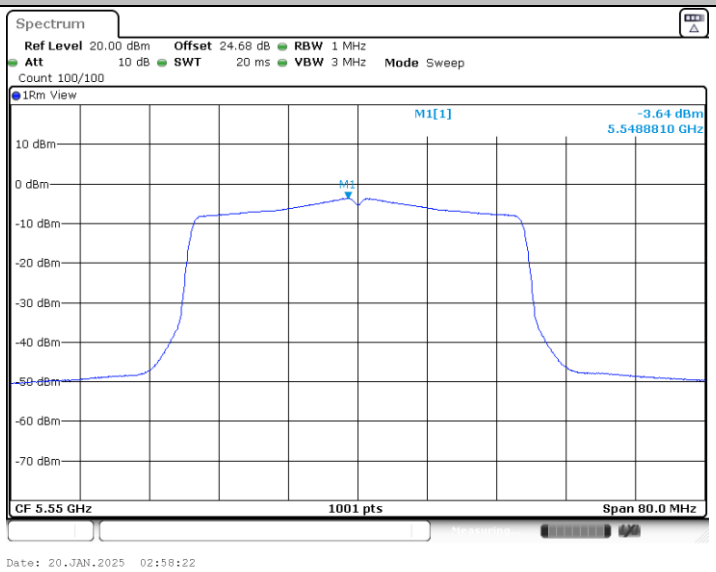

11AX40MIMO_Ant1_5670

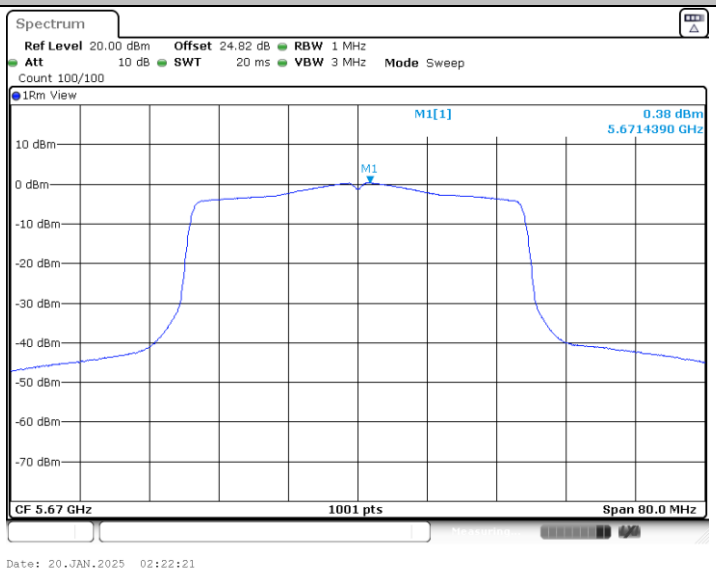

11AX40MIMO_Ant2_5670

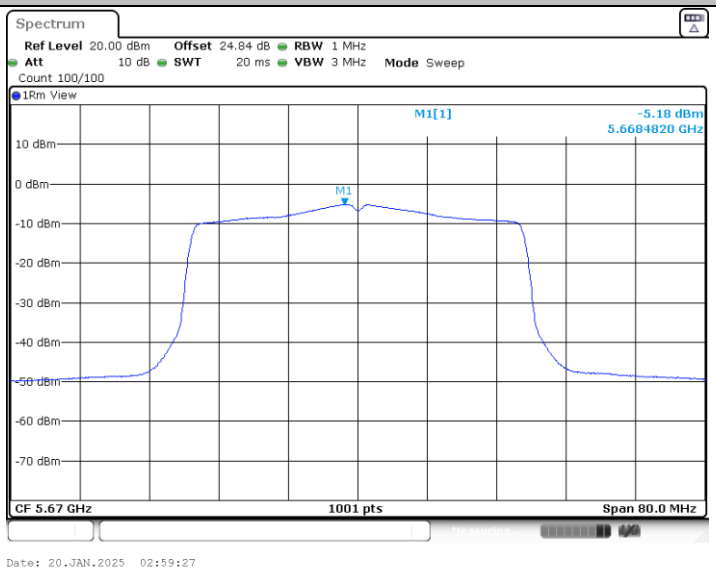

11AX40MIMO_Ant1_5755

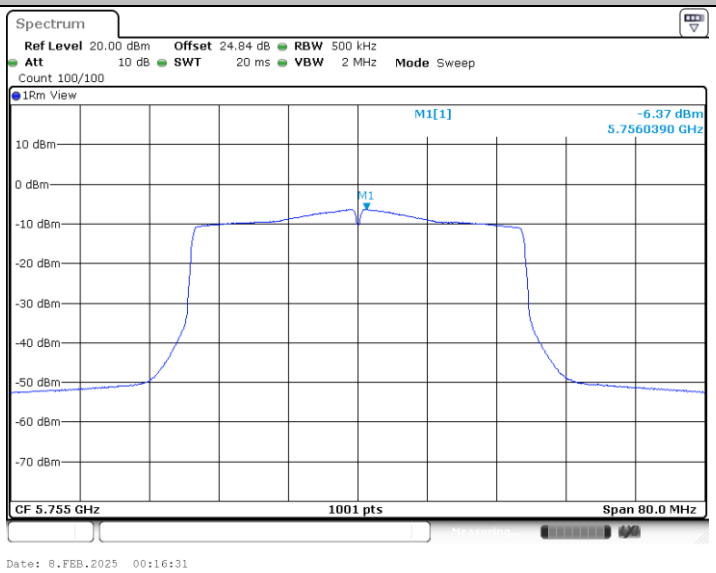

11AX40MIMO_Ant2_5755

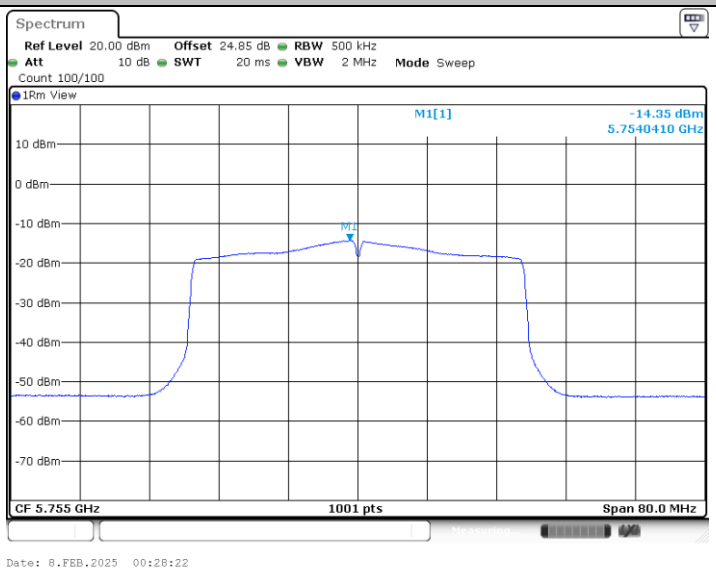

11AX40MIMO_Ant1_5795

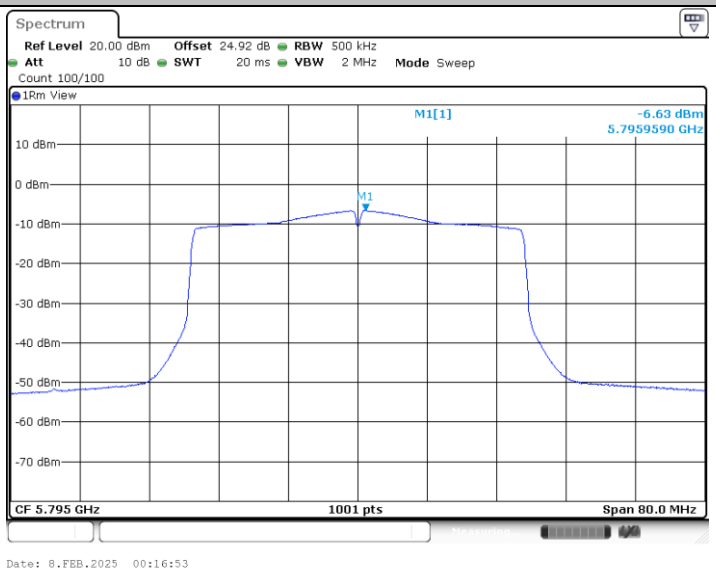

11AX40MIMO_Ant2_5795

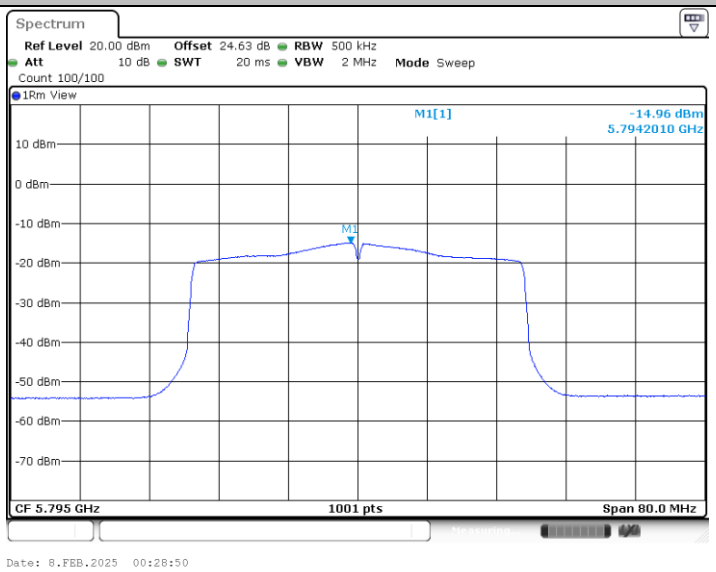

11AX80MIMO_Ant1_5210

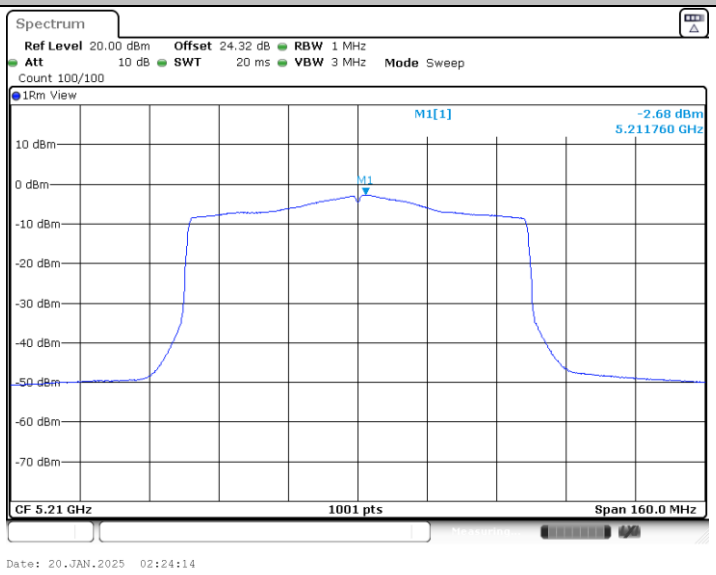

11AX80MIMO_Ant2_5210

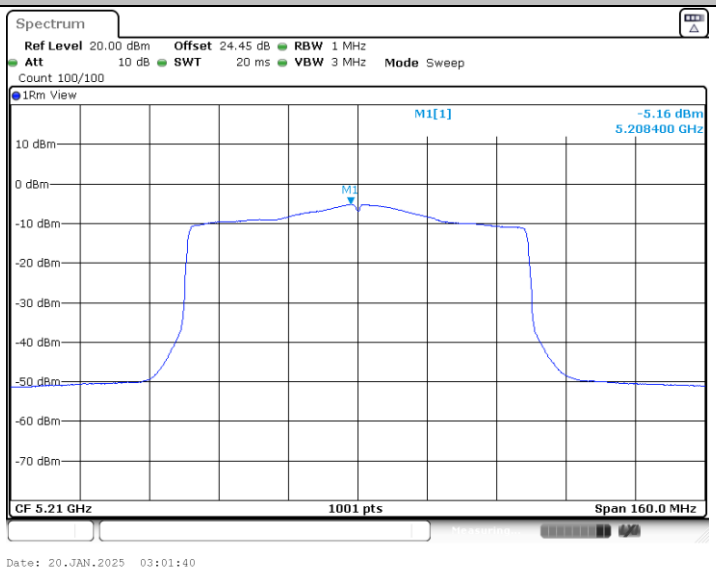

11AX80MIMO_Ant1_5290

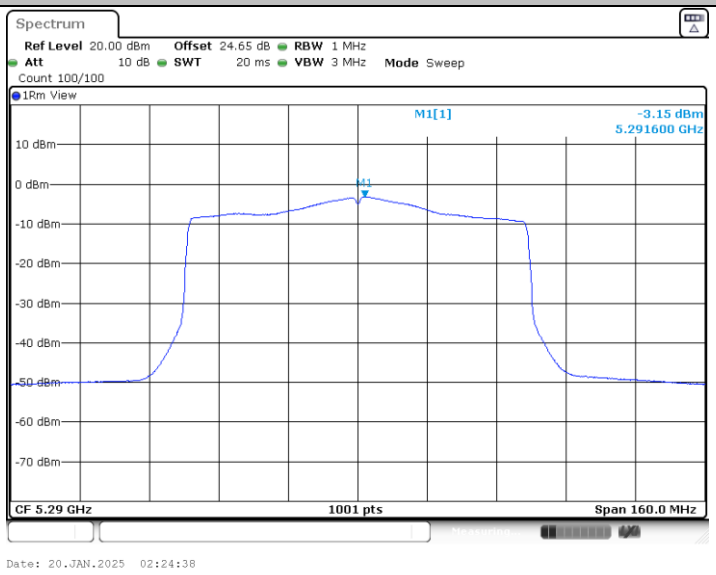

11AX80MIMO_Ant2_5290

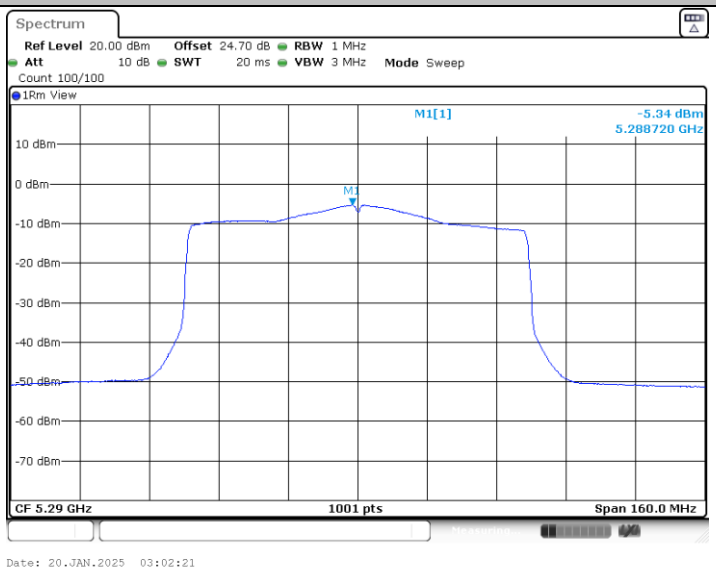

11AX80MIMO_Ant1_5530

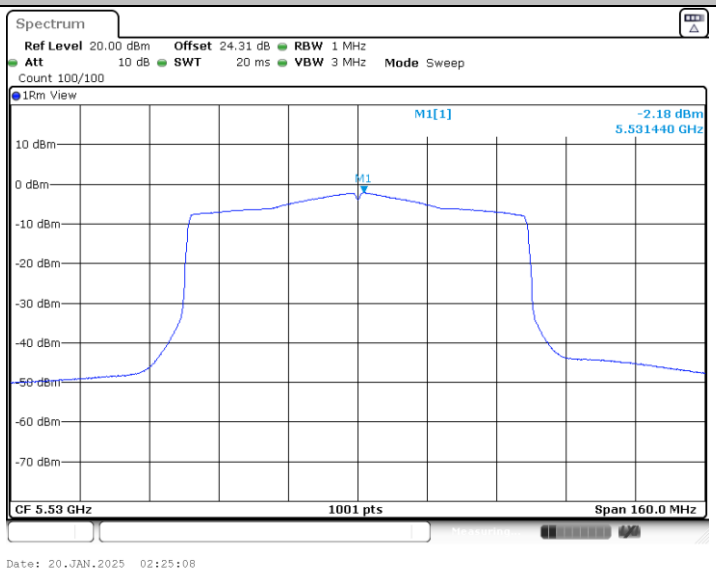

11AX80MIMO_Ant2_5530

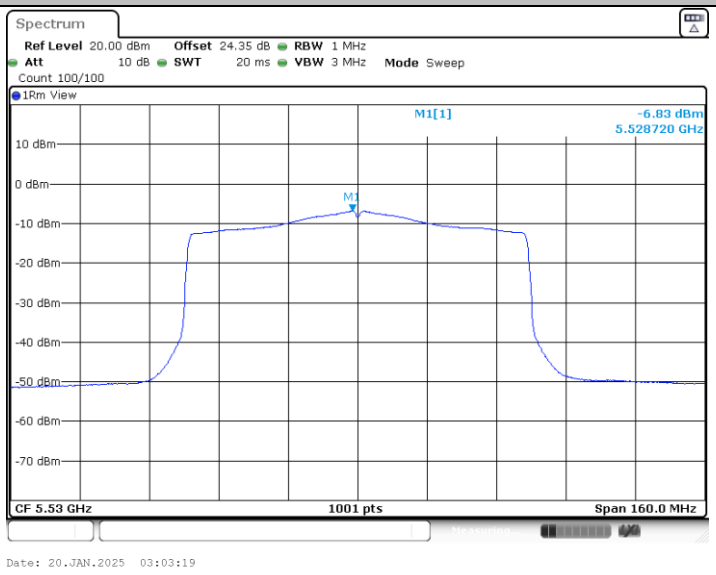

11AX80MIMO_Ant1_5775

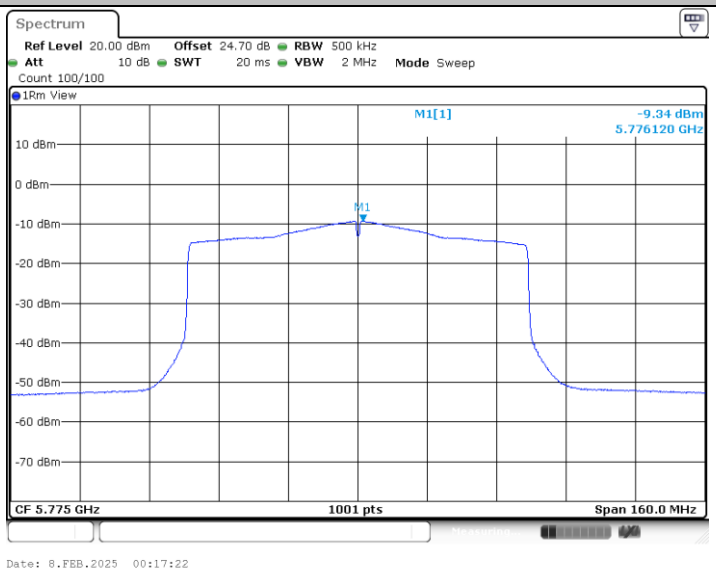

11AX80MIMO_Ant2_5775

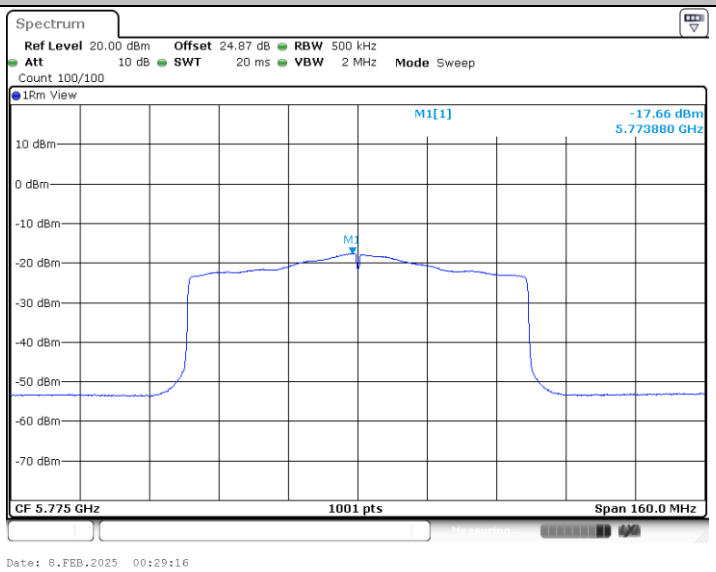

11AX160MIMO_Ant1_5250_UNII-1

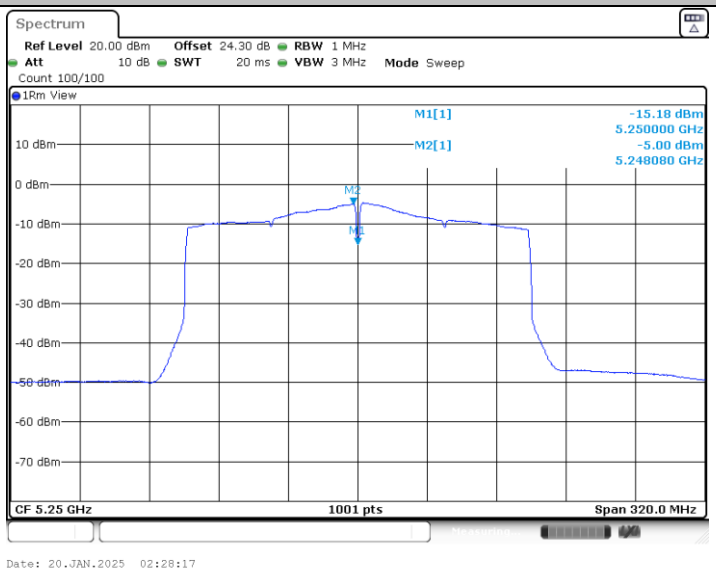

11AX160MIMO_Ant2_5250_UNII-1

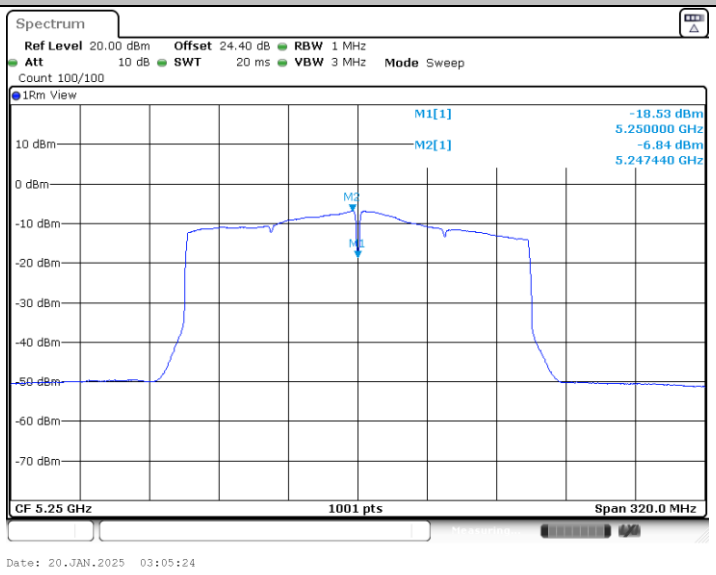

11AX160MIMO_Ant1_5250_UNII-2A

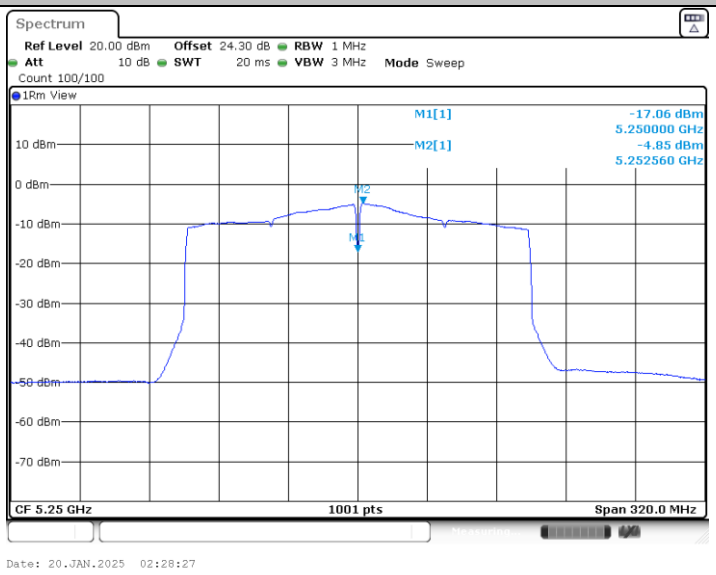

11AX160MIMO_Ant2_5250_UNII-2A

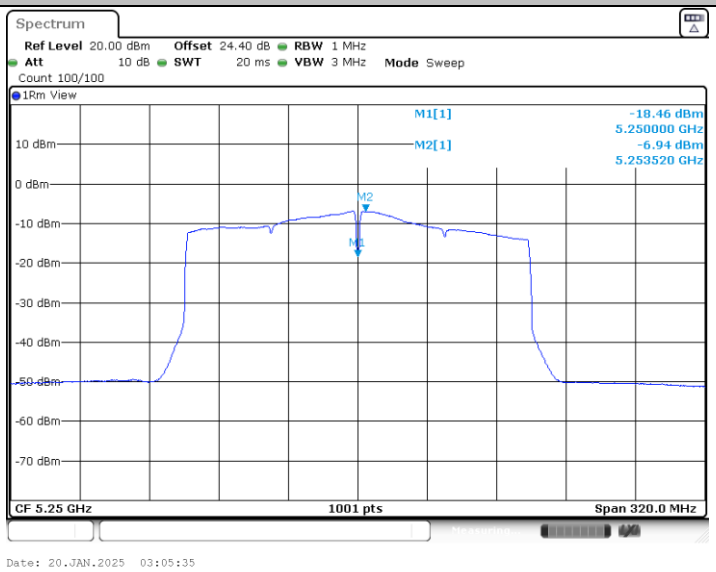

< 802.11ax HE20 partial RU>

Maximum power spectral density

Test Result

Test Mode	Antenna	Freq(MHz)	Ru Size	Ru Index	Result [dBm/MHz]	Limit [dBm/MHz]	Verdict
11AX20MIMO	Ant3	5180	26Tone	RU0	0.8	≤11.00	PASS
			52Tone	RU37	0.77	≤11.00	PASS
			106Tone	RU53	1.82	≤11.00	PASS
	Ant4	5180	26Tone	RU0	0.34	≤11.00	PASS
			52Tone	RU37	1.08	≤11.00	PASS
			106Tone	RU53	-0.71	≤11.00	PASS
	total	5180	26Tone	RU0	3.59	≤11.00	PASS
			52Tone	RU37	3.94	≤11.00	PASS
			106Tone	RU53	3.75	≤11.00	PASS
	Ant3	5220	26Tone	RU0	1.12	≤11.00	PASS
			52Tone	RU37	1.67	≤11.00	PASS
			106Tone	RU53	2.17	≤11.00	PASS
	Ant4	5220	26Tone	RU0	0.38	≤11.00	PASS
			52Tone	RU37	0.76	≤11.00	PASS
			106Tone	RU53	-0.44	≤11.00	PASS
	total	5220	26Tone	RU0	3.78	≤11.00	PASS
			52Tone	RU37	4.25	≤11.00	PASS
			106Tone	RU53	4.07	≤11.00	PASS
	Ant3	5240	26Tone	RU8	0.78	≤11.00	PASS
			52Tone	RU40	1.29	≤11.00	PASS
			106Tone	RU54	1.71	≤11.00	PASS
	Ant4	5240	26Tone	RU8	-0.18	≤11.00	PASS
			52Tone	RU40	0.17	≤11.00	PASS
			106Tone	RU54	-0.29	≤11.00	PASS
	total	5240	26Tone	RU8	3.34	≤11.00	PASS
			52Tone	RU40	3.78	≤11.00	PASS
			106Tone	RU54	3.83	≤11.00	PASS
	Ant3	5260	26Tone	RU0	1.64	≤11.00	PASS
			52Tone	RU37	3.32	≤11.00	PASS
			106Tone	RU53	3.34	≤11.00	PASS
	Ant4	5260	26Tone	RU0	3.34	≤11.00	PASS
			52Tone	RU37	1.37	≤11.00	PASS
			106Tone	RU53	1.4	≤11.00	PASS
	total	5260	26Tone	RU0	5.58	≤11.00	PASS
			52Tone	RU37	5.46	≤11.00	PASS
			106Tone	RU53	5.49	≤11.00	PASS
	Ant3	5300	26Tone	RU0	1.65	≤11.00	PASS
			52Tone	RU37	3.52	≤11.00	PASS

			106Tone	RU53	3.48	≤11.00	PASS
	Ant4	5300	26Tone	RU0	2.91	≤11.00	PASS
			52Tone	RU37	1.62	≤11.00	PASS
			106Tone	RU53	1.4	≤11.00	PASS
	total	5300	26Tone	RU0	5.34	≤11.00	PASS
			52Tone	RU37	5.68	≤11.00	PASS
			106Tone	RU53	5.57	≤11.00	PASS
	Ant3	5320	26Tone	RU8	0.97	≤11.00	PASS
			52Tone	RU40	2.85	≤11.00	PASS
			106Tone	RU54	2.89	≤11.00	PASS
	Ant4	5320	26Tone	RU8	1.87	≤11.00	PASS
			52Tone	RU40	0.74	≤11.00	PASS
			106Tone	RU54	0.71	≤11.00	PASS
	total	5320	26Tone	RU8	4.45	≤11.00	PASS
			52Tone	RU40	4.93	≤11.00	PASS
			106Tone	RU54	4.95	≤11.00	PASS
	Ant3	5500	26Tone	RU0	0.66	≤11.00	PASS
			52Tone	RU37	2.11	≤11.00	PASS
			106Tone	RU53	2.25	≤11.00	PASS
	Ant4	5500	26Tone	RU0	0.97	≤11.00	PASS
			52Tone	RU37	-2.03	≤11.00	PASS
			106Tone	RU53	-2.19	≤11.00	PASS
	total	5500	26Tone	RU0	3.83	≤11.00	PASS
			52Tone	RU37	3.53	≤11.00	PASS
			106Tone	RU53	3.58	≤11.00	PASS
	Ant3	5580	26Tone	RU0	0.41	≤11.00	PASS
			52Tone	RU37	2.34	≤11.00	PASS
			106Tone	RU53	2.6	≤11.00	PASS
	Ant4	5580	26Tone	RU0	0.83	≤11.00	PASS
			52Tone	RU37	-2.58	≤11.00	PASS
			106Tone	RU53	-2.3	≤11.00	PASS
	total	5580	26Tone	RU0	3.64	≤11.00	PASS
			52Tone	RU37	3.55	≤11.00	PASS
			106Tone	RU53	3.82	≤11.00	PASS
	Ant3	5700	26Tone	RU8	-0.04	≤11.00	PASS
			52Tone	RU40	1.93	≤11.00	PASS
			106Tone	RU54	1.55	≤11.00	PASS
	Ant4	5700	26Tone	RU8	-1.02	≤11.00	PASS
			52Tone	RU40	-3.94	≤11.00	PASS
			106Tone	RU54	-4.34	≤11.00	PASS
	total	5700	26Tone	RU8	2.51	≤11.00	PASS
			52Tone	RU40	2.93	≤11.00	PASS
			106Tone	RU54	2.55	≤11.00	PASS
	Ant3	5745	26Tone	RU0	-6.17	≤30.00	PASS
			52Tone	RU37	-6.34	≤30.00	PASS

			106Tone	RU53	-6.35	≤30.00	PASS
	Ant4	5745	26Tone	RU0	-7.17	≤30.00	PASS
			52Tone	RU37	-7.92	≤30.00	PASS
			106Tone	RU53	-7.86	≤30.00	PASS
	total	5745	26Tone	RU0	-3.63	≤30.00	PASS
			52Tone	RU37	-4.05	≤30.00	PASS
			106Tone	RU53	-4.03	≤30.00	PASS
	Ant3	5785	26Tone	RU0	-6.24	≤30.00	PASS
			52Tone	RU37	-6.43	≤30.00	PASS
			106Tone	RU53	-6.35	≤30.00	PASS
	Ant4	5785	26Tone	RU0	-7.48	≤30.00	PASS
			52Tone	RU37	-8.07	≤30.00	PASS
			106Tone	RU53	-8	≤30.00	PASS
	total	5785	26Tone	RU0	-3.81	≤30.00	PASS
			52Tone	RU37	-4.16	≤30.00	PASS
			106Tone	RU53	-4.09	≤30.00	PASS
	Ant3	5825	26Tone	RU8	-7.56	≤30.00	PASS
			52Tone	RU40	-8.14	≤30.00	PASS
			106Tone	RU54	-7.81	≤30.00	PASS
	Ant4	5825	26Tone	RU8	-7.66	≤30.00	PASS
			52Tone	RU40	-8.31	≤30.00	PASS
			106Tone	RU54	-8.28	≤30.00	PASS
	total	5825	26Tone	RU8	-4.60	≤30.00	PASS
			52Tone	RU40	-5.21	≤30.00	PASS
			106Tone	RU54	-5.03	≤30.00	PASS

Note：1. The Result and Limit Unit is dBm/500 kHz in the band 5.725–5.85 GHz.

2. The Duty Cycle Factor and is compensated in the graph.

Test Graphs

11AX20MIMO_Ant3_5180_26Tone_RU0

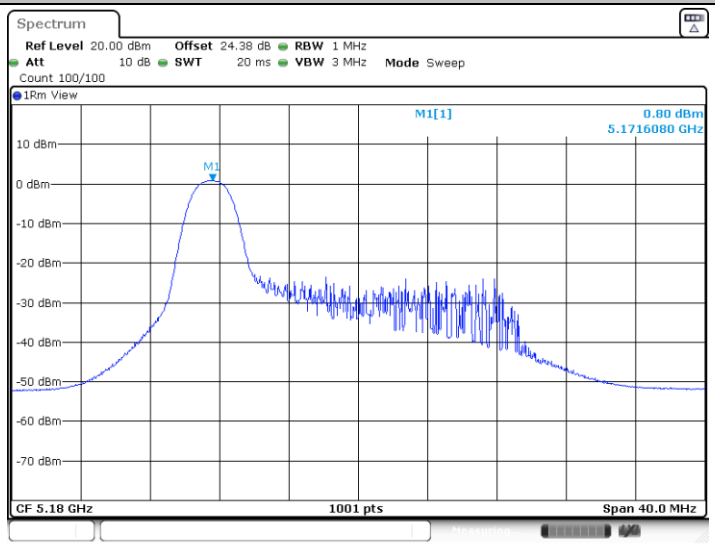

11AX20MIMO_Ant3_5180_52Tone_RU37

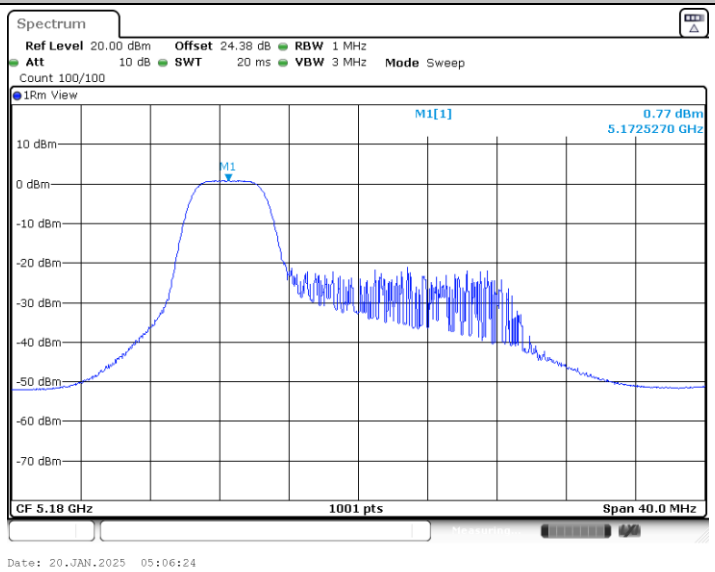

11AX20MIMO_Ant3_5180_106Tone_RU53

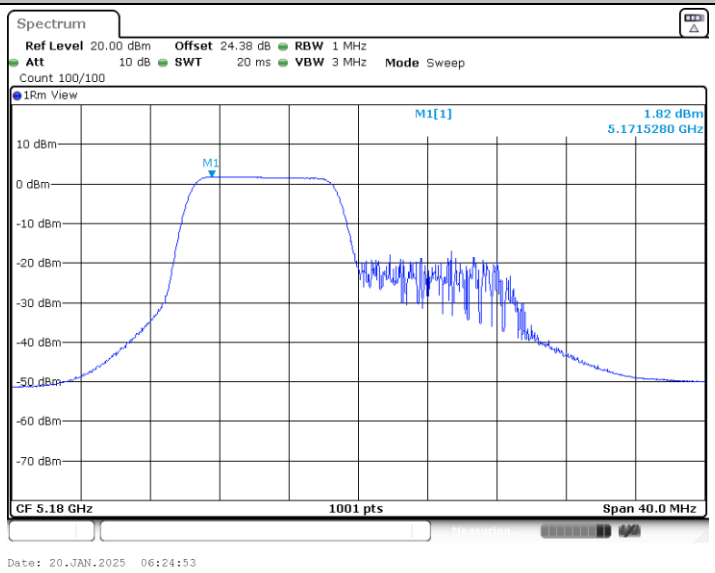

11AX20MIMO_Ant4_5180_26Tone_RU0

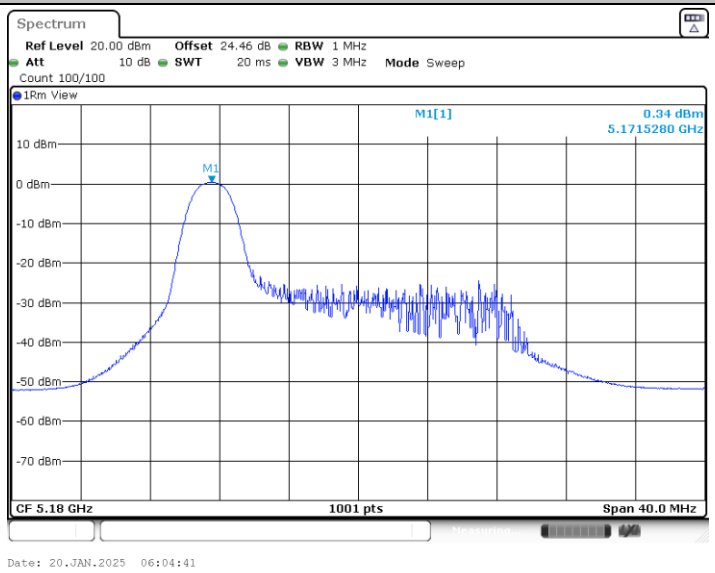

11AX20MIMO_Ant4_5180_52Tone_RU37

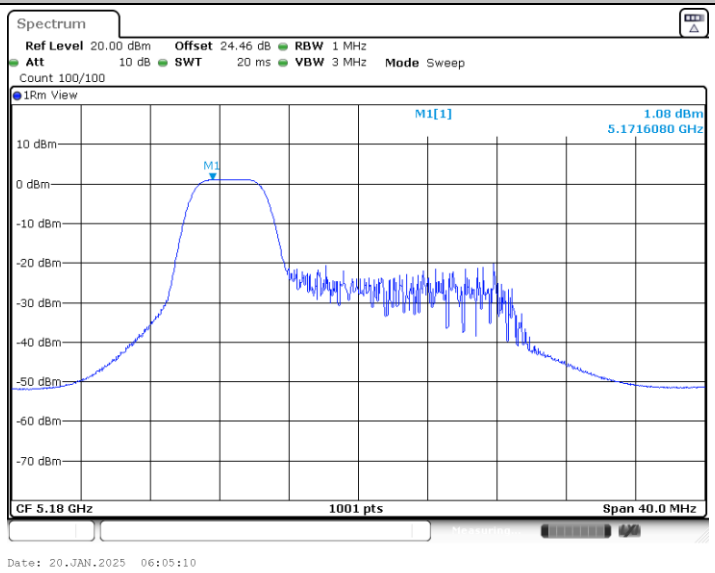

11AX20MIMO_Ant4_5180_106Tone_RU53

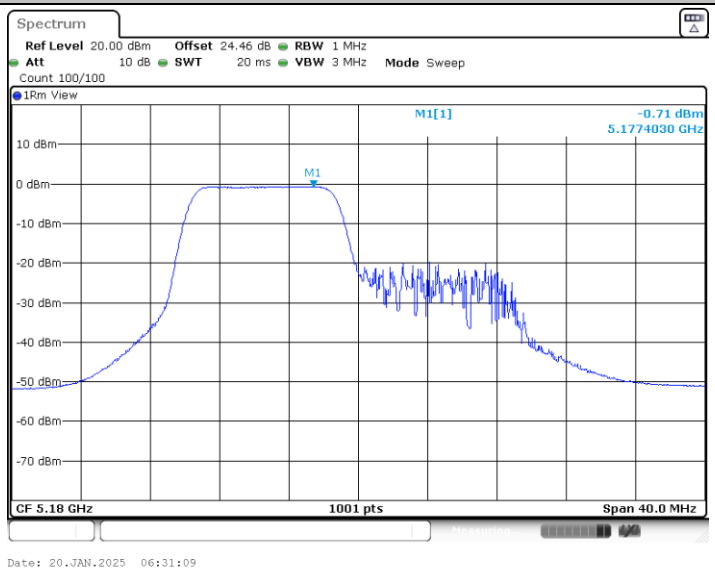

11AX20MIMO_Ant3_5220_26Tone_RU0

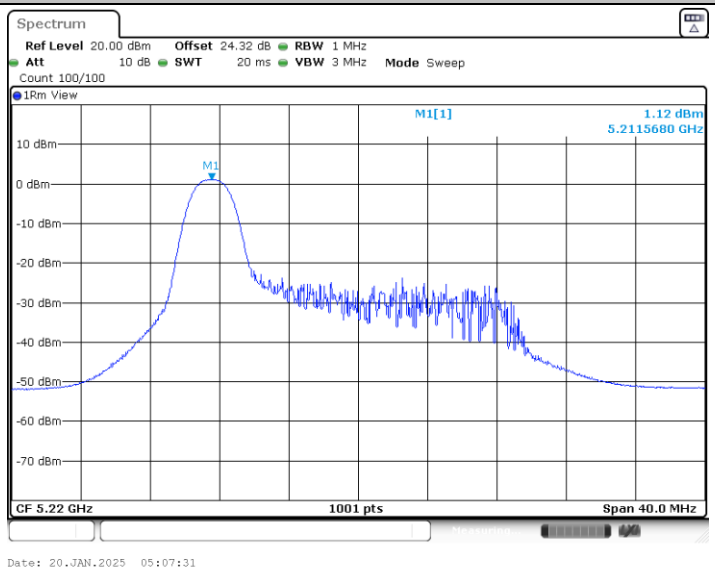

11AX20MIMO_Ant3_5220_52Tone_RU37

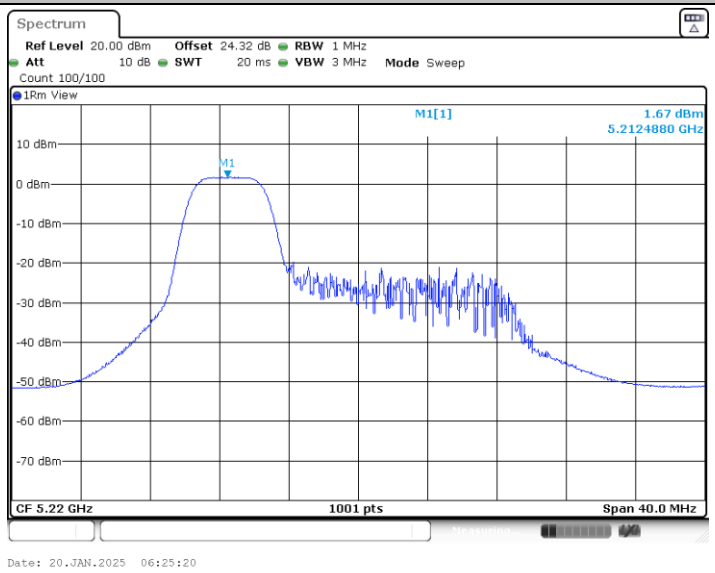

11AX20MIMO_Ant3_5220_106Tone_RU53

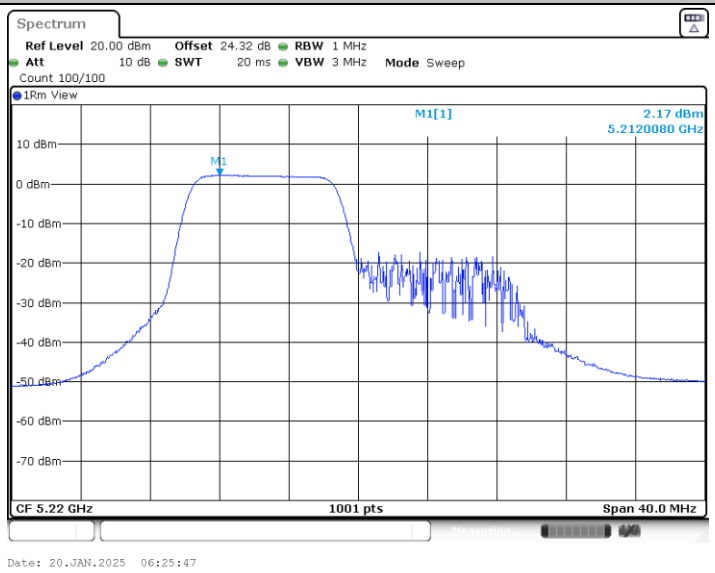

11AX20MIMO_Ant4_5220_26Tone_RU0

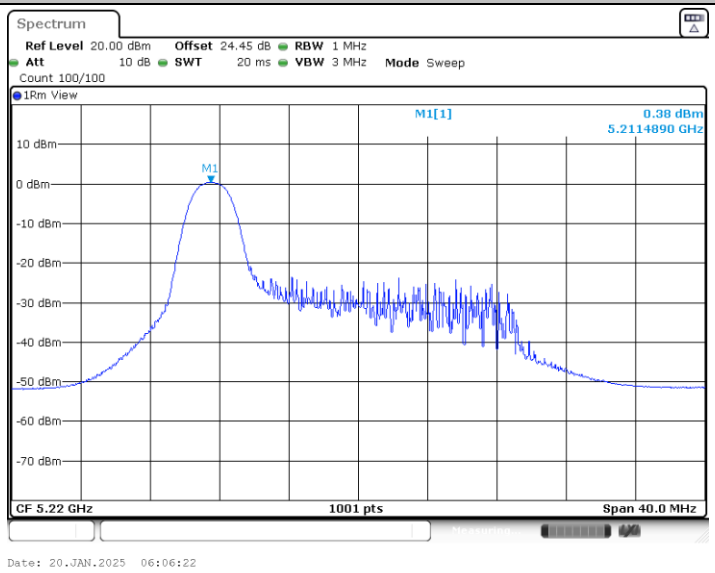

11AX20MIMO_Ant4_5220_52Tone_RU37

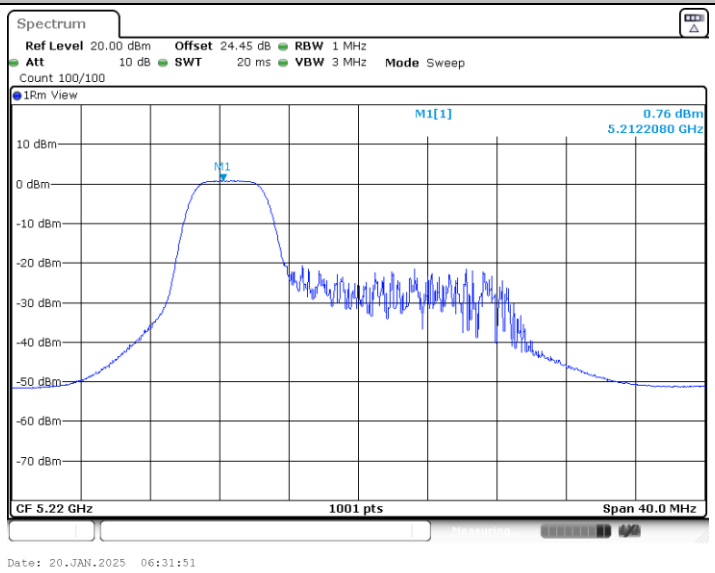

11AX20MIMO_Ant4_5220_106Tone_RU53

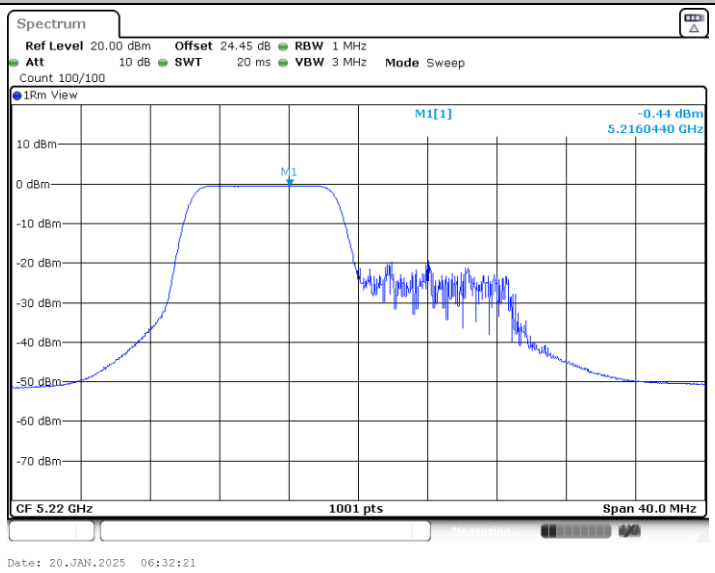

11AX20MIMO_Ant3_5240_26Tone_RU8

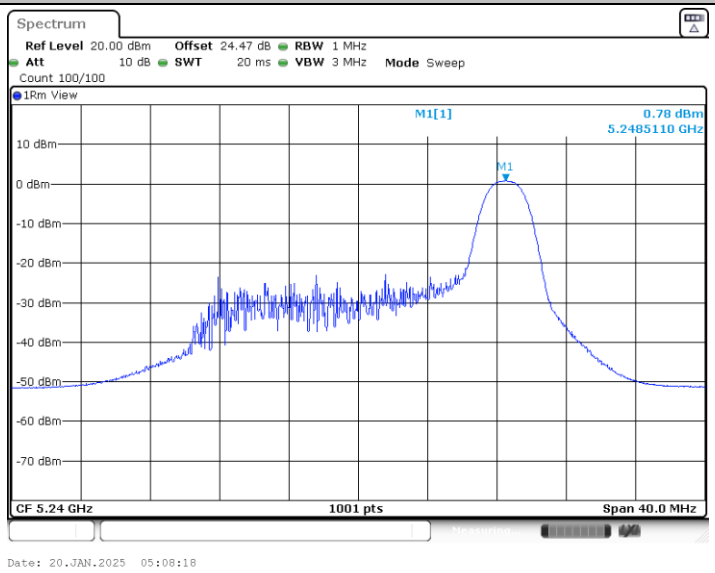

11AX20MIMO_Ant3_5240_52Tone_RU40

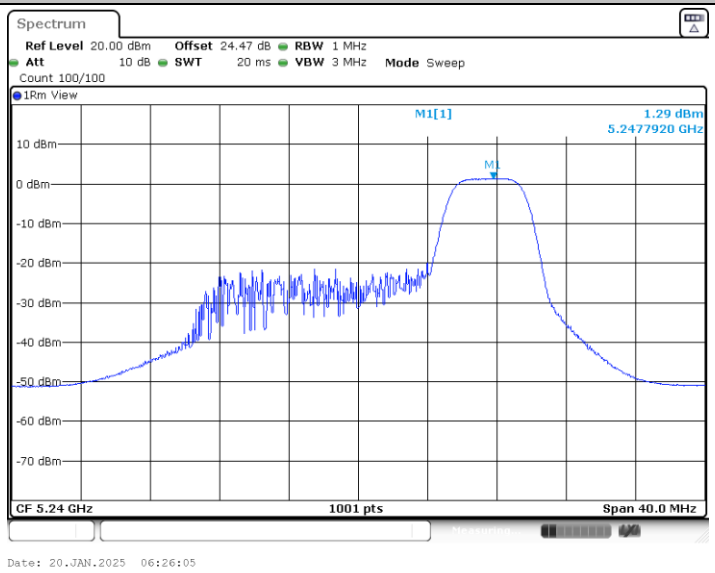

11AX20MIMO_Ant3_5240_106Tone_RU54

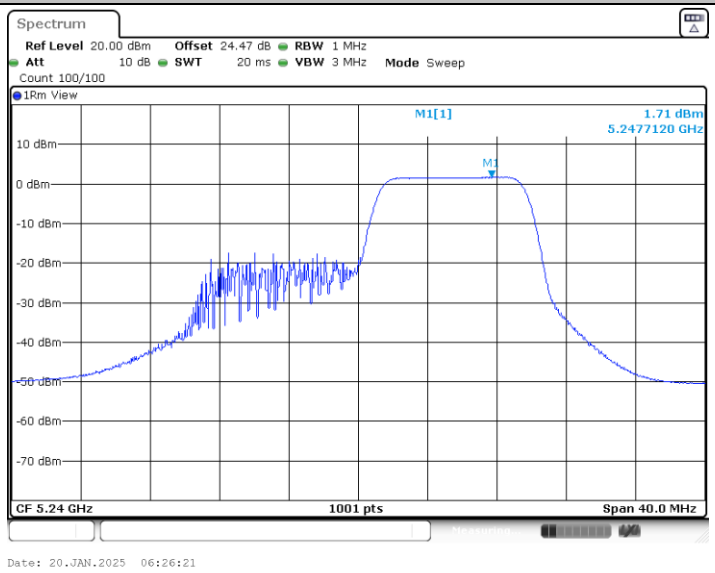

11AX20MIMO_Ant4_5240_26Tone_RU8

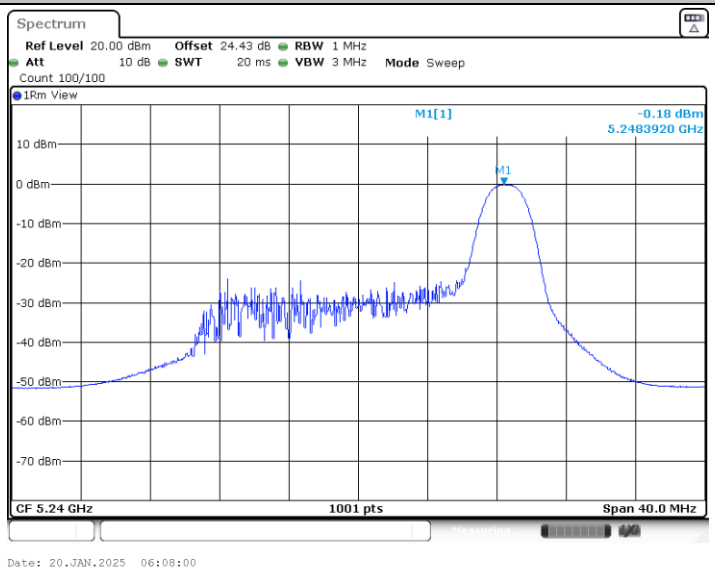

11AX20MIMO_Ant4_5240_52Tone_RU40

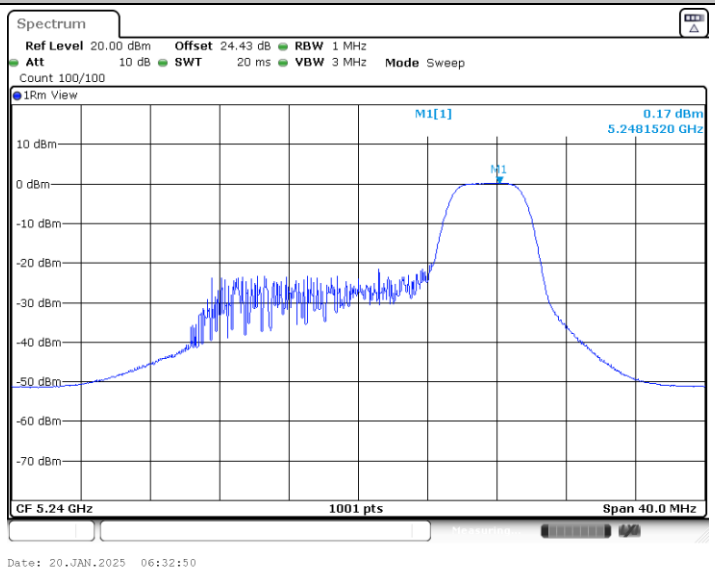

11AX20MIMO_Ant4_5240_106Tone_RU54

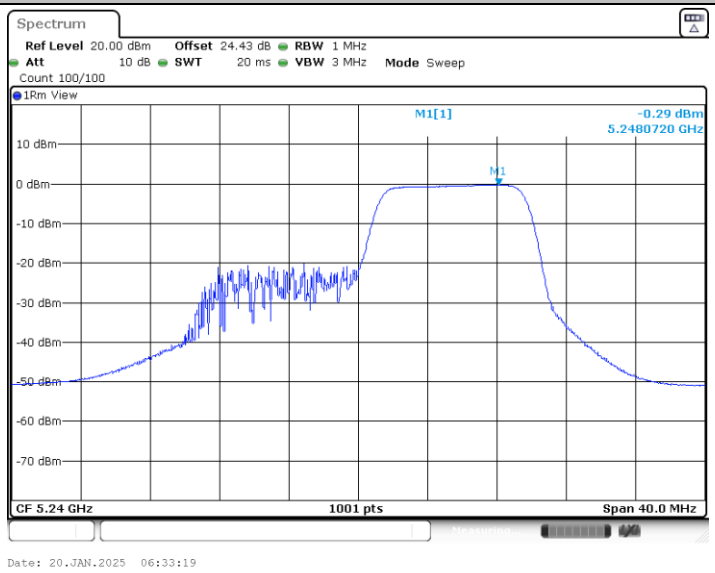

11AX20MIMO_Ant3_5260_26Tone_RU0

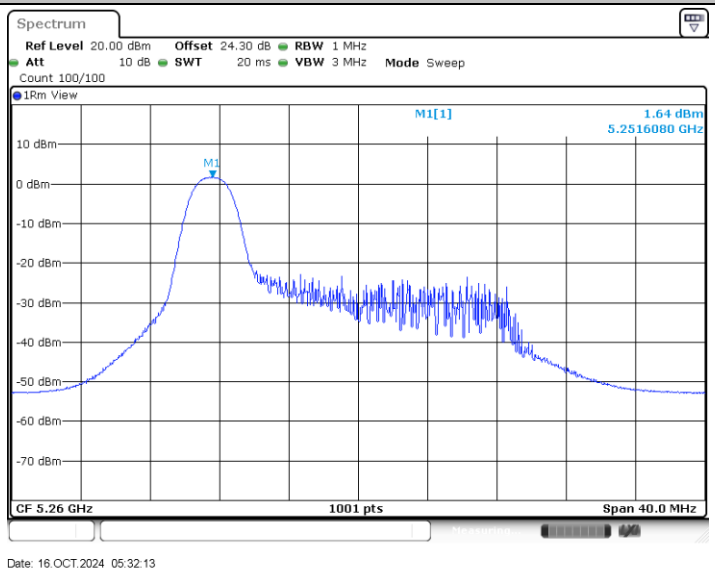

Date: 16.OCT.2024 05:32:13

11AX20MIMO_Ant3_5260_52Tone_RU37

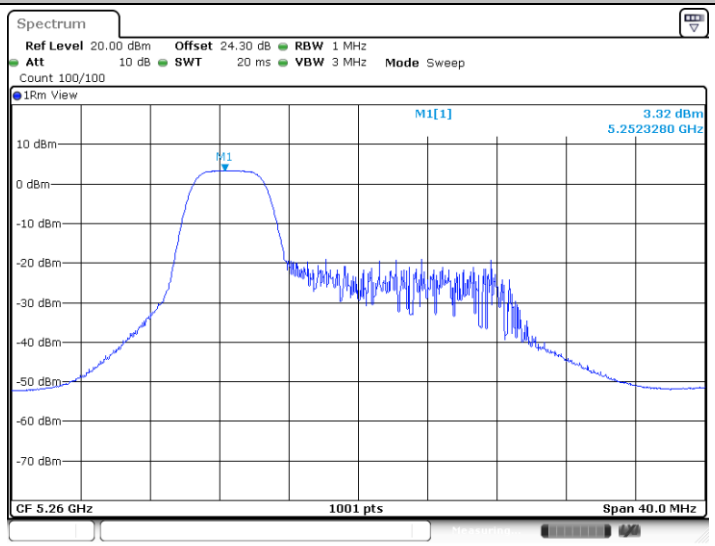

Date: 16.OCT.2024 05:32:41

11AX20MIMO_Ant3_5260_106Tone_RU53

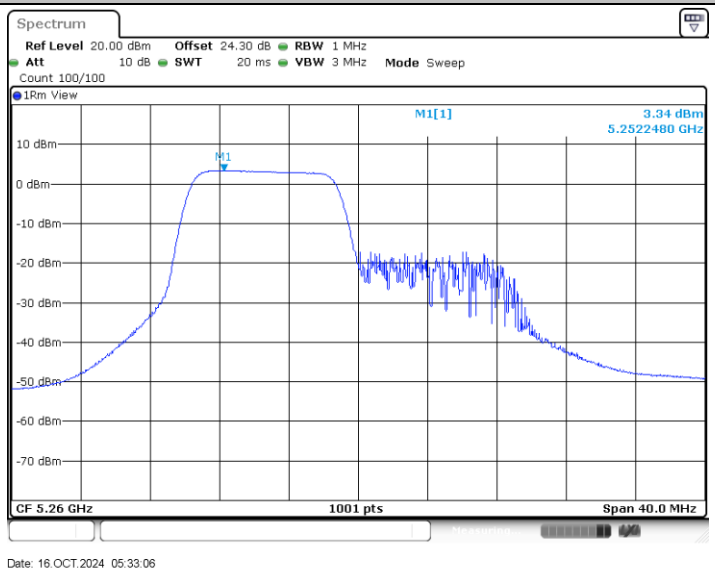

Date: 16.OCT.2024 05:33:06

11AX20MIMO_Ant4_5260_26Tone_RU0

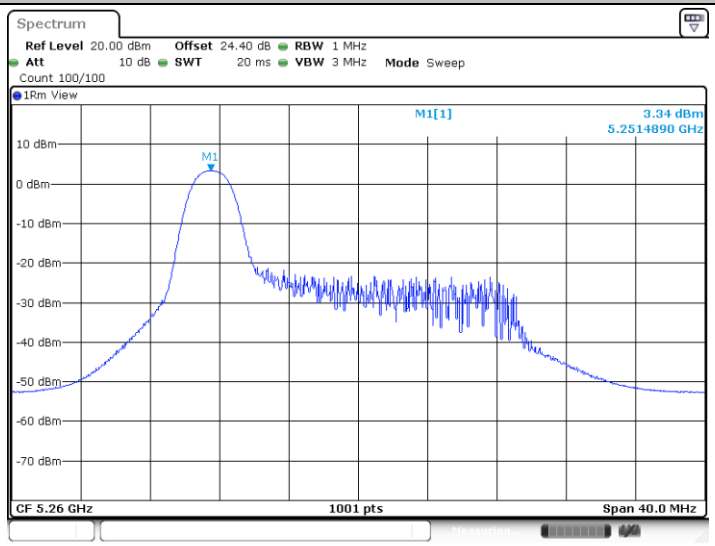

Date: 16.OCT.2024 05:48:09

11AX20MIMO_Ant4_5260_52Tone_RU37

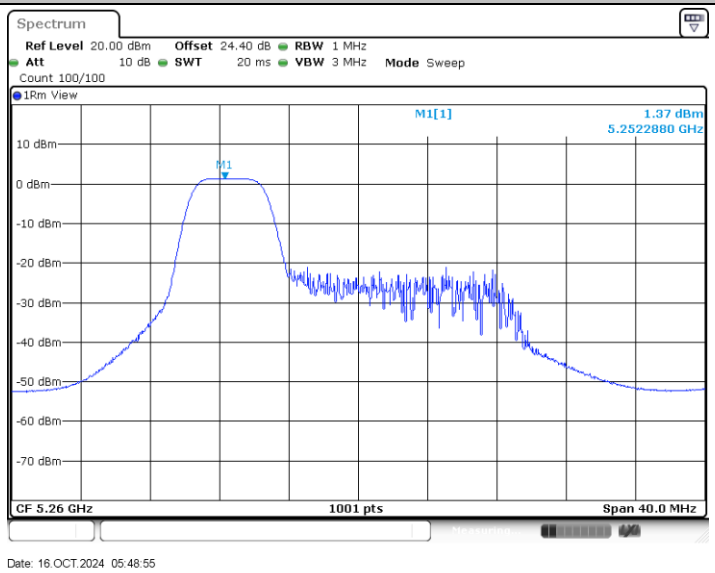

Date: 16.OCT.2024 05:48:55

11AX20MIMO_Ant4_5260_106Tone_RU53

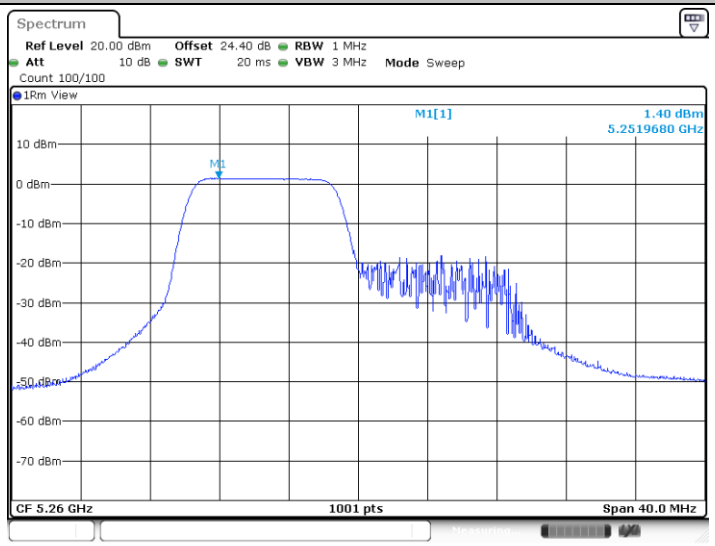

Date: 16.OCT.2024 05:51:58

11AX20MIMO_Ant3_5300_26Tone_RU0

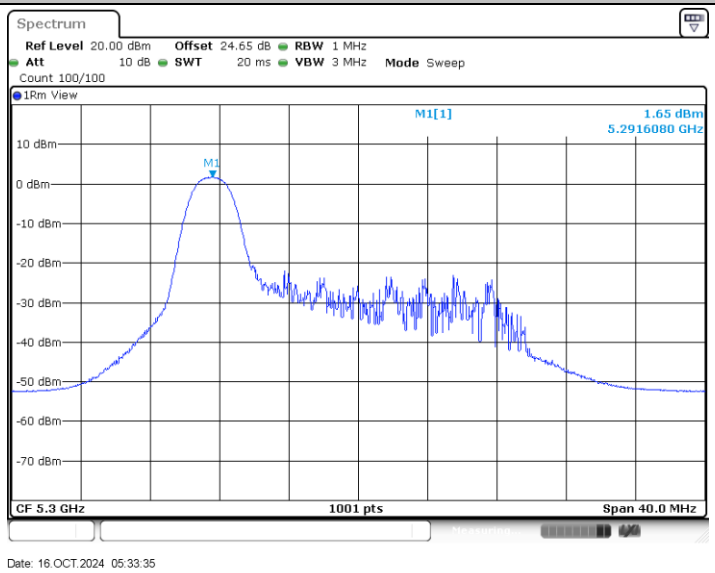

11AX20MIMO_Ant3_5300_52Tone_RU37

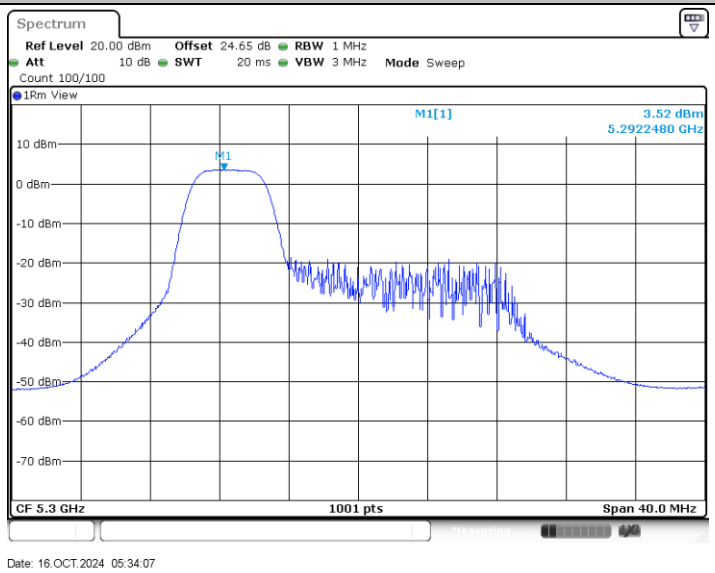

11AX20MIMO_Ant3_5300_106Tone_RU53

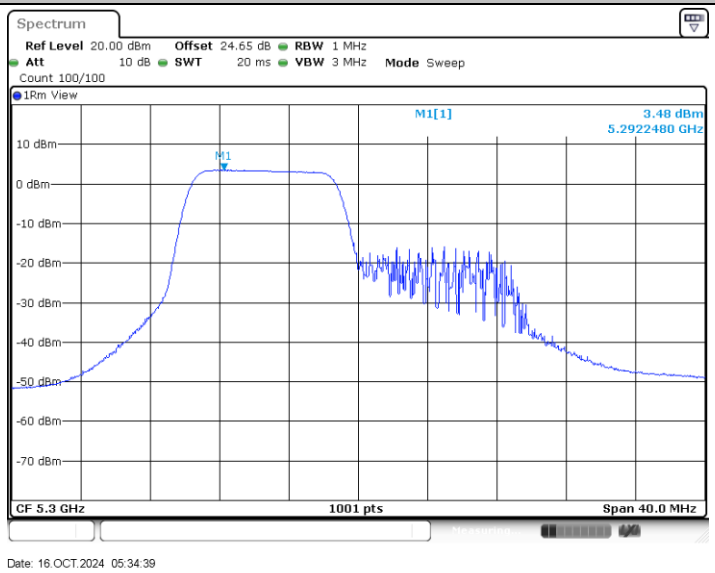

Date: 16.OCT.2024 05:34:39

11AX20MIMO_Ant4_5300_26Tone_RU0

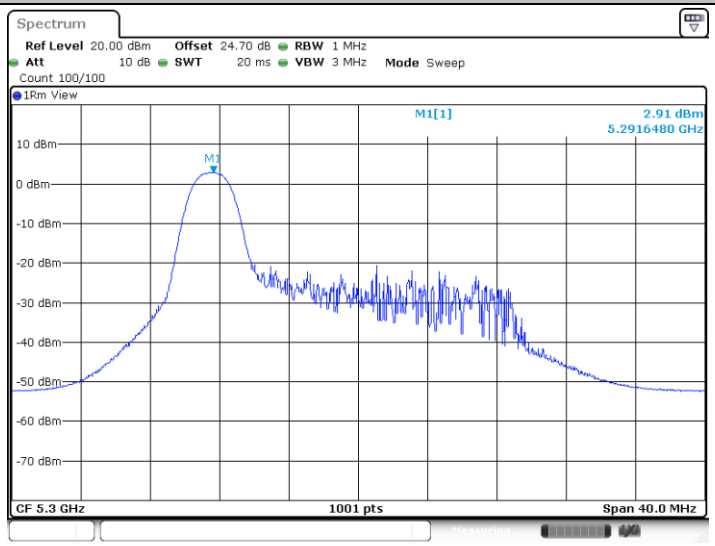

Date: 16.OCT.2024 05:52:29

11AX20MIMO_Ant4_5300_52Tone_RU37

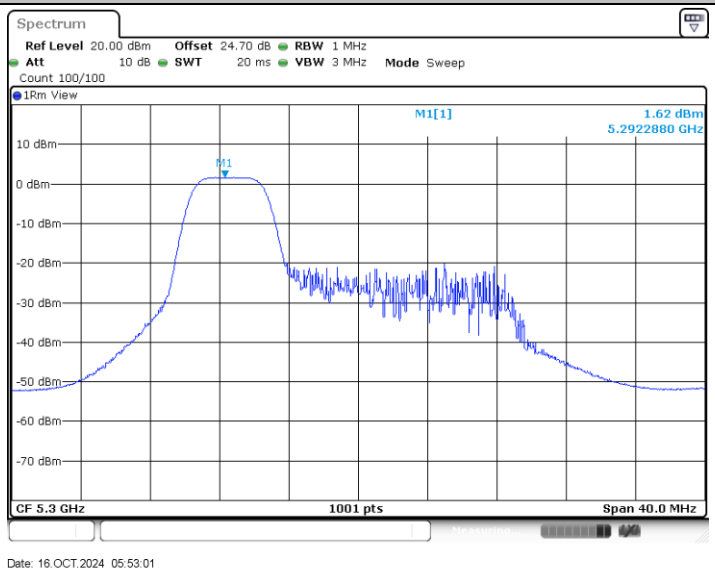

11AX20MIMO_Ant4_5300_106Tone_RU53

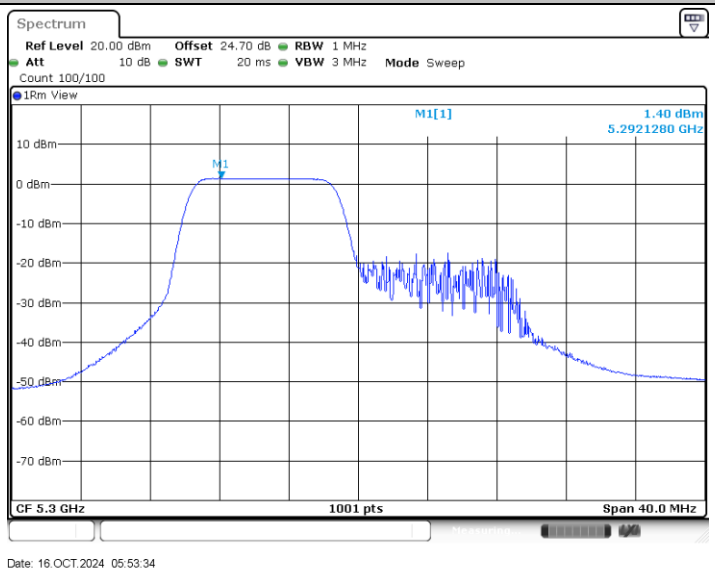

11AX20MIMO_Ant3_5320_26Tone_RU8

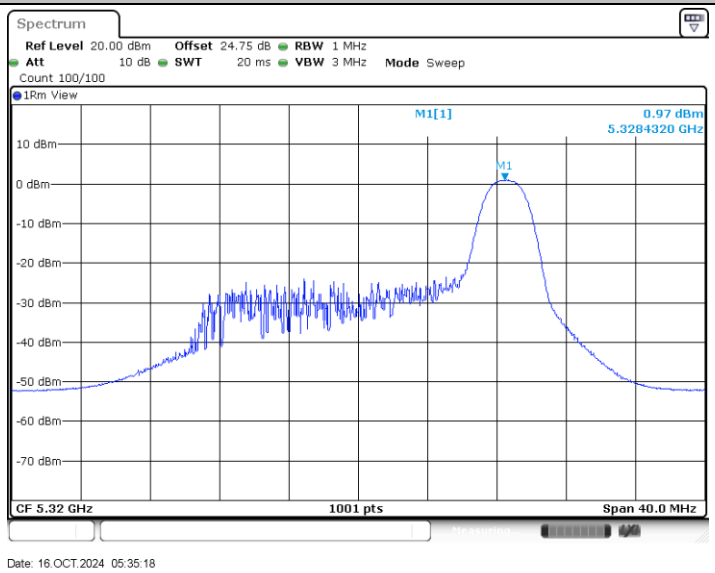

Date: 16.OCT.2024 05:35:18

11AX20MIMO_Ant3_5320_52Tone_RU40

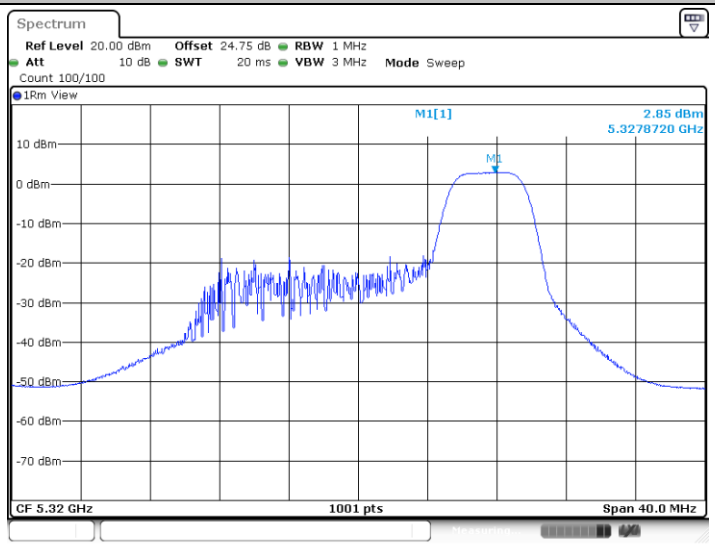

Date: 16.OCT.2024 05:35:46

11AX20MIMO_Ant3_5320_106Tone_RU54

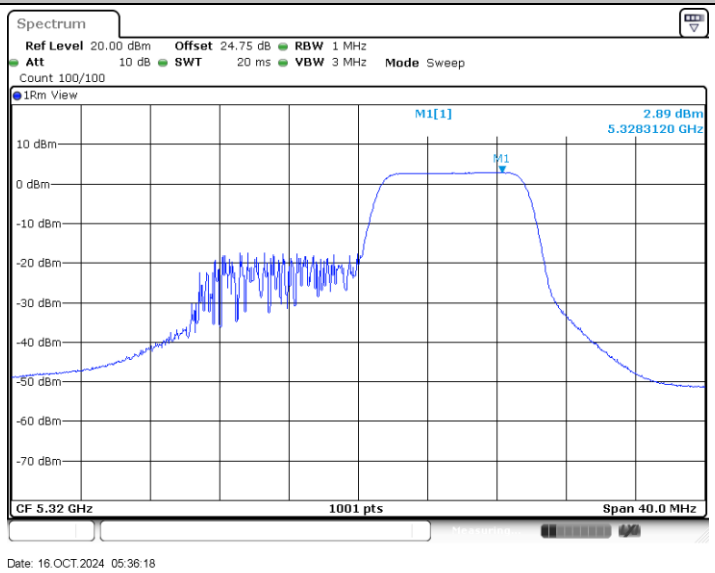

11AX20MIMO_Ant4_5320_26Tone_RU8

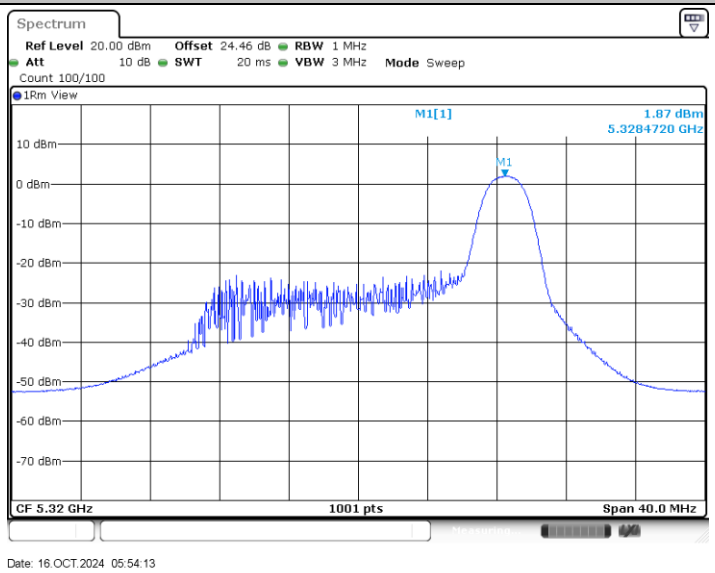

11AX20MIMO_Ant4_5320_52Tone_RU40

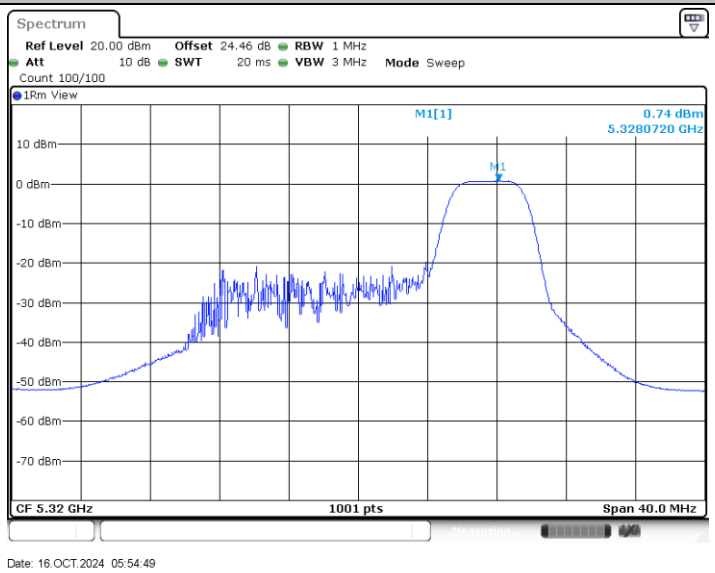

11AX20MIMO_Ant4_5320_106Tone_RU54

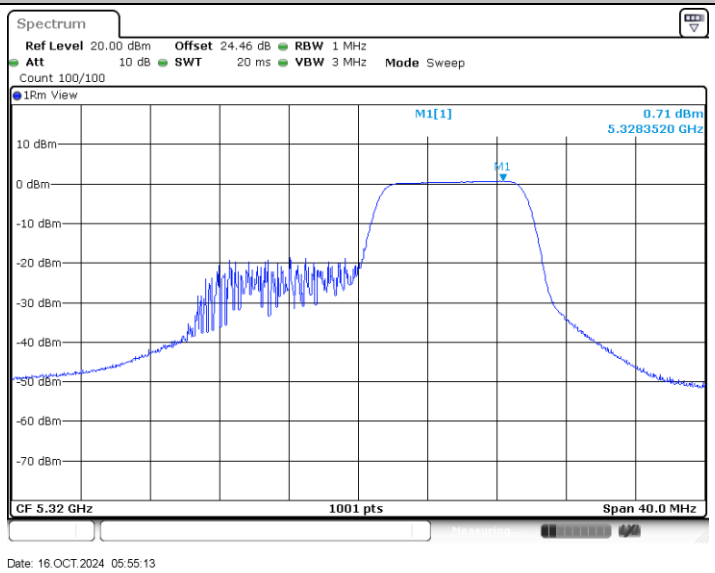

11AX20MIMO_Ant3_5500_26Tone_RU0

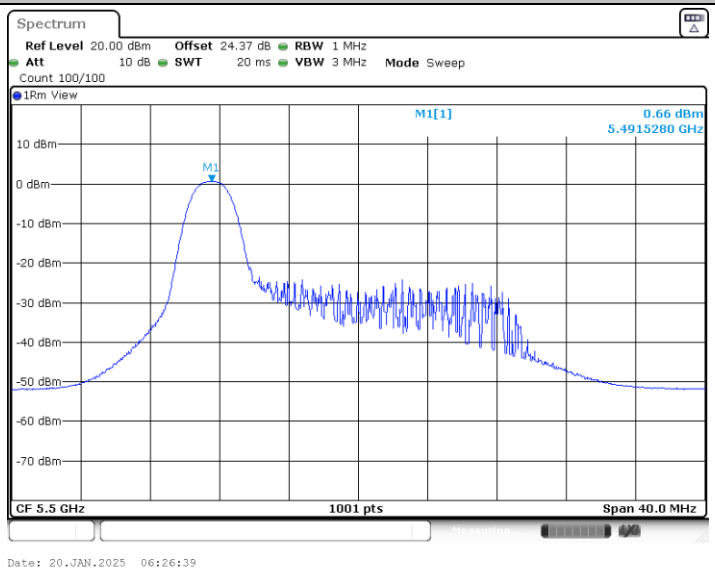

11AX20MIMO_Ant3_5500_52Tone_RU37

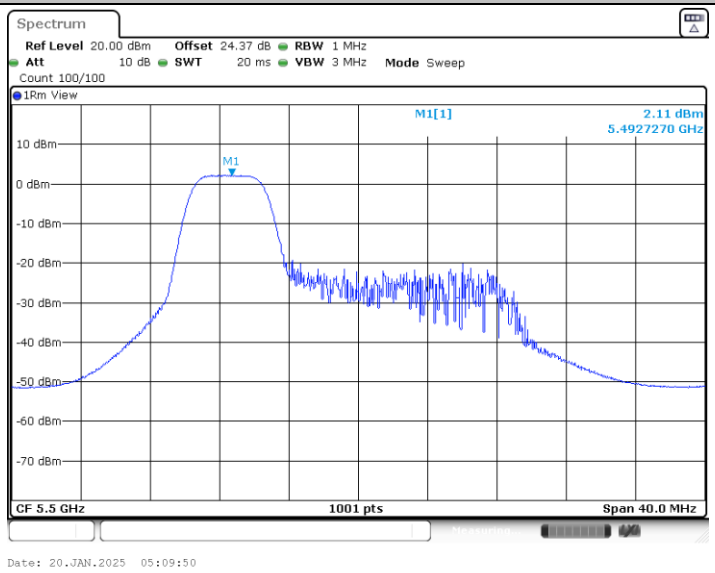

11AX20MIMO_Ant3_5500_106Tone_RU53

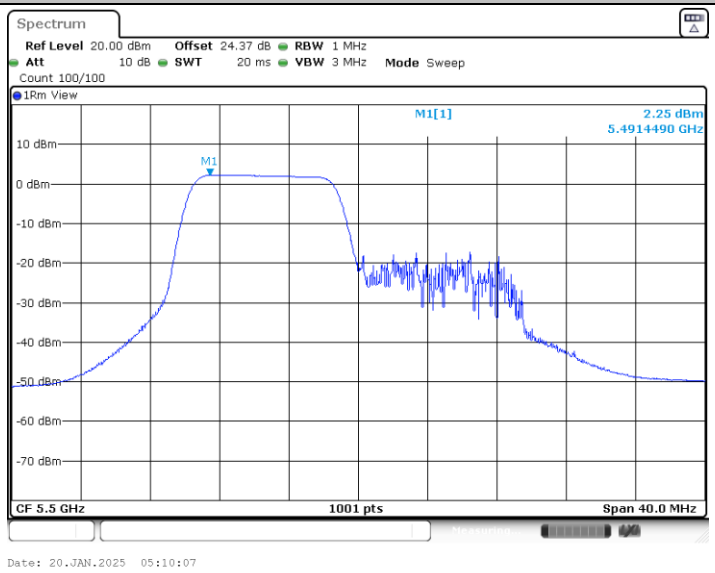

11AX20MIMO_Ant4_5500_26Tone_RU0

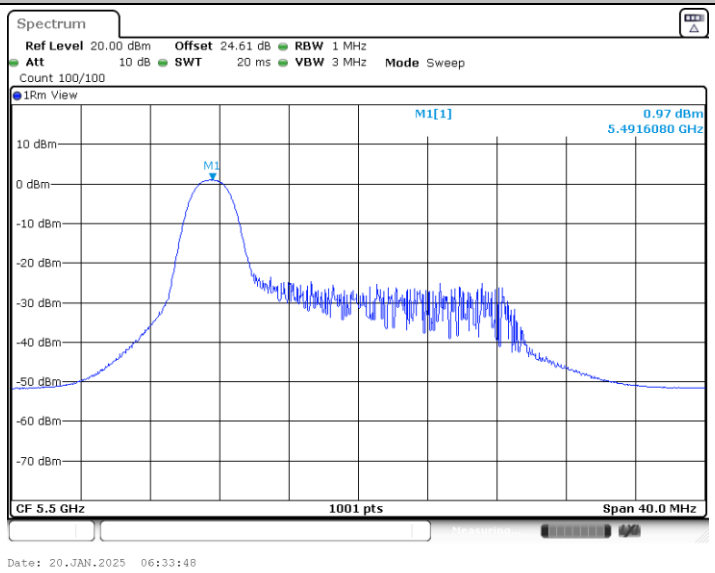

11AX20MIMO_Ant4_5500_52Tone_RU37

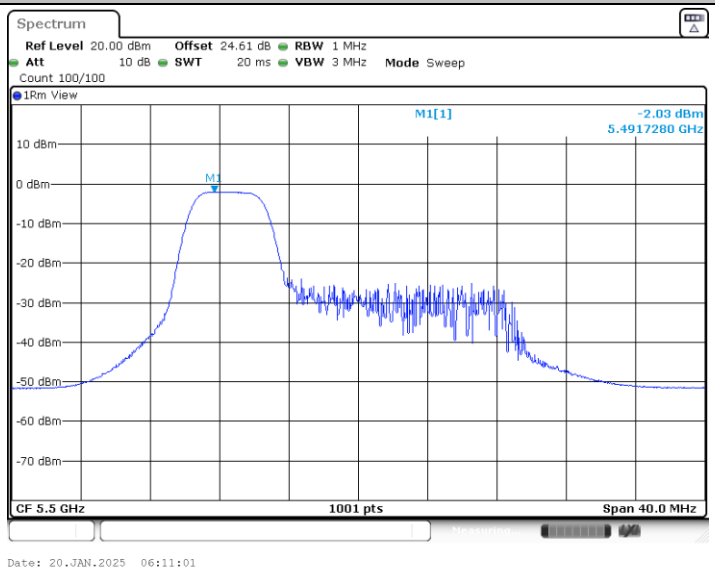

11AX20MIMO_Ant4_5500_106Tone_RU53

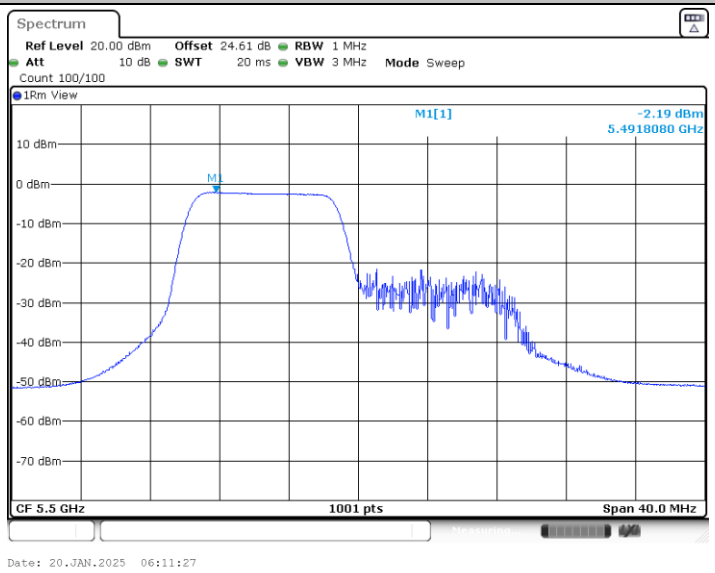

11AX20MIMO_Ant3_5580_26Tone_RU0

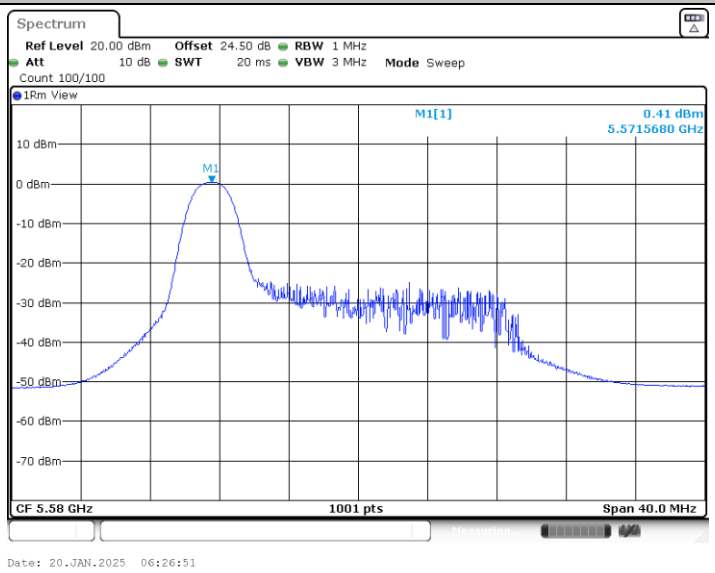

11AX20MIMO_Ant3_5580_52Tone_RU37

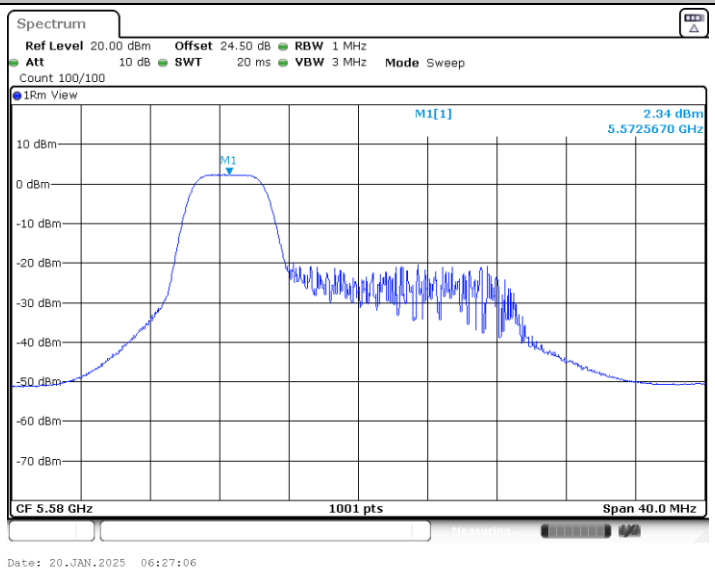

11AX20MIMO_Ant3_5580_106Tone_RU53

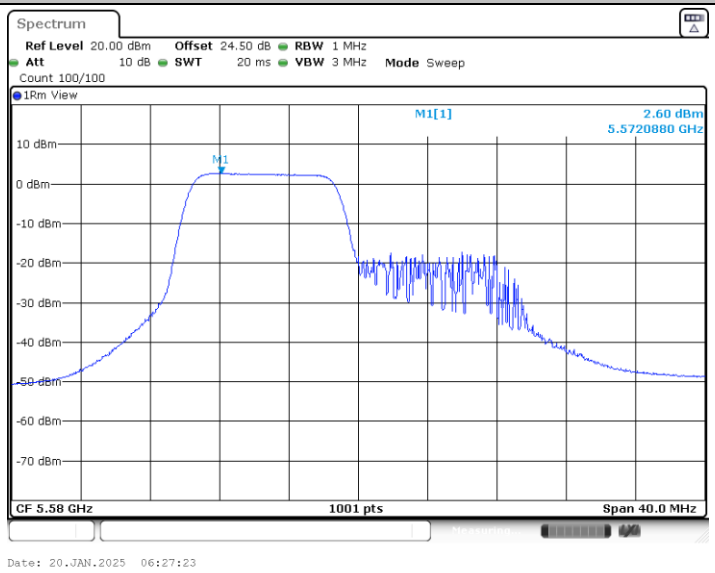

11AX20MIMO_Ant4_5580_26Tone_RU0

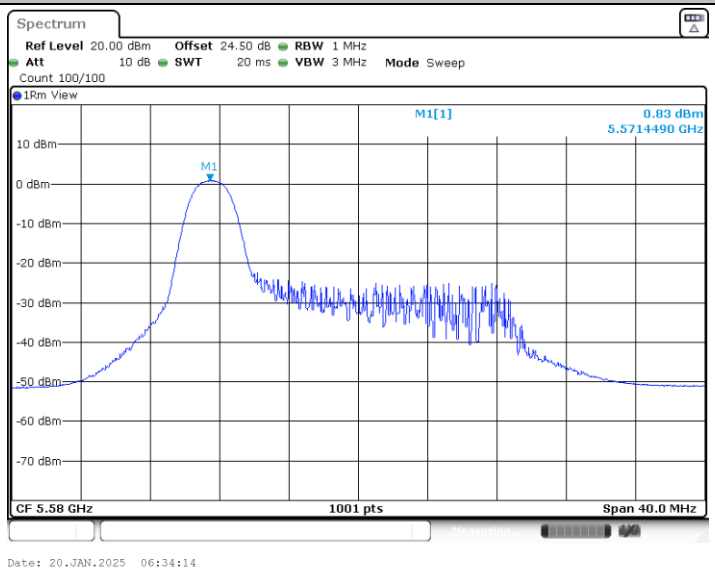

11AX20MIMO_Ant4_5580_52Tone_RU37

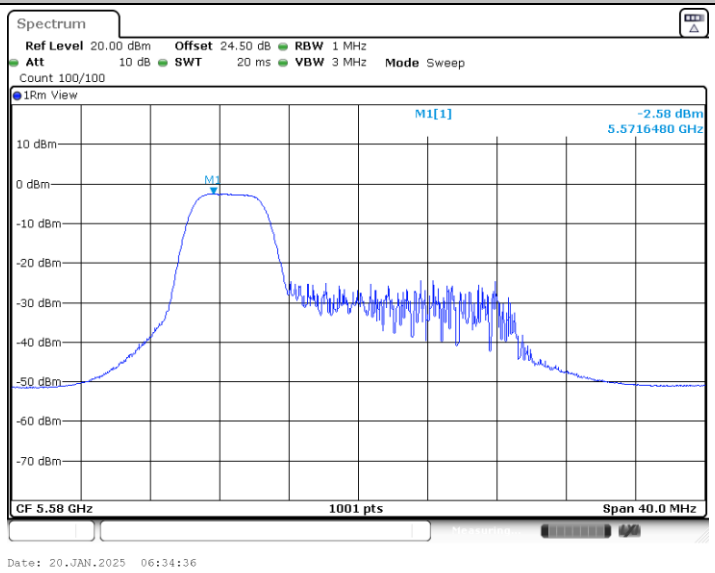

11AX20MIMO_Ant4_5580_106Tone_RU53

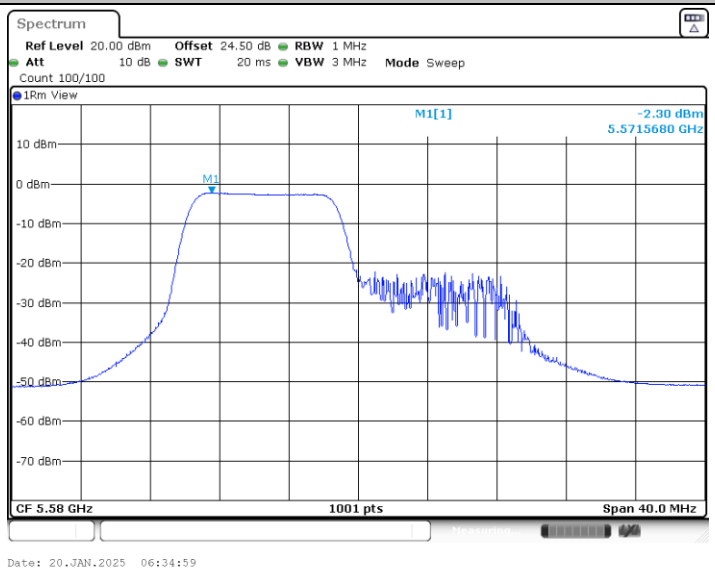

11AX20MIMO_Ant3_5700_26Tone_RU8

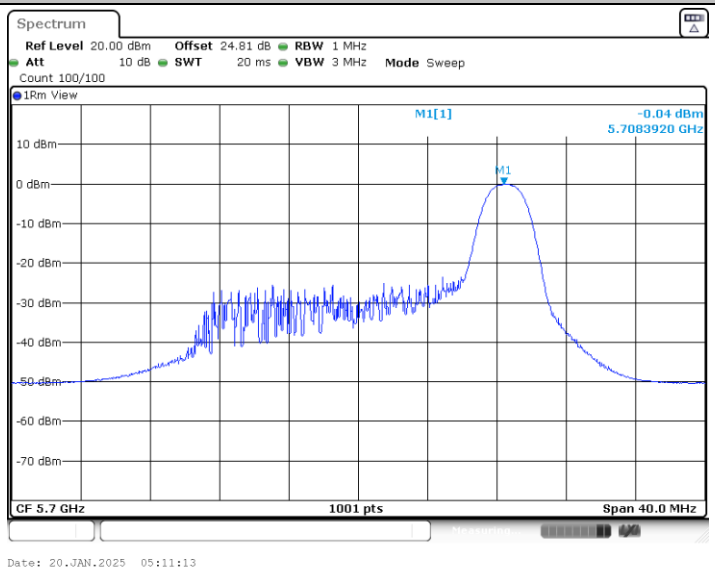

11AX20MIMO_Ant3_5700_52Tone_RU40

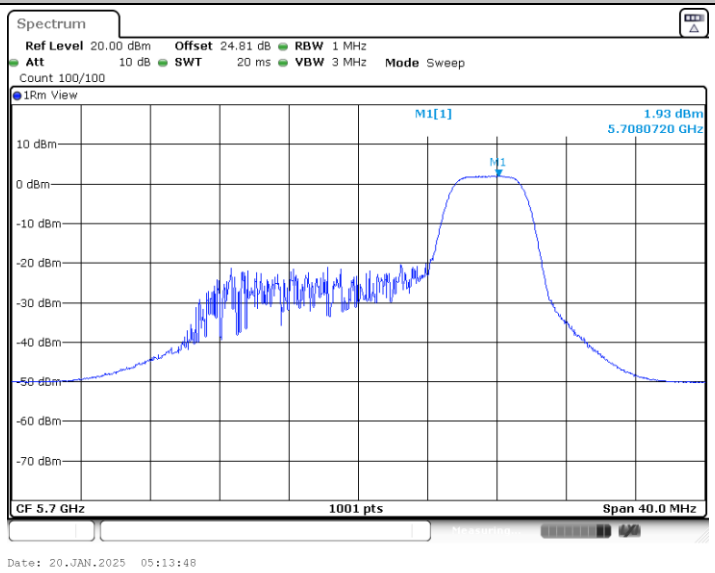

11AX20MIMO_Ant3_5700_106Tone_RU54

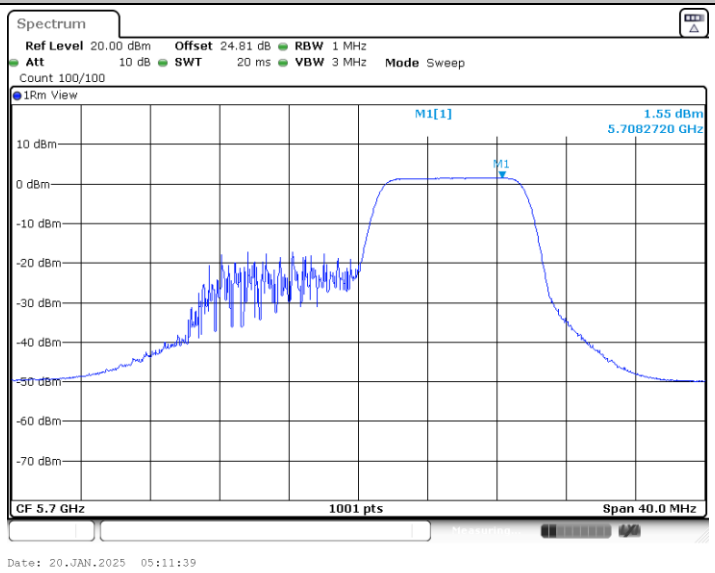

11AX20MIMO_Ant4_5700_26Tone_RU8

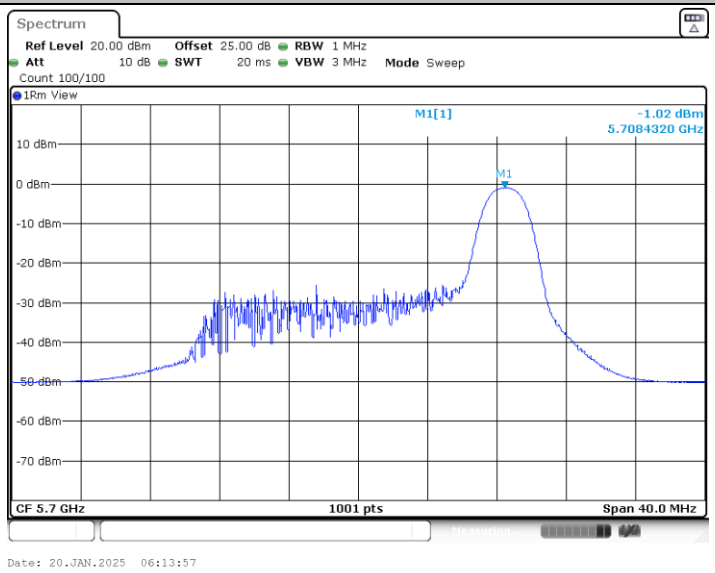

11AX20MIMO_Ant4_5700_52Tone_RU40

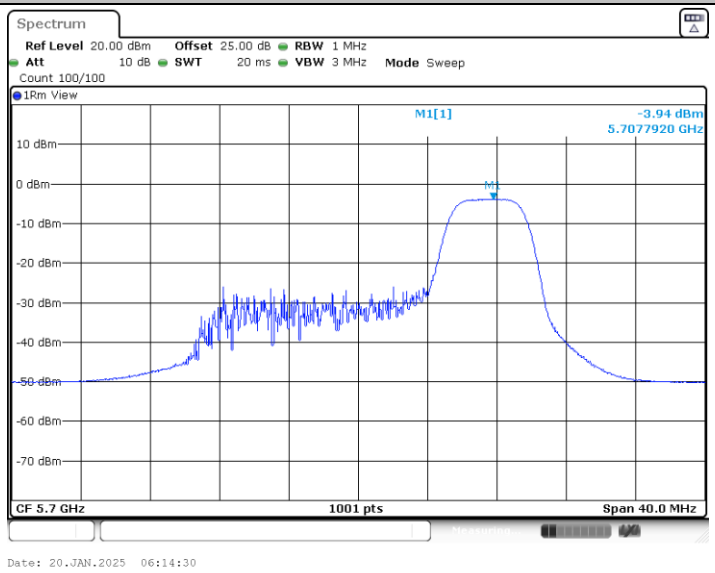

11AX20MIMO_Ant4_5700_106Tone_RU54

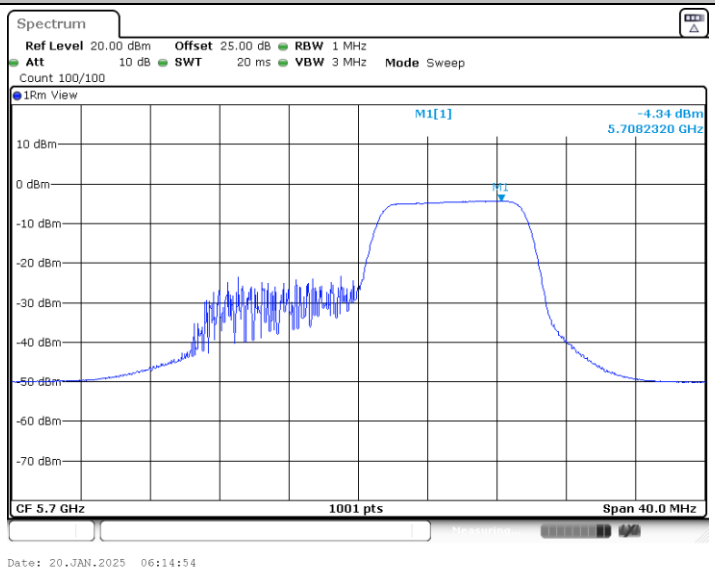

11AX20MIMO_Ant3_5745_26Tone_RU0

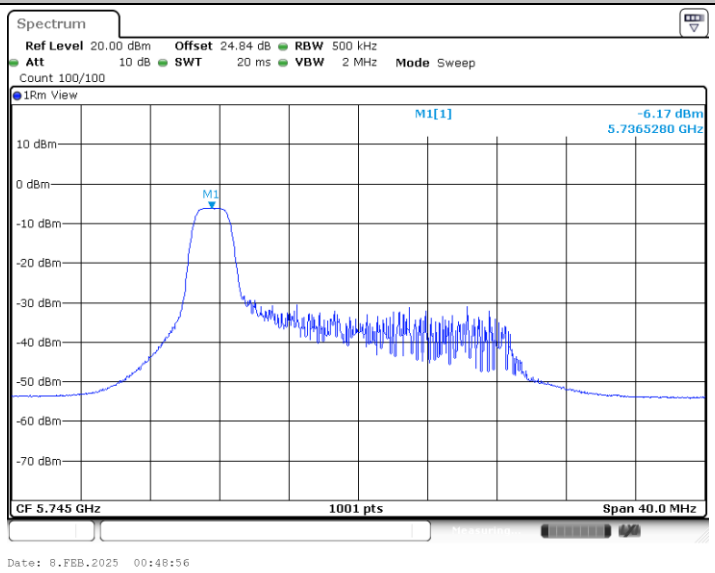

11AX20MIMO_Ant3_5745_52Tone_RU37

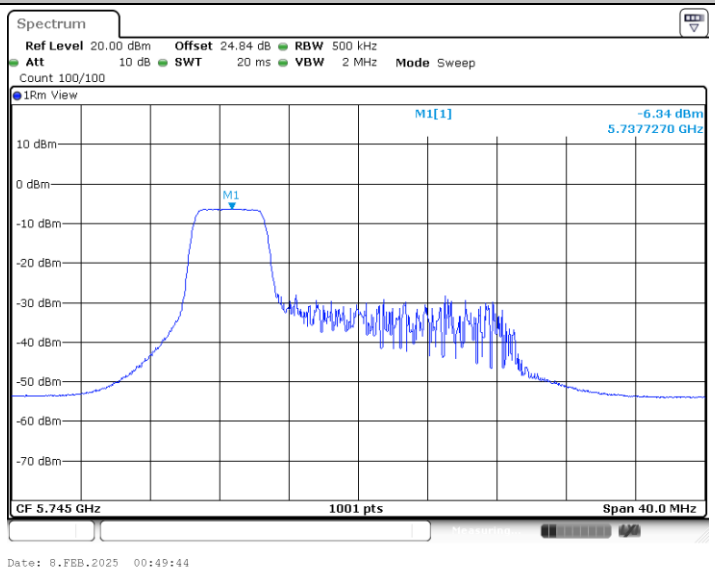

11AX20MIMO_Ant3_5745_106Tone_RU53

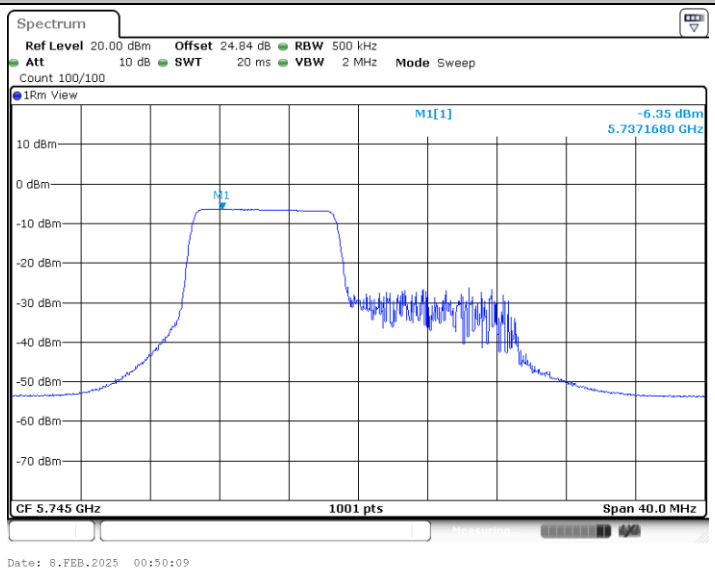

11AX20MIMO_Ant4_5745_26Tone_RU0

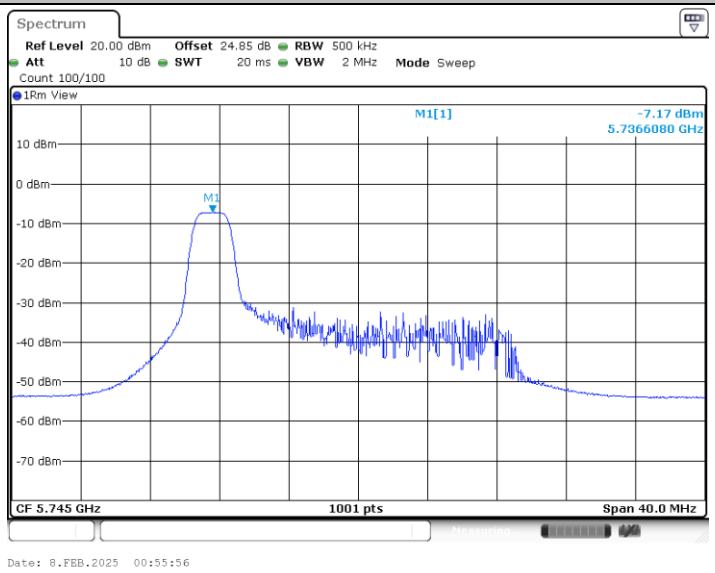

11AX20MIMO_Ant4_5745_52Tone_RU37

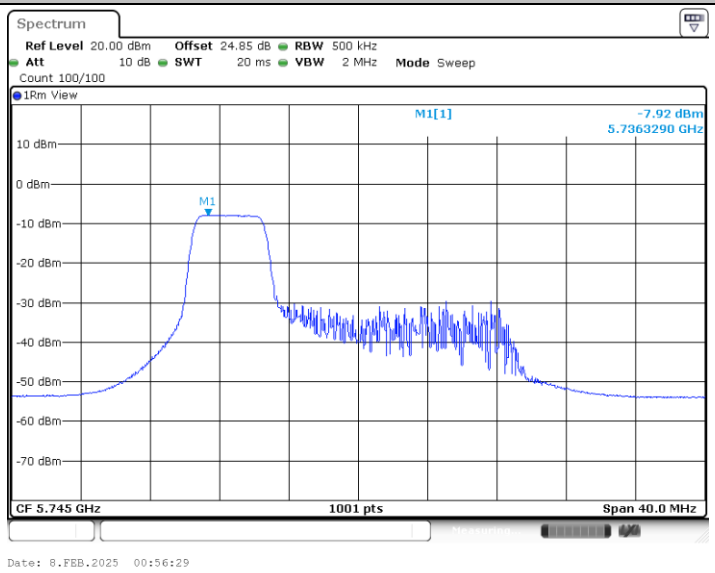

11AX20MIMO_Ant4_5745_106Tone_RU53

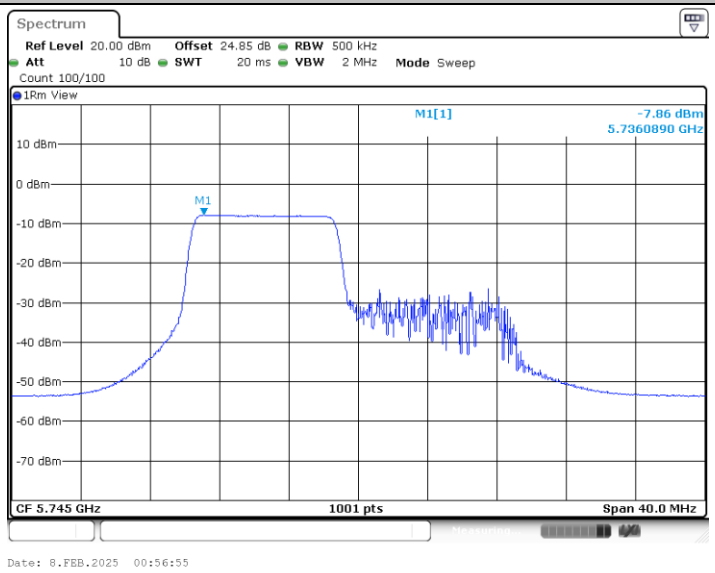

11AX20MIMO_Ant3_5785_26Tone_RU0

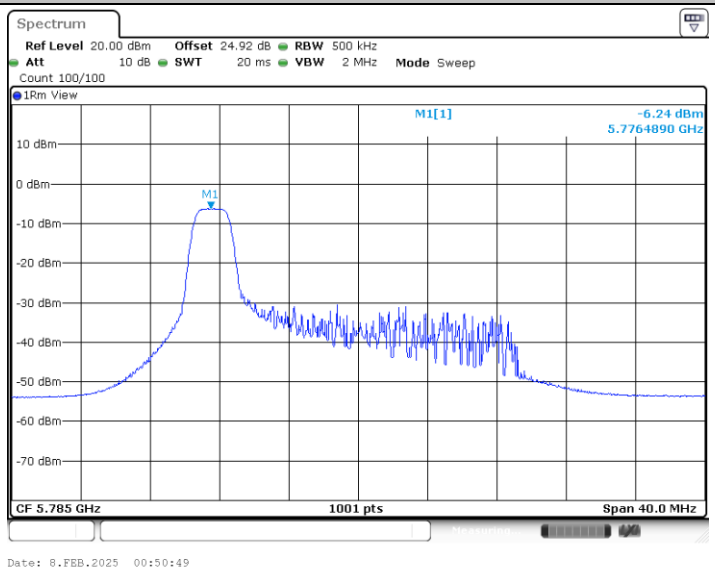

11AX20MIMO_Ant3_5785_52Tone_RU37

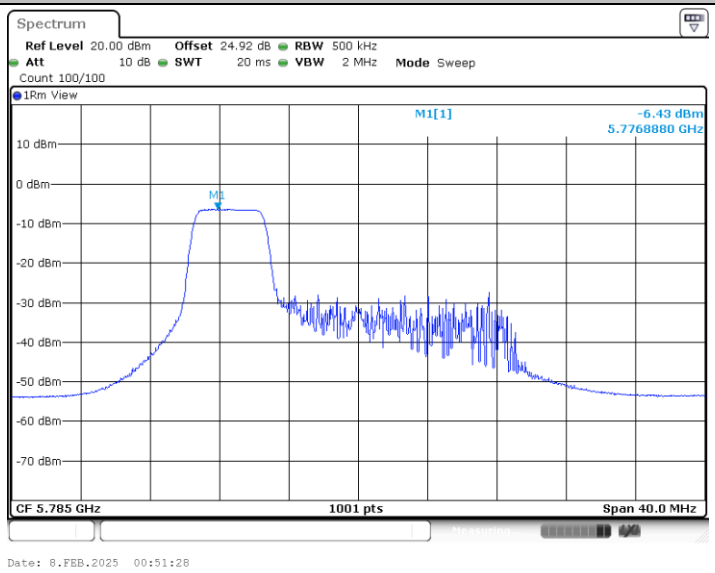

11AX20MIMO_Ant3_5785_106Tone_RU53

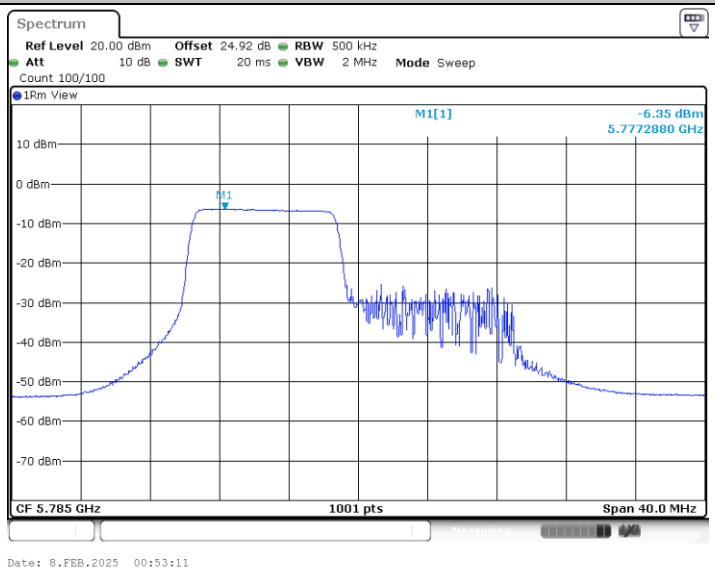

11AX20MIMO_Ant4_5785_26Tone_RU0

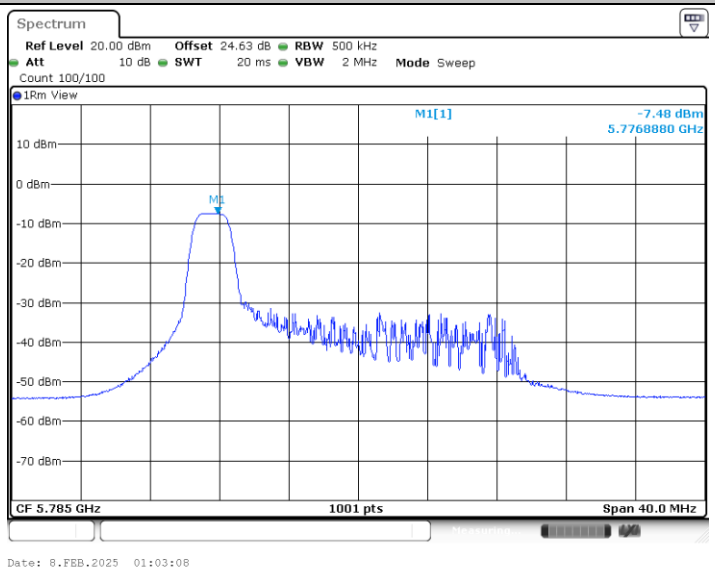

11AX20MIMO_Ant4_5785_52Tone_RU37

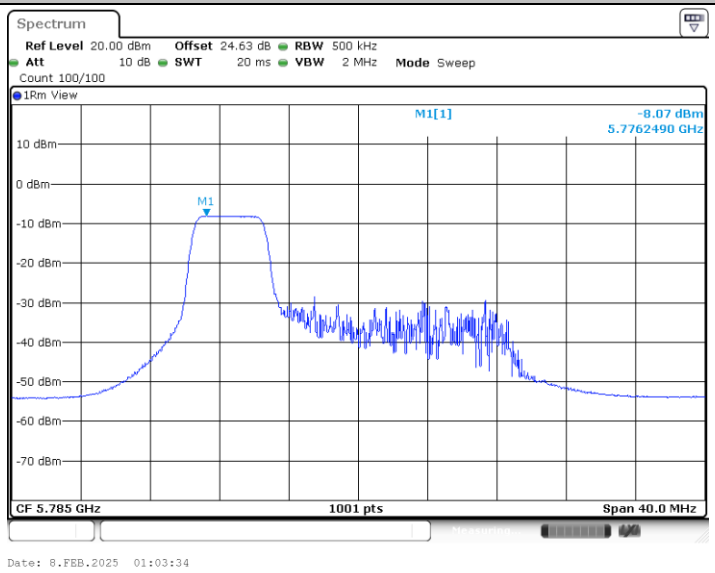

11AX20MIMO_Ant4_5785_106Tone_RU53

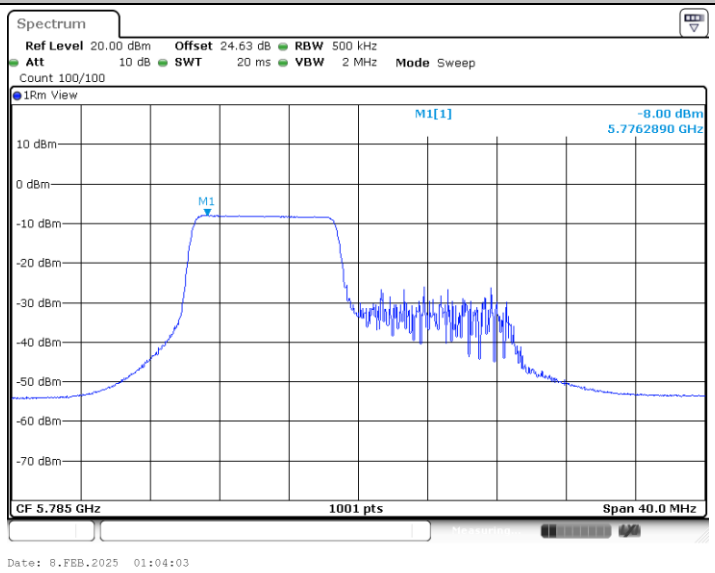

11AX20MIMO_Ant3_5825_26Tone_RU8

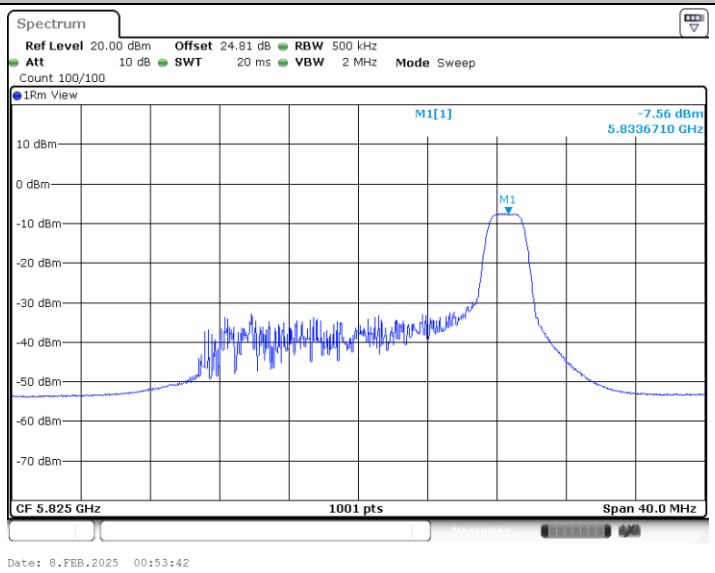

11AX20MIMO_Ant3_5825_52Tone_RU40

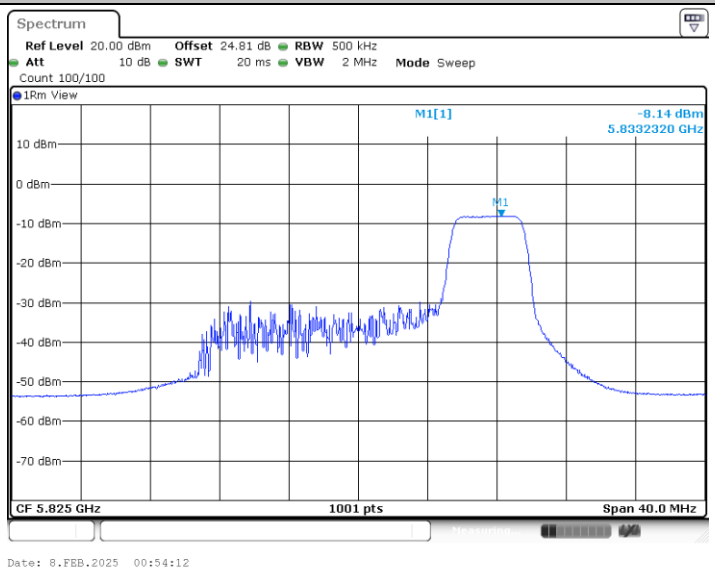

11AX20MIMO_Ant3_5825_106Tone_RU54

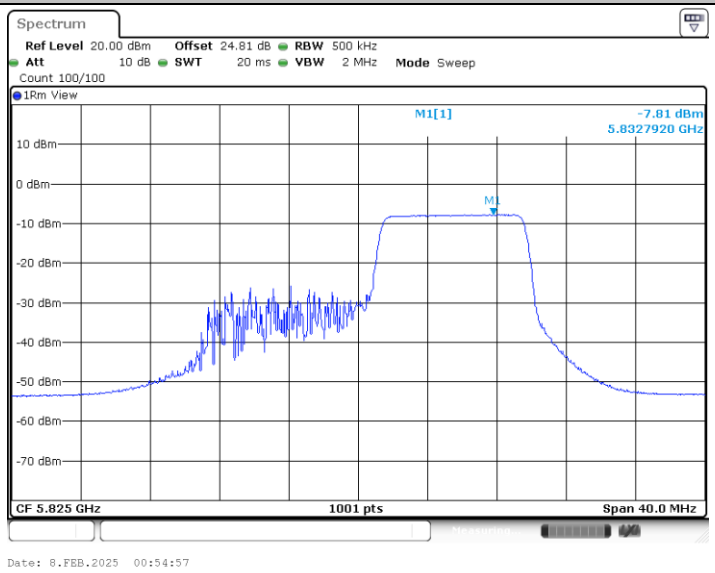

11AX20MIMO_Ant4_5825_26Tone_RU8

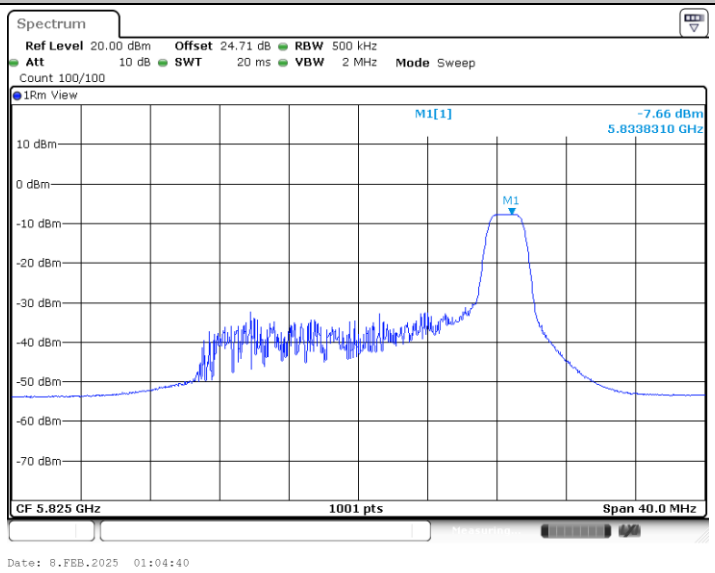

11AX20MIMO_Ant4_5825_52Tone_RU40

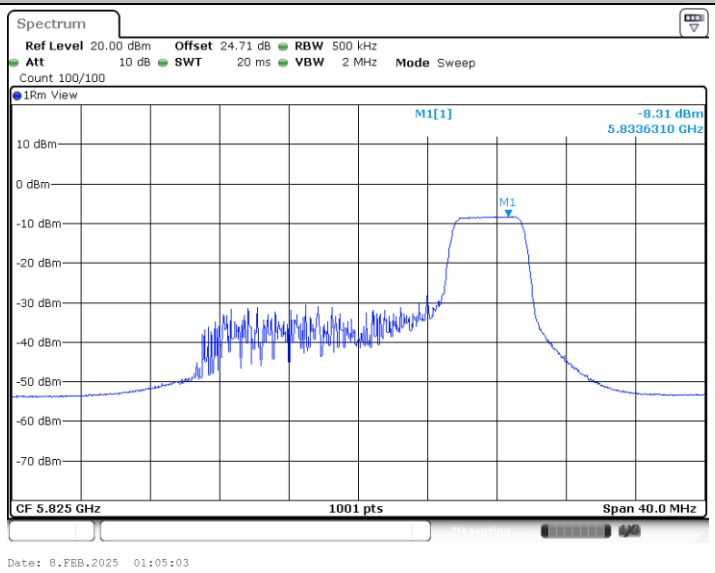

11AX20MIMO_Ant4_5825_106Tone_RU54

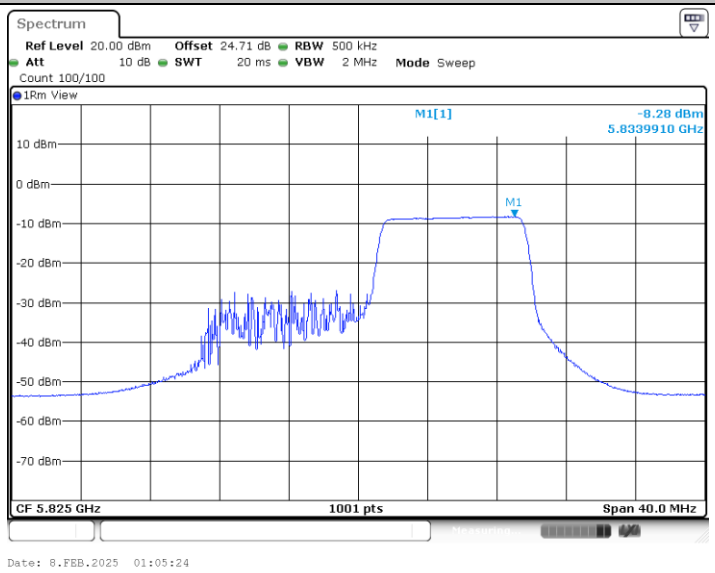

Appendix B. AC Conducted Emission Test Results

Test Engineer :	Amos Zhang	**Temperature :**	25.3~26.2℃
		Relative Humidity :	38~40%
Test Voltage :	120Vac / 60Hz	**Phase :**	Line
Remark :	All emissions not reported here are more than 10 dB below the prescribed limit.		

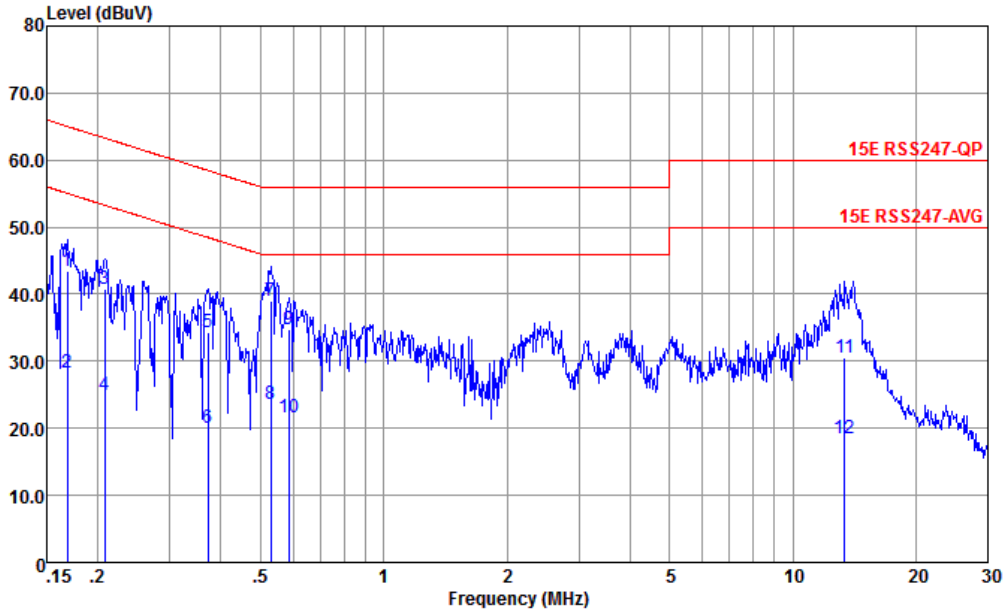

Site : CO01-KS
Condition : 15E RSS247-QP LISN-060105-L 2024 LINE

	Freq MHz	Level dBuV	Over Limit dB	Limit Line dBuV	Read Level dBuV	LISN Factor dB	Cable Loss dB	Remark
1	0.169	43.36	-21.67	65.03	32.81	0.10	10.45	QP
2	0.169	28.36	-26.67	55.03	17.81	0.10	10.45	Average
3	0.208	40.74	-22.53	63.27	30.20	0.08	10.46	QP
4	0.208	25.04	-28.23	53.27	14.50	0.08	10.46	Average
5	0.371	34.39	-24.08	58.47	23.90	0.00	10.49	QP
6	0.371	20.09	-28.38	48.47	9.60	0.00	10.49	Average
7 *	0.529	39.08	-16.92	56.00	28.80	-0.12	10.40	QP
8	0.529	23.58	-22.42	46.00	13.30	-0.12	10.40	Average
9	0.585	34.75	-21.25	56.00	24.50	-0.13	10.38	QP
10	0.585	21.55	-24.45	46.00	11.30	-0.13	10.38	Average
11	13.408	30.57	-29.43	60.00	20.50	-0.20	10.27	QP
12	13.408	18.57	-31.43	50.00	8.50	-0.20	10.27	Average

Test Engineer :	Amos Zhang	**Temperature :**	25.3~26.2℃
		Relative Humidity :	38~40%
Test Voltage :	120Vac / 60Hz	**Phase :**	Neutral
Remark :	All emissions not reported here are more than 10 dB below the prescribed limit.		

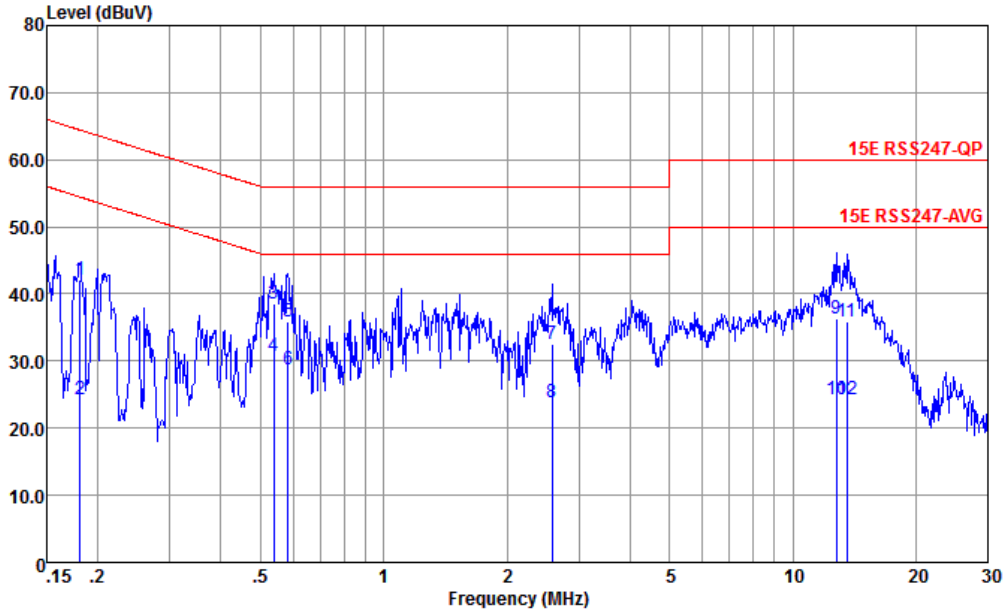

Site : CO01-KS
Condition : 15E RSS247-QP LISN-060105-N 2024 NEUTRAL

	Freq MHz	Level dBuV	Over Limit dB	Limit Line dBuV	Read Level dBuV	LISN Factor dB	Cable Loss dB	Remark
1	0.181	42.08	-22.38	64.46	31.49	0.13	10.46	QP
2	0.181	24.18	-30.28	54.46	13.59	0.13	10.46	Average
3	0.538	38.44	-17.56	56.00	28.20	-0.15	10.39	QP
4 *	0.538	30.84	-15.16	46.00	20.60	-0.15	10.39	Average
5	0.582	35.82	-20.18	56.00	25.60	-0.16	10.38	QP
6	0.582	28.72	-17.28	46.00	18.50	-0.16	10.38	Average
7	2.581	32.53	-23.47	56.00	22.50	-0.20	10.23	QP
8	2.581	23.93	-22.07	46.00	13.90	-0.20	10.23	Average
9	12.784	36.25	-23.75	60.00	26.20	-0.22	10.27	QP
10	12.784	24.25	-25.75	50.00	14.20	-0.22	10.27	Average
11	13.551	35.96	-24.04	60.00	25.90	-0.21	10.27	QP
12	13.551	24.26	-25.74	50.00	14.20	-0.21	10.27	Average

Note:

1. Level(dBμV) = Read Level(dBμV) + LISN Factor(dB) + Cable Loss(dB)
2. Over Limit(dB) = Level(dBμV) – Limit Line(dBμV)

Appendix C. Radiated Spurious Emission Test Data

Test Engineer :	Wenbo Xiao	Relative Humidity :	50%
		Temperature :	20~22℃

Radiated Spurious Emission Test Modes

Mode	Band	Band (GHz)	Antenna	Modulation	Channel	Frequency	Data Rate	RU	Remark
Mode 1	U-NII-1	5.15-5.25	CDD 3+4	802.11a	36	5180	6Mbps	-	-
Mode 2	U-NII-1	5.15-5.25	CDD 3+4	802.11a	44	5220	6Mbps	-	-
Mode 3	U-NII-1	5.15-5.25	CDD 3+4	802.11a	48	5240	6Mbps	-	-
Mode 4	U-NII-2A	5.25-5.35	CDD 3+4	802.11a	52	5260	6Mbps	-	-
Mode 5	U-NII-2A	5.25-5.35	CDD 3+4	802.11a	60	5300	6Mbps	-	-
Mode 6	U-NII-2A	5.25-5.35	CDD 3+4	802.11a	64	5320	6Mbps	-	-
Mode 7	U-NII-2C	5.47-5.725	CDD 3+4	802.11a	100	5500	6Mbps	-	-
Mode 8	U-NII-2C	5.47-5.725	CDD 3+4	802.11a	116	5580	6Mbps	-	-
Mode 9	U-NII-2C	5.47-5.725	CDD 3+4	802.11a	140	5700	6Mbps	-	-
Mode 10	U-NII-1	5.15-5.25	CDD 3+4	802.11ax HE20	36	5180	MCS0	Full RU	-
Mode 11	U-NII-1	5.15-5.25	CDD 3+4	802.11ax HE20	44	5220	MCS0	Full RU	-
Mode 12	U-NII-1	5.15-5.25	CDD 3+4	802.11ax HE20	48	5240	MCS0	Full RU	-
Mode 13	U-NII-2A	5.25-5.35	CDD 3+4	802.11ax HE20	52	5260	MCS0	Full RU	-
Mode 14	U-NII-2A	5.25-5.35	CDD 3+4	802.11ax HE20	60	5300	MCS0	Full RU	-
Mode 15	U-NII-2A	5.25-5.35	CDD 3+4	802.11ax HE20	64	5320	MCS0	Full RU	-
Mode 16	U-NII-2C	5.47-5.725	CDD 3+4	802.11ax HE20	100	5500	MCS0	Full RU	-
Mode 17	U-NII-2C	5.47-5.725	CDD 3+4	802.11ax HE20	116	5580	MCS0	Full RU	-
Mode 18	U-NII-2C	5.47-5.725	CDD 3+4	802.11ax HE20	140	5700	MCS0	Full RU	-
Mode 19	U-NII-1	5.15-5.25	CDD 3+4	802.11ax HE20	36	5180	MCS0	Partial RU26/0	-
Mode 20	U-NII-2A	5.25-5.35	CDD 3+4	802.11ax HE20	64	5320	MCS0	Partial RU26/8	-
Mode 21	U-NII-2C	5.47-5.725	CDD 3+4	802.11ax HE20	100	5500	MCS0	Partial RU26/0	-
Mode 22	U-NII-2C	5.47-5.725	CDD 3+4	802.11ax HE20	140	5700	MCS0	Partial RU26/8	-
Mode 23	U-NII-1	5.15-5.25	CDD 3+4	802.11ax HE20	36	5180	MCS0	Partial RU52/37	-
Mode 24	U-NII-2A	5.25-5.35	CDD 3+4	802.11ax HE20	64	5320	MCS0	Partial RU52/40	-
Mode 25	U-NII-2C	5.47-5.725	CDD 3+4	802.11ax HE20	100	5500	MCS0	Partial RU52/37	-
Mode 26	U-NII-2C	5.47-5.725	CDD 3+4	802.11ax HE20	140	5700	MCS0	Partial RU52/40	-
Mode 27	U-NII-1	5.15-5.25	CDD 3+4	802.11ax HE20	36	5180	MCS0	Partial RU106/53	-
Mode 28	U-NII-2A	5.25-5.35	CDD 3+4	802.11ax HE20	64	5320	MCS0	Partial RU106/54	-
Mode 29	U-NII-2C	5.47-5.725	CDD 3+4	802.11ax HE20	100	5500	MCS0	Partial RU106/53	-
Mode 30	U-NII-2C	5.47-5.725	CDD 3+4	802.11ax HE20	140	5700	MCS0	Partial RU106/54	-
Mode 31	U-NII-1	5.15-5.25	CDD 3+4	802.11ax HE40	38	5190	MCS0	Full RU	-
Mode 32	U-NII-1	5.15-5.25	CDD 3+4	802.11ax HE40	46	5230	MCS0	Full RU	-
Mode 33	U-NII-2A	5.25-5.35	CDD 3+4	802.11ax HE40	54	5270	MCS0	Full RU	-

Mode	Band	Band (GHz)	Antenna	Modulation	Channel	Frequency	Data Rate	RU	Remark
Mode 34	U-NII-2A	5.25-5.35	CDD 3+4	802.11ax HE40	62	5310	MCS0	Full RU	-
Mode 35	U-NII-2C	5.47-5.725	CDD 3+4	802.11ax HE40	102	5510	MCS0	Full RU	-
Mode 36	U-NII-2C	5.47-5.725	CDD 3+4	802.11ax HE40	110	5550	MCS0	Full RU	-
Mode 37	U-NII-2C	5.47-5.725	CDD 3+4	802.11ax HE40	134	5670	MCS0	Full RU	-
Mode 38	U-NII-1	5.15-5.25	CDD 3+4	802.11ax HE80	42	5210	MCS0	Full RU	-
Mode 39	U-NII-2A	5.25-5.35	CDD 3+4	802.11ax HE80	58	5290	MCS0	Full RU	-
Mode 40	U-NII-2C	5.47-5.725	CDD 3+4	802.11ax HE80	106	5530	MCS0	Full RU	-
Mode 41	U-NII-1	5.15-5.35	CDD 3+4	802.11ax HE160	50	5250	MCS0	Full RU	-
Mode 43	U-NII-3	5.725-5.85	CDD 3+4	802.11a	149	5745	6Mbps	-	-
Mode 44	U-NII-3	5.725-5.85	CDD 3+4	802.11a	157	5785	6Mbps	-	-
Mode 45	U-NII-3	5.725-5.85	CDD 3+4	802.11a	165	5825	6Mbps	-	-
Mode 46	U-NII-3	5.725-5.85	CDD 3+4	802.11ax HE20	149	5745	MCS0	Full RU	-
Mode 47	U-NII-3	5.725-5.85	CDD 3+4	802.11ax HE20	157	5785	MCS0	Full RU	-
Mode 48	U-NII-3	5.725-5.85	CDD 3+4	802.11ax HE20	165	5825	MCS0	Full RU	-
Mode 49	U-NII-3	5.725-5.85	CDD 3+4	802.11ax HE40	151	5755	MCS0	Full RU	-
Mode 50	U-NII-3	5.725-5.85	CDD 3+4	802.11ax HE40	159	5795	MCS0	Full RU	-
Mode 51	U-NII-3	5.725-5.85	CDD 3+4	802.11ax HE80	155	5775	MCS0	Full RU	-
Mode 52	U-NII-3	5.725-5.85	CDD 3+4	802.11ax HE20	149	5745	MCS0	Partial RU26/0	-
Mode 53	U-NII-3	5.725-5.85	CDD 3+4	802.11ax HE20	165	5825	MCS0	Partial RU26/8	-
Mode 54	U-NII-3	5.725-5.85	CDD 3+4	802.11ax HE20	149	5745	MCS0	Partial RU52/37	-
Mode 55	U-NII-3	5.725-5.85	CDD 3+4	802.11ax HE20	165	5825	MCS0	Partial RU52/40	-
Mode 56	U-NII-3	5.725-5.85	CDD 3+4	802.11ax HE20	149	5745	MCS0	Partial RU106/53	-
Mode 57	U-NII-3	5.725-5.85	CDD 3+4	802.11ax HE20	165	5825	MCS0	Partial RU106/54	-
Mode 60	U-NII-1	5.15-5.35	CDD 3+4	802.11ax HE160-LF	50	5250	MCS0	Full RU	LF
Mode 61	U-NII-3	5.725-5.85	CDD 3+4	802.11ax HE80-LF	155	5775	MCS0	Full RU	LF

Summary of each worse mode

Mode	Modulation	Ch.	Freq. (MHz)	Level (dBuV/m)	Limit (dBuV/m)	Margin (dB)	Pol.	Peak Avg.	Result	Remark
1	802.11a	36	5025.92	43.67	54.00	-10.33	H	AVERAGE	Pass	Band Edge
1	802.11a	36	10360.00	45.99	68.30	-22.31	V	Peak	Pass	Harmonic
2	802.11a	44	-	-	-	-	-	-	-	Band Edge
2	802.11a	44	10440.00	43.76	68.30	-24.54	H	Peak	Pass	Harmonic
3	802.11a	48	-	-	-	-	-	-	-	Band Edge
3	802.11a	48	10480.00	45.54	68.30	-22.76	V	Peak	Pass	Harmonic
4	802.11a	52	-	-	-	-	-	-	-	Band Edge
4	802.11a	52	10520.00	45.47	68.30	-22.83	H	Peak	Pass	Harmonic
5	802.11a	60	-	-	-	-	-	-	-	Band Edge
5	802.11a	60	10600.00	45.52	74.00	-28.48	V	Peak	Pass	Harmonic
6	802.11a	64	5351.78	42.64	54.00	-11.36	V	AVERAGE	Pass	Band Edge
6	802.11a	64	10640.00	45.78	74.00	-28.22	V	Peak	Pass	Harmonic
7	802.11a	100	5351.65	41.29	54.00	-12.71	V	AVERAGE	Pass	Band Edge
7	802.11a	100	16500.00	47.86	68.30	-20.44	H	Peak	Pass	Harmonic
8	802.11a	116	-	-	-	-	-	-	-	Band Edge
8	802.11a	116	16740.00	47.70	68.30	-20.60	H	Peak	Pass	Harmonic
9	802.11a	140	5744.20	52.06	68.30	-16.24	V	PEAK	Pass	Band Edge
9	802.11a	140	17100.00	47.83	68.30	-20.47	H	Peak	Pass	Harmonic
10	802.11ax HE20	36	5028.62	43.18	54.00	-10.82	H	AVERAGE	Pass	Band Edge
10	802.11ax HE20	36	10360.00	45.70	68.30	-22.60	H	Peak	Pass	Harmonic
11	802.11ax HE20	44	-	-	-	-	-	-	-	Band Edge
11	802.11ax HE20	44	10440.00	45.33	68.30	-22.97	V	Peak	Pass	Harmonic
12	802.11ax HE20	48	-	-	-	-	-	-	-	Band Edge
12	802.11ax HE20	48	10480.00	45.99	68.30	-22.31	H	Peak	Pass	Harmonic
13	802.11ax HE20	52	-	-	-	-	-	-	-	Band Edge
13	802.11ax HE20	52	10520.00	45.17	68.30	-23.13	H	Peak	Pass	Harmonic
14	802.11ax HE20	60	-	-	-	-	-	-	-	Band Edge
14	802.11ax HE20	60	10600.00	44.86	74.00	-29.14	H	Peak	Pass	Harmonic
15	802.11ax HE20	64	5358.50	42.48	54.00	-11.52	V	AVERAGE	Pass	Band Edge
15	802.11ax HE20	64	15960.00	46.26	74.00	-27.74	H	Peak	Pass	Harmonic
16	802.11ax HE20	100	5424.55	42.62	54.00	-11.38	H	AVERAGE	Pass	Band Edge
16	802.11ax HE20	100	16500.00	46.01	68.30	-22.29	V	Peak	Pass	Harmonic
17	802.11ax HE20	116	-	-	-	-	-	-	-	Band Edge
17	802.11ax HE20	116	16740.00	47.20	68.30	-21.10	V	Peak	Pass	Harmonic
18	802.11ax HE20	140	5760.06	52.17	68.30	-16.13	V	PEAK	Pass	Band Edge
18	802.11ax HE20	140	17100.00	46.67	68.30	-21.63	H	Peak	Pass	Harmonic
19	802.11ax HE20	36	5017.82	42.91	54.00	-11.09	H	AVERAGE	Pass	Band Edge
19	802.11ax HE20	36	-	-	-	-	-	-	-	Harmonic
20	802.11ax HE20	64	5455.80	41.36	54.00	-12.64	H	AVERAGE	Pass	Band Edge
20	802.11ax HE20	64	-	-	-	-	-	-	-	Harmonic
21	802.11ax HE20	100	5425.90	41.50	54.00	-12.50	H	AVERAGE	Pass	Band Edge
21	802.11ax HE20	100	-	-	-	-	-	-	-	Harmonic

Mode	Modulation	Ch.	Freq. (MHz)	Level (dBuV/m)	Limit (dBuV/m)	Margin (dB)	Pol.	Peak Avg.	Result	Remark
22	802.11ax HE20	140	5760.71	52.08	68.30	-16.22	H	PEAK	Pass	Band Edge
22	802.11ax HE20	140	-	-	-	-	-	-	-	Harmonic
23	802.11ax HE20	36	5017.46	43.79	54.00	-10.21	H	AVERAGE	Pass	Band Edge
23	802.11ax HE20	36	-	-	-	-	-	-	-	Harmonic
24	802.11ax HE20	64	5407.50	41.64	54.00	-12.36	H	AVERAGE	Pass	Band Edge
24	802.11ax HE20	64	-	-	-	-	-	-	-	Harmonic
25	802.11ax HE20	100	5447.05	41.86	54.00	-12.14	V	AVERAGE	Pass	Band Edge
25	802.11ax HE20	100	-	-	-	-	-	-	-	Harmonic
26	802.11ax HE20	140	5736.40	52.47	68.30	-15.83	V	PEAK	Pass	Band Edge
26	802.11ax HE20	140	-	-	-	-	-	-	-	Harmonic
27	802.11ax HE20	36	5017.64	44.02	54.00	-9.98	H	AVERAGE	Pass	Band Edge
27	802.11ax HE20	36	-	-	-	-	-	-	-	Harmonic
28	802.11ax HE20	64	5357.24	45.08	54.00	-8.92	H	AVERAGE	Pass	Band Edge
28	802.11ax HE20	64	-	-	-	-	-	-	-	Harmonic
29	802.11ax HE20	100	5468.95	64.11	68.30	-4.19	V	PEAK	Pass	Band Edge
29	802.11ax HE20	100	-	-	-	-	-	-	-	Harmonic
30	802.11ax HE20	140	5725.48	62.57	68.30	-5.73	V	PEAK	Pass	Band Edge
30	802.11ax HE20	140	-	-	-	-	-	-	-	Harmonic
31	802.11ax HE40	38	5149.91	48.42	54.00	-5.58	H	AVERAGE	Pass	Band Edge
31	802.11ax HE40	38	10380.00	45.76	68.30	-22.54	V	Peak	Pass	Harmonic
32	802.11ax HE40	46	-	-	-	-	-	-	-	Band Edge
32	802.11ax HE40	46	10460.00	46.47	68.30	-21.83	V	Peak	Pass	Harmonic
33	802.11ax HE40	54	-	-	-	-	-	-	-	Band Edge
33	802.11ax HE40	54	10540.00	45.81	68.30	-22.49	H	Peak	Pass	Harmonic
34	802.11ax HE40	62	5351.85	50.59	54.00	-3.41	V	AVERAGE	Pass	Band Edge
34	802.11ax HE40	62	10620.00	47.09	74.00	-26.91	H	Peak	Pass	Harmonic
35	802.11ax HE40	102	5470.00	64.34	68.30	-3.96	H	PEAK	Pass	Band Edge
35	802.11ax HE40	102	16530.00	47.97	68.30	-20.33	H	Peak	Pass	Harmonic
36	802.11ax HE40	110	-	-	-	-	-	-	-	Band Edge
36	802.11ax HE40	110	16650.00	48.42	68.30	-19.88	H	Peak	Pass	Harmonic
37	802.11ax HE40	134	5459.76	41.80	54.00	-12.20	V	AVERAGE	Pass	Band Edge
37	802.11ax HE40	134	17010.00	47.97	68.30	-20.33	V	Peak	Pass	Harmonic
38	802.11ax HE80	42	5149.94	47.96	54.00	-6.04	H	AVERAGE	Pass	Band Edge
38	802.11ax HE80	42	10420.00	47.25	68.30	-21.05	H	Peak	Pass	Harmonic
39	802.11ax HE80	58	5352.90	50.61	54.00	-3.39	H	AVERAGE	Pass	Band Edge
39	802.11ax HE80	58	10580.00	46.29	68.30	-22.01	H	Peak	Pass	Harmonic
40	802.11ax HE80	106	5455.48	49.47	54.00	-4.53	H	AVERAGE	Pass	Band Edge
40	802.11ax HE80	106	16590.00	48.74	68.30	-19.56	H	Peak	Pass	Harmonic
41	802.11ax HE160	50	5352.06	50.78	54.00	-3.22	H	AVERAGE	Pass	Band Edge
41	802.11ax HE160	50	10500.00	45.11	68.30	-23.19	V	Peak	Pass	Harmonic
43	802.11a	149	5644.52	51.54	68.30	-16.76	V	PEAK	Pass	Band Edge
43	802.11a	149	17235.00	47.61	68.30	-20.69	H	Peak	Pass	Harmonic

Mode	Modulation	Ch.	Freq. (MHz)	Level (dBuV/m)	Limit (dBuV/m)	Margin (dB)	Pol.	Peak Avg.	Result	Remark
44	802.11a	157	-	-	-	-	-	-	-	Band Edge
44	802.11a	157	17355.00	47.23	68.30	-21.07	H	Peak	Pass	Harmonic
45	802.11a	165	5925.13	52.52	68.30	-15.78	H	PEAK	Pass	Band Edge
45	802.11a	165	17475.00	48.14	68.30	-20.16	H	Peak	Pass	Harmonic
46	802.11ax HE20	149	5600.00	52.06	68.30	-16.24	H	PEAK	Pass	Band Edge
46	802.11ax HE20	149	17235.00	49.11	68.30	-19.19	H	Peak	Pass	Harmonic
47	802.11ax HE20	157	-	-	-	-	-	-	-	Band Edge
47	802.11ax HE20	157	17355.00	48.35	68.30	-19.95	V	Peak	Pass	Harmonic
48	802.11ax HE20	165	5930.88	53.33	68.30	-14.97	H	PEAK	Pass	Band Edge
48	802.11ax HE20	165	17475.00	50.22	68.30	-18.08	V	Peak	Pass	Harmonic
49	802.11ax HE40	151	5608.84	54.00	68.30	-14.30	V	PEAK	Pass	Band Edge
49	802.11ax HE40	151	17265.00	49.63	68.30	-18.67	V	Peak	Pass	Harmonic
50	802.11ax HE40	159	5932.64	53.56	68.30	-14.74	V	PEAK	Pass	Band Edge
50	802.11ax HE40	159	17385.00	47.92	68.30	-20.38	V	Peak	Pass	Harmonic
51	802.11ax HE80	155	5925.50	54.49	68.30	-13.81	V	PEAK	Pass	Band Edge
51	802.11ax HE80	155	17325.00	47.88	68.30	-20.42	V	Peak	Pass	Harmonic
52	802.11ax HE20	149	5633.06	51.72	68.30	-16.58	H	PEAK	Pass	Band Edge
52	802.11ax HE20	149	-	-	-	-	-	-	-	Harmonic
53	802.11ax HE20	165	5926.25	52.66	68.30	-15.64	V	PEAK	Pass	Band Edge
53	802.11ax HE20	165	-	-	-	-	-	-	-	Harmonic
54	802.11ax HE20	149	5632.34	51.85	68.30	-16.45	H	PEAK	Pass	Band Edge
54	802.11ax HE20	149	-	-	-	-	-	-	-	Harmonic
55	802.11ax HE20	165	5932.88	52.85	68.30	-15.45	V	PEAK	Pass	Band Edge
55	802.11ax HE20	165	-	-	-	-	-	-	-	Harmonic
56	802.11ax HE20	149	5638.86	51.68	68.30	-16.62	H	PEAK	Pass	Band Edge
56	802.11ax HE20	149	-	-	-	-	-	-	-	Harmonic
57	802.11ax HE20	165	5948.00	52.58	68.30	-15.72	V	PEAK	Pass	Band Edge
57	802.11ax HE20	165	-	-	-	-	-	-	-	Harmonic
60	802.11ax HE160-LF	50	59.10	29.62	40.00	-10.38	V	PEAK	Pass	LF
61	802.11ax HE80-LF	155	59.10	29.87	40.00	-10.13	V	PEAK	Pass	LF

Mode	1	
	Band Edge	
	U-NII-1_5.15-5.25_802.11a_CH36_5180MHz	
ANT	CDD 3+4	
Pol.	Horizontal	Fundamental
Peak	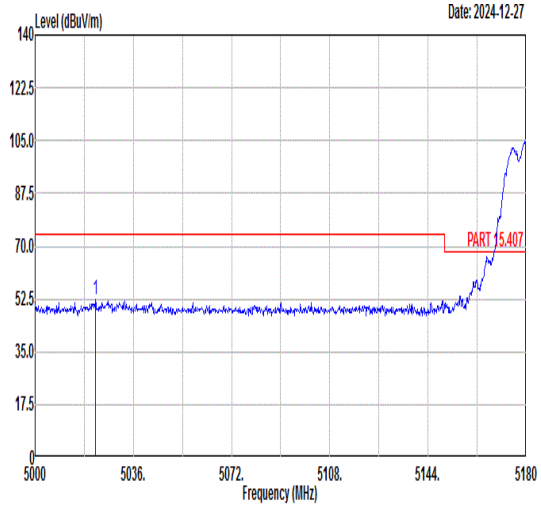 Freq Level Limit Line Margin (dB) Read Level Ant Factor Cable Loss Preamp Factor APos TPos Remark MHz dBuV/m dBuV/m dBuV dB/m dB dB cm deg 1 5022.14 52.41 74.00 -21.59 40.93 36.68 8.30 33.50 100 127 PEAK	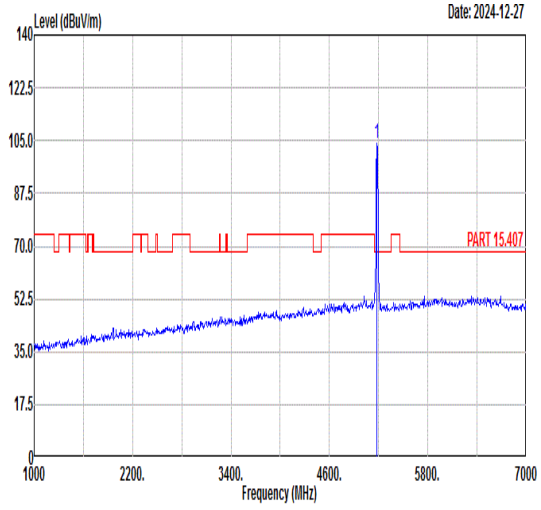 Freq Level Limit Line Margin (dB) Read Level Ant Factor Cable Loss Preamp Factor APos TPos Remark MHz dBuV/m dBuV/m dBuV dB/m dB dB cm deg 1 5180.00 104.27 ------ ------ 92.59 36.55 8.59 33.46 100 127 PEAK
Avg	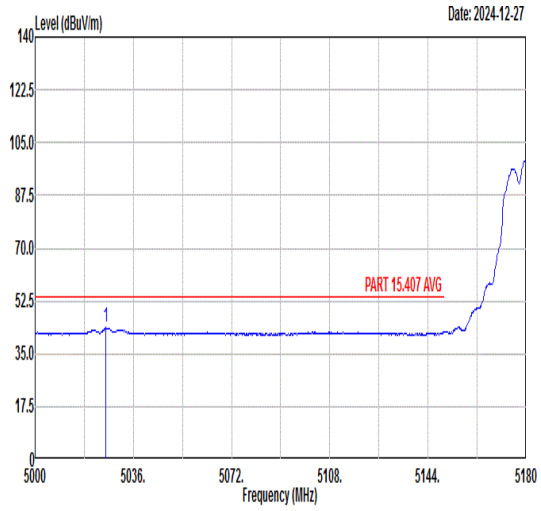 Freq Level Limit Line Margin (dB) Read Level Ant Factor Cable Loss Preamp Factor APos TPos Remark MHz dBuV/m dBuV/m dBuV dB/m dB dB cm deg 1 5025.92 43.67 54.00 -10.33 32.17 36.68 8.31 33.49 100 127 AVERAGE	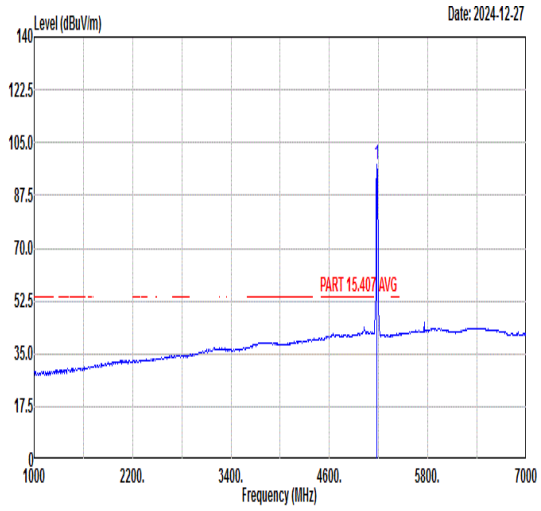 Freq Level Limit Line Margin (dB) Read Level Ant Factor Cable Loss Preamp Factor APos TPos Remark MHz dBuV/m dBuV/m dBuV dB/m dB dB cm deg 1 5180.00 97.80 ------ ------ 86.12 36.55 8.59 33.46 100 127 AVERAGE

Mode	1	
	Band Edge	
	U-NII-1_5.15-5.25_802.11a_CH36_5180MHz	
ANT	CDD 3+4	
Pol.	Vertical	Fundamental
Peak	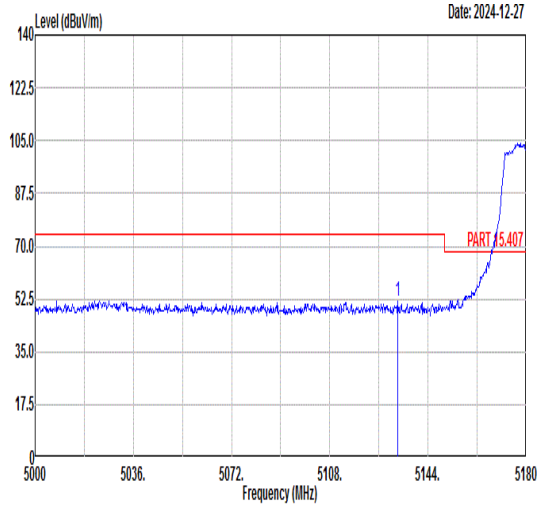 Freq Level Limit Line Margin (dB) Read Level Ant Factor Cable Loss Preamp Factor APos TPos Remark MHz dBuV/m dBuV/m dBuV dB/m dB dB cm deg 1 5133.02 51.72 74.00 -22.28 40.10 36.59 8.50 33.47 306 244 PEAK	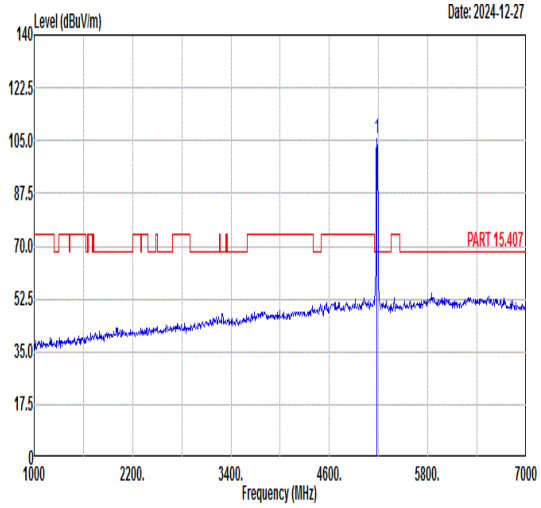 Freq Level Limit Line Margin (dB) Read Level Ant Factor Cable Loss Preamp Factor APos TPos Remark MHz dBuV/m dBuV/m dBuV dB/m dB dB cm deg 1 5180.00 105.64 ------ ------ 93.96 36.55 8.59 33.46 306 244 PEAK
Avg	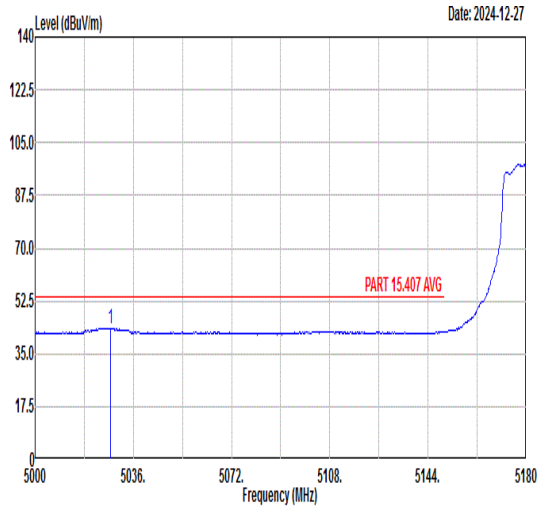 Freq Level Limit Line Margin (dB) Read Level Ant Factor Cable Loss Preamp Factor APos TPos Remark MHz dBuV/m dBuV/m dBuV dB/m dB dB cm deg 1 5027.54 43.56 54.00 -10.44 32.06 36.68 8.31 33.49 306 244 AVERAGE	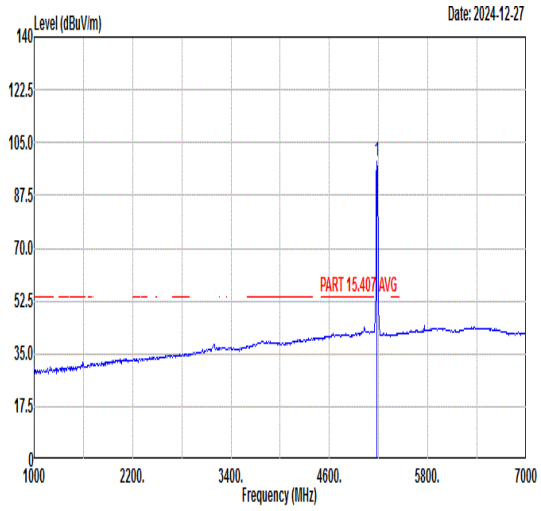 Freq Level Limit Line Margin (dB) Read Level Ant Factor Cable Loss Preamp Factor APos TPos Remark MHz dBuV/m dBuV/m dBuV dB/m dB dB cm deg 1 5180.00 98.75 ------ ------ 87.07 36.55 8.59 33.46 306 244 AVERAGE

Mode	1	
	Harmonic	
	U-NII-1_5.15-5.25_802.11a_CH36_5180MHz	
ANT	CDD 3+4	
Pol.	Horizontal	Vertical
Peak Avg	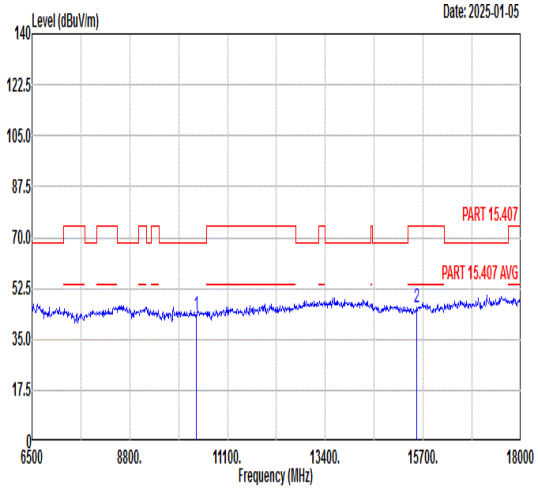 Freq Level Limit Line Margin Read Level Ant Factor Cable Loss Preamp Factor APos TPos Remark MHz dBuV/m dBuV/m dB dBuV dB/m dB dB cm deg 1 10360.00 43.51 68.30 -24.79 56.74 38.47 12.06 63.76 --- --- Peak 2 15540.00 45.71 74.00 -28.29 54.19 41.32 14.58 64.38 --- --- Peak	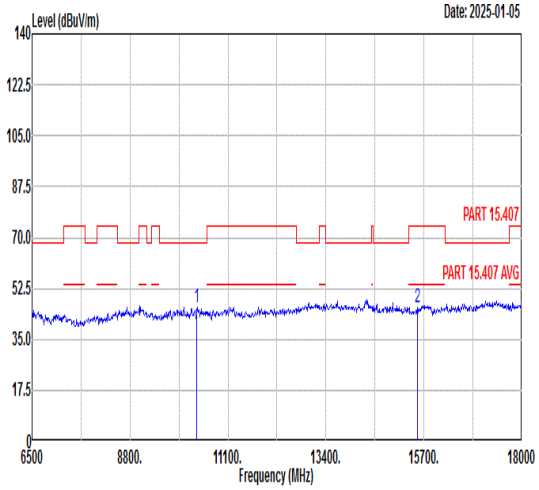 Freq Level Limit Line Margin Read Level Ant Factor Cable Loss Preamp Factor APos TPos Remark MHz dBuV/m dBuV/m dB dBuV dB/m dB dB cm deg 1 10360.00 45.99 68.30 -22.31 59.22 38.47 12.06 63.76 --- --- Peak 2 15540.00 45.76 74.00 -28.24 54.24 41.32 14.58 64.38 --- --- Peak

Mode	2	
	Harmonic	
	U-NII-1_5.15-5.25_802.11a_CH44_5220MHz	
ANT	CDD 3+4	
Pol.	Horizontal	Vertical
Peak Avg	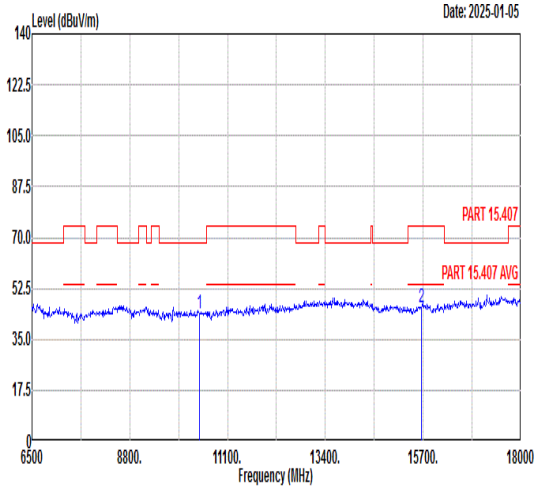 Freq Level Limit Line Margin Read Level Ant Factor Cable Loss Preamp Factor APos TPos Remark MHz dBuV/m dBuV/m dB dBuV dB/m dB dB cm deg 1 10440.00 43.76 68.30 -24.54 56.87 38.49 12.12 63.72 --- --- Peak 2 15660.00 46.11 74.00 -27.89 54.53 41.40 14.64 64.46 --- --- Peak	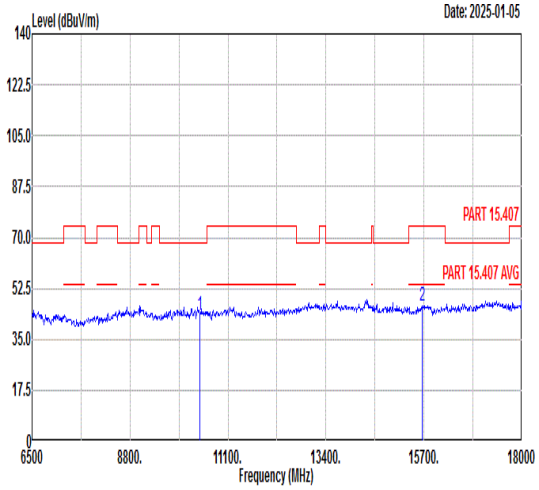 Freq Level Limit Line Margin Read Level Ant Factor Cable Loss Preamp Factor APos TPos Remark MHz dBuV/m dBuV/m dB dBuV dB/m dB dB cm deg 1 10440.00 43.49 68.30 -24.81 56.60 38.49 12.12 63.72 --- --- Peak 2 15660.00 46.24 74.00 -27.76 54.66 41.40 14.64 64.46 --- --- Peak

Mode	3	
	Harmonic	
	U-NII-1_5.15-5.25_802.11a_CH48_5240MHz	
ANT	CDD 3+4	
Pol.	Horizontal	Vertical
Peak Avg	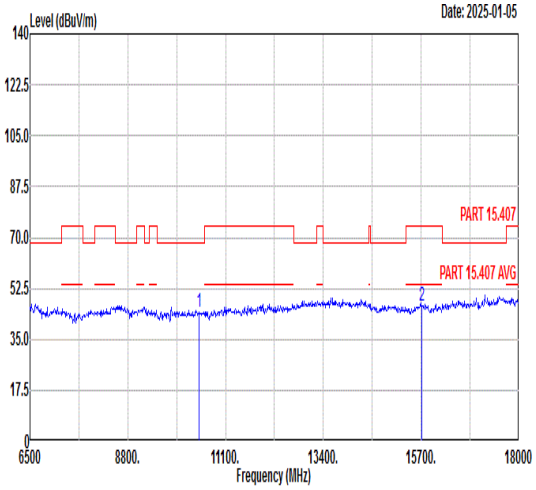 Freq Level Limit Line Margin Read Level Ant Factor Cable Loss Preamp Factor APos TPos Remark MHz dBuV/m dBuV/m dB dBuV dB/m dB dB cm deg 1 10480.00 44.13 68.30 -24.17 57.19 38.50 12.15 63.71 --- --- Peak 2 15720.00 46.59 74.00 -27.41 55.00 41.43 14.66 64.50 --- --- Peak	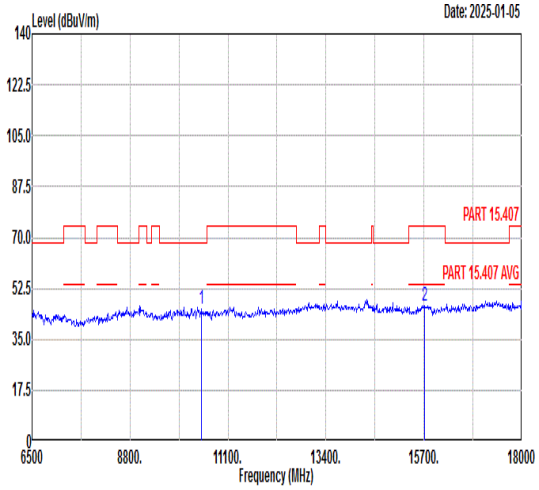 Freq Level Limit Line Margin Read Level Ant Factor Cable Loss Preamp Factor APos TPos Remark MHz dBuV/m dBuV/m dB dBuV dB/m dB dB cm deg 1 10480.00 45.54 68.30 -22.76 58.60 38.50 12.15 63.71 --- --- Peak 2 15720.00 46.46 74.00 -27.54 54.87 41.43 14.66 64.50 --- --- Peak

Mode	4	
	Harmonic	
	U-NII-2A_5.25-5.35_802.11a_CH52_5260MHz	
ANT	CDD 3+4	
Pol.	Horizontal	Vertical
Peak Avg	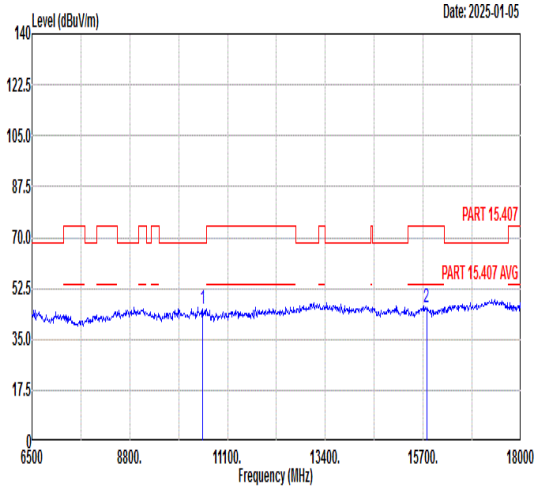 Freq Level Limit Line Margin Read Level Ant Factor Cable Loss Preamp Factor APos TPos Remark MHz dBuV/m dBuV/m dB dBuV dB/m dB dB cm deg 1 10520.00 45.47 68.30 -22.83 58.48 38.50 12.18 63.69 --- --- Peak 2 15780.00 46.21 74.00 -27.79 54.60 41.47 14.69 64.55 --- --- Peak	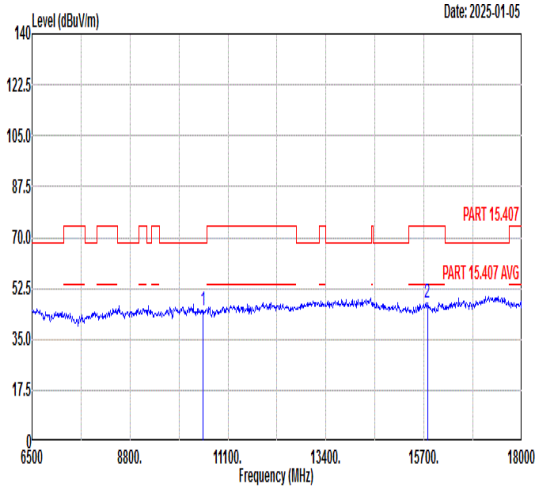 Freq Level Limit Line Margin Read Level Ant Factor Cable Loss Preamp Factor APos TPos Remark MHz dBuV/m dBuV/m dB dBuV dB/m dB dB cm deg 1 10520.00 44.75 68.30 -23.55 57.76 38.50 12.18 63.69 --- --- Peak 2 15780.00 47.53 74.00 -26.47 55.92 41.47 14.69 64.55 --- --- Peak

Mode	5	
	Harmonic	
	U-NII-2A_5.25-5.35_802.11a_CH60_5300MHz	
ANT	CDD 3+4	
Pol.	Horizontal	Vertical
Peak Avg	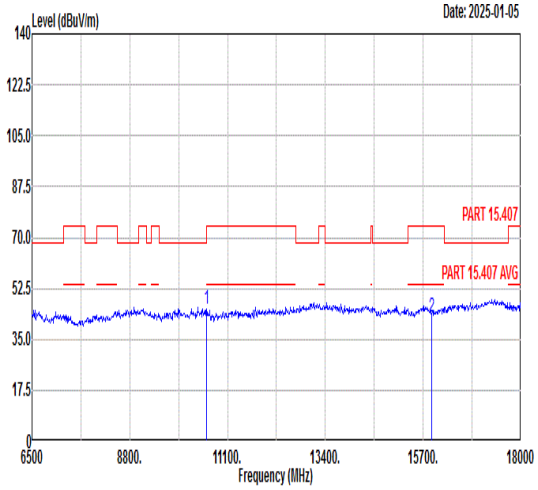 Freq Level Limit Line Margin Read Level Ant Factor Cable Loss Preamp Factor APos TPos Remark MHz dBuV/m dBuV/m dB dBuV dB/m dB dB cm deg 1 10600.00 45.32 74.00 -28.68 58.23 38.52 12.23 63.66 --- --- Peak 2 15900.00 42.84 74.00 -31.16 51.18 41.54 14.75 64.63 --- --- Peak	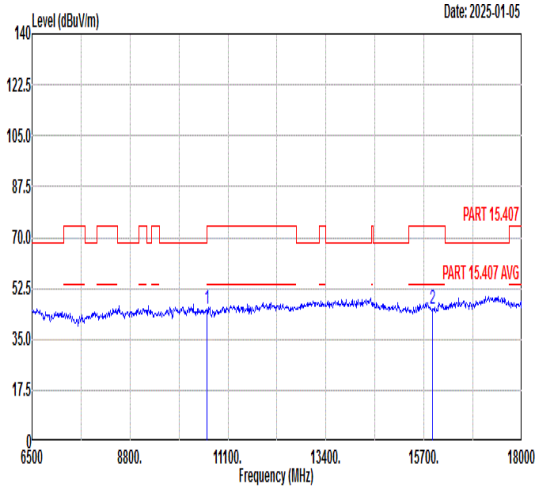 Freq Level Limit Line Margin Read Level Ant Factor Cable Loss Preamp Factor APos TPos Remark MHz dBuV/m dBuV/m dB dBuV dB/m dB dB cm deg 1 10600.00 45.52 74.00 -28.48 58.43 38.52 12.23 63.66 --- --- Peak 2 15900.00 45.34 74.00 -28.66 53.68 41.54 14.75 64.63 --- --- Peak

Mode	6	
	Band Edge	
	U-NII-2A_5.25-5.35_802.11a_CH64_5320MHz	
ANT	CDD 3+4	
Pol.	Horizontal	Fundamental
Peak	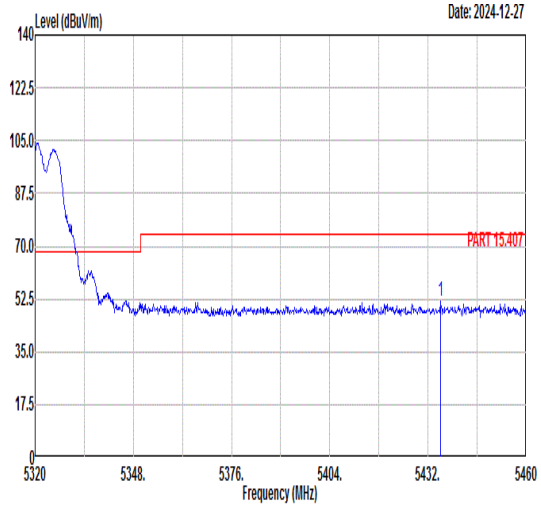 Freq Level Limit Line Margin (dB) Read Level Ant Factor Cable Loss Preamp Factor APos TPos Remark MHz dBuV/m dBuV/m dBuV dB/m dB dB cm deg 1 5435.50 51.67 74.00 -22.33 39.06 36.35 9.67 33.41 200 50 PEAK	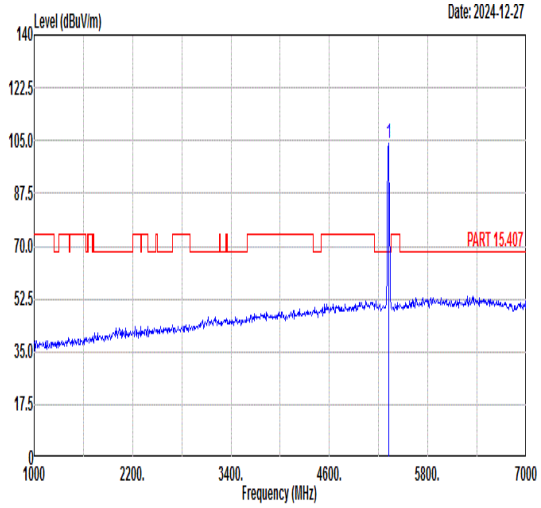 Freq Level Limit Line Margin (dB) Read Level Ant Factor Cable Loss Preamp Factor APos TPos Remark MHz dBuV/m dBuV/m dBuV dB/m dB dB cm deg 1 5320.00 104.08 ------ ------ 91.87 36.44 9.21 33.44 200 50 PEAK
Avg	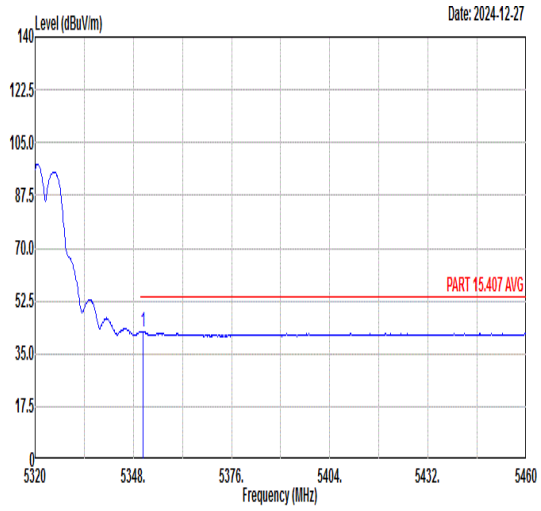 Freq Level Limit Line Margin (dB) Read Level Ant Factor Cable Loss Preamp Factor APos TPos Remark MHz dBuV/m dBuV/m dBuV dB/m dB dB cm deg 1 5350.66 42.43 54.00 -11.57 30.07 36.42 9.37 33.43 200 50 AVERAGE	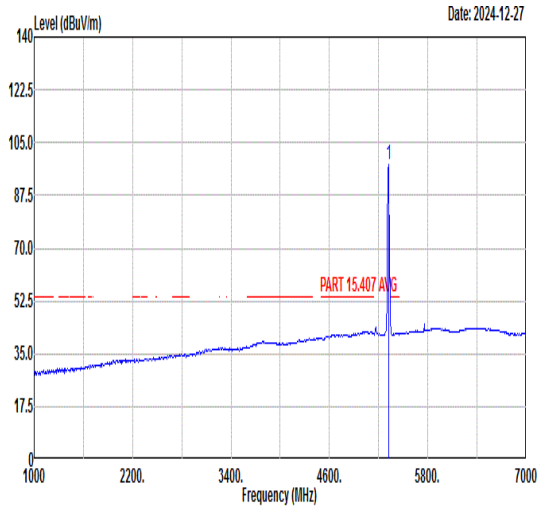 Freq Level Limit Line Margin (dB) Read Level Ant Factor Cable Loss Preamp Factor APos TPos Remark MHz dBuV/m dBuV/m dBuV dB/m dB dB cm deg 1 5320.00 97.97 ------ ------ 85.76 36.44 9.21 33.44 200 50 AVERAGE

Mode	6	
	Band Edge	
	U-NII-2A_5.25-5.35_802.11a_CH64_5320MHz	
ANT	CDD 3+4	
Pol.	Vertical	Fundamental
Peak	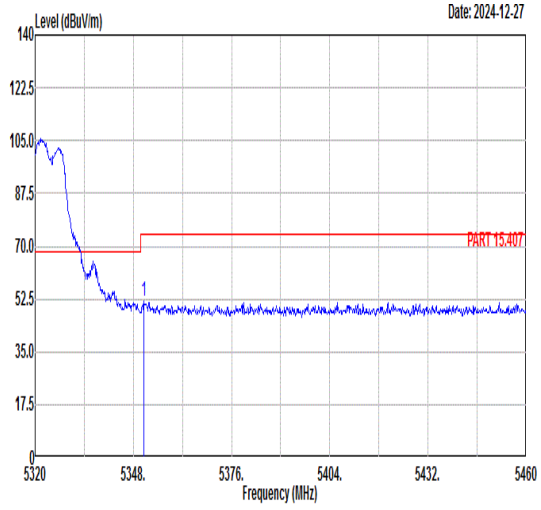 Freq Level Limit Line Margin (dB) Read Level Ant Factor Cable Loss Preamp Factor APos TPos Remark MHz dBuV/m dBuV/m dBuV dB/m dB dB cm deg 1 5351.08 51.53 74.00 -22.47 39.17 36.42 9.37 33.43 300 264 PEAK	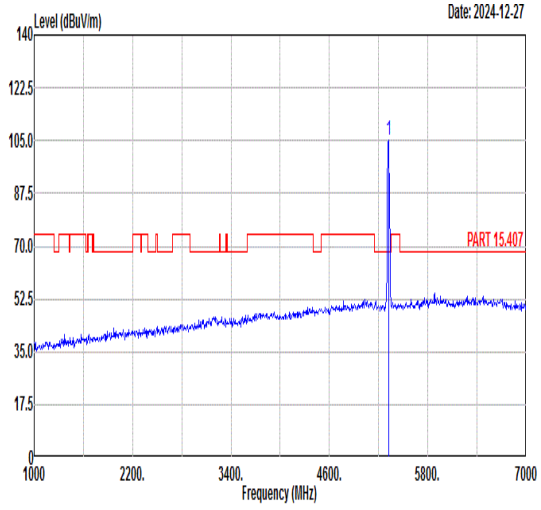 Freq Level Limit Line Margin (dB) Read Level Ant Factor Cable Loss Preamp Factor APos TPos Remark MHz dBuV/m dBuV/m dBuV dB/m dB dB cm deg 1 5320.00 105.25 ------ ------ 93.04 36.44 9.21 33.44 300 264 PEAK
Avg	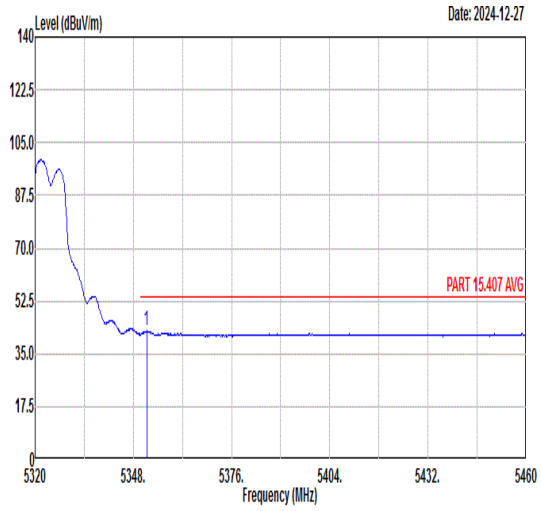 Freq Level Limit Line Margin (dB) Read Level Ant Factor Cable Loss Preamp Factor APos TPos Remark MHz dBuV/m dBuV/m dBuV dB/m dB dB cm deg 1 5351.78 42.64 54.00 -11.36 30.28 36.42 9.37 33.43 300 264 AVERAGE	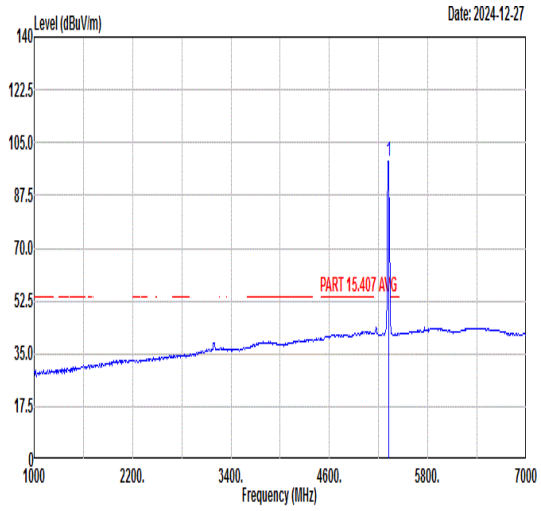 Freq Level Limit Line Margin (dB) Read Level Ant Factor Cable Loss Preamp Factor APos TPos Remark MHz dBuV/m dBuV/m dBuV dB/m dB dB cm deg 1 5320.00 98.97 ------ ------ 86.76 36.44 9.21 33.44 300 264 AVERAGE

Mode	6	
	Harmonic	
	U-NII-2A_5.25-5.35_802.11a_CH64_5320MHz	
ANT	CDD 3+4	
Pol.	Horizontal	Vertical
Peak Avg	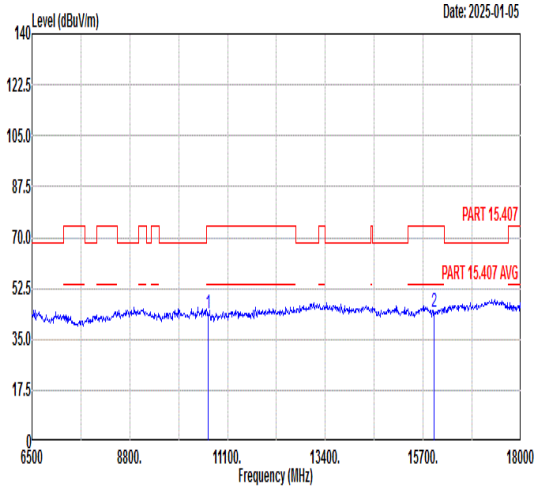 Freq Level Limit Line Margin Read Level Ant Factor Cable Loss Preamp Factor APos TPos Remark MHz dBuV/m dBuV/m dB dBuV dB/m dB dB cm deg 1 10640.00 43.72 74.00 -30.28 56.57 38.53 12.26 63.64 --- --- Peak 2 15960.00 44.36 74.00 -29.64 52.68 41.58 14.77 64.67 --- --- Peak	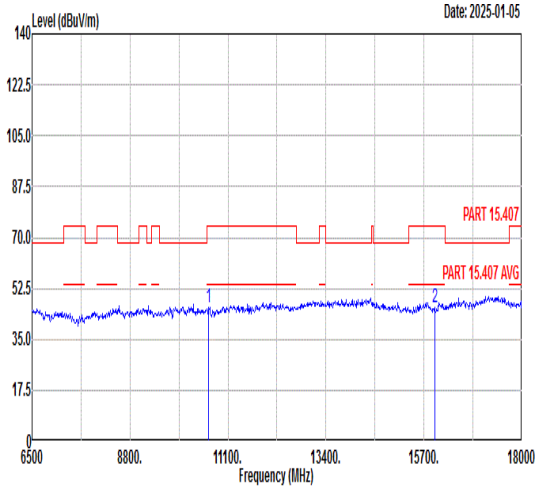 Freq Level Limit Line Margin Read Level Ant Factor Cable Loss Preamp Factor APos TPos Remark MHz dBuV/m dBuV/m dB dBuV dB/m dB dB cm deg 1 10640.00 45.78 74.00 -28.22 58.63 38.53 12.26 63.64 --- --- Peak 2 15960.00 45.77 74.00 -28.23 54.09 41.58 14.77 64.67 --- --- Peak

Mode	7	
	Band Edge	
	U-NII-2C_5.47-5.725_802.11a_CH100_5500MHz	
ANT	CDD 3+4	
Pol.	Horizontal	Fundamental
Peak	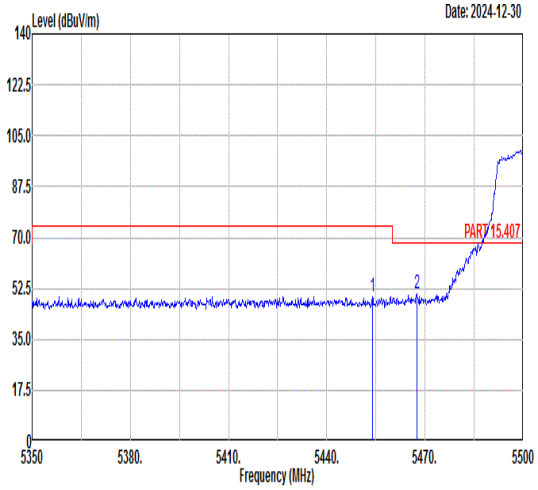 Freq Level Limit Line Margin (dB) Read Level Ant Factor Cable Loss Preamp Factor APos TPos Remark MHz dBuV/m dBuV/m dBuV dB/m dB dB cm deg 1 5453.95 49.76 74.00 -24.24 37.15 36.34 9.68 33.41 319 293 PEAK 2 5467.45 50.46 68.30 -17.84 37.85 36.33 9.69 33.41 319 293 PEAK	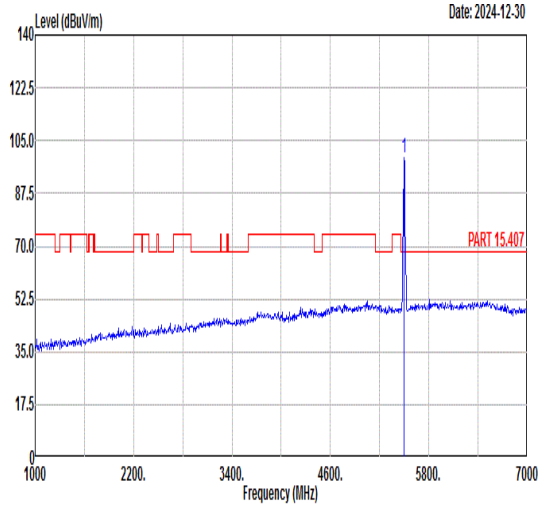 Freq Level Limit Line Margin (dB) Read Level Ant Factor Cable Loss Preamp Factor APos TPos Remark MHz dBuV/m dBuV/m dBuV dB/m dB dB cm deg 1 5500.00 99.52 ------ ------ 86.91 36.30 9.71 33.40 319 293 PEAK
Avg	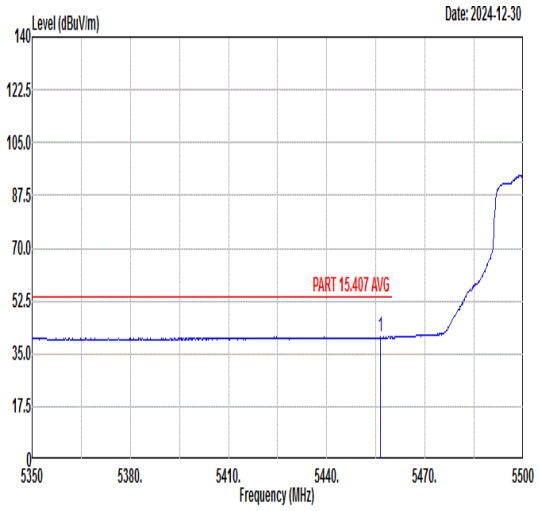 Freq Level Limit Line Margin (dB) Read Level Ant Factor Cable Loss Preamp Factor APos TPos Remark MHz dBuV/m dBuV/m dBuV dB/m dB dB cm deg 1 5456.35 40.62 54.00 -13.38 28.01 36.33 9.69 33.41 319 293 AVERAGE	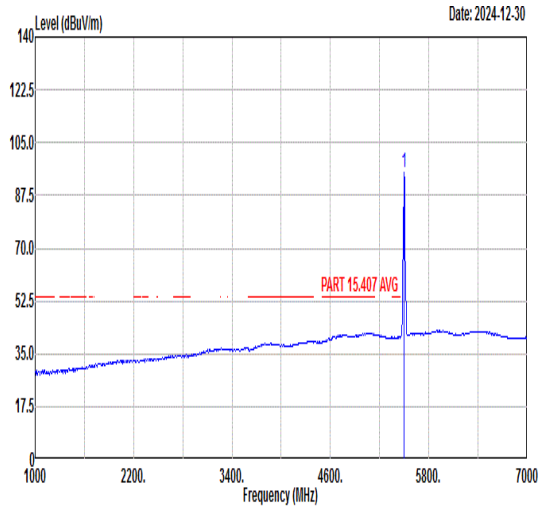 Freq Level Limit Line Margin (dB) Read Level Ant Factor Cable Loss Preamp Factor APos TPos Remark MHz dBuV/m dBuV/m dBuV dB/m dB dB cm deg 1 5500.00 95.04 ------ ------ 82.43 36.30 9.71 33.40 319 293 AVERAGE

Mode	7	
	Band Edge	
	U-NII-2C_5.47-5.725_802.11a_CH100_5500MHz	
ANT	CDD 3+4	
Pol.	Vertical	Fundamental
Peak	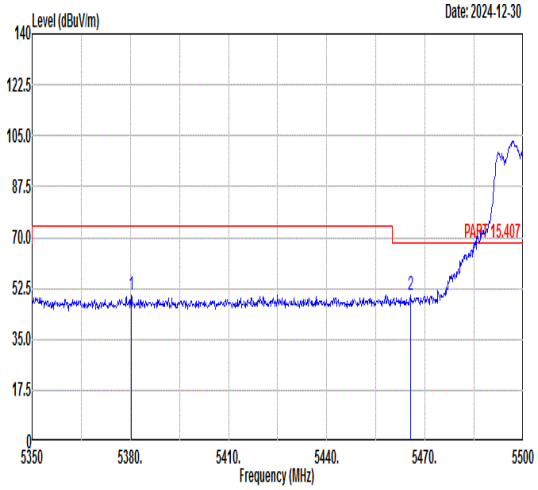 Freq Level Limit Line Margin (dB) Read Level Ant Factor Cable Loss Preamp Factor APos TPos Remark MHz dBuV/m dBuV/m dBuV dB/m dB dB cm deg 1 5380.30 50.20 74.00 -23.80 37.70 36.40 9.52 33.42 200 275 PEAK 2 5465.50 50.08 68.30 -18.22 37.47 36.33 9.69 33.41 200 275 PEAK	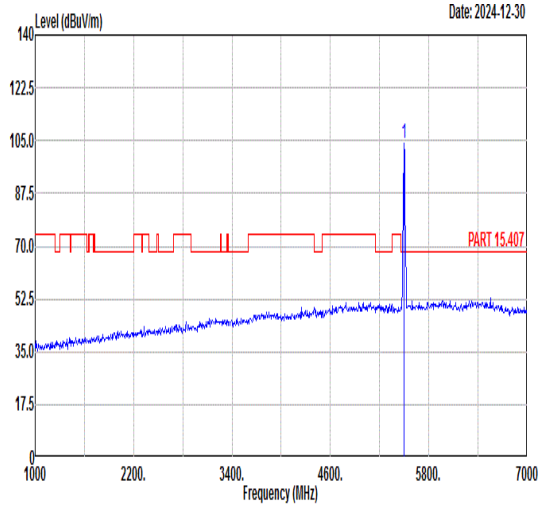 Freq Level Limit Line Margin (dB) Read Level Ant Factor Cable Loss Preamp Factor APos TPos Remark MHz dBuV/m dBuV/m dBuV dB/m dB dB cm deg 1 5500.00 104.20 ------ ------ 91.59 36.30 9.71 33.40 200 275 PEAK
Avg	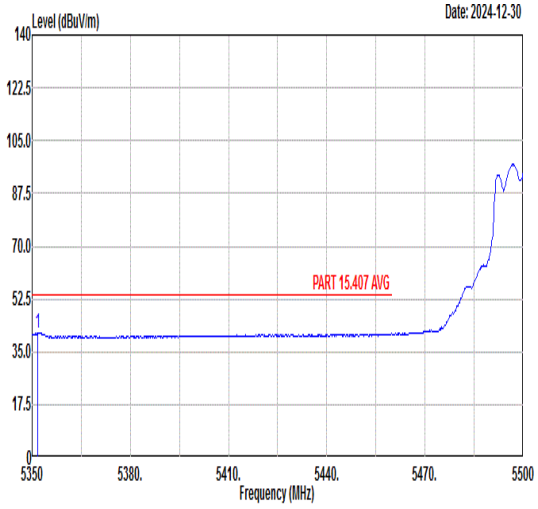 Freq Level Limit Line Margin (dB) Read Level Ant Factor Cable Loss Preamp Factor APos TPos Remark MHz dBuV/m dBuV/m dBuV dB/m dB dB cm deg 1 5351.65 41.29 54.00 -12.71 28.93 36.42 9.37 33.43 200 275 AVERAGE	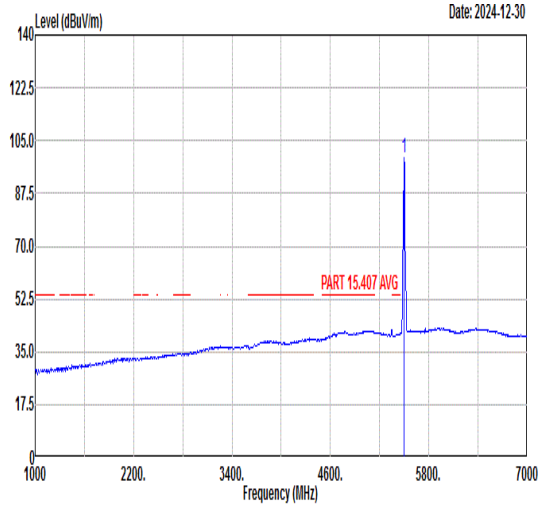 Freq Level Limit Line Margin (dB) Read Level Ant Factor Cable Loss Preamp Factor APos TPos Remark MHz dBuV/m dBuV/m dBuV dB/m dB dB cm deg 1 5500.00 99.39 ------ ------ 86.78 36.30 9.71 33.40 200 275 AVERAGE