Mode	7	
	Harmonic	
	U-NII-2C_5.47-5.725_802.11a_CH100_5500MHz	
ANT	CDD 3+4	
Pol.	Horizontal	Vertical
Peak Avg	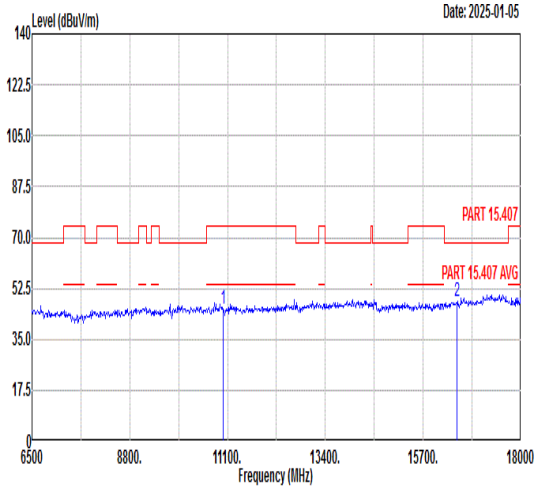 Freq Level Limit Line Margin Read Level Ant Factor Cable Loss Preamp Factor APos TPos Remark MHz dBuV/m dBuV/m dB dBuV dB/m dB dB cm deg 1 11000.00 45.46 74.00 -28.54 57.84 38.60 12.52 63.50 --- --- Peak 2 16500.00 47.86 68.30 -20.44 55.49 41.95 15.17 64.75 --- --- Peak	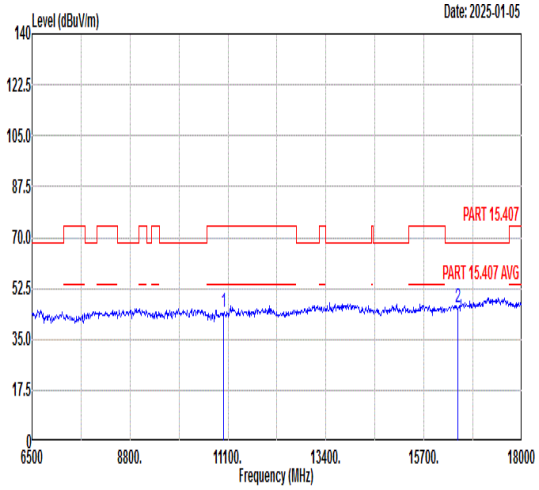 Freq Level Limit Line Margin Read Level Ant Factor Cable Loss Preamp Factor APos TPos Remark MHz dBuV/m dBuV/m dB dBuV dB/m dB dB cm deg 1 11000.00 44.34 74.00 -29.66 56.72 38.60 12.52 63.50 --- --- Peak 2 16500.00 46.20 68.30 -22.10 53.83 41.95 15.17 64.75 --- --- Peak

Mode	8	
	Harmonic	
	U-NII-2C_5.47-5.725_802.11a_CH116_5580MHz	
ANT	CDD 3+4	
Pol.	Horizontal	Vertical
Peak Avg	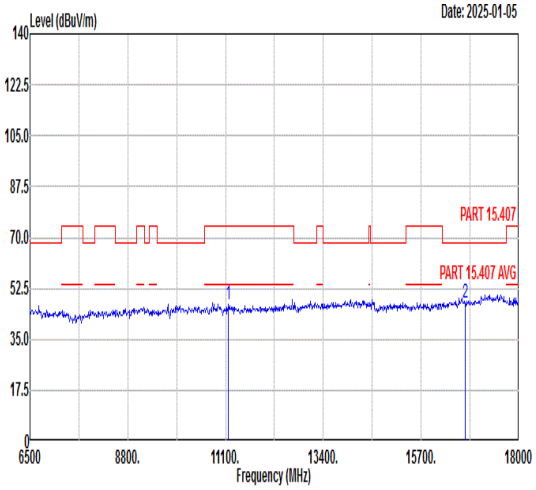 Freq Level Limit Line Margin Read Level Ant Factor Cable Loss Preamp Factor APos TPos Remark MHz dBuV/m dBuV/m dB dBuV dB/m dB dB cm deg 1 11160.00 46.80 74.00 -27.20 58.98 38.79 12.64 63.61 --- --- Peak 2 16740.00 47.70 68.30 -20.60 55.00 42.12 15.35 64.77 --- --- Peak	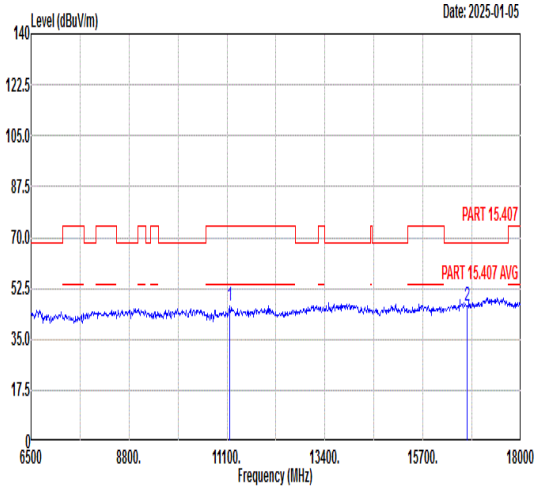 Freq Level Limit Line Margin Read Level Ant Factor Cable Loss Preamp Factor APos TPos Remark MHz dBuV/m dBuV/m dB dBuV dB/m dB dB cm deg 1 11160.00 46.49 74.00 -27.51 58.67 38.79 12.64 63.61 --- --- Peak 2 16740.00 46.49 68.30 -21.81 53.79 42.12 15.35 64.77 --- --- Peak

Mode	9	
	Band Edge	
	U-NII-2C_5.47-5.725_802.11a_CH140_5700MHz	
ANT	CDD 3+4	
Pol.	Horizontal	Fundamental
Peak	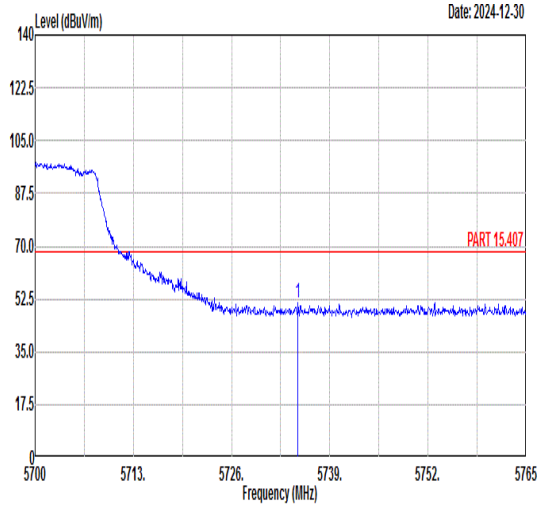 Freq Level Limit Line Margin (dB) Read Level Ant Factor Cable Loss Preamp Factor APos TPos Remark 1 5734.78 51.00 68.30 -17.30 37.88 36.53 10.04 33.45 100 304 PEAK	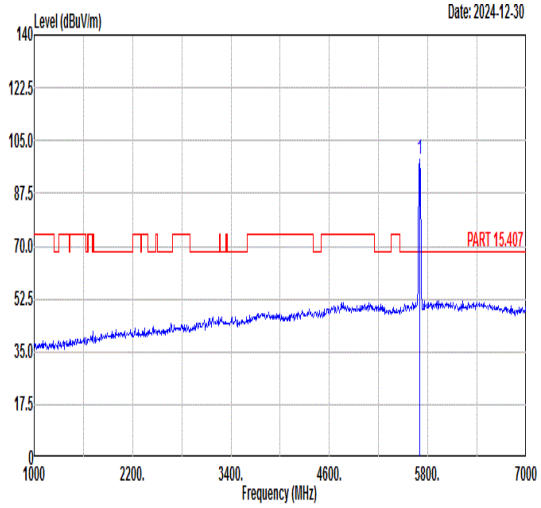 Freq Level Limit Line Margin (dB) Read Level Ant Factor Cable Loss Preamp Factor APos TPos Remark 1 5700.00 98.73 ------ ------ 85.71 36.50 9.96 33.44 100 304 PEAK
Avg	Blank	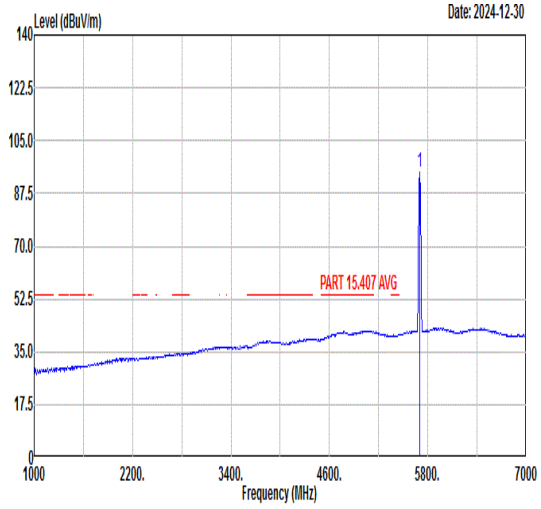 Freq Level Limit Line Margin (dB) Read Level Ant Factor Cable Loss Preamp Factor APos TPos Remark 1 5700.00 94.50 ------ ------ 81.48 36.50 9.96 33.44 100 304 AVERAGE

Mode	9	
	Band Edge	
	U-NII-2C_5.47-5.725_802.11a_CH140_5700MHz	
ANT	CDD 3+4	
Pol.	Vertical	Fundamental
Peak	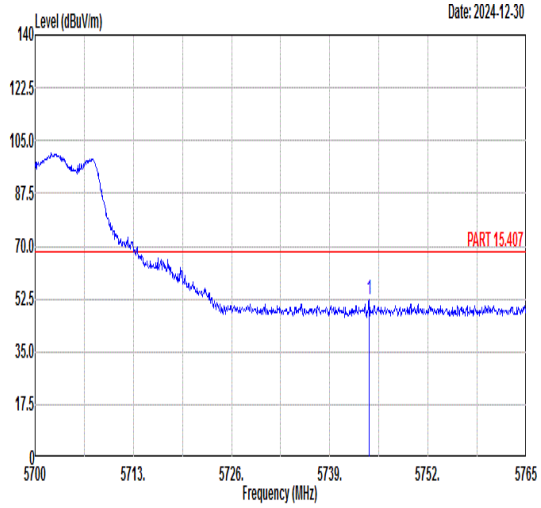 Freq Level Limit Line Margin (dB) Read Level Ant Factor Cable Loss Preamp Factor APos TPos Remark MHz dBuV/m dBuV/m dBuV dB/m dB dB cm deg 1 5744.20 52.06 68.30 -16.24 38.91 36.54 10.06 33.45 218 276 PEAK	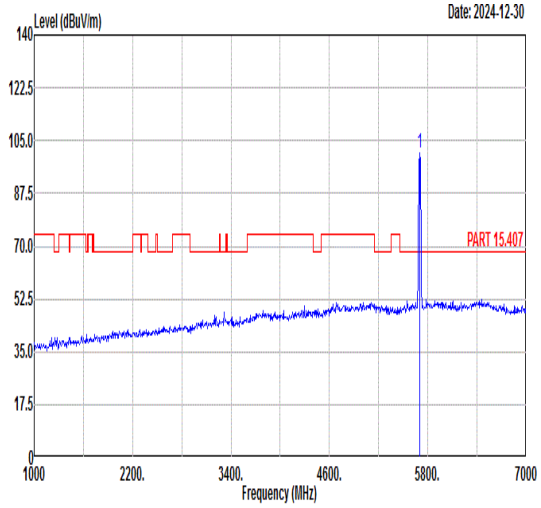 Freq Level Limit Line Margin (dB) Read Level Ant Factor Cable Loss Preamp Factor APos TPos Remark MHz dBuV/m dBuV/m dBuV dB/m dB dB cm deg 1 5700.00 101.14 ------ ------ 88.11 36.50 9.97 33.44 218 276 PEAK
Avg	Blank	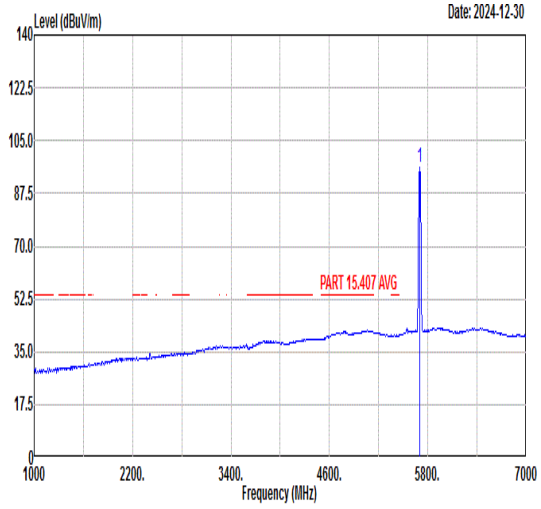 Freq Level Limit Line Margin (dB) Read Level Ant Factor Cable Loss Preamp Factor APos TPos Remark MHz dBuV/m dBuV/m dBuV dB/m dB dB cm deg 1 5700.00 96.13 ------ ------ 83.10 36.50 9.97 33.44 218 276 AVERAGE

Mode	9	
	Harmonic	
	U-NII-2C_5.47-5.725_802.11a_CH140_5700MHz	
ANT	CDD 3+4	
Pol.	Horizontal	Vertical
Peak Avg	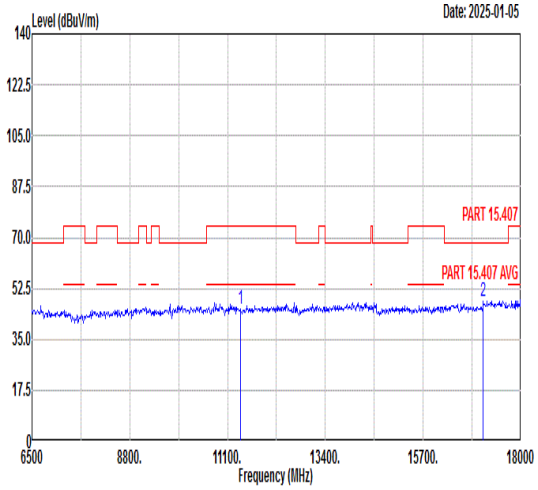 Freq Level Limit Line Margin Read Level Ant Factor Cable Loss Preamp Factor APos TPos Remark MHz dBuV/m dBuV/m dB dBuV dB/m dB dB cm deg 1 11400.00 45.29 74.00 -28.71 57.18 39.08 12.81 63.78 --- --- Peak 2 17100.00 47.83 68.30 -20.47 54.71 42.41 15.62 64.91 --- --- Peak	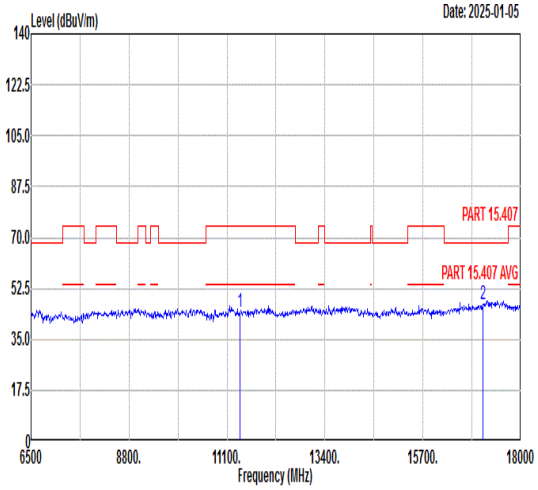 Freq Level Limit Line Margin Read Level Ant Factor Cable Loss Preamp Factor APos TPos Remark MHz dBuV/m dBuV/m dB dBuV dB/m dB dB cm deg 1 11400.00 44.63 74.00 -29.37 56.52 39.08 12.81 63.78 --- --- Peak 2 17100.00 47.00 68.30 -21.30 53.88 42.41 15.62 64.91 --- --- Peak

Mode	10	
	Band Edge	
	U-NII-1_5.15-5.25_802.11ax HE20_CH36_Full RU_5180MHz	
ANT	CDD 3+4	
Pol.	Horizontal	Fundamental
Peak	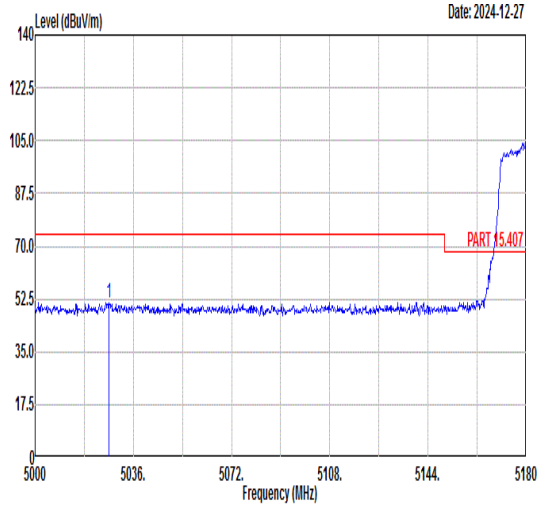 Freq Level Limit Line Margin (dB) Read Level Ant Factor Cable Loss Preamp Factor APos TPos Remark MHz dBuV/m dBuV/m dBuV dB/m dB dB cm deg 1 5027.18 51.51 74.00 -22.49 40.01 36.68 8.31 33.49 121 281 PEAK	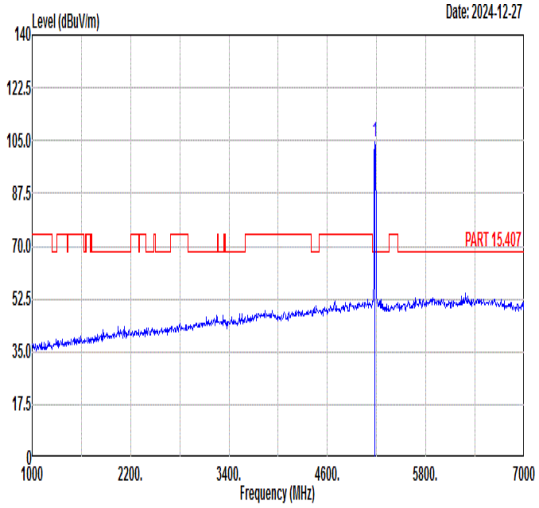 Freq Level Limit Line Margin (dB) Read Level Ant Factor Cable Loss Preamp Factor APos TPos Remark MHz dBuV/m dBuV/m dBuV dB/m dB dB cm deg 1 5180.00 104.76 ------ ------ 93.08 36.55 8.59 33.46 121 281 PEAK
Avg	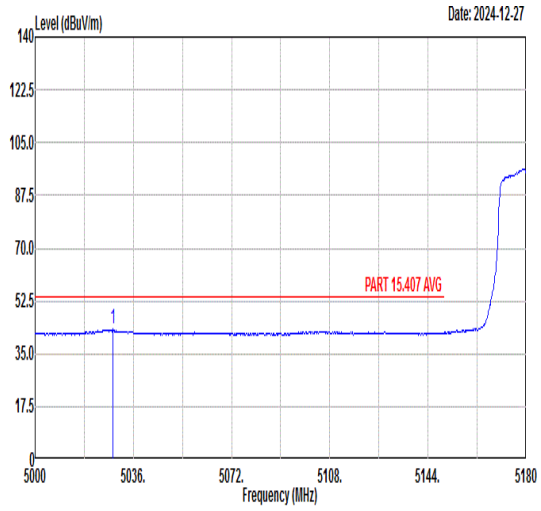 Freq Level Limit Line Margin (dB) Read Level Ant Factor Cable Loss Preamp Factor APos TPos Remark MHz dBuV/m dBuV/m dBuV dB/m dB dB cm deg 1 5028.62 43.18 54.00 -10.82 31.68 36.68 8.31 33.49 121 281 AVERAGE	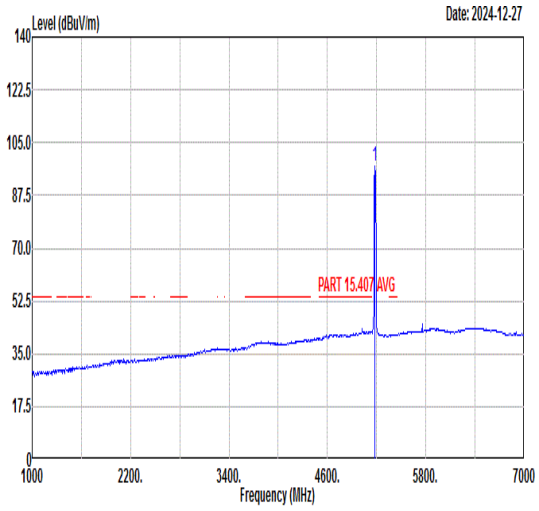 Freq Level Limit Line Margin (dB) Read Level Ant Factor Cable Loss Preamp Factor APos TPos Remark MHz dBuV/m dBuV/m dBuV dB/m dB dB cm deg 1 5180.00 97.26 ------ ------ 85.58 36.55 8.59 33.46 121 281 AVERAGE

Mode	10	
	Band Edge	
	U-NII-1_5.15-5.25_802.11ax HE20_CH36_Full RU_5180MHz	
ANT	CDD 3+4	
Pol.	Vertical	Fundamental
Peak	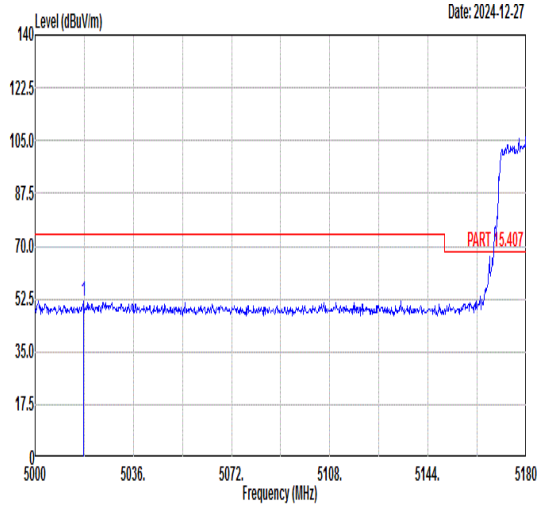 Freq Level Limit Line Margin (dB) Read Level Ant Factor Cable Loss Preamp Factor APos TPos Remark 1 5017.64 51.93 74.00 -22.07 40.45 36.69 8.29 33.50 200 274 PEAK	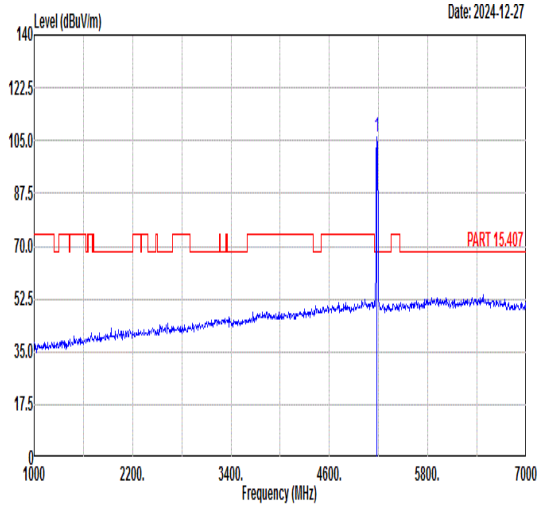 Freq Level Limit Line Margin (dB) Read Level Ant Factor Cable Loss Preamp Factor APos TPos Remark 1 5180.00 106.01 ------ ------ 94.33 36.55 8.59 33.46 200 274 PEAK
Avg	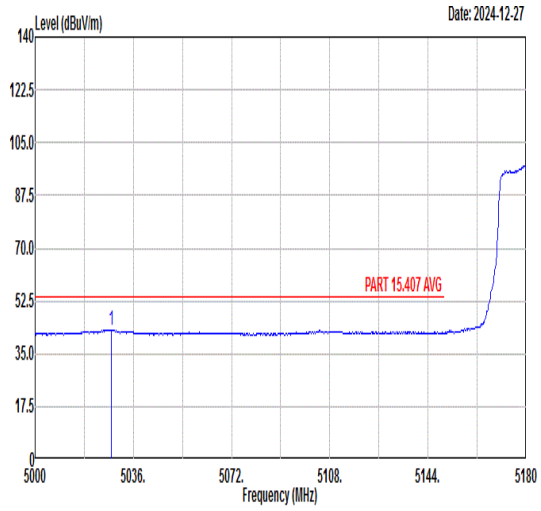 Freq Level Limit Line Margin (dB) Read Level Ant Factor Cable Loss Preamp Factor APos TPos Remark 1 5027.90 43.00 54.00 -11.00 31.50 36.68 8.31 33.49 200 274 AVERAGE	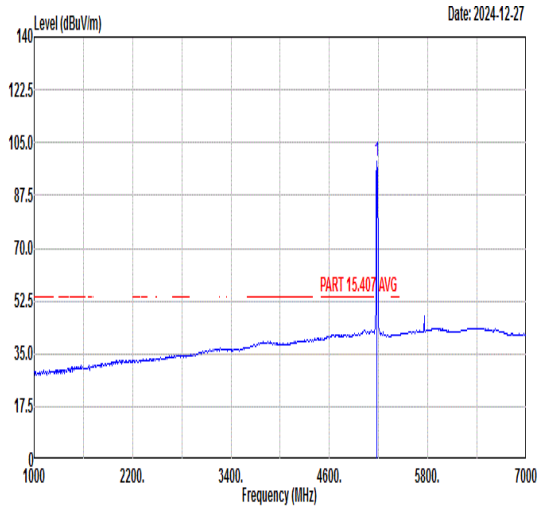 Freq Level Limit Line Margin (dB) Read Level Ant Factor Cable Loss Preamp Factor APos TPos Remark 1 5180.00 98.73 ------ ------ 87.05 36.55 8.59 33.46 200 274 AVERAGE

Mode	10	
	Harmonic	
	U-NII-1_5.15-5.25_802.11ax HE20_CH36_Full RU_5180MHz	
ANT	CDD 3+4	
Pol.	Horizontal	Vertical
Peak Avg	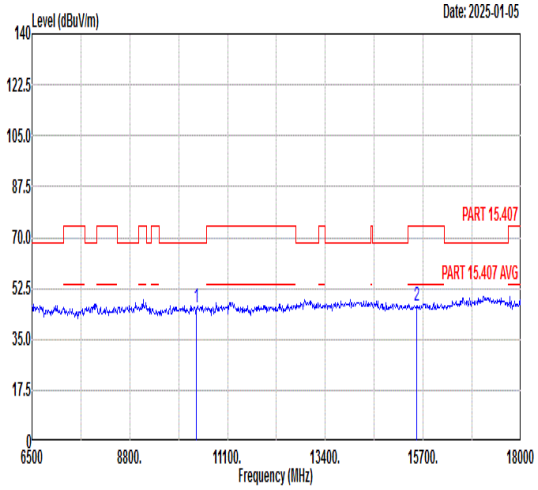 Freq Level Limit Line Margin Read Level Ant Factor Cable Loss Preamp Factor APos TPos Remark MHz dBuV/m dBuV/m dB dBuV dB/m dB dB cm deg 1 10360.00 45.70 68.30 -22.60 58.93 38.47 12.06 63.76 --- --- Peak 2 15540.00 46.34 74.00 -27.66 54.82 41.32 14.58 64.38 --- --- Peak	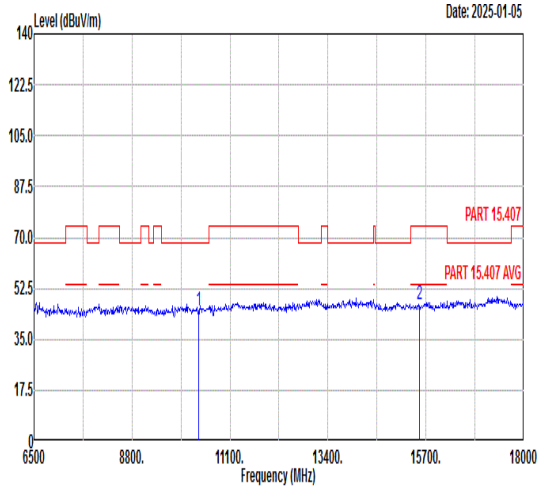 Freq Level Limit Line Margin Read Level Ant Factor Cable Loss Preamp Factor APos TPos Remark MHz dBuV/m dBuV/m dB dBuV dB/m dB dB cm deg 1 10360.00 44.74 68.30 -23.56 57.97 38.47 12.06 63.76 --- --- Peak 2 15540.00 46.85 74.00 -27.15 55.33 41.32 14.58 64.38 --- --- Peak

Mode	11	
	Harmonic	
	U-NII-1_5.15-5.25_802.11ax HE20_CH44_Full RU_5220MHz	
ANT	CDD 3+4	
Pol.	Horizontal	Vertical
Peak Avg	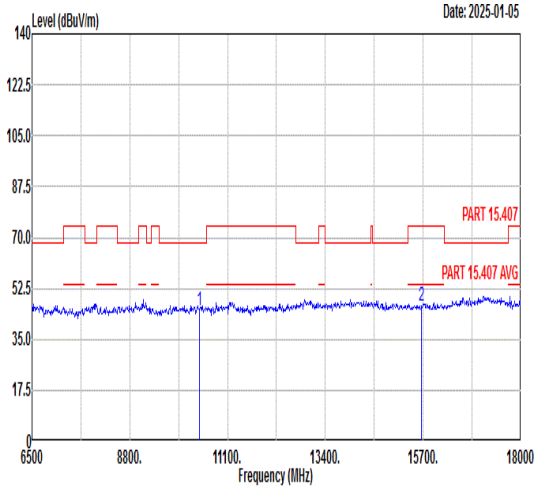 Freq Level Limit Line Margin Read Level Ant Factor Cable Loss Preamp Factor APos TPos Remark MHz dBuV/m dBuV/m dB dBuV dB/m dB dB cm deg 1 10440.00 45.10 68.30 -23.20 58.21 38.49 12.12 63.72 --- --- Peak 2 15660.00 46.41 74.00 -27.59 54.83 41.40 14.64 64.46 --- --- Peak	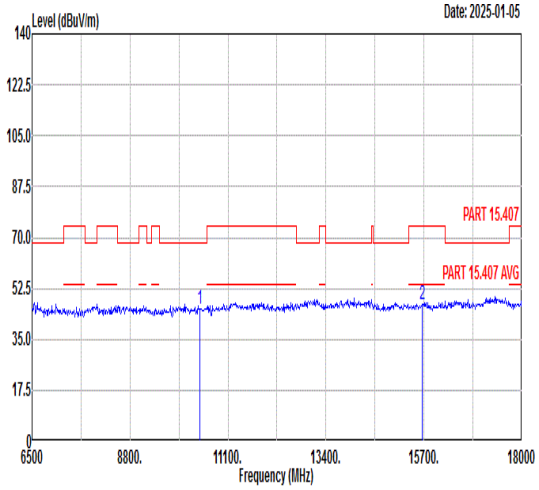 Freq Level Limit Line Margin Read Level Ant Factor Cable Loss Preamp Factor APos TPos Remark MHz dBuV/m dBuV/m dB dBuV dB/m dB dB cm deg 1 10440.00 45.33 68.30 -22.97 58.44 38.49 12.12 63.72 --- --- Peak 2 15660.00 47.10 74.00 -26.90 55.52 41.40 14.64 64.46 --- --- Peak

Mode	12	
	Harmonic	
	U-NII-1_5.15-5.25_802.11ax HE20_CH48_Full RU_5240MHz	
ANT	CDD 3+4	
Pol.	Horizontal	Vertical
Peak Avg	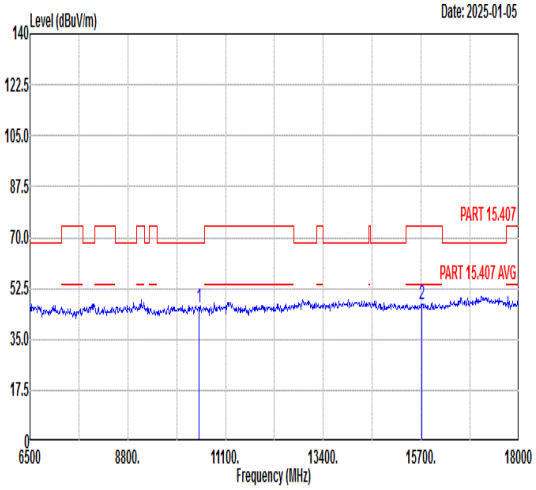 Freq Level Limit Line Margin Read Level Ant Factor Cable Loss Preamp Factor APos TPos Remark MHz dBuV/m dBuV/m dB dBuV dB/m dB dB cm deg 1 10480.00 45.99 68.30 -22.31 59.05 38.50 12.15 63.71 --- --- Peak 2 15720.00 47.22 74.00 -26.78 55.63 41.43 14.66 64.50 --- --- Peak	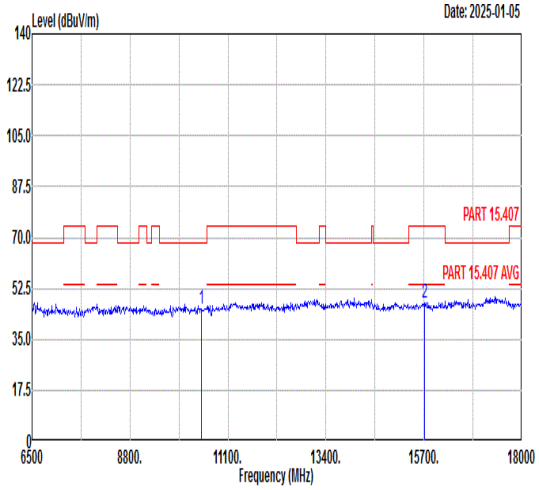 Freq Level Limit Line Margin Read Level Ant Factor Cable Loss Preamp Factor APos TPos Remark MHz dBuV/m dBuV/m dB dBuV dB/m dB dB cm deg 1 10480.00 45.62 68.30 -22.68 58.68 38.50 12.15 63.71 --- --- Peak 2 15720.00 47.52 74.00 -26.48 55.93 41.43 14.66 64.50 --- --- Peak

Mode	13	
	Harmonic	
	U-NII-2A_5.25-5.35_802.11ax HE20_CH52_Full RU_5260MHz	
ANT	CDD 3+4	
Pol.	Horizontal	Vertical
Peak Avg	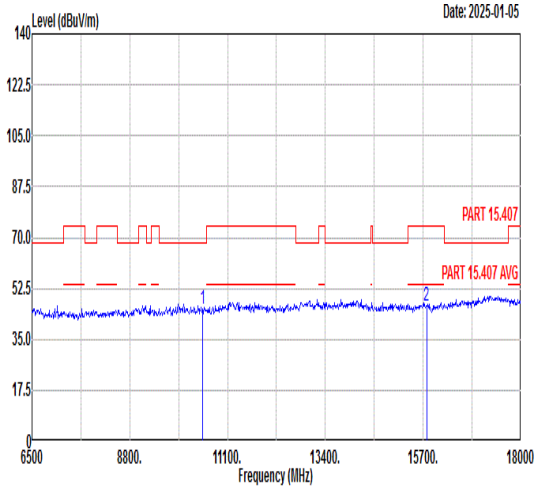 Freq Level Limit Line Margin Read Level Ant Factor Cable Loss Preamp Factor APos TPos Remark MHz dBuV/m dBuV/m dB dBuV dB/m dB dB cm deg 1 10520.00 45.17 68.30 -23.13 58.18 38.50 12.18 63.69 --- --- Peak 2 15780.00 46.42 74.00 -27.58 54.81 41.47 14.69 64.55 --- --- Peak	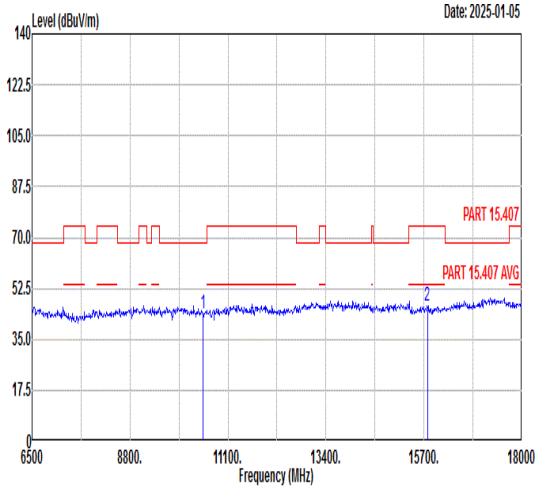 Freq Level Limit Line Margin Read Level Ant Factor Cable Loss Preamp Factor APos TPos Remark MHz dBuV/m dBuV/m dB dBuV dB/m dB dB cm deg 1 10520.00 43.60 68.30 -24.70 56.61 38.50 12.18 63.69 --- --- Peak 2 15780.00 46.41 74.00 -27.59 54.80 41.47 14.69 64.55 --- --- Peak

Mode	14	
	Harmonic	
	U-NII-2A_5.25-5.35_802.11ax HE20_CH60_Full RU_5300MHz	
ANT	CDD 3+4	
Pol.	Horizontal	Vertical
Peak Avg	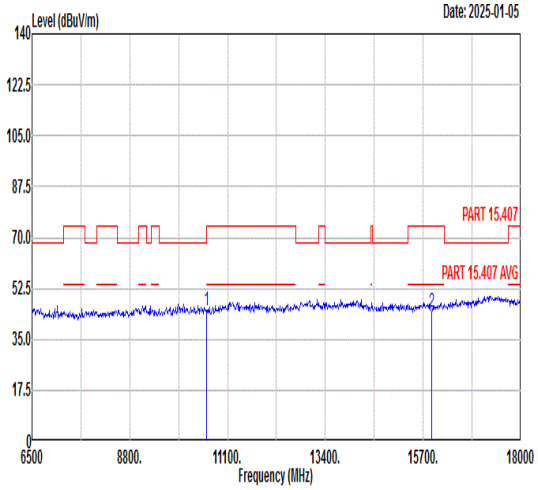 Freq Level Limit Line Margin Read Level Ant Factor Cable Loss Preamp Factor APos TPos Remark MHz dBuV/m dBuV/m dB dBuV dB/m dB dB cm deg 1 10600.00 44.86 74.00 -29.14 57.77 38.52 12.23 63.66 --- --- Peak 2 15900.00 44.45 74.00 -29.55 52.79 41.54 14.75 64.63 --- --- Peak	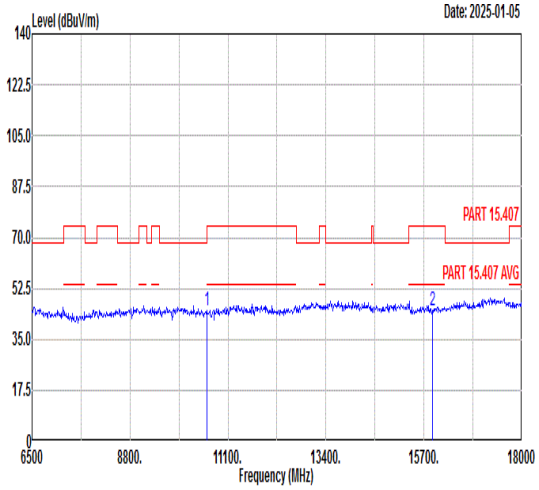 Freq Level Limit Line Margin Read Level Ant Factor Cable Loss Preamp Factor APos TPos Remark MHz dBuV/m dBuV/m dB dBuV dB/m dB dB cm deg 1 10600.00 44.73 74.00 -29.27 57.64 38.52 12.23 63.66 --- --- Peak 2 15900.00 44.72 74.00 -29.28 53.06 41.54 14.75 64.63 --- --- Peak

Mode	15	
	Band Edge	
	U-NII-2A_5.25-5.35_802.11ax HE20_CH64_Full RU_5320MHz	
ANT	CDD 3+4	
Pol.	Horizontal	Fundamental
Peak	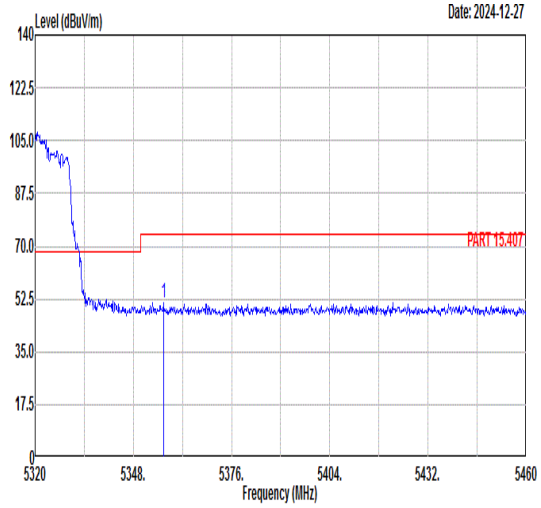 Freq Level Limit Line Margin (dB) Read Level Ant Factor Cable Loss Preamp Factor APos TPos Remark MHz dBuV/m dBuV/m dBuV dB/m dB dB cm deg 1 5356.54 51.41 74.00 -22.59 39.03 36.41 9.40 33.43 106 122 PEAK	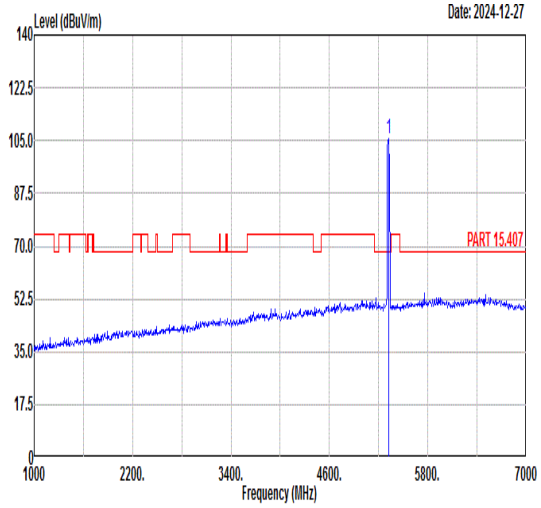 Freq Level Limit Line Margin (dB) Read Level Ant Factor Cable Loss Preamp Factor APos TPos Remark MHz dBuV/m dBuV/m dBuV dB/m dB dB cm deg 1 5320.00 105.62 ------ ------ 93.41 36.44 9.21 33.44 106 122 PEAK
Avg	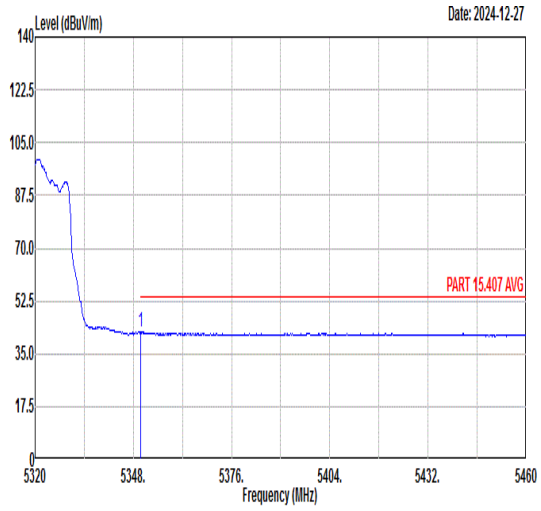 Freq Level Limit Line Margin (dB) Read Level Ant Factor Cable Loss Preamp Factor APos TPos Remark MHz dBuV/m dBuV/m dBuV dB/m dB dB cm deg 1 5350.10 42.14 54.00 -11.86 29.78 36.42 9.37 33.43 106 122 AVERAGE	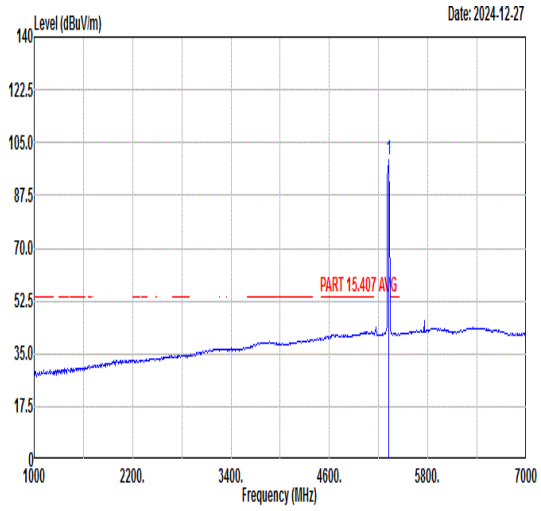 Freq Level Limit Line Margin (dB) Read Level Ant Factor Cable Loss Preamp Factor APos TPos Remark MHz dBuV/m dBuV/m dBuV dB/m dB dB cm deg 1 5320.00 99.11 ------ ------ 86.90 36.44 9.21 33.44 106 122 AVERAGE

Mode	15	
	Band Edge	
	U-NII-2A_5.25-5.35_802.11ax HE20_CH64_Full RU_5320MHz	
ANT	CDD 3+4	
Pol.	Vertical	Fundamental
Peak	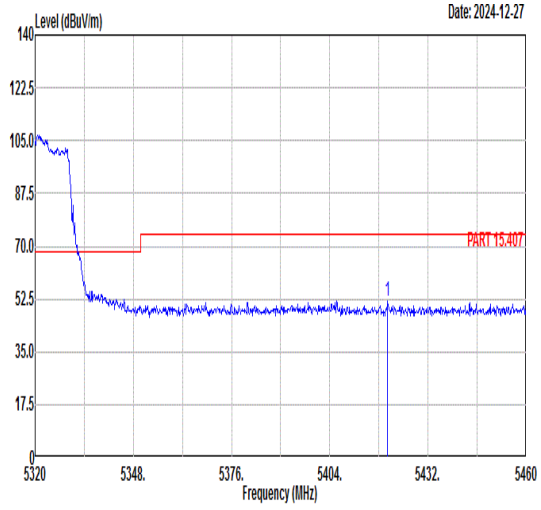 Freq Level Limit Line Margin (dB) Read Level Ant Factor Cable Loss Preamp Factor APos TPos Remark MHz dBuV/m dBuV/m dBuV dB/m dB dB cm deg 1 5420.52 51.61 74.00 -22.39 39.00 36.36 9.67 33.42 100 270 PEAK	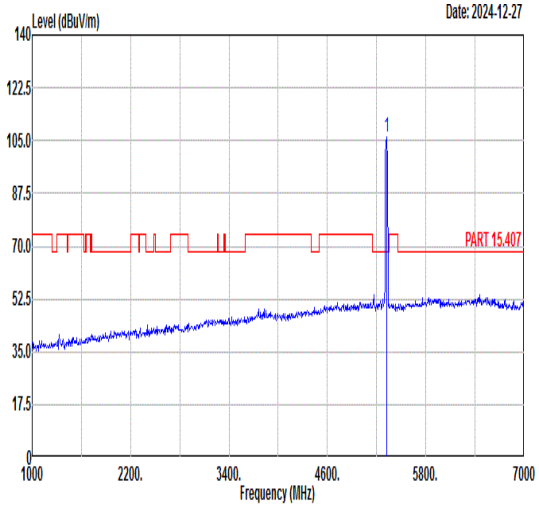 Freq Level Limit Line Margin (dB) Read Level Ant Factor Cable Loss Preamp Factor APos TPos Remark MHz dBuV/m dBuV/m dBuV dB/m dB dB cm deg 1 5320.00 105.93 ------ ------ 93.72 36.44 9.21 33.44 100 270 PEAK
Avg	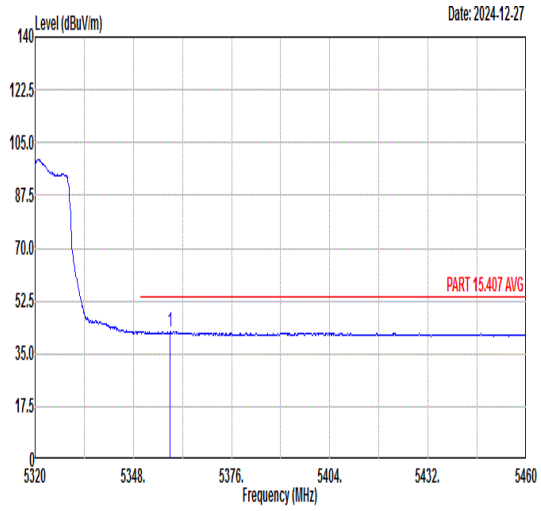 Freq Level Limit Line Margin (dB) Read Level Ant Factor Cable Loss Preamp Factor APos TPos Remark MHz dBuV/m dBuV/m dBuV dB/m dB dB cm deg 1 5358.50 42.48 54.00 -11.52 30.09 36.41 9.41 33.43 100 270 AVERAGE	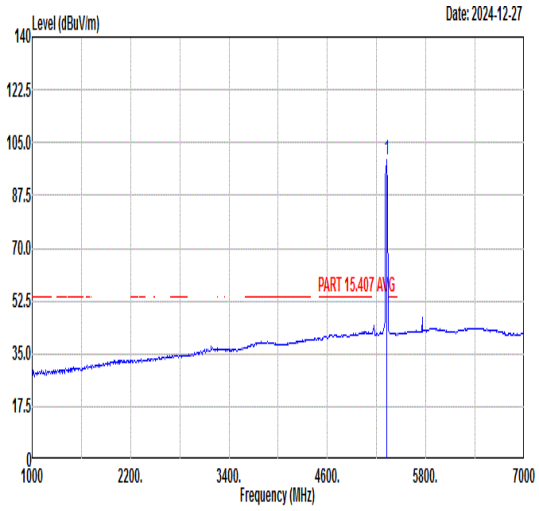 Freq Level Limit Line Margin (dB) Read Level Ant Factor Cable Loss Preamp Factor APos TPos Remark MHz dBuV/m dBuV/m dBuV dB/m dB dB cm deg 1 5320.00 99.25 ------ ------ 87.04 36.44 9.21 33.44 100 270 AVERAGE

Mode	15	
	Harmonic	
	U-NII-2A_5.25-5.35_802.11ax HE20_CH64_Full RU_5320MHz	
ANT	CDD 3+4	
Pol.	Horizontal	Vertical
Peak Avg	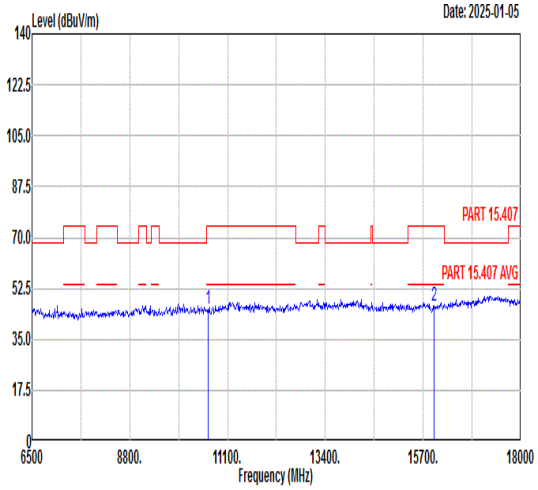 Freq Level Limit Line Margin Read Level Ant Factor Cable Loss Preamp Factor APos TPos Remark MHz dBuV/m dBuV/m dB dBuV dB/m dB dB cm deg 1 10640.00 45.31 74.00 -28.69 58.16 38.53 12.26 63.64 --- --- Peak 2 15960.00 46.26 74.00 -27.74 54.58 41.58 14.77 64.67 --- --- Peak	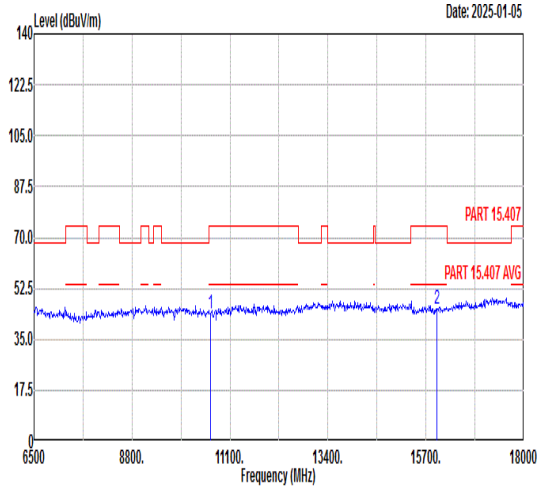 Freq Level Limit Line Margin Read Level Ant Factor Cable Loss Preamp Factor APos TPos Remark MHz dBuV/m dBuV/m dB dBuV dB/m dB dB cm deg 1 10640.00 43.90 74.00 -30.10 56.75 38.53 12.26 63.64 --- --- Peak 2 15960.00 45.22 74.00 -28.78 53.54 41.58 14.77 64.67 --- --- Peak

Mode	16	
	Band Edge	
	U-NII-2C_5.47-5.725_802.11ax HE20_CH100_Full RU_5500MHz	
ANT	CDD 3+4	
Pol.	Horizontal	Fundamental
Peak	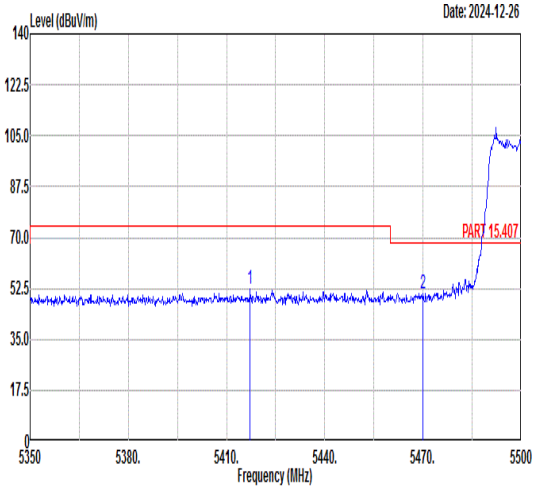 Freq Level Limit Line Margin (dB) Read Level Ant Factor Cable Loss Preamp Factor APos TPos Remark MHz dBuV/m dBuV/m dBuV dB/m dB dB cm deg 1 5417.20 52.19 74.00 -21.81 39.57 36.37 9.67 33.42 100 116 PEAK 2 5470.00 50.83 68.30 -17.47 38.23 36.32 9.69 33.41 100 116 PEAK	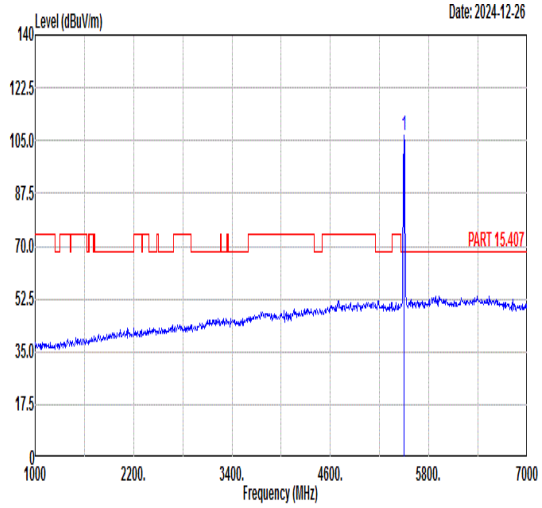 Freq Level Limit Line Margin (dB) Read Level Ant Factor Cable Loss Preamp Factor APos TPos Remark MHz dBuV/m dBuV/m dBuV dB/m dB dB cm deg 1 5500.00 106.67 ------ ------ 94.06 36.30 9.71 33.40 100 116 PEAK
Avg	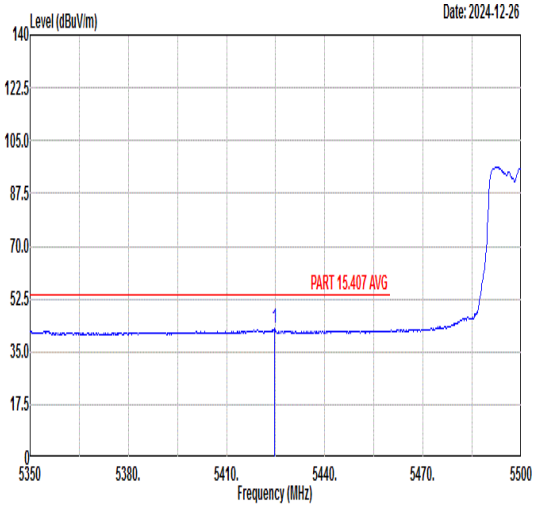 Freq Level Limit Line Margin (dB) Read Level Ant Factor Cable Loss Preamp Factor APos TPos Remark MHz dBuV/m dBuV/m dBuV dB/m dB dB cm deg 1 5424.55 42.62 54.00 -11.38 30.01 36.36 9.67 33.42 100 116 AVERAGE	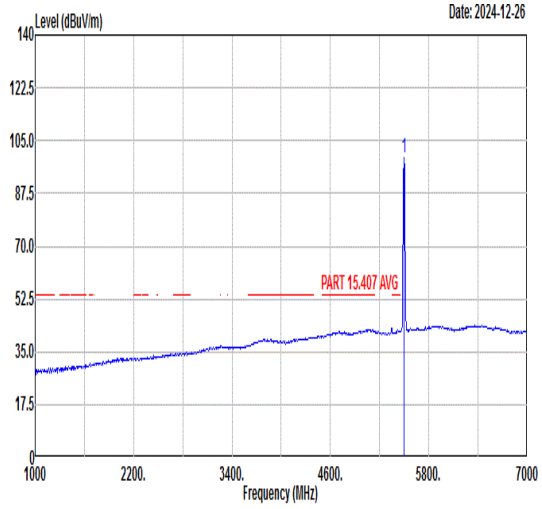 Freq Level Limit Line Margin (dB) Read Level Ant Factor Cable Loss Preamp Factor APos TPos Remark MHz dBuV/m dBuV/m dBuV dB/m dB dB cm deg 1 5500.00 99.21 ------ ------ 86.60 36.30 9.71 33.40 100 116 AVERAGE

Mode	16	
	Band Edge	
	U-NII-2C_5.47-5.725_802.11ax HE20_CH100_Full RU_5500MHz	
ANT	CDD 3+4	
Pol.	Vertical	Fundamental
Peak	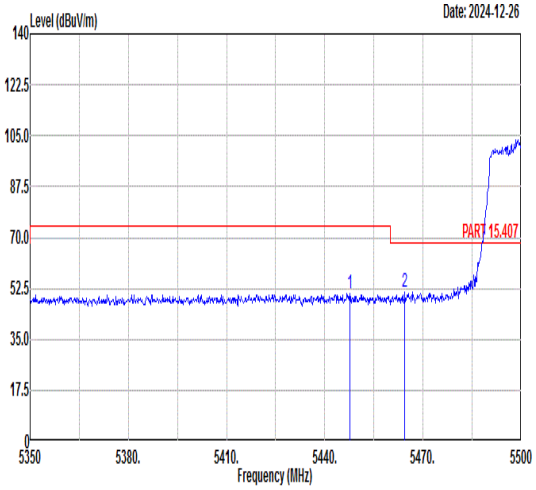 Freq Level Limit Line Margin (dB) Read Level Ant Factor Cable Loss Preamp Factor APos TPos Remark MHz dBuV/m dBuV/m dBuV dB/m dB dB cm deg 1 5447.65 50.78 74.00 -23.22 38.17 36.34 9.68 33.41 105 277 PEAK 2 5464.45 51.12 68.30 -17.18 38.51 36.33 9.69 33.41 105 277 PEAK	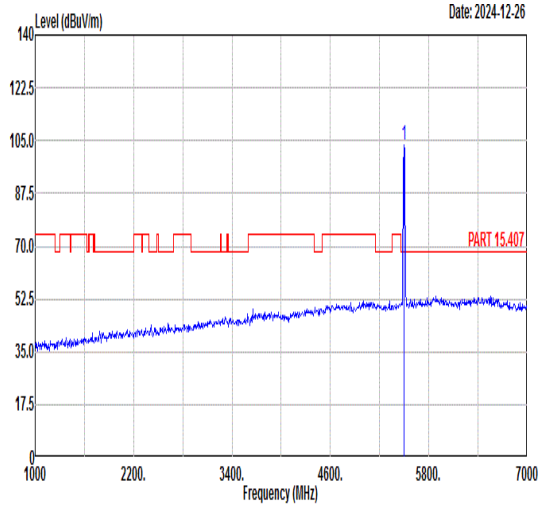 Freq Level Limit Line Margin (dB) Read Level Ant Factor Cable Loss Preamp Factor APos TPos Remark MHz dBuV/m dBuV/m dBuV dB/m dB dB cm deg 1 5500.00 103.72 ------ ------ 91.11 36.30 9.71 33.40 105 277 PEAK
Avg	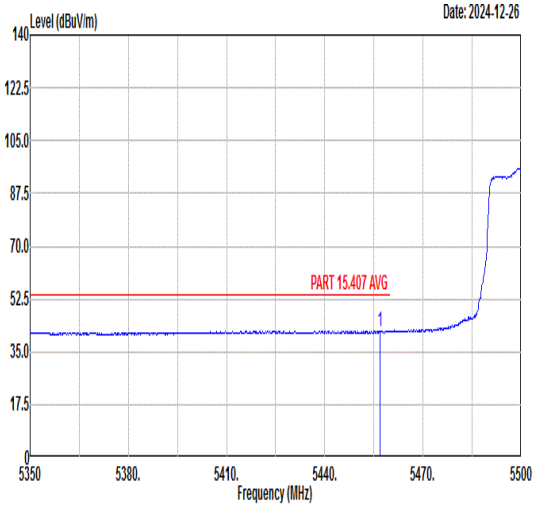 Freq Level Limit Line Margin (dB) Read Level Ant Factor Cable Loss Preamp Factor APos TPos Remark MHz dBuV/m dBuV/m dBuV dB/m dB dB cm deg 1 5456.95 41.99 54.00 -12.01 29.38 36.33 9.69 33.41 105 277 AVERAGE	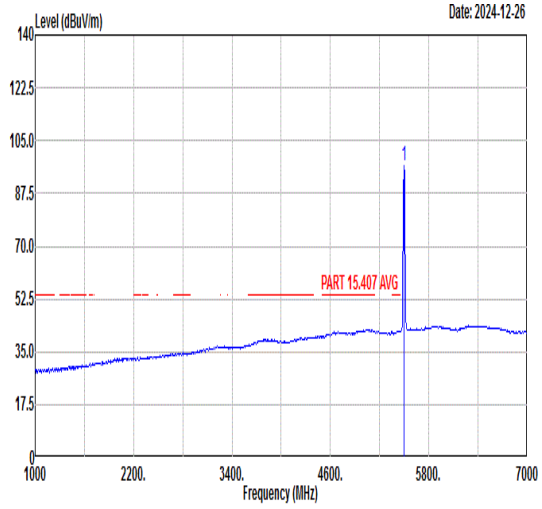 Freq Level Limit Line Margin (dB) Read Level Ant Factor Cable Loss Preamp Factor APos TPos Remark MHz dBuV/m dBuV/m dBuV dB/m dB dB cm deg 1 5500.00 96.54 ------ ------ 83.93 36.30 9.71 33.40 105 277 AVERAGE

Mode	16	
	Harmonic	
	U-NII-2C_5.47-5.725_802.11ax HE20_CH100_Full RU_5500MHz	
ANT	CDD 3+4	
Pol.	Horizontal	Vertical
Peak Avg	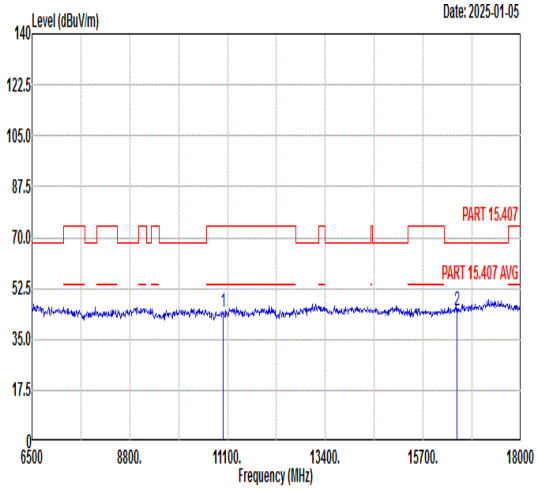 Freq Level Limit Line Margin Read Level Ant Factor Cable Loss Preamp Factor APos TPos Remark MHz dBuV/m dBuV/m dB dBuV dB/m dB dB cm deg 1 11000.00 44.57 74.00 -29.43 56.95 38.60 12.52 63.50 --- --- Peak 2 16500.00 44.72 68.30 -23.58 52.35 41.95 15.17 64.75 --- --- Peak	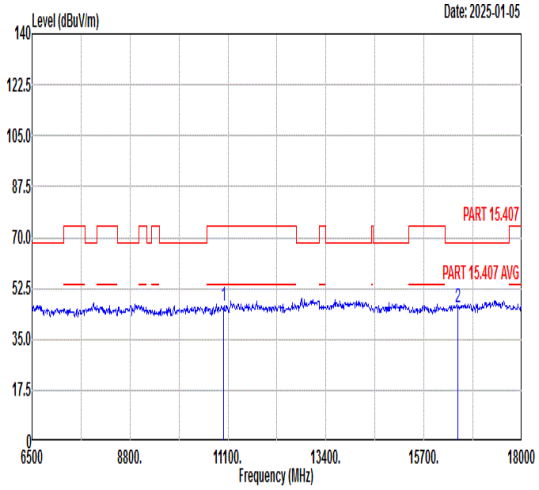 Freq Level Limit Line Margin Read Level Ant Factor Cable Loss Preamp Factor APos TPos Remark MHz dBuV/m dBuV/m dB dBuV dB/m dB dB cm deg 1 11000.00 46.31 74.00 -27.69 58.69 38.60 12.52 63.50 --- --- Peak 2 16500.00 46.01 68.30 -22.29 53.64 41.95 15.17 64.75 --- --- Peak

Mode	17	
	Harmonic	
	U-NII-2C_5.47-5.725_802.11ax HE20_CH116_Full RU_5580MHz	
ANT	CDD 3+4	
Pol.	Horizontal	Vertical
Peak Avg	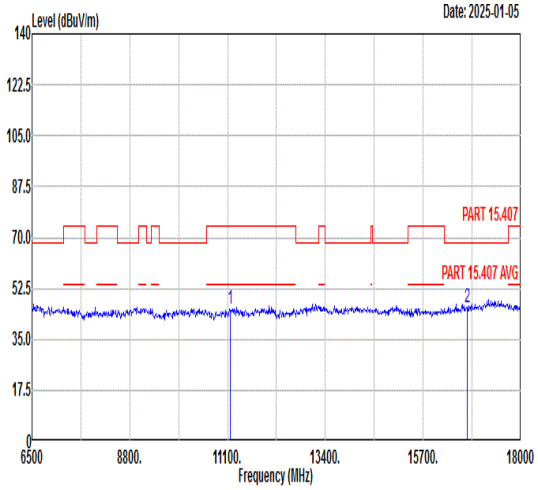 Freq Level Limit Line Margin Read Level Ant Factor Cable Loss Preamp Factor APos TPos Remark MHz dBuV/m dBuV/m dB dBuV dB/m dB dB cm deg 1 11160.00 45.27 74.00 -28.73 57.45 38.79 12.64 63.61 --- --- Peak 2 16740.00 46.17 68.30 -22.13 53.47 42.12 15.35 64.77 --- --- Peak	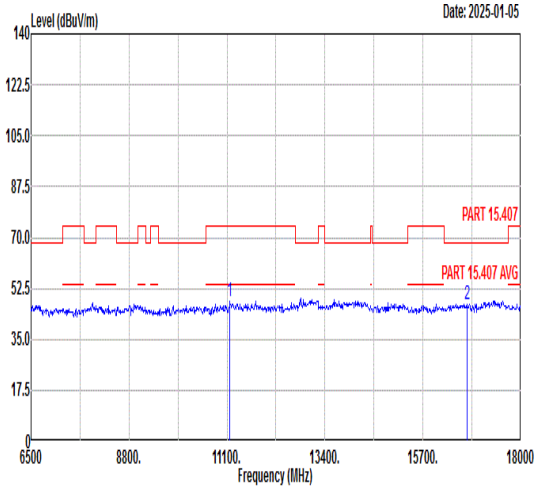 Freq Level Limit Line Margin Read Level Ant Factor Cable Loss Preamp Factor APos TPos Remark MHz dBuV/m dBuV/m dB dBuV dB/m dB dB cm deg 1 11160.00 48.04 74.00 -25.96 60.22 38.79 12.64 63.61 --- --- Peak 2 16740.00 47.20 68.30 -21.10 54.50 42.12 15.35 64.77 --- --- Peak

Mode	18	
	Band Edge	
	U-NII-2C_5.47-5.725_802.11ax HE20_CH140_Full RU_5700MHz	
ANT	CDD 3+4	
Pol.	Horizontal	Fundamental
Peak	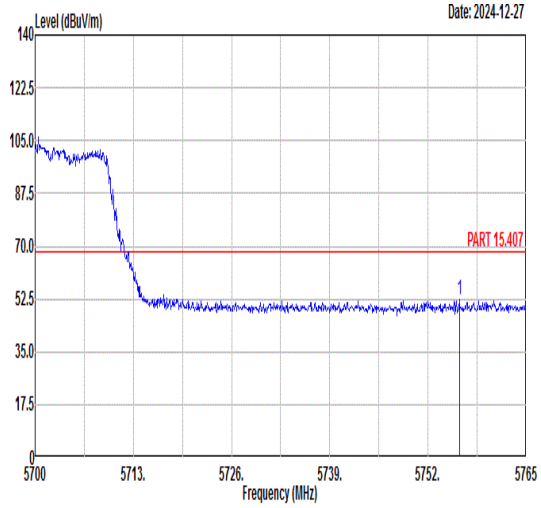 Freq Level Limit Line Margin (dB) Read Level Ant Factor Cable Loss Preamp Factor APos TPos Remark MHz dBuV/m dBuV/m dBuV dB/m dB dB cm deg 1 5756.16 52.10 68.30 -16.20 38.91 36.56 10.08 33.45 230 216 PEAK	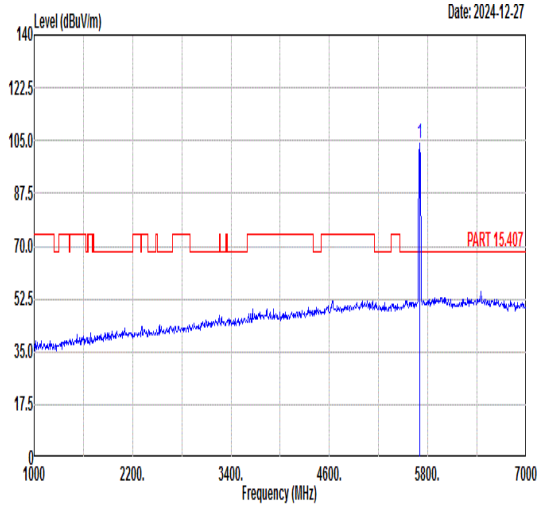 Freq Level Limit Line Margin (dB) Read Level Ant Factor Cable Loss Preamp Factor APos TPos Remark MHz dBuV/m dBuV/m dBuV dB/m dB dB cm deg 1 5700.00 104.14 ------ ------ 91.12 36.50 9.96 33.44 230 216 PEAK
Avg	Blank	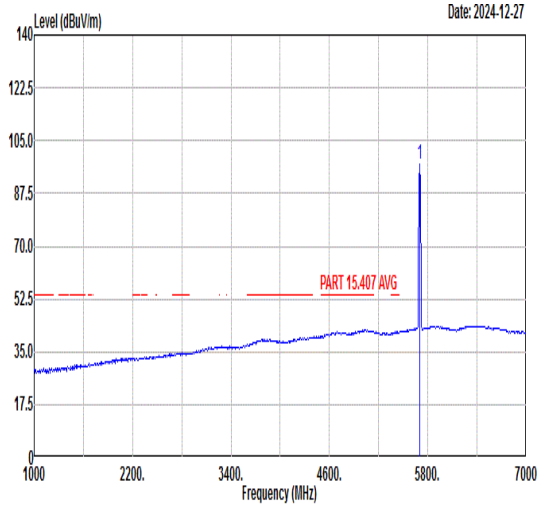 Freq Level Limit Line Margin (dB) Read Level Ant Factor Cable Loss Preamp Factor APos TPos Remark MHz dBuV/m dBuV/m dBuV dB/m dB dB cm deg 1 5700.00 97.08 ------ ------ 84.06 36.50 9.96 33.44 230 216 AVERAGE

Mode	18	
	Band Edge	
	U-NII-2C_5.47-5.725_802.11ax HE20_CH140_Full RU_5700MHz	
ANT	CDD 3+4	
Pol.	Vertical	Fundamental
Peak	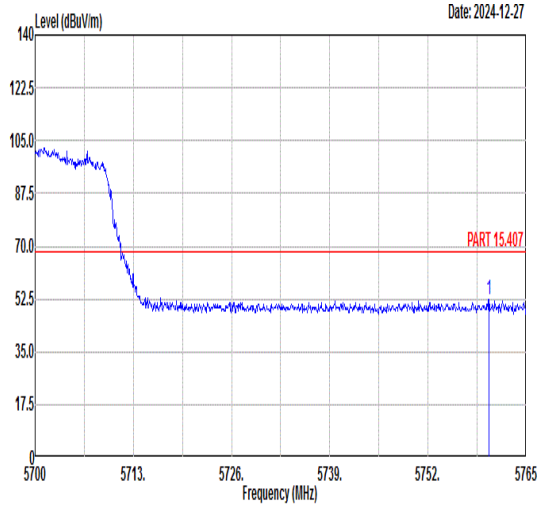 Freq Level Limit Line Margin (dB) Read Level Ant Factor Cable Loss Preamp Factor APos TPos Remark MHz dBuV/m dBuV/m dBuV dB/m dB dB cm deg 1 5760.06 52.17 68.30 -16.13 38.97 36.56 10.09 33.45 300 121 PEAK	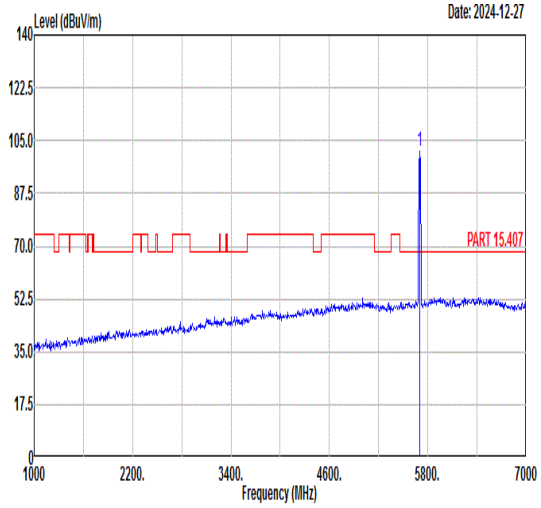 Freq Level Limit Line Margin (dB) Read Level Ant Factor Cable Loss Preamp Factor APos TPos Remark MHz dBuV/m dBuV/m dBuV dB/m dB dB cm deg 1 5700.00 101.18 ------ ------ 88.15 36.50 9.97 33.44 300 121 PEAK
Avg	Blank	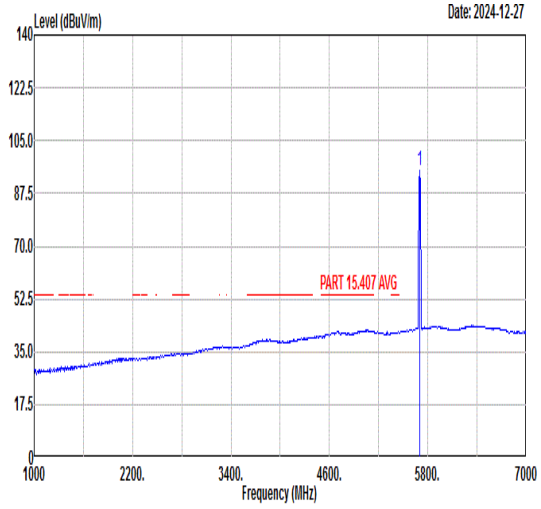 Freq Level Limit Line Margin (dB) Read Level Ant Factor Cable Loss Preamp Factor APos TPos Remark MHz dBuV/m dBuV/m dBuV dB/m dB dB cm deg 1 5700.00 94.96 ------ ------ 81.94 36.50 9.96 33.44 300 121 AVERAGE

Mode	18	
	Harmonic	
	U-NII-2C_5.47-5.725_802.11ax HE20_CH140_Full RU_5700MHz	
ANT	CDD 3+4	
Pol.	Horizontal	Vertical
Peak Avg	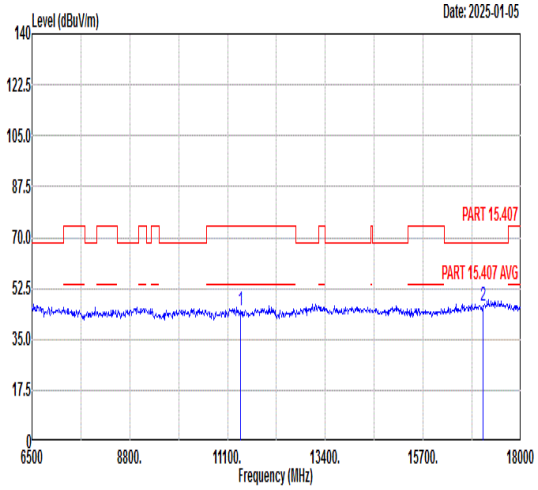 Freq Level Limit Line Margin Read Level Ant Factor Cable Loss Preamp Factor APos TPos Remark MHz dBuV/m dBuV/m dB dBuV dB/m dB dB cm deg 1 11400.00 44.73 74.00 -29.27 56.62 39.08 12.81 63.78 --- --- Peak 2 17100.00 46.67 68.30 -21.63 53.55 42.41 15.62 64.91 --- --- Peak	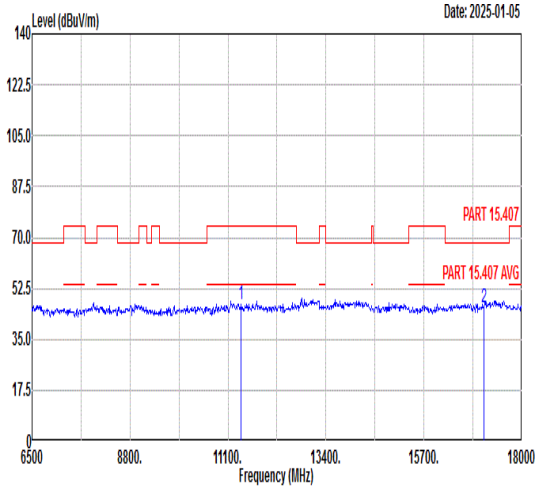 Freq Level Limit Line Margin Read Level Ant Factor Cable Loss Preamp Factor APos TPos Remark MHz dBuV/m dBuV/m dB dBuV dB/m dB dB cm deg 1 11400.00 46.88 74.00 -27.12 58.77 39.08 12.81 63.78 --- --- Peak 2 17100.00 46.09 68.30 -22.21 52.97 42.41 15.62 64.91 --- --- Peak

Mode	19	
	Band Edge	
	U-NII-1_5.15-5.25_802.11ax HE20_CH36_Partial RU26/0_5180MHz	
ANT	CDD 3+4	
Pol.	Horizontal	Fundamental
Peak	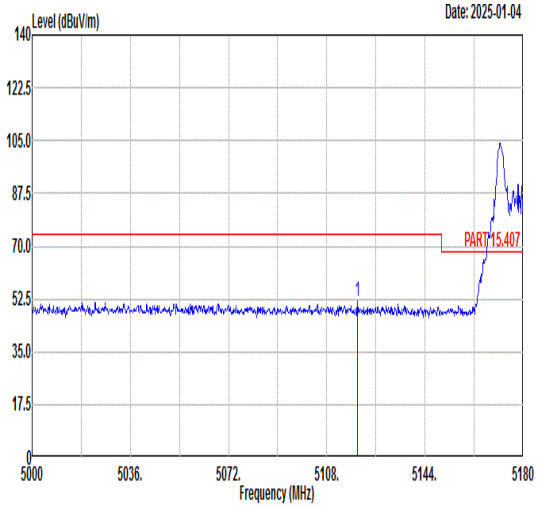 Freq Level Limit Line Margin (dB) Read Level Ant Factor Cable Loss Preamp Factor APos TPos Remark MHz dBuV/m dBuV/m dBuV dB/m dB dB cm deg 1 5119.34 51.67 74.00 -22.33 40.07 36.60 8.48 33.48 200 310 PEAK	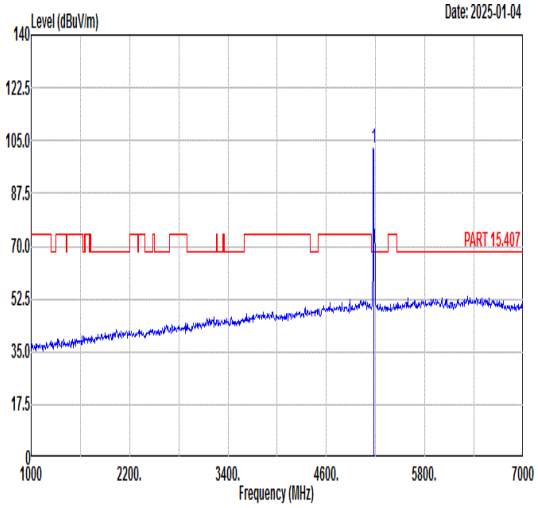 Freq Level Limit Line Margin (dB) Read Level Ant Factor Cable Loss Preamp Factor APos TPos Remark MHz dBuV/m dBuV/m dBuV dB/m dB dB cm deg 1 5180.00 102.33 ------ ------ 90.67 36.56 8.57 33.47 200 310 PEAK
Avg	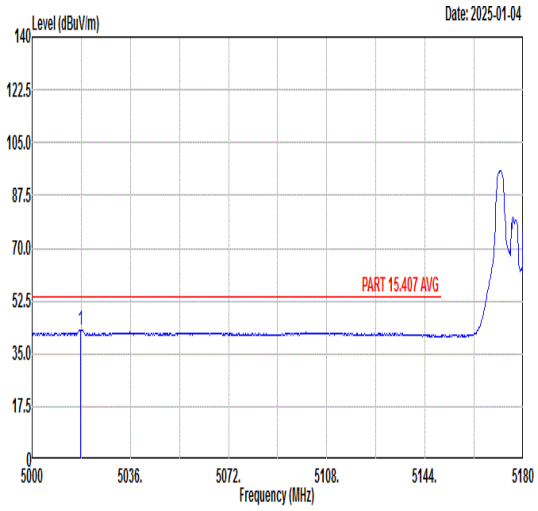 Freq Level Limit Line Margin (dB) Read Level Ant Factor Cable Loss Preamp Factor APos TPos Remark MHz dBuV/m dBuV/m dBuV dB/m dB dB cm deg 1 5017.82 42.91 54.00 -11.09 31.43 36.69 8.29 33.50 200 310 AVERAGE	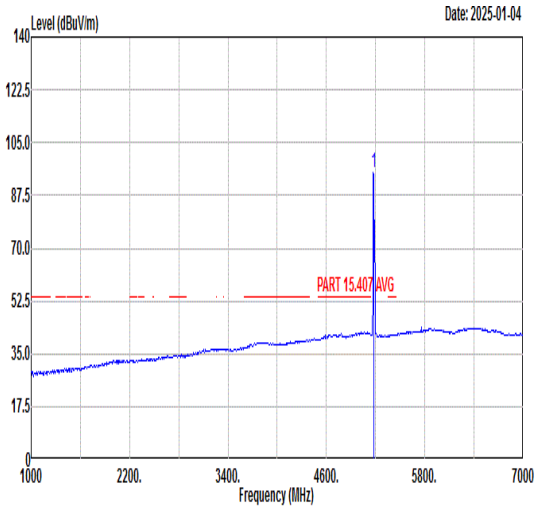 Freq Level Limit Line Margin (dB) Read Level Ant Factor Cable Loss Preamp Factor APos TPos Remark MHz dBuV/m dBuV/m dBuV dB/m dB dB cm deg 1 5180.00 95.21 ------ ------ 83.55 36.56 8.57 33.47 200 310 AVERAGE

Mode	19	
	Band Edge	
	U-NII-1_5.15-5.25_802.11ax HE20_CH36_Partial RU26/0_5180MHz	
ANT	CDD 3+4	
Pol.	Vertical	Fundamental
Peak	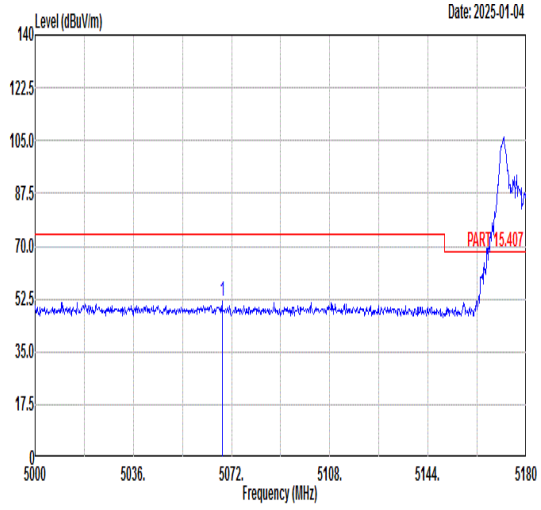 Freq Level Limit Line Margin (dB) Read Level Ant Factor Cable Loss Preamp Factor APos TPos Remark 1 5068.58 51.59 74.00 -22.41 40.04 36.65 8.39 33.49 300 246 PEAK	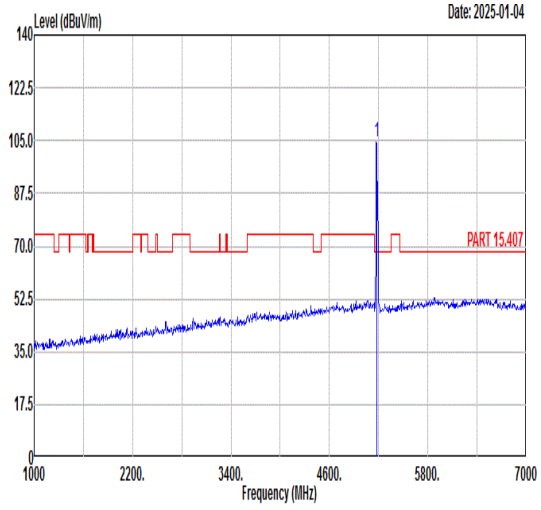 Freq Level Limit Line Margin (dB) Read Level Ant Factor Cable Loss Preamp Factor APos TPos Remark 1 5180.00 104.71 ------ ------ 93.05 36.56 8.57 33.47 300 246 PEAK
Avg	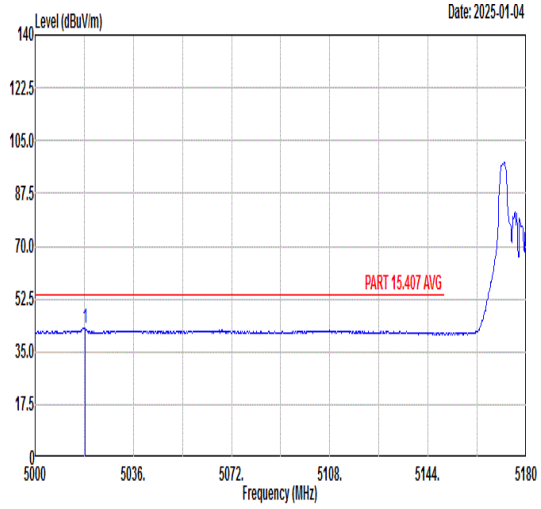 Freq Level Limit Line Margin (dB) Read Level Ant Factor Cable Loss Preamp Factor APos TPos Remark 1 5018.36 42.77 54.00 -11.23 31.29 36.69 8.29 33.50 300 246 AVERAGE	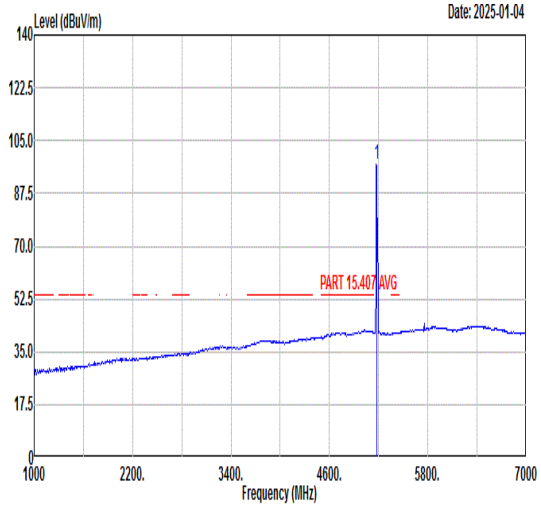 Freq Level Limit Line Margin (dB) Read Level Ant Factor Cable Loss Preamp Factor APos TPos Remark 1 5180.00 97.07 ------ ------ 85.41 36.56 8.57 33.47 300 246 AVERAGE

Mode	20	
	Band Edge	
	U-NII-2A_5.25-5.35_802.11ax HE20_CH64_Partial RU26/8_5320MHz	
ANT	CDD 3+4	
Pol.	Horizontal	Fundamental
Peak	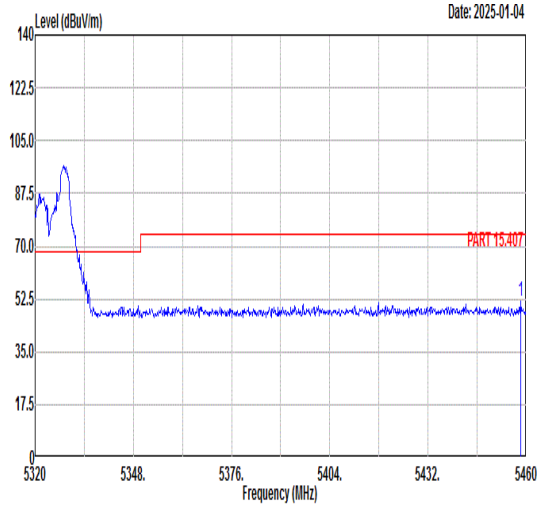 Freq Level Limit Line Margin (dB) Read Level Ant Factor Cable Loss Preamp Factor APos TPos Remark MHz dBuV/m dBuV/m dBuV dB/m dB dB cm deg 1 5458.32 51.52 74.00 -22.48 38.91 36.33 9.69 33.41 300 19 PEAK	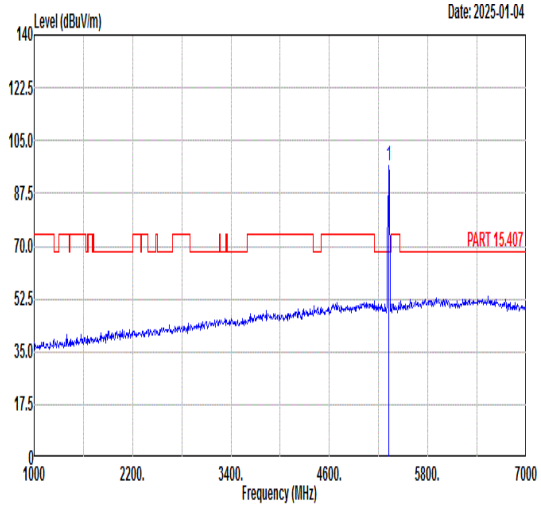 Freq Level Limit Line Margin (dB) Read Level Ant Factor Cable Loss Preamp Factor APos TPos Remark MHz dBuV/m dBuV/m dBuV dB/m dB dB cm deg 1 5320.00 96.50 ------ ------ 84.25 36.44 9.24 33.43 300 19 PEAK
Avg	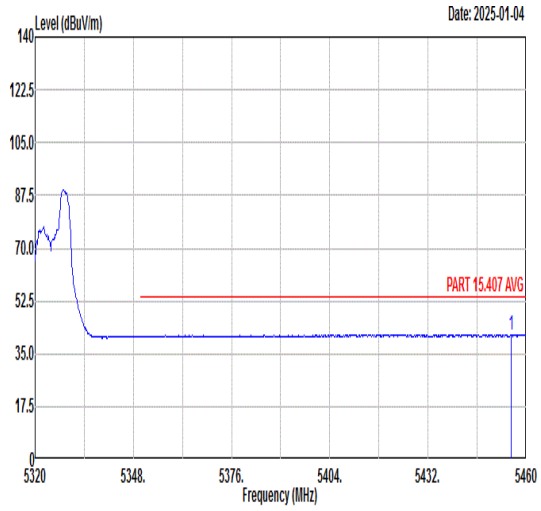 Freq Level Limit Line Margin (dB) Read Level Ant Factor Cable Loss Preamp Factor APos TPos Remark MHz dBuV/m dBuV/m dBuV dB/m dB dB cm deg 1 5455.80 41.36 54.00 -12.64 28.74 36.34 9.69 33.41 300 19 AVERAGE	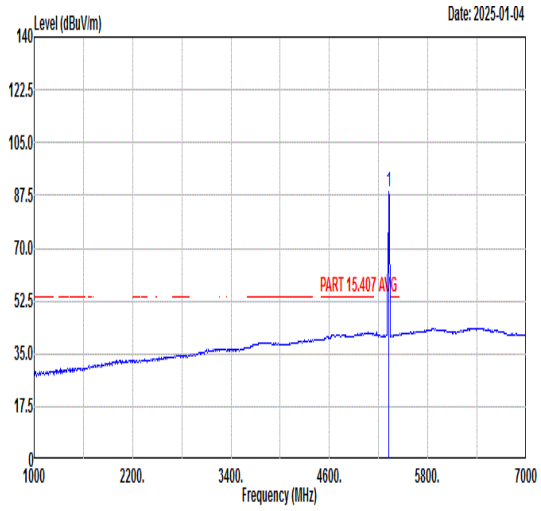 Freq Level Limit Line Margin (dB) Read Level Ant Factor Cable Loss Preamp Factor APos TPos Remark MHz dBuV/m dBuV/m dBuV dB/m dB dB cm deg 1 5320.00 88.98 ------ ------ 76.73 36.44 9.24 33.43 300 19 AVERAGE

Mode	20	
	Band Edge	
	U-NII-2A_5.25-5.35_802.11ax HE20_CH64_Partial RU26/8_5320MHz	
ANT	CDD 3+4	
Pol.	Vertical	Fundamental
Peak	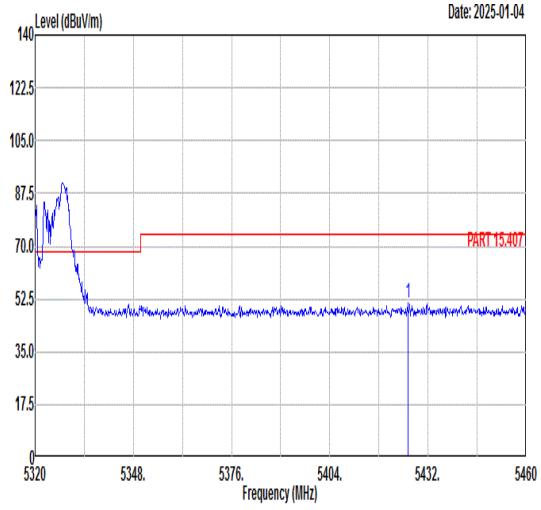 Freq Level Limit Line Margin (dB) Read Level Ant Factor Cable Loss Preamp Factor APos TPos Remark MHz dBuV/m dBuV/m dBuV dB/m dB dB cm deg 1 5426.26 51.08 74.00 -22.92 38.46 36.36 9.67 33.41 400 285 PEAK	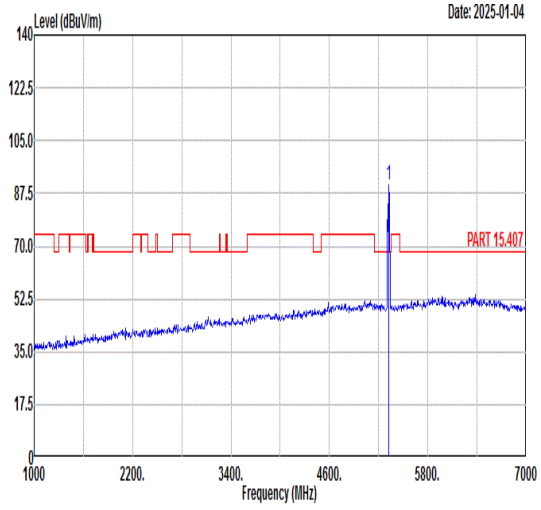 Freq Level Limit Line Margin (dB) Read Level Ant Factor Cable Loss Preamp Factor APos TPos Remark MHz dBuV/m dBuV/m dBuV dB/m dB dB cm deg 1 5320.00 90.49 ------ ------ 78.24 36.44 9.24 33.43 400 285 PEAK
Avg	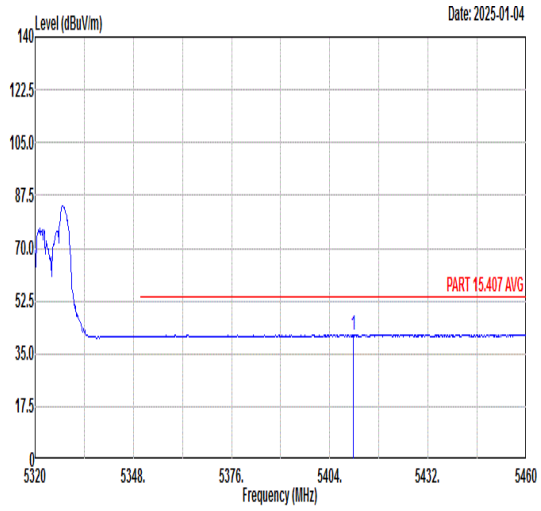 Freq Level Limit Line Margin (dB) Read Level Ant Factor Cable Loss Preamp Factor APos TPos Remark MHz dBuV/m dBuV/m dBuV dB/m dB dB cm deg 1 5410.72 41.35 54.00 -12.65 28.74 36.37 9.66 33.42 400 285 AVERAGE	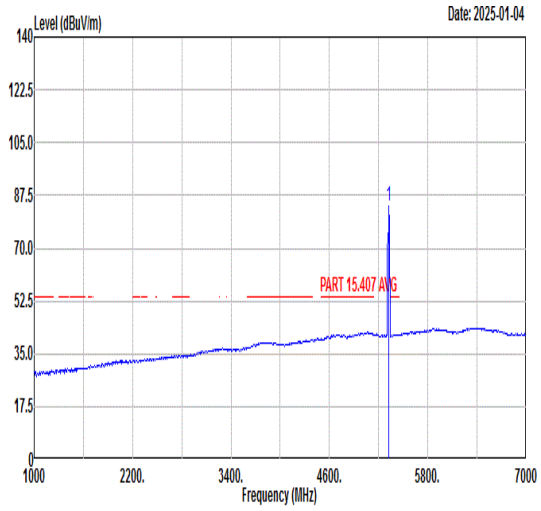 Freq Level Limit Line Margin (dB) Read Level Ant Factor Cable Loss Preamp Factor APos TPos Remark MHz dBuV/m dBuV/m dBuV dB/m dB dB cm deg 1 5320.00 83.75 ------ ------ 71.50 36.44 9.24 33.43 400 285 AVERAGE

Mode	21	
	Band Edge	
	U-NII-2C_5.47-5.725_802.11ax HE20_CH100_Partial RU26/0_5500MHz	
ANT	CDD 3+4	
Pol.	Horizontal	Fundamental
Peak	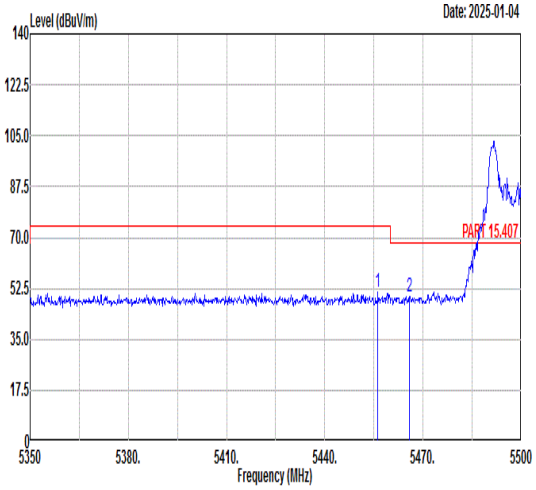 Freq Level Limit Line Margin (dB) Read Level Ant Factor Cable Loss Preamp Factor APos TPos Remark MHz dBuV/m dBuV/m dBuV dB/m dB dB cm deg 1 5456.20 51.00 74.00 -23.00 38.38 36.34 9.69 33.41 138 46 PEAK 2 5465.95 49.82 68.30 -18.48 37.21 36.33 9.69 33.41 138 46 PEAK	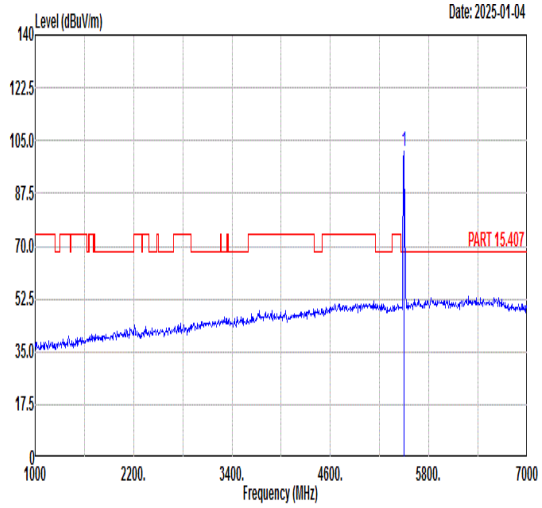 Freq Level Limit Line Margin (dB) Read Level Ant Factor Cable Loss Preamp Factor APos TPos Remark MHz dBuV/m dBuV/m dBuV dB/m dB dB cm deg 1 5500.00 101.58 ------ ------ 88.98 36.30 9.70 33.40 138 46 PEAK
Avg	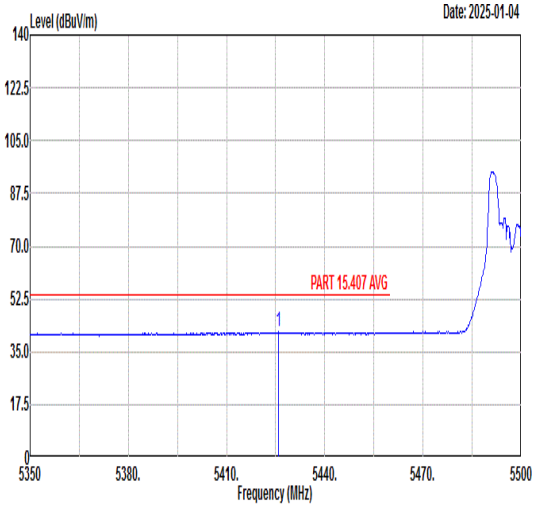 Freq Level Limit Line Margin (dB) Read Level Ant Factor Cable Loss Preamp Factor APos TPos Remark MHz dBuV/m dBuV/m dBuV dB/m dB dB cm deg 1 5425.90 41.50 54.00 -12.50 28.88 36.36 9.67 33.41 138 46 AVERAGE	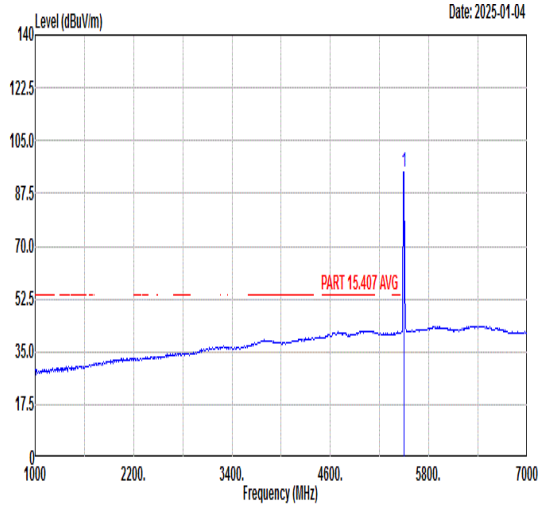 Freq Level Limit Line Margin (dB) Read Level Ant Factor Cable Loss Preamp Factor APos TPos Remark MHz dBuV/m dBuV/m dBuV dB/m dB dB cm deg 1 5500.00 94.64 ------ ------ 82.04 36.30 9.70 33.40 138 46 AVERAGE

Mode	21	
	Band Edge	
	U-NII-2C_5.47-5.725_802.11ax HE20_CH100_Partial RU26/0_5500MHz	
ANT	CDD 3+4	
Pol.	Vertical	Fundamental
Peak	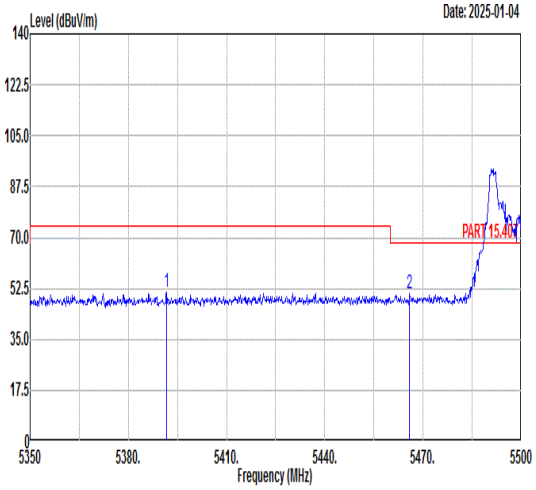 Freq Level Limit Line Margin (dB) Read Level Ant Factor Cable Loss Preamp Factor APos TPos Remark MHz dBuV/m dBuV/m dBuV dB/m dB dB cm deg 1 5391.70 51.22 74.00 -22.78 38.67 36.39 9.58 33.42 300 28 PEAK 2 5465.95 50.51 68.30 -17.79 37.90 36.33 9.69 33.41 300 28 PEAK	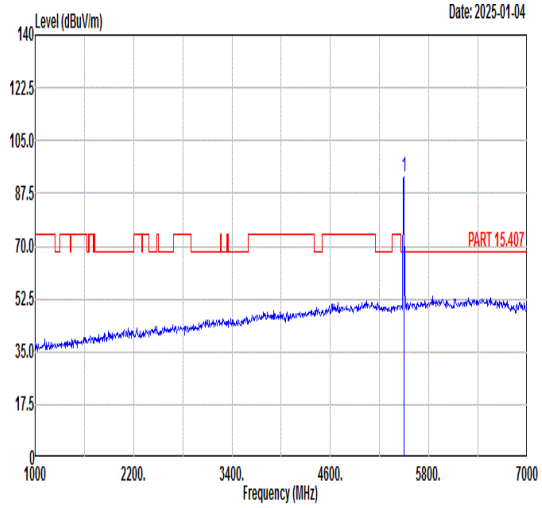 Freq Level Limit Line Margin (dB) Read Level Ant Factor Cable Loss Preamp Factor APos TPos Remark MHz dBuV/m dBuV/m dBuV dB/m dB dB cm deg 1 5500.00 92.88 ------ ------ 80.28 36.30 9.70 33.40 300 28 PEAK
Avg	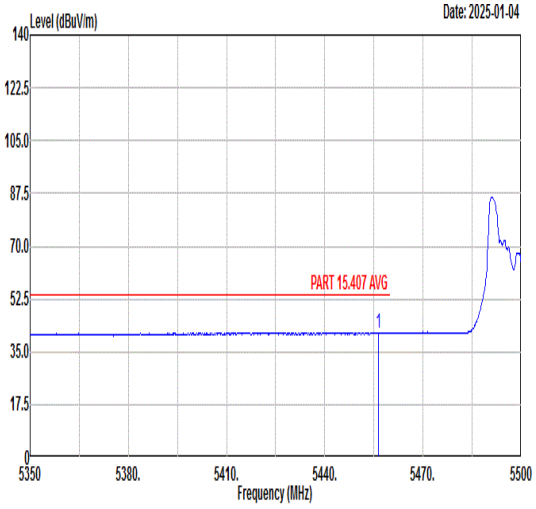 Freq Level Limit Line Margin (dB) Read Level Ant Factor Cable Loss Preamp Factor APos TPos Remark MHz dBuV/m dBuV/m dBuV dB/m dB dB cm deg 1 5456.50 41.39 54.00 -12.61 28.78 36.33 9.69 33.41 300 28 AVERAGE	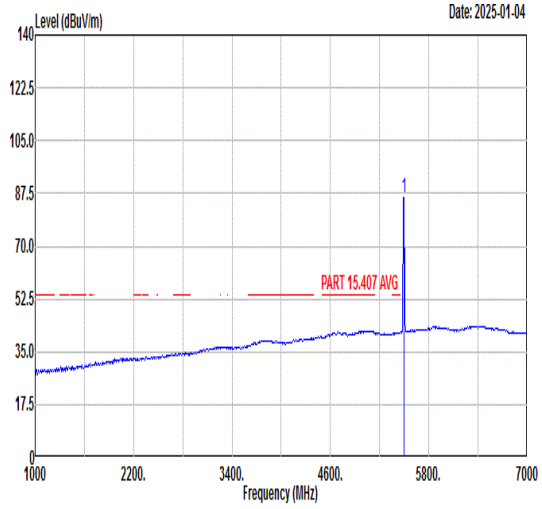 Freq Level Limit Line Margin (dB) Read Level Ant Factor Cable Loss Preamp Factor APos TPos Remark MHz dBuV/m dBuV/m dBuV dB/m dB dB cm deg 1 5500.00 86.19 ------ ------ 73.59 36.30 9.70 33.40 300 28 AVERAGE

Mode	22	
	Band Edge	
	U-NII-2C_5.47-5.725_802.11ax HE20_CH140_Partial RU26/8_5700MHz	
ANT	CDD 3+4	
Pol.	Horizontal	Fundamental
Peak	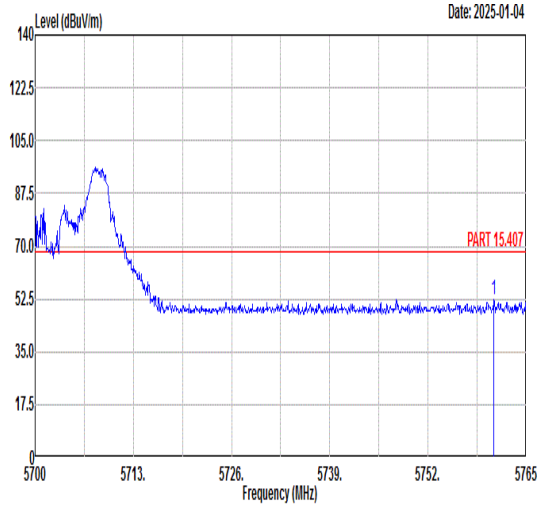 Freq Level Limit Line Margin (dB) Read Level Ant Factor Cable Loss Preamp Factor APos TPos Remark MHz dBuV/m dBuV/m dBuV dB/m dB dB cm deg 1 5760.71 52.08 68.30 -16.22 38.88 36.56 10.09 33.45 300 24 PEAK	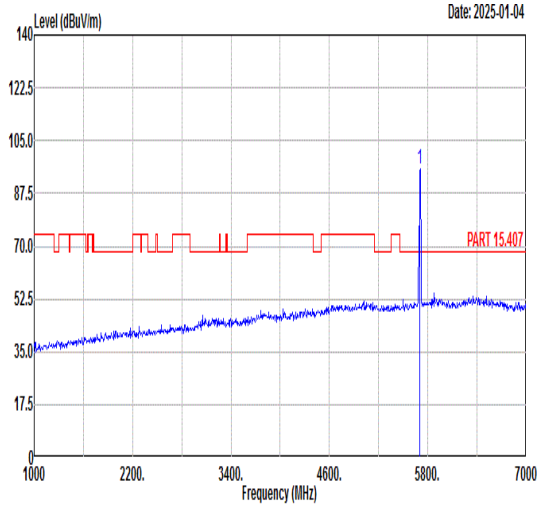 Freq Level Limit Line Margin (dB) Read Level Ant Factor Cable Loss Preamp Factor APos TPos Remark MHz dBuV/m dBuV/m dBuV dB/m dB dB cm deg 1 5700.00 95.50 ------ ------ 82.44 36.51 9.99 33.44 300 24 PEAK
Avg	Blank	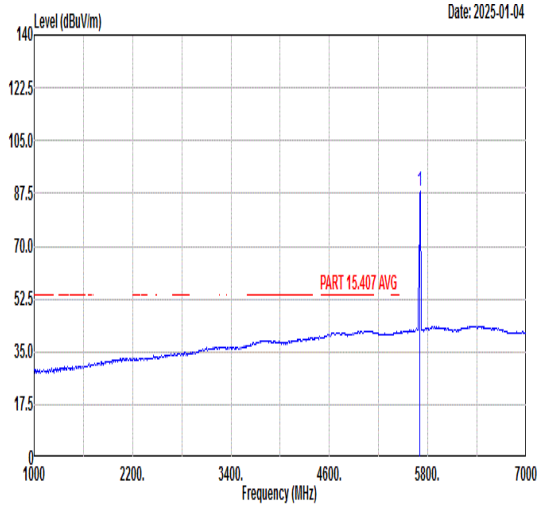 Freq Level Limit Line Margin (dB) Read Level Ant Factor Cable Loss Preamp Factor APos TPos Remark MHz dBuV/m dBuV/m dBuV dB/m dB dB cm deg 1 5700.00 88.31 ------ ------ 75.25 36.51 9.99 33.44 300 24 AVERAGE

Mode	22	
	Band Edge	
	U-NII-2C_5.47-5.725_802.11ax HE20_CH140_Partial RU26/8_5700MHz	
ANT	CDD 3+4	
Pol.	Vertical	Fundamental
Peak	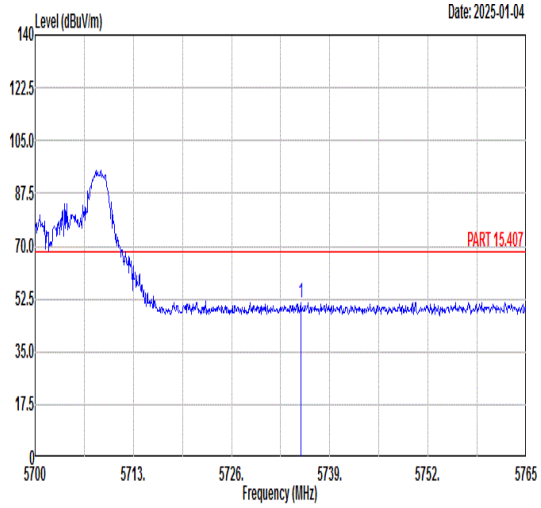 Freq Level Limit Line Margin (dB) Read Level Ant Factor Cable Loss Preamp Factor APos TPos Remark MHz dBuV/m dBuV/m dBuV dB/m dB dB cm deg 1 5735.17 51.50 68.30 -16.80 38.37 36.54 10.04 33.45 200 173 PEAK	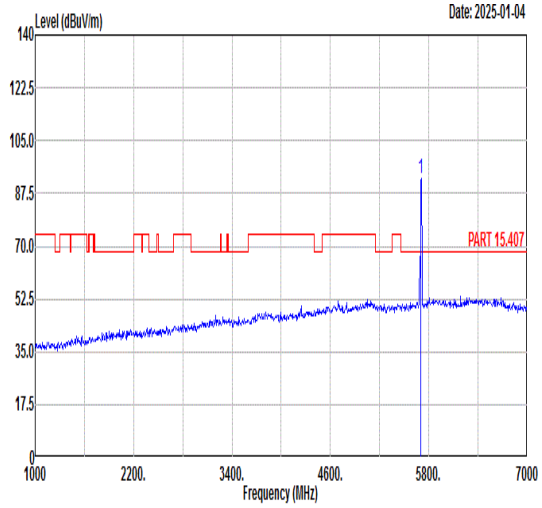 Freq Level Limit Line Margin (dB) Read Level Ant Factor Cable Loss Preamp Factor APos TPos Remark MHz dBuV/m dBuV/m dBuV dB/m dB dB cm deg 1 5700.00 92.68 ------ ------ 79.62 36.51 9.99 33.44 200 173 PEAK
Avg	Blank	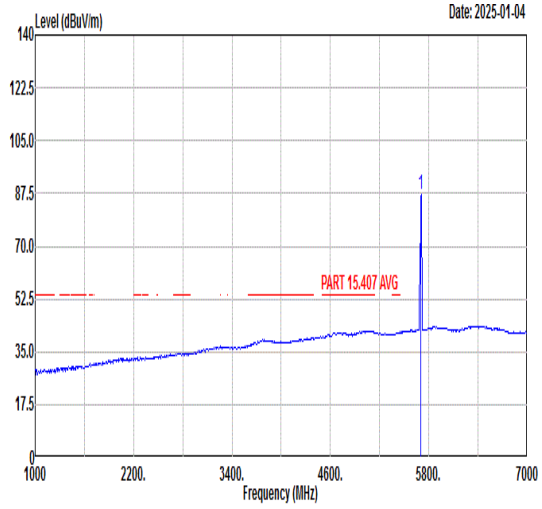 Freq Level Limit Line Margin (dB) Read Level Ant Factor Cable Loss Preamp Factor APos TPos Remark MHz dBuV/m dBuV/m dBuV dB/m dB dB cm deg 1 5700.00 86.99 ------ ------ 73.93 36.51 9.99 33.44 200 173 AVERAGE

Mode	23	
	Band Edge	
	U-NII-1_5.15-5.25_802.11ax HE20_CH36_Partial RU52/37_5180MHz	
ANT	CDD 3+4	
Pol.	Horizontal	Fundamental
Peak	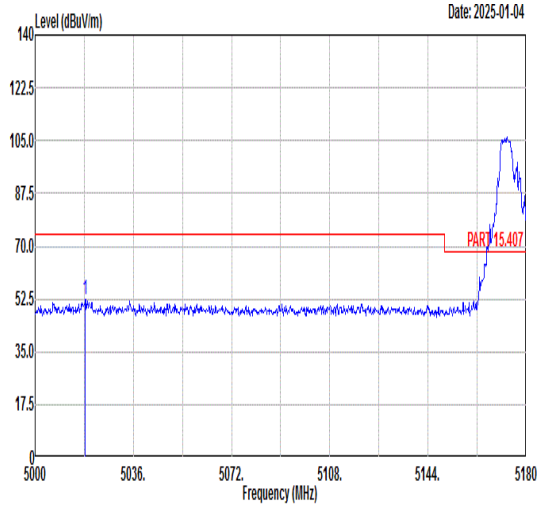 Freq Level Limit Line Margin (dB) Read Level Ant Factor Cable Loss Preamp Factor APos TPos Remark MHz dBuV/m dBuV/m dBuV dB/m dB dB cm deg 1 5018.36 52.14 74.00 -21.86 40.66 36.69 8.29 33.50 301 296 PEAK	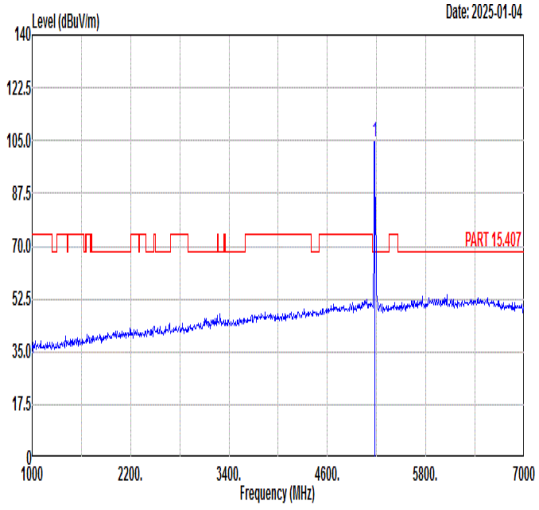 Freq Level Limit Line Margin (dB) Read Level Ant Factor Cable Loss Preamp Factor APos TPos Remark MHz dBuV/m dBuV/m dBuV dB/m dB dB cm deg 1 5180.00 104.84 ------ ------ 93.18 36.56 8.57 33.47 301 296 PEAK
Avg	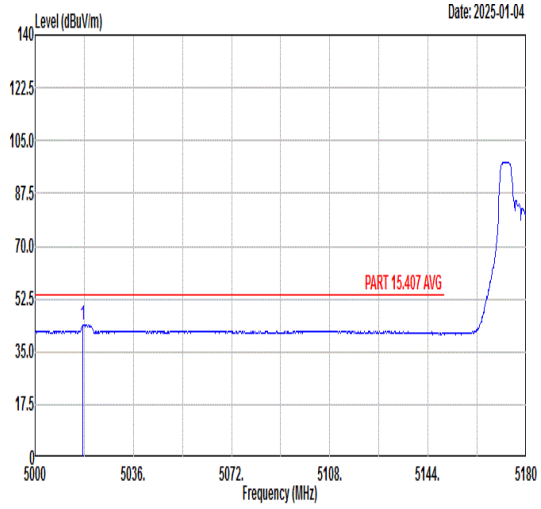 Freq Level Limit Line Margin (dB) Read Level Ant Factor Cable Loss Preamp Factor APos TPos Remark MHz dBuV/m dBuV/m dBuV dB/m dB dB cm deg 1 5017.46 43.79 54.00 -10.21 32.31 36.69 8.29 33.50 301 296 AVERAGE	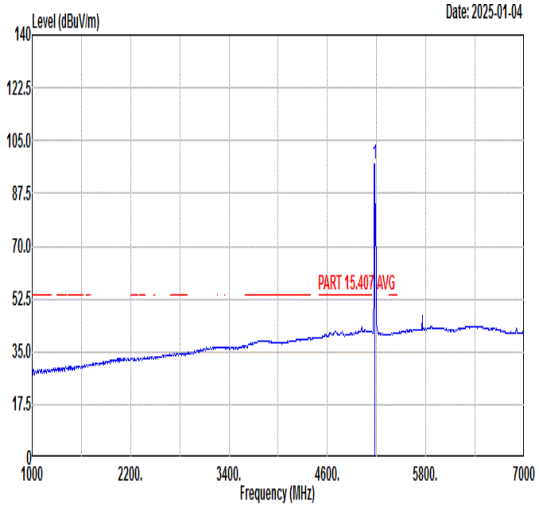 Freq Level Limit Line Margin (dB) Read Level Ant Factor Cable Loss Preamp Factor APos TPos Remark MHz dBuV/m dBuV/m dBuV dB/m dB dB cm deg 1 5180.00 97.30 ------ ------ 85.64 36.56 8.57 33.47 301 296 AVERAGE

Mode	23	
	Band Edge	
	U-NII-1_5.15-5.25_802.11ax HE20_CH36_Partial RU52/37_5180MHz	
ANT	CDD 3+4	
Pol.	Vertical	Fundamental
Peak	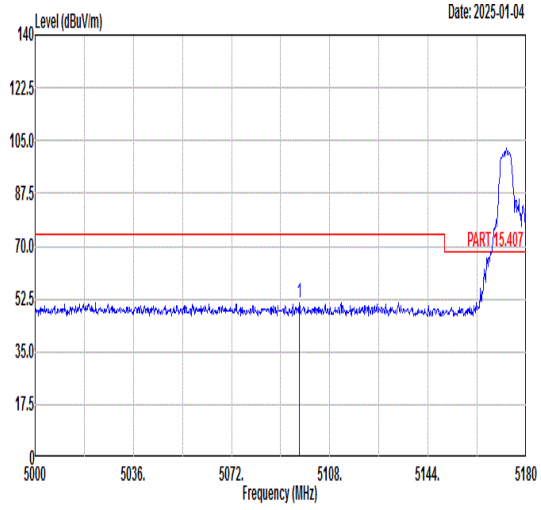 Freq Level Limit Line Margin (dB) Read Level Ant Factor Cable Loss Preamp Factor APos TPos Remark MHz dBuV/m dBuV/m dBuV dB/m dB dB cm deg 1 5096.84 51.39 74.00 -22.61 39.81 36.62 8.44 33.48 400 271 PEAK	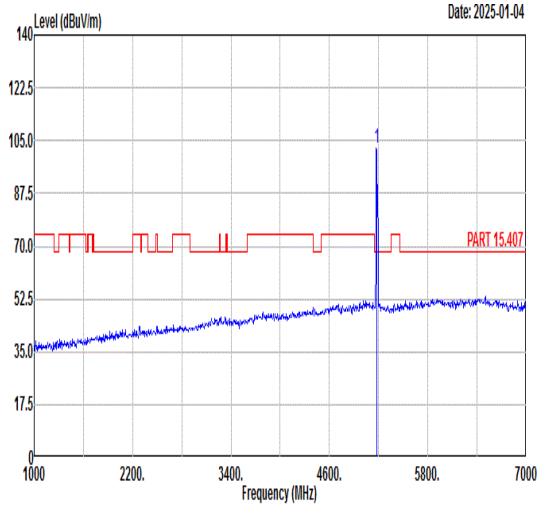 Freq Level Limit Line Margin (dB) Read Level Ant Factor Cable Loss Preamp Factor APos TPos Remark MHz dBuV/m dBuV/m dBuV dB/m dB dB cm deg 1 5180.00 102.28 ------ ------ 90.62 36.56 8.57 33.47 400 271 PEAK
Avg	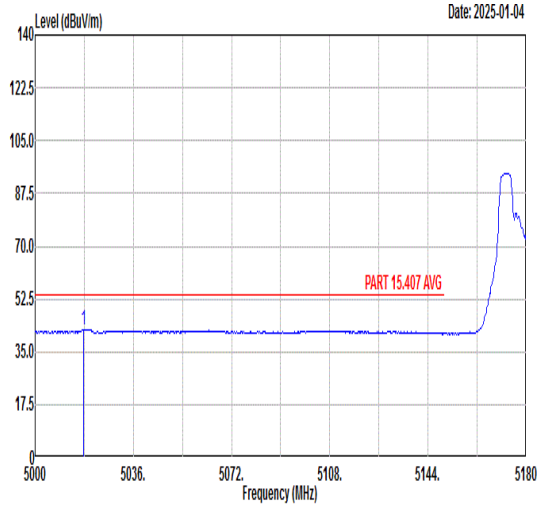 Freq Level Limit Line Margin (dB) Read Level Ant Factor Cable Loss Preamp Factor APos TPos Remark MHz dBuV/m dBuV/m dBuV dB/m dB dB cm deg 1 5017.82 42.45 54.00 -11.55 30.97 36.69 8.29 33.50 400 271 AVERAGE	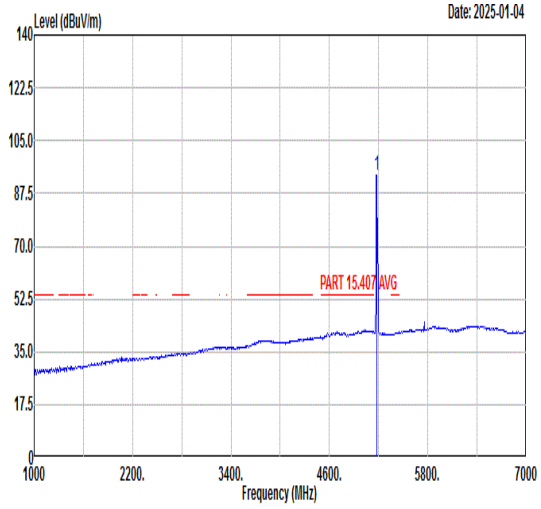 Freq Level Limit Line Margin (dB) Read Level Ant Factor Cable Loss Preamp Factor APos TPos Remark MHz dBuV/m dBuV/m dBuV dB/m dB dB cm deg 1 5180.00 93.46 ------ ------ 81.80 36.56 8.57 33.47 400 271 AVERAGE

Mode	24	
	Band Edge	
	U-NII-2A_5.25-5.35_802.11ax HE20_CH64_Partial RU52/40_5320MHz	
ANT	CDD 3+4	
Pol.	Horizontal	Fundamental
Peak	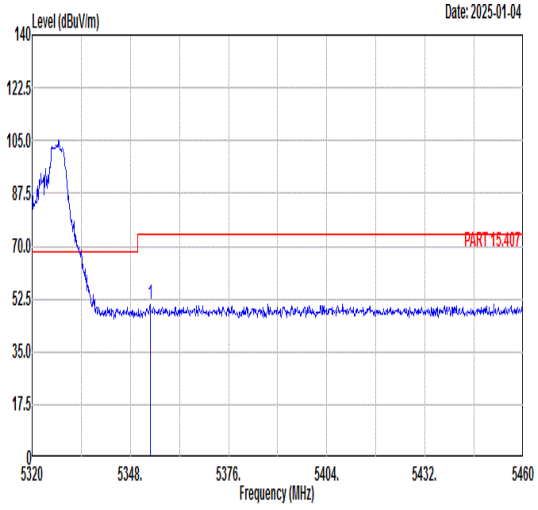 Freq Level Limit Line Margin (dB) Read Level Ant Factor Cable Loss Preamp Factor APos TPos Remark 1 5353.60 50.81 74.00 -23.19 38.44 36.42 9.38 33.43 100 26 PEAK	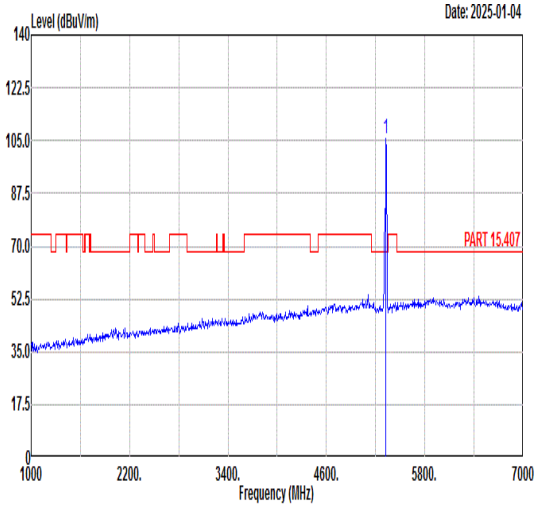 Freq Level Limit Line Margin (dB) Read Level Ant Factor Cable Loss Preamp Factor APos TPos Remark 1 5320.00 105.53 ------ ------ 93.28 36.44 9.24 33.43 100 26 PEAK
Avg	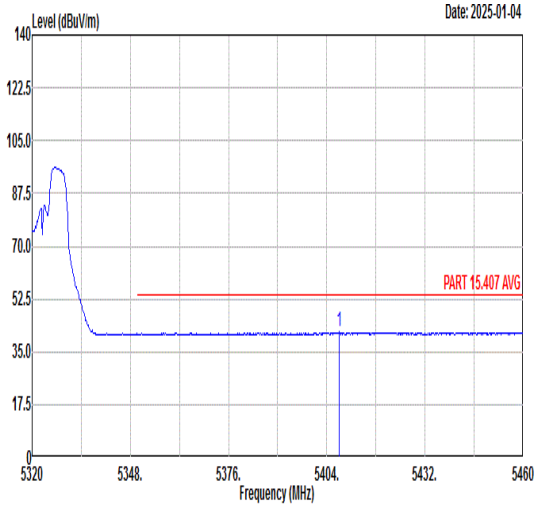 Freq Level Limit Line Margin (dB) Read Level Ant Factor Cable Loss Preamp Factor APos TPos Remark 1 5407.50 41.64 54.00 -12.36 29.03 36.37 9.66 33.42 100 26 AVERAGE	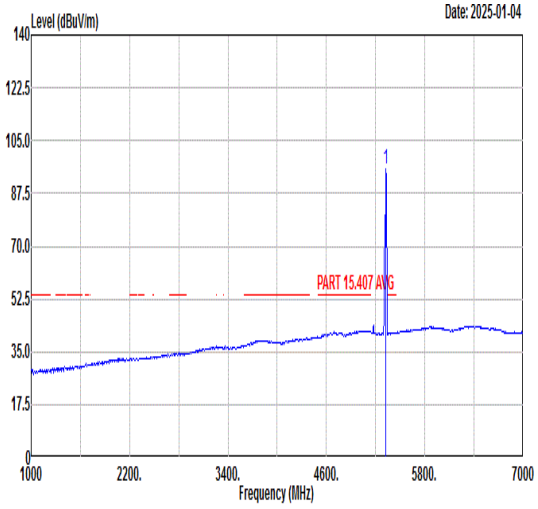 Freq Level Limit Line Margin (dB) Read Level Ant Factor Cable Loss Preamp Factor APos TPos Remark 1 5320.00 95.85 ------ ------ 83.60 36.44 9.24 33.43 100 26 AVERAGE

Mode	24	
	Band Edge	
	U-NII-2A_5.25-5.35_802.11ax HE20_CH64_Partial RU52/40_5320MHz	
ANT	CDD 3+4	
Pol.	Vertical	Fundamental
Peak	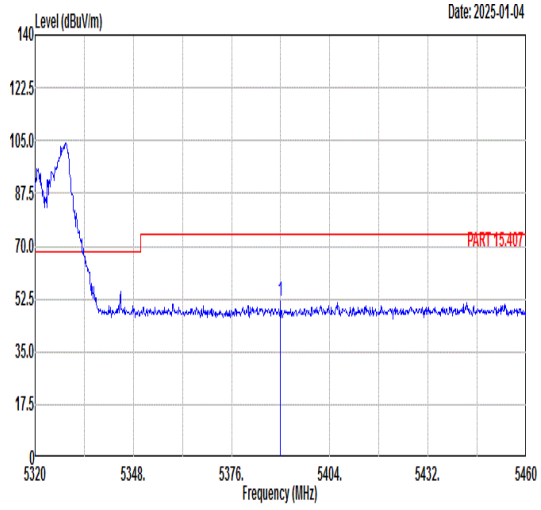 Freq Level Limit Line Margin (dB) Read Level Ant Factor Cable Loss Preamp Factor APos TPos Remark MHz dBuV/m dBuV/m dBuV dB/m dB dB cm deg 1 5390.00 51.70 74.00 -22.30 39.16 36.39 9.57 33.42 100 288 PEAK	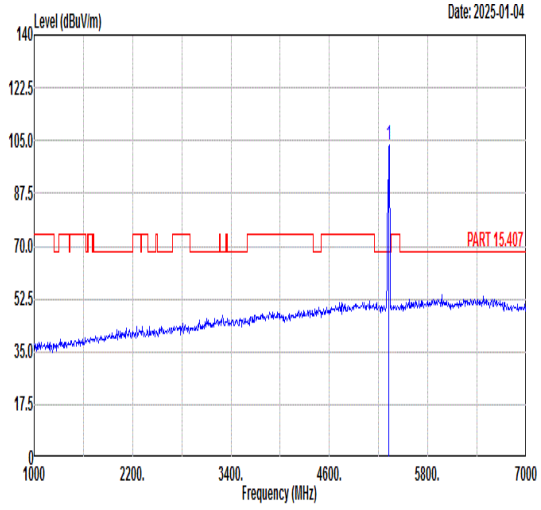 Freq Level Limit Line Margin (dB) Read Level Ant Factor Cable Loss Preamp Factor APos TPos Remark MHz dBuV/m dBuV/m dBuV dB/m dB dB cm deg 1 5320.00 103.34 ------ ------ 91.07 36.43 9.27 33.43 100 288 PEAK
Avg	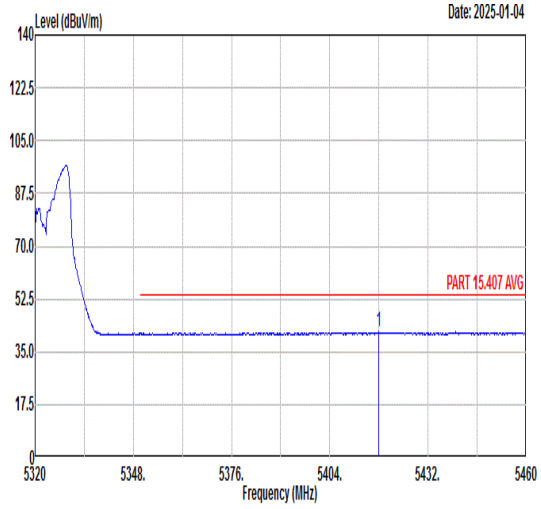 Freq Level Limit Line Margin (dB) Read Level Ant Factor Cable Loss Preamp Factor APos TPos Remark MHz dBuV/m dBuV/m dBuV dB/m dB dB cm deg 1 5418.00 41.56 54.00 -12.44 28.94 36.37 9.67 33.42 100 288 AVERAGE	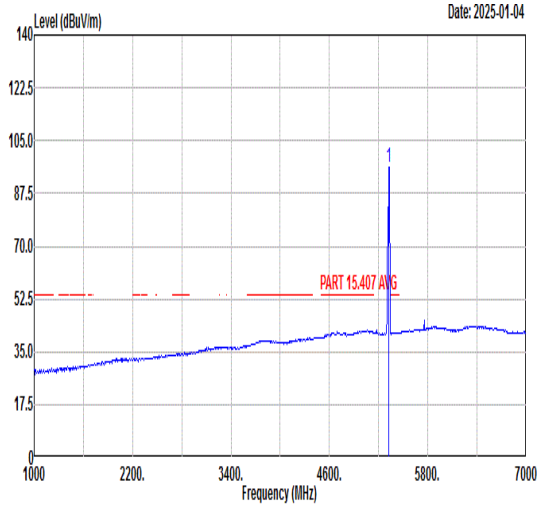 Freq Level Limit Line Margin (dB) Read Level Ant Factor Cable Loss Preamp Factor APos TPos Remark MHz dBuV/m dBuV/m dBuV dB/m dB dB cm deg 1 5320.00 96.00 ------ ------ 83.75 36.44 9.24 33.43 100 288 AVERAGE

Mode	25	
	Band Edge	
	U-NII-2C_5.47-5.725_802.11ax HE20_CH100_Partial RU52/37_5500MHz	
ANT	CDD 3+4	
Pol.	Horizontal	Fundamental
Peak	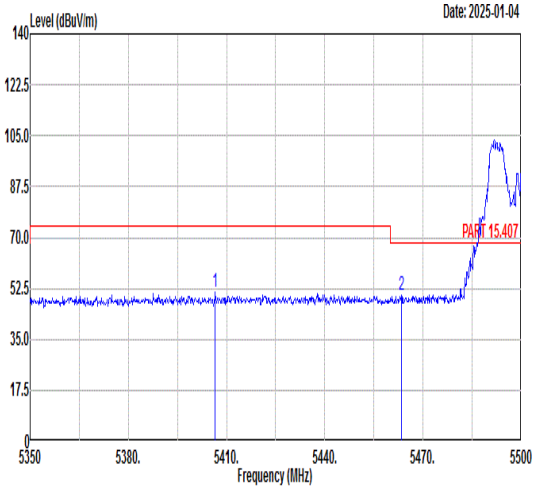 Freq Level Limit Line Margin (dB) Read Level Ant Factor Cable Loss Preamp Factor APos TPos Remark MHz dBuV/m dBuV/m dBuV dB/m dB dB cm deg 1 5406.55 51.05 74.00 -22.95 38.44 36.37 9.66 33.42 200 307 PEAK 2 5463.40 50.09 68.30 -18.21 37.48 36.33 9.69 33.41 200 307 PEAK	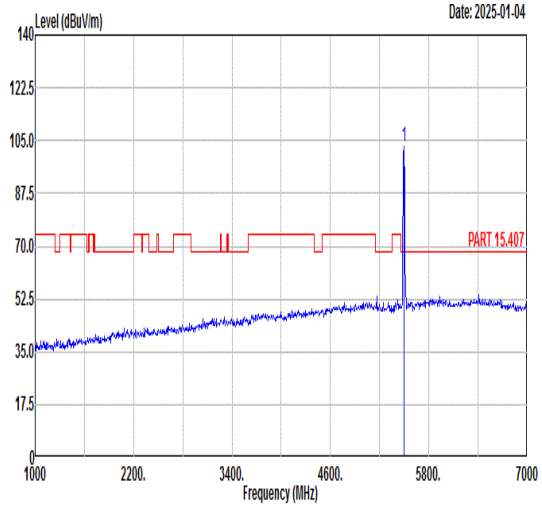 Freq Level Limit Line Margin (dB) Read Level Ant Factor Cable Loss Preamp Factor APos TPos Remark MHz dBuV/m dBuV/m dBuV dB/m dB dB cm deg 1 5500.00 103.22 ------ ------ 90.62 36.30 9.70 33.40 200 307 PEAK
Avg	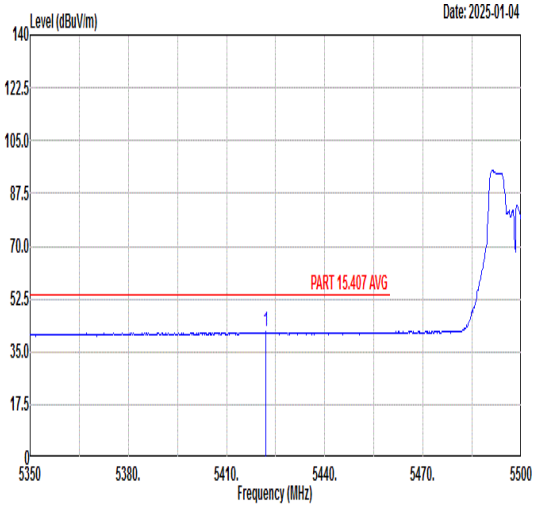 Freq Level Limit Line Margin (dB) Read Level Ant Factor Cable Loss Preamp Factor APos TPos Remark MHz dBuV/m dBuV/m dBuV dB/m dB dB cm deg 1 5422.00 41.52 54.00 -12.48 28.91 36.36 9.67 33.42 200 307 AVERAGE	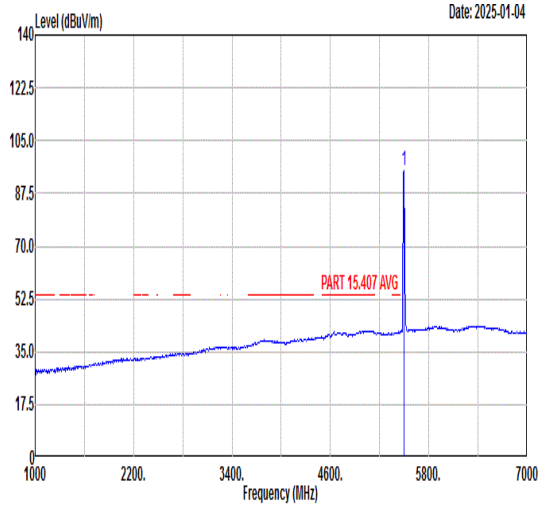 Freq Level Limit Line Margin (dB) Read Level Ant Factor Cable Loss Preamp Factor APos TPos Remark MHz dBuV/m dBuV/m dBuV dB/m dB dB cm deg 1 5500.00 94.87 ------ ------ 82.27 36.30 9.70 33.40 200 307 AVERAGE

Mode	25	
	Band Edge	
	U-NII-2C_5.47-5.725_802.11ax HE20_CH100_Partial RU52/37_5500MHz	
ANT	CDD 3+4	
Pol.	Vertical	Fundamental
Peak	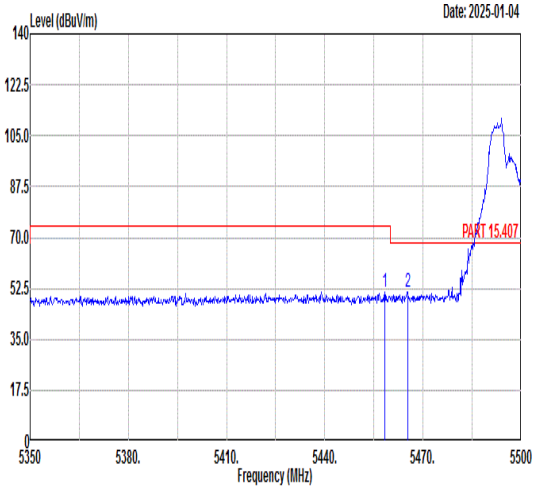 Freq Level Limit Line Margin (dB) Read Level Ant Factor Cable Loss Preamp Factor APos TPos Remark MHz dBuV/m dBuV/m dBuV dB/m dB dB cm deg 1 5458.30 51.39 74.00 -22.61 38.78 36.33 9.69 33.41 159 280 PEAK 2 5465.35 51.37 68.30 -16.93 38.76 36.33 9.69 33.41 159 280 PEAK	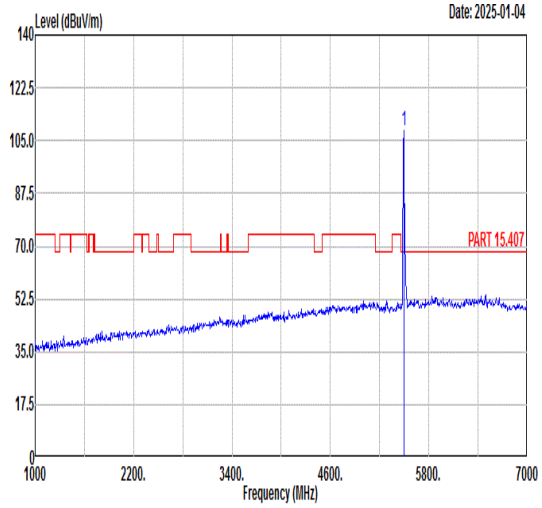 Freq Level Limit Line Margin (dB) Read Level Ant Factor Cable Loss Preamp Factor APos TPos Remark MHz dBuV/m dBuV/m dBuV dB/m dB dB cm deg 1 5500.00 108.47 ------ ------ 95.87 36.30 9.70 33.40 159 280 PEAK
Avg	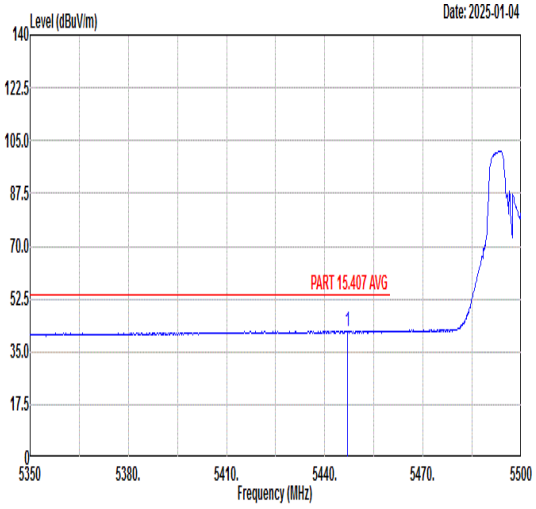 Freq Level Limit Line Margin (dB) Read Level Ant Factor Cable Loss Preamp Factor APos TPos Remark MHz dBuV/m dBuV/m dBuV dB/m dB dB cm deg 1 5447.05 41.86 54.00 -12.14 29.25 36.34 9.68 33.41 159 280 AVERAGE	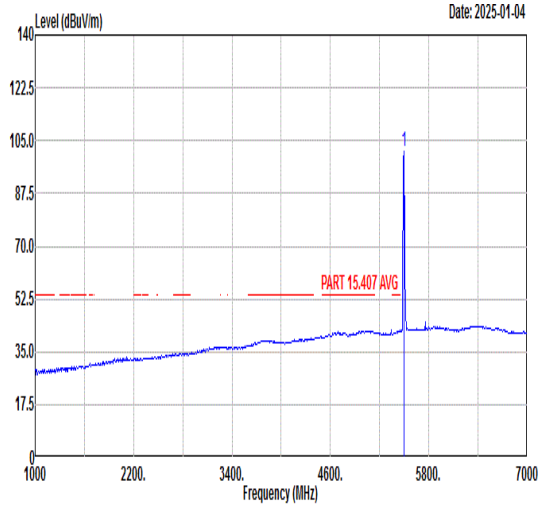 Freq Level Limit Line Margin (dB) Read Level Ant Factor Cable Loss Preamp Factor APos TPos Remark MHz dBuV/m dBuV/m dBuV dB/m dB dB cm deg 1 5500.00 101.29 ------ ------ 88.69 36.30 9.70 33.40 159 280 AVERAGE

Mode	26	
	Band Edge	
	U-NII-2C_5.47-5.725_802.11ax HE20_CH140_Partial RU52/40_5700MHz	
ANT	CDD 3+4	
Pol.	Horizontal	Fundamental
Peak	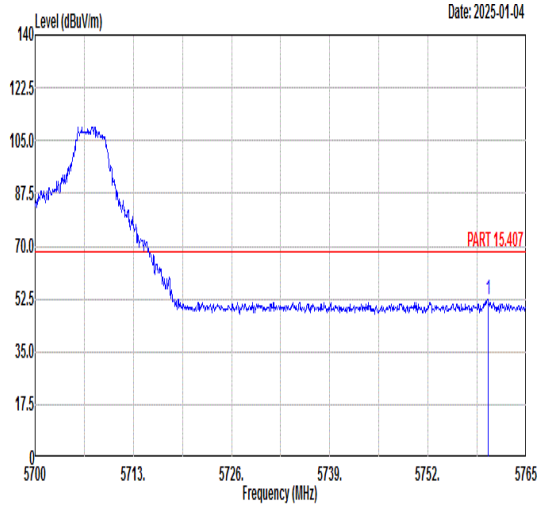 Freq Level Limit Line Margin (dB) Read Level Ant Factor Cable Loss Preamp Factor APos TPos Remark MHz dBuV/m dBuV/m dBuV dB/m dB dB cm deg 1 5759.93 52.12 68.30 -16.18 38.92 36.56 10.09 33.45 224 277 PEAK	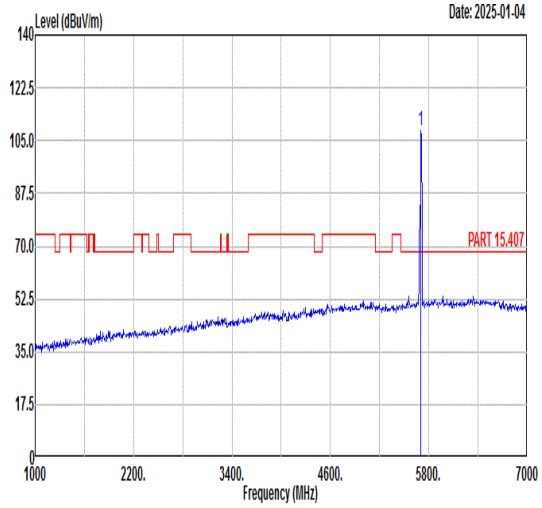 Freq Level Limit Line Margin (dB) Read Level Ant Factor Cable Loss Preamp Factor APos TPos Remark MHz dBuV/m dBuV/m dBuV dB/m dB dB cm deg 1 5700.00 108.18 ------ ------ 95.15 36.50 9.97 33.44 224 277 PEAK
Avg	Blank	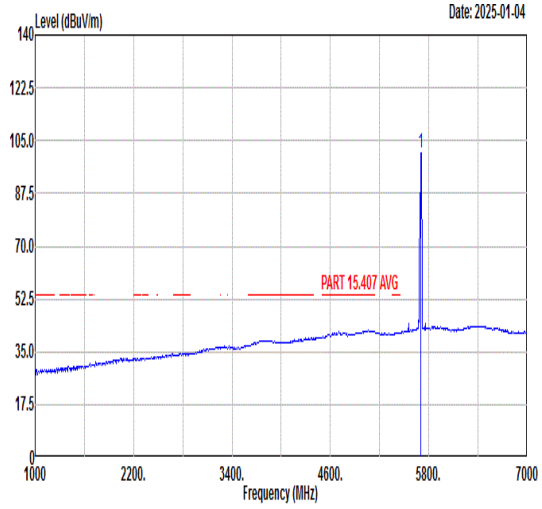 Freq Level Limit Line Margin (dB) Read Level Ant Factor Cable Loss Preamp Factor APos TPos Remark MHz dBuV/m dBuV/m dBuV dB/m dB dB cm deg 1 5700.00 100.94 ------ ------ 87.91 36.50 9.97 33.44 224 277 AVERAGE

Mode	26	
	Band Edge	
	U-NII-2C_5.47-5.725_802.11ax HE20_CH140_Partial RU52/40_5700MHz	
ANT	CDD 3+4	
Pol.	Vertical	Fundamental
Peak	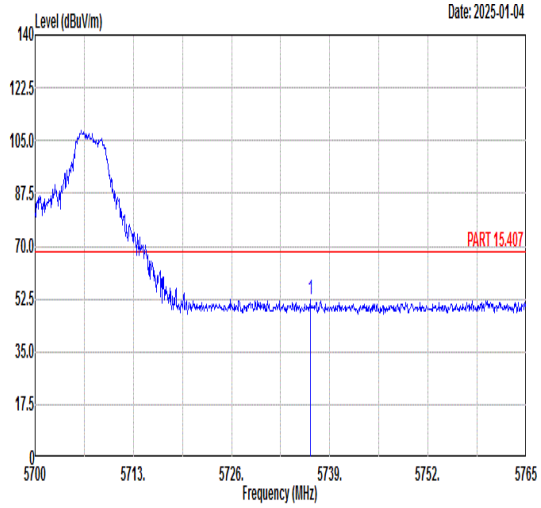 Freq Level Limit Line Margin (dB) Read Level Ant Factor Cable Loss Preamp Factor APos TPos Remark MHz dBuV/m dBuV/m dBuV dB/m dB dB cm deg 1 5736.40 52.47 68.30 -15.83 39.34 36.54 10.04 33.45 160 280 PEAK	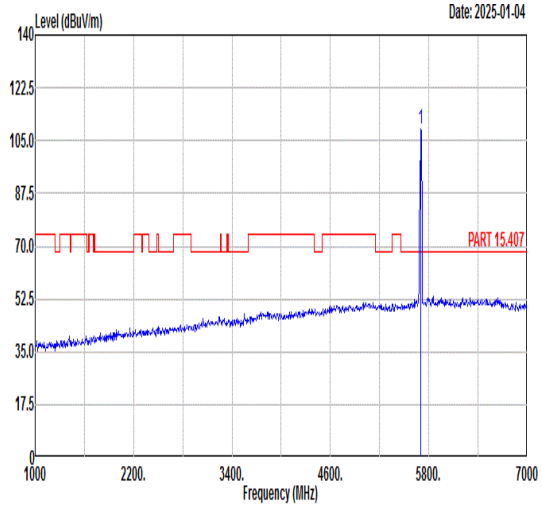 Freq Level Limit Line Margin (dB) Read Level Ant Factor Cable Loss Preamp Factor APos TPos Remark MHz dBuV/m dBuV/m dBuV dB/m dB dB cm deg 1 5700.00 108.72 ------ ------ 95.69 36.50 9.97 33.44 160 280 PEAK
Avg	Blank	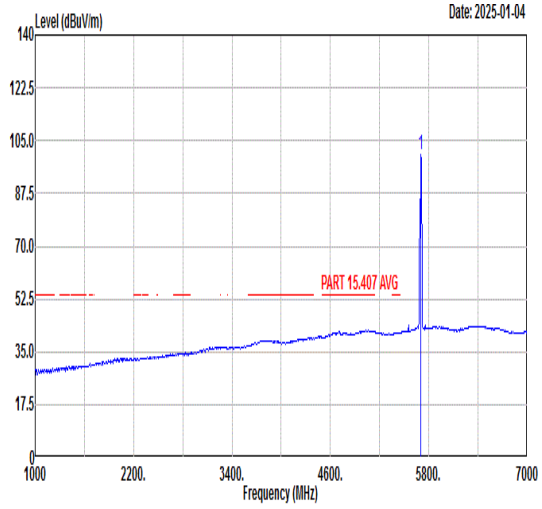 Freq Level Limit Line Margin (dB) Read Level Ant Factor Cable Loss Preamp Factor APos TPos Remark MHz dBuV/m dBuV/m dBuV dB/m dB dB cm deg 1 5700.00 100.44 ------ ------ 87.41 36.50 9.97 33.44 160 280 AVERAGE

Mode	27	
	Band Edge	
	U-NII-1_5.15-5.25_802.11ax HE20_CH36_Partial RU106/53_5180MHz	
ANT	CDD 3+4	
Pol.	Horizontal	Fundamental
Peak	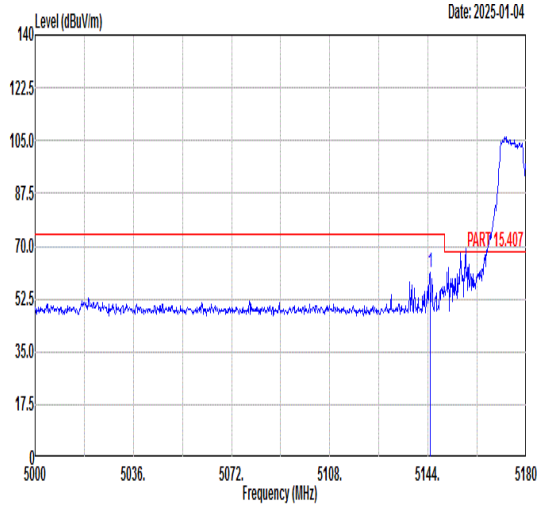 Freq Level Limit Line Margin (dB) Read Level Ant Factor Cable Loss Preamp Factor APos TPos Remark MHz dBuV/m dBuV/m dBuV dB/m dB dB cm deg 1 5144.72 61.10 74.00 -12.90 49.46 36.58 8.53 33.47 257 21 PEAK	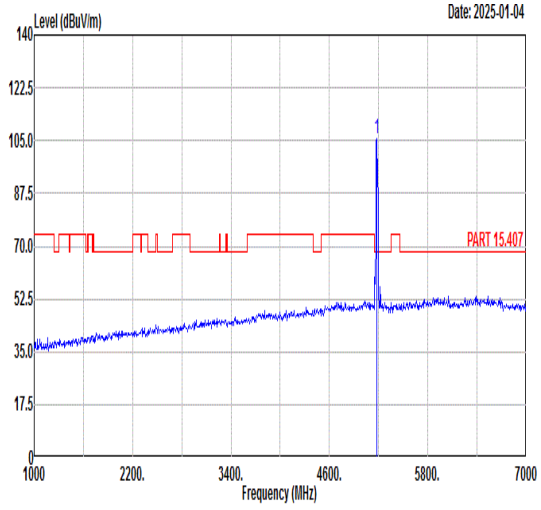 Freq Level Limit Line Margin (dB) Read Level Ant Factor Cable Loss Preamp Factor APos TPos Remark MHz dBuV/m dBuV/m dBuV dB/m dB dB cm deg 1 5180.00 105.43 ------ ------ 93.75 36.56 8.58 33.46 257 21 PEAK
Avg	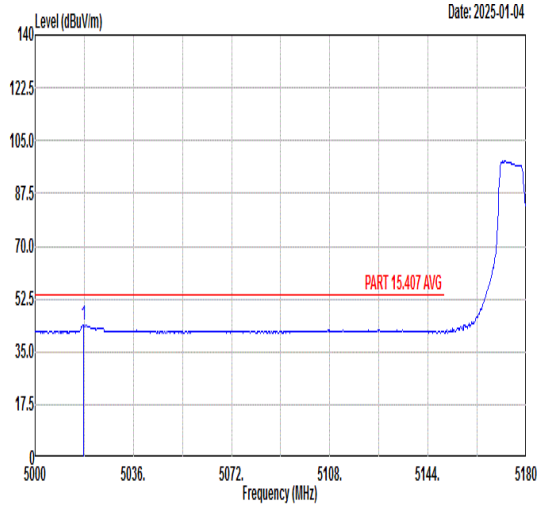 Freq Level Limit Line Margin (dB) Read Level Ant Factor Cable Loss Preamp Factor APos TPos Remark MHz dBuV/m dBuV/m dBuV dB/m dB dB cm deg 1 5017.64 44.02 54.00 -9.98 32.54 36.69 8.29 33.50 257 21 AVERAGE	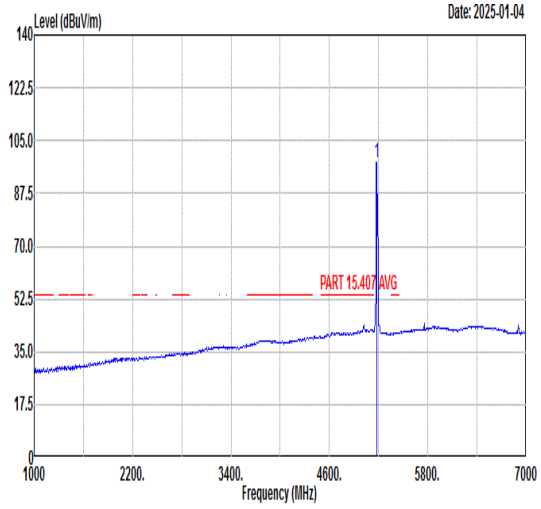 Freq Level Limit Line Margin (dB) Read Level Ant Factor Cable Loss Preamp Factor APos TPos Remark MHz dBuV/m dBuV/m dBuV dB/m dB dB cm deg 1 5180.00 97.81 ------ ------ 86.15 36.56 8.57 33.47 257 21 AVERAGE

Mode	27	
	Band Edge	
	U-NII-1_5.15-5.25_802.11ax HE20_CH36_Partial RU106/53_5180MHz	
ANT	CDD 3+4	
Pol.	Vertical	Fundamental
Peak	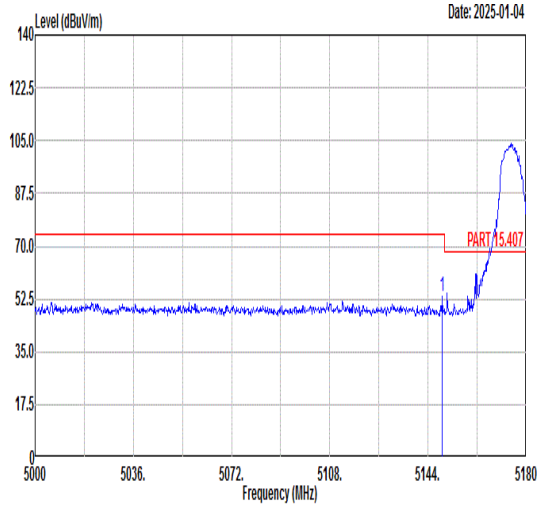 Freq Level Limit Line Margin (dB) Read Level Ant Factor Cable Loss Preamp Factor APos TPos Remark MHz dBuV/m dBuV/m dBuV dB/m dB dB cm deg 1 5149.22 53.40 74.00 -20.60 41.76 36.58 8.53 33.47 100 77 PEAK	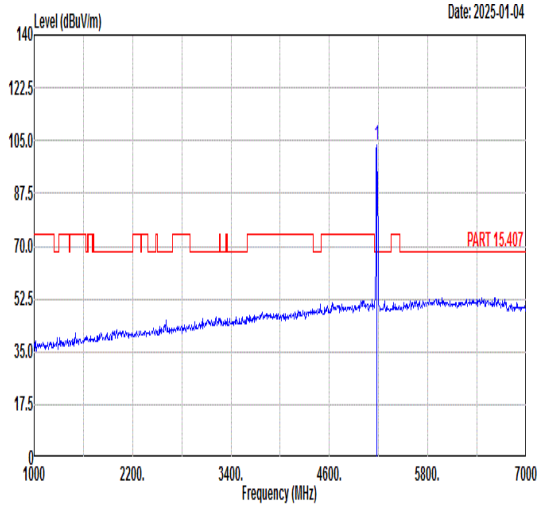 Freq Level Limit Line Margin (dB) Read Level Ant Factor Cable Loss Preamp Factor APos TPos Remark MHz dBuV/m dBuV/m dBuV dB/m dB dB cm deg 1 5180.00 103.39 ------ ------ 91.71 36.56 8.58 33.46 100 77 PEAK
Avg	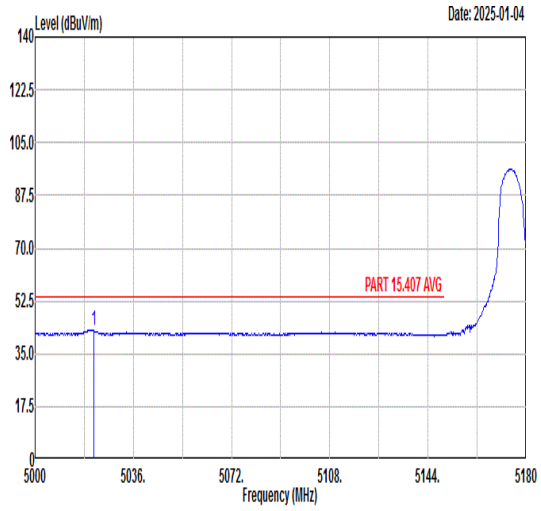 Freq Level Limit Line Margin (dB) Read Level Ant Factor Cable Loss Preamp Factor APos TPos Remark MHz dBuV/m dBuV/m dBuV dB/m dB dB cm deg 1 5021.60 42.82 54.00 -11.18 31.34 36.68 8.30 33.50 100 77 AVERAGE	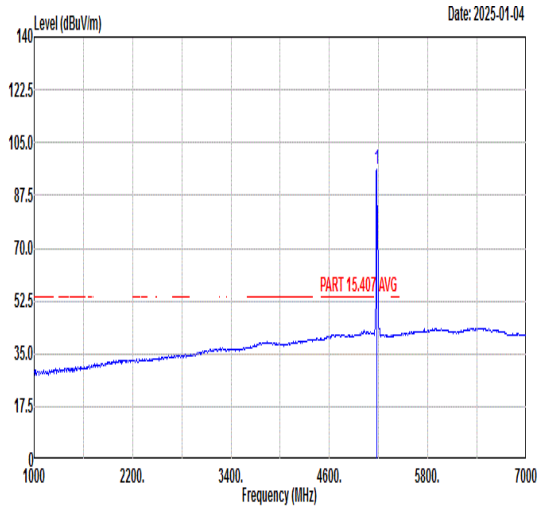 Freq Level Limit Line Margin (dB) Read Level Ant Factor Cable Loss Preamp Factor APos TPos Remark MHz dBuV/m dBuV/m dBuV dB/m dB dB cm deg 1 5180.00 96.07 ------ ------ 84.39 36.56 8.58 33.46 100 77 AVERAGE

Mode	28	
	Band Edge	
	U-NII-2A_5.25-5.35_802.11ax HE20_CH64_Partial RU106/54_5320MHz	
ANT	CDD 3+4	
Pol.	Horizontal	Fundamental
Peak	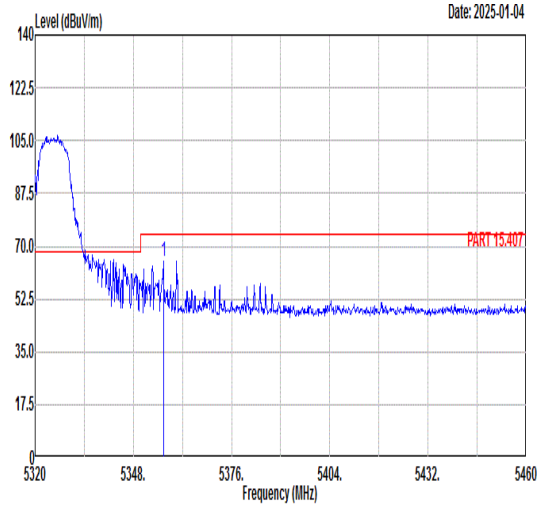 Freq Level Limit Line Margin (dB) Read Level Ant Factor Cable Loss Preamp Factor APos TPos Remark MHz dBuV/m dBuV/m dBuV dB/m dB dB cm deg 1 5356.54 64.91 74.00 -9.09 52.53 36.41 9.40 33.43 312 288 PEAK	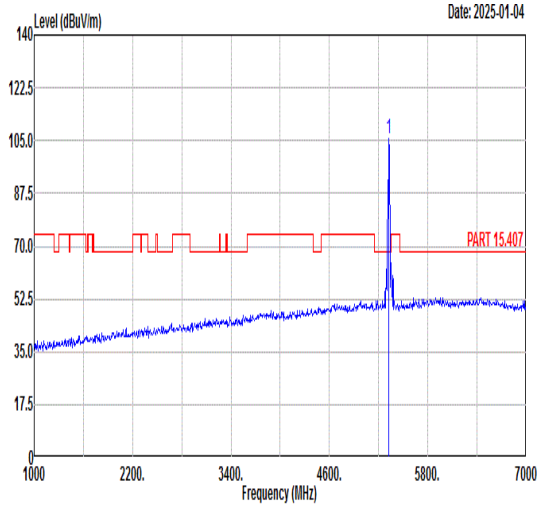 Freq Level Limit Line Margin (dB) Read Level Ant Factor Cable Loss Preamp Factor APos TPos Remark MHz dBuV/m dBuV/m dBuV dB/m dB dB cm deg 1 5320.00 105.76 ------ ------ 93.51 36.44 9.24 33.43 312 288 PEAK
Avg	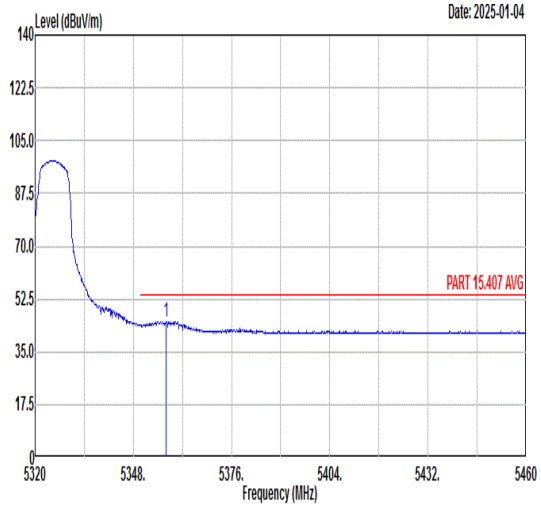 Freq Level Limit Line Margin (dB) Read Level Ant Factor Cable Loss Preamp Factor APos TPos Remark MHz dBuV/m dBuV/m dBuV dB/m dB dB cm deg 1 5357.24 45.08 54.00 -8.92 32.70 36.41 9.40 33.43 312 288 AVERAGE	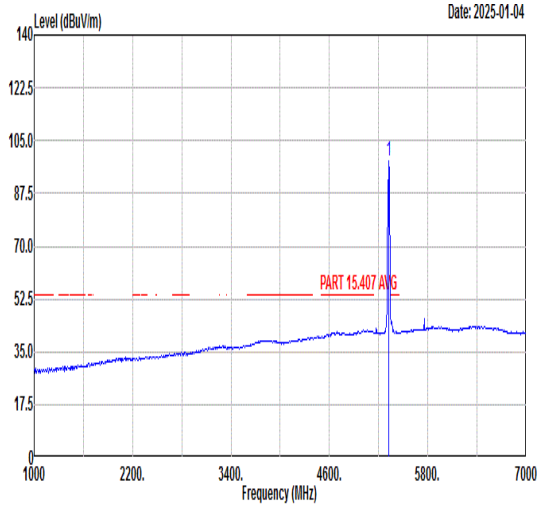 Freq Level Limit Line Margin (dB) Read Level Ant Factor Cable Loss Preamp Factor APos TPos Remark MHz dBuV/m dBuV/m dBuV dB/m dB dB cm deg 1 5320.00 98.33 ------ ------ 86.08 36.44 9.24 33.43 312 288 AVERAGE

Mode	28	
	Band Edge	
	U-NII-2A_5.25-5.35_802.11ax HE20_CH64_Partial RU106/54_5320MHz	
ANT	CDD 3+4	
Pol.	Vertical	Fundamental
Peak	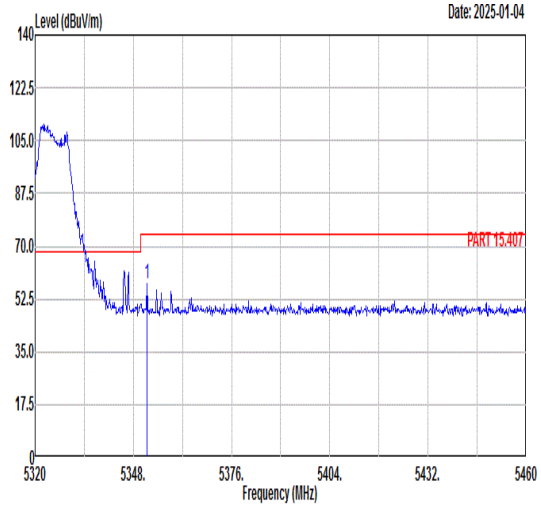 Freq Level Limit Line Margin (dB) Read Level Ant Factor Cable Loss Preamp Factor APos TPos Remark MHz dBuV/m dBuV/m dBuV dB/m dB dB cm deg 1 5351.92 57.66 74.00 -16.34 45.30 36.42 9.37 33.43 139 280 PEAK	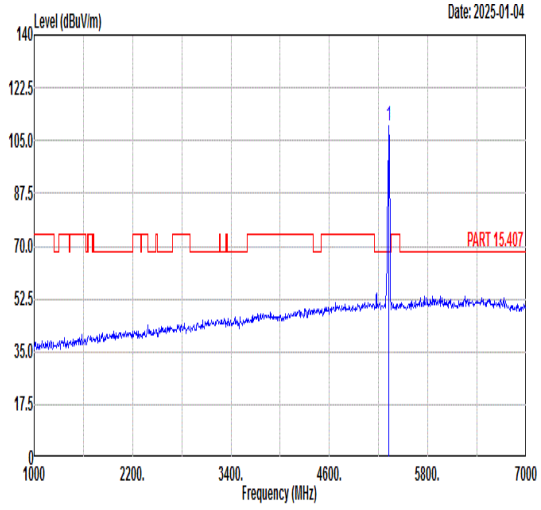 Freq Level Limit Line Margin (dB) Read Level Ant Factor Cable Loss Preamp Factor APos TPos Remark MHz dBuV/m dBuV/m dBuV dB/m dB dB cm deg 1 5320.00 109.96 ------ ------ 97.75 36.44 9.21 33.44 139 280 PEAK
Avg	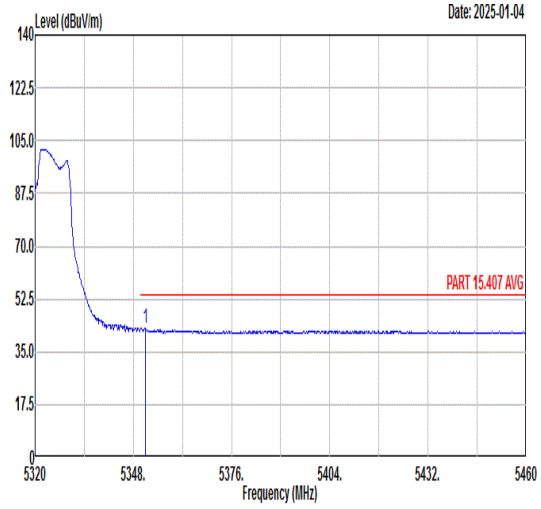 Freq Level Limit Line Margin (dB) Read Level Ant Factor Cable Loss Preamp Factor APos TPos Remark MHz dBuV/m dBuV/m dBuV dB/m dB dB cm deg 1 5351.50 42.76 54.00 -11.24 30.40 36.42 9.37 33.43 139 280 AVERAGE	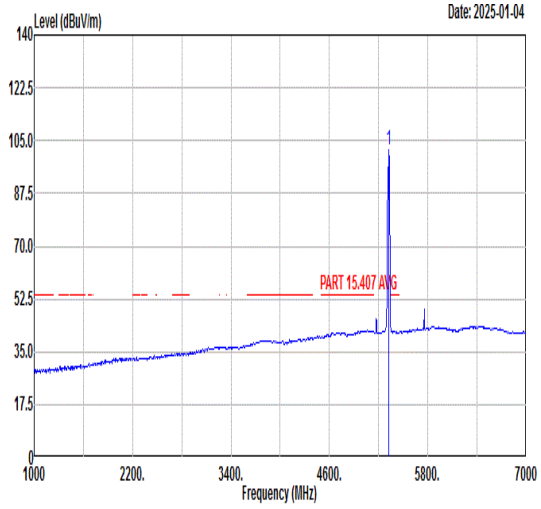 Freq Level Limit Line Margin (dB) Read Level Ant Factor Cable Loss Preamp Factor APos TPos Remark MHz dBuV/m dBuV/m dBuV dB/m dB dB cm deg 1 5320.00 102.08 ------ ------ 89.87 36.44 9.21 33.44 139 280 AVERAGE

Mode	29	
	Band Edge	
	U-NII-2C_5.47-5.725_802.11ax HE20_CH100_Partial RU106/53_5500MHz	
ANT	CDD 3+4	
Pol.	Horizontal	Fundamental
Peak	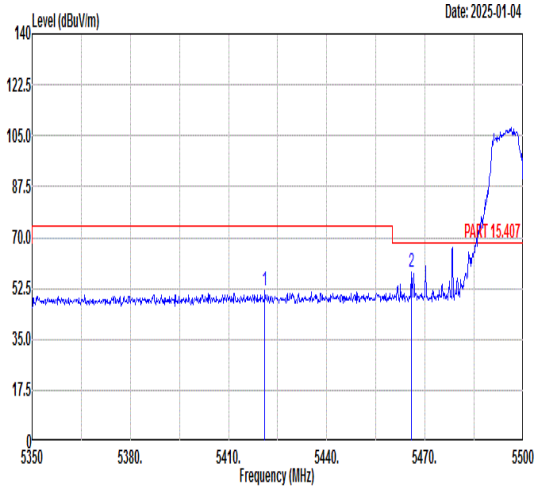 Freq Level Limit Line Margin (dB) Read Level Ant Factor Cable Loss Preamp Factor APos TPos Remark MHz dBuV/m dBuV/m dBuV dB/m dB dB cm deg 1 5421.10 51.54 74.00 -22.46 38.93 36.36 9.67 33.42 246 288 PEAK 2 5465.80 58.17 68.30 -10.13 45.56 36.33 9.69 33.41 246 288 PEAK	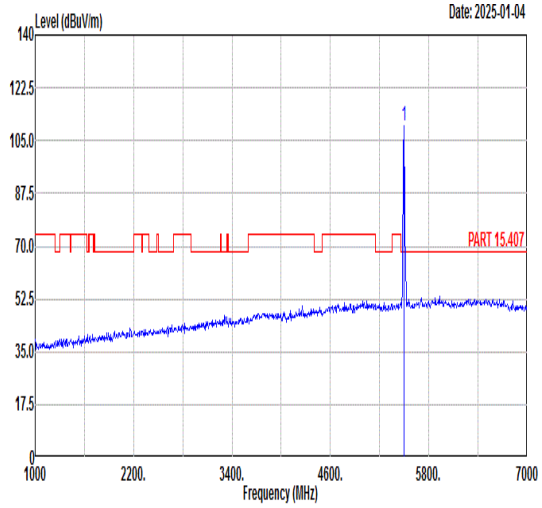 Freq Level Limit Line Margin (dB) Read Level Ant Factor Cable Loss Preamp Factor APos TPos Remark MHz dBuV/m dBuV/m dBuV dB/m dB dB cm deg 1 5500.00 110.03 ------ ------ 97.43 36.30 9.70 33.40 246 288 PEAK
Avg	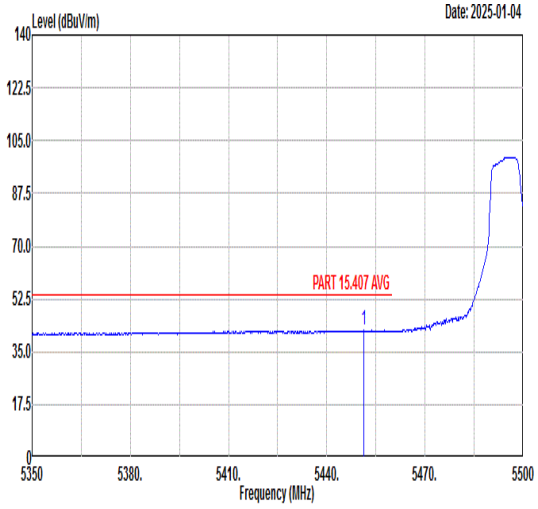 Freq Level Limit Line Margin (dB) Read Level Ant Factor Cable Loss Preamp Factor APos TPos Remark MHz dBuV/m dBuV/m dBuV dB/m dB dB cm deg 1 5451.25 42.11 54.00 -11.89 29.50 36.34 9.68 33.41 246 288 AVERAGE	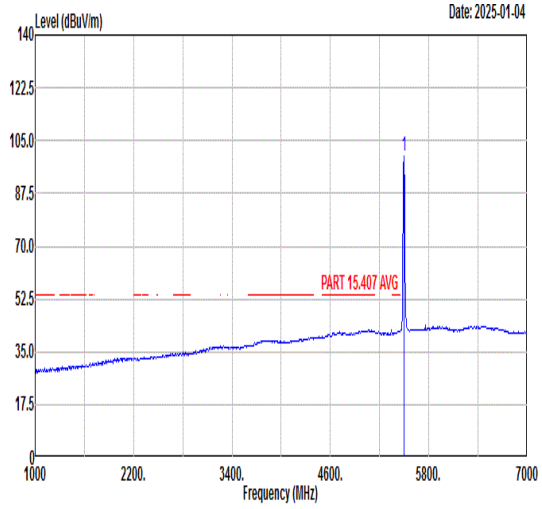 Freq Level Limit Line Margin (dB) Read Level Ant Factor Cable Loss Preamp Factor APos TPos Remark MHz dBuV/m dBuV/m dBuV dB/m dB dB cm deg 1 5500.00 99.68 ------ ------ 87.08 36.30 9.70 33.40 246 288 AVERAGE

Mode	29	
	Band Edge	
	U-NII-2C_5.47-5.725_802.11ax HE20_CH100_Partial RU106/53_5500MHz	
ANT	CDD 3+4	
Pol.	Vertical	Fundamental
Peak	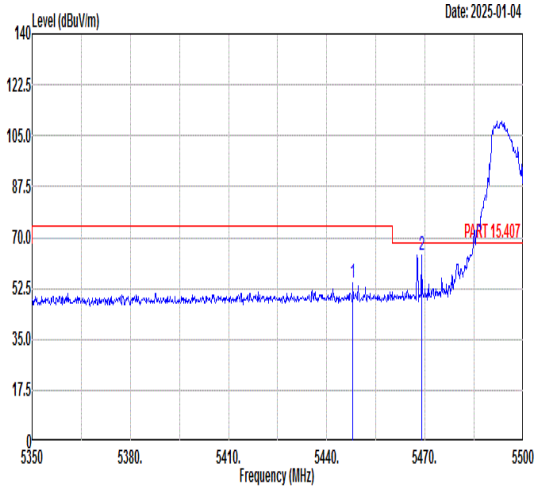 Freq Level Limit Line Margin (dB) Read Level Ant Factor Cable Loss Preamp Factor APos TPos Remark MHz dBuV/m dBuV/m dBuV dB/m dB dB cm deg 1 5447.95 54.56 74.00 -19.44 41.95 36.34 9.68 33.41 127 277 PEAK 2 5468.95 64.11 68.30 -4.19 51.51 36.32 9.69 33.41 127 277 PEAK	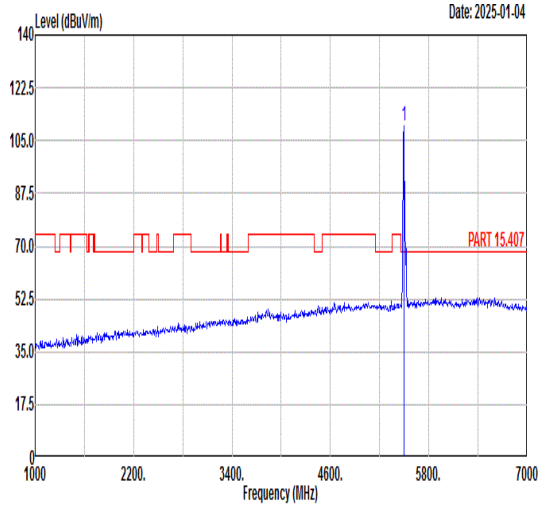 Freq Level Limit Line Margin (dB) Read Level Ant Factor Cable Loss Preamp Factor APos TPos Remark MHz dBuV/m dBuV/m dBuV dB/m dB dB cm deg 1 5500.00 109.65 ------ ------ 97.05 36.30 9.70 33.40 127 277 PEAK
Avg	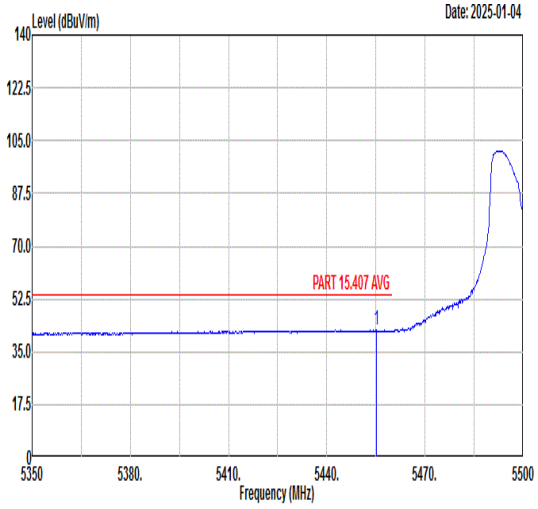 Freq Level Limit Line Margin (dB) Read Level Ant Factor Cable Loss Preamp Factor APos TPos Remark MHz dBuV/m dBuV/m dBuV dB/m dB dB cm deg 1 5455.15 42.21 54.00 -11.79 29.60 36.34 9.68 33.41 127 277 AVERAGE	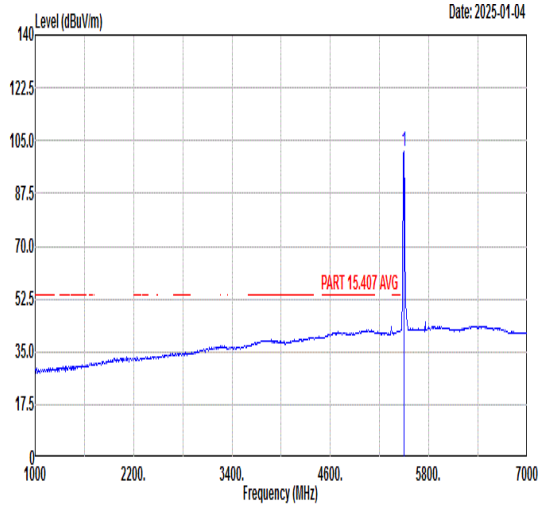 Freq Level Limit Line Margin (dB) Read Level Ant Factor Cable Loss Preamp Factor APos TPos Remark MHz dBuV/m dBuV/m dBuV dB/m dB dB cm deg 1 5500.00 101.65 ------ ------ 89.05 36.30 9.70 33.40 127 277 AVERAGE

Mode	30	
	Band Edge	
	U-NII-2C_5.47-5.725_802.11ax HE20_CH140_Partial RU106/54_5700MHz	
ANT	CDD 3+4	
Pol.	Horizontal	Fundamental
Peak	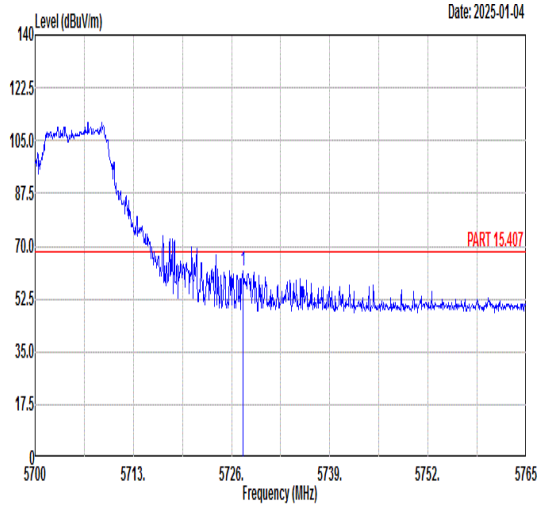 Freq Level Limit Line Margin (dB) Read Level Ant Factor Cable Loss Preamp Factor APos TPos Remark MHz dBuV/m dBuV/m dBuV dB/m dB dB cm deg 1 5727.50 62.07 68.30 -6.23 48.97 36.53 10.02 33.45 214 296 PEAK	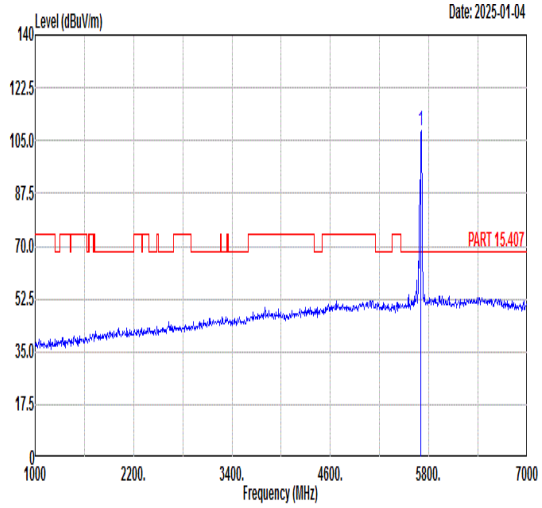 Freq Level Limit Line Margin (dB) Read Level Ant Factor Cable Loss Preamp Factor APos TPos Remark MHz dBuV/m dBuV/m dBuV dB/m dB dB cm deg 1 5700.00 108.37 ------ ------ 95.31 36.51 9.99 33.44 214 296 PEAK
Avg	Blank	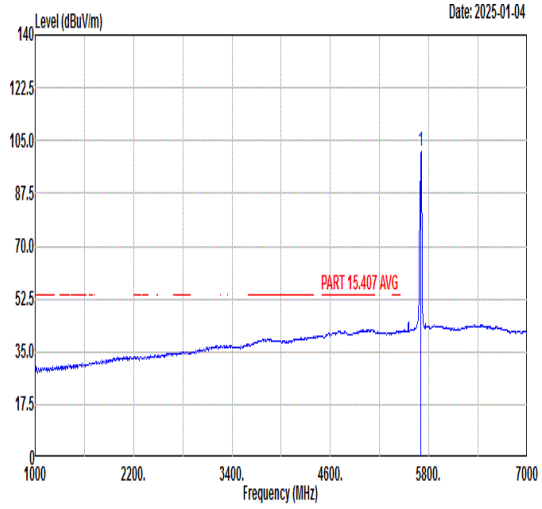 Freq Level Limit Line Margin (dB) Read Level Ant Factor Cable Loss Preamp Factor APos TPos Remark MHz dBuV/m dBuV/m dBuV dB/m dB dB cm deg 1 5700.00 101.31 ------ ------ 88.25 36.51 9.99 33.44 214 296 AVERAGE

Mode	30	
	Band Edge	
	U-NII-2C_5.47-5.725_802.11ax HE20_CH140_Partial RU106/54_5700MHz	
ANT	CDD 3+4	
Pol.	Vertical	Fundamental
Peak	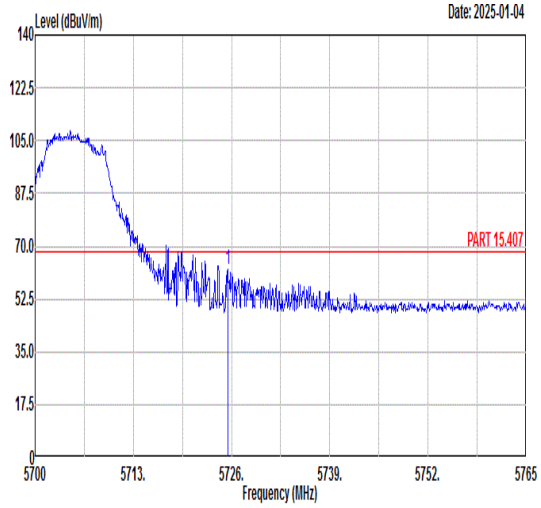 Freq Level Limit Line Margin (dB) Read Level Ant Factor Cable Loss Preamp Factor APos TPos Remark MHz dBuV/m dBuV/m dBuV dB/m dB dB cm deg 1 5725.48 62.57 68.30 -5.73 49.47 36.53 10.02 33.45 100 284 PEAK	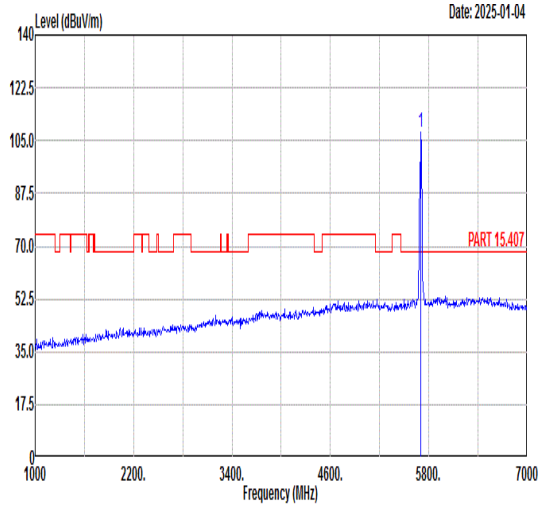 Freq Level Limit Line Margin (dB) Read Level Ant Factor Cable Loss Preamp Factor APos TPos Remark MHz dBuV/m dBuV/m dBuV dB/m dB dB cm deg 1 5700.00 108.00 ------ ------ 94.97 36.50 9.97 33.44 100 284 PEAK
Avg	Blank	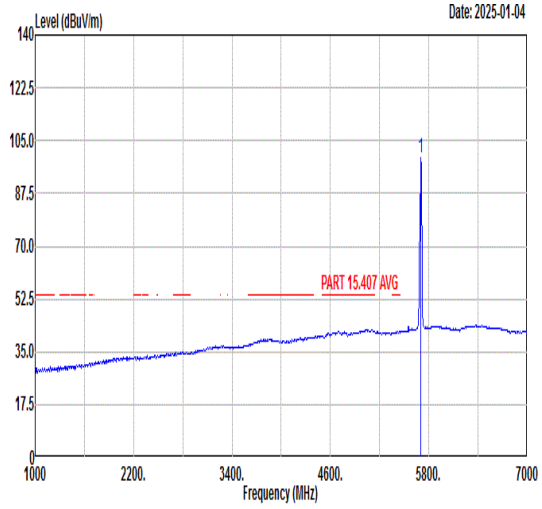 Freq Level Limit Line Margin (dB) Read Level Ant Factor Cable Loss Preamp Factor APos TPos Remark MHz dBuV/m dBuV/m dBuV dB/m dB dB cm deg 1 5700.00 99.57 ------ ------ 86.54 36.50 9.97 33.44 100 284 AVERAGE

Mode	31	
	Band Edge - L	
	U-NII-1_5.15-5.25_802.11ax HE40_CH38_Full RU_5190MHz	
ANT	CDD 3+4	
Pol.	Horizontal	Fundamental
Peak	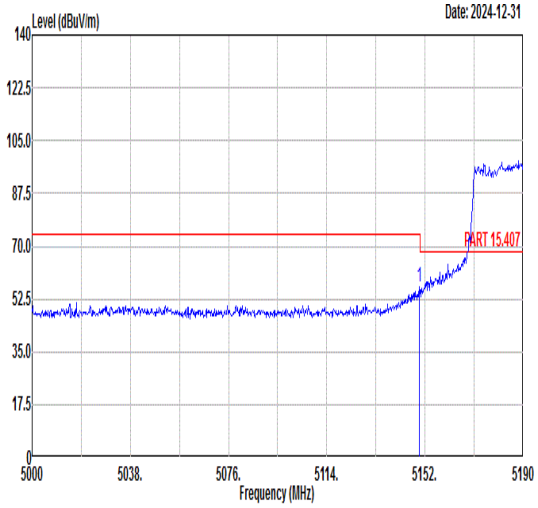 Freq Level Limit Line Margin (dB) Read Level Ant Factor Cable Loss Preamp Factor APos TPos Remark MHz dBuV/m dBuV/m dBuV dB/m dB dB cm deg 1 5149.91 56.50 74.00 -17.50 44.85 36.58 8.54 33.47 400 295 PEAK	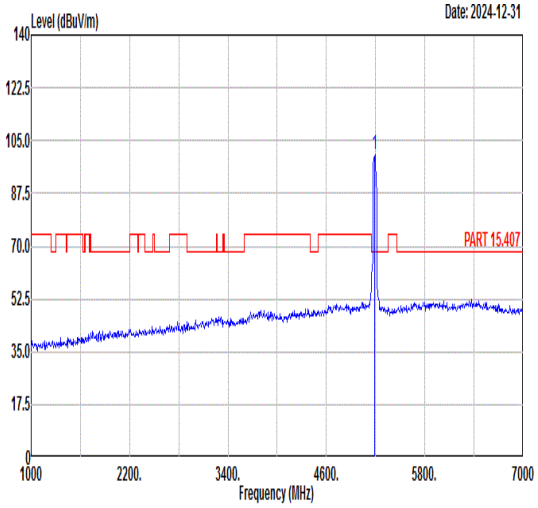 Freq Level Limit Line Margin (dB) Read Level Ant Factor Cable Loss Preamp Factor APos TPos Remark MHz dBuV/m dBuV/m dBuV dB/m dB dB cm deg 1 5190.00 100.49 ------ ------ 88.79 36.54 8.62 33.46 400 295 PEAK
Avg	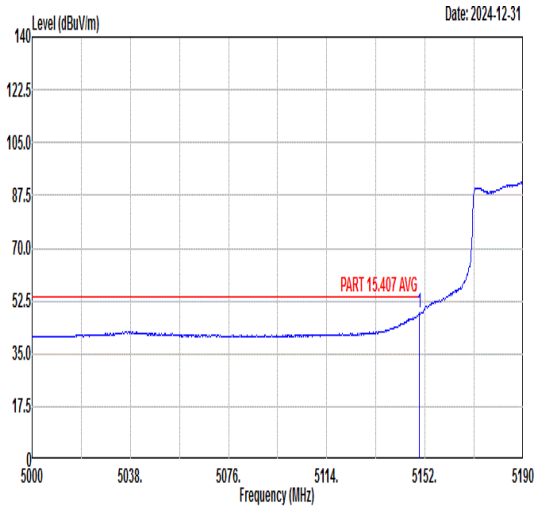 Freq Level Limit Line Margin (dB) Read Level Ant Factor Cable Loss Preamp Factor APos TPos Remark MHz dBuV/m dBuV/m dBuV dB/m dB dB cm deg 1 5149.91 48.42 54.00 -5.58 36.77 36.58 8.54 33.47 400 295 AVERAGE	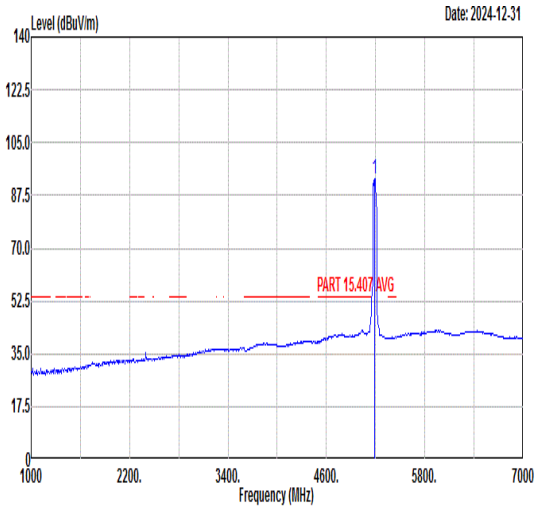 Freq Level Limit Line Margin (dB) Read Level Ant Factor Cable Loss Preamp Factor APos TPos Remark MHz dBuV/m dBuV/m dBuV dB/m dB dB cm deg 1 5190.00 93.24 ------ ------ 81.54 36.54 8.62 33.46 400 295 AVERAGE

Mode	31	
	Band Edge - R	
	U-NII-1_5.15-5.25_802.11ax HE40_CH38_Full RU_5190MHz	
ANT	CDD 3+4	
Pol.	Horizontal	Fundamental
Peak	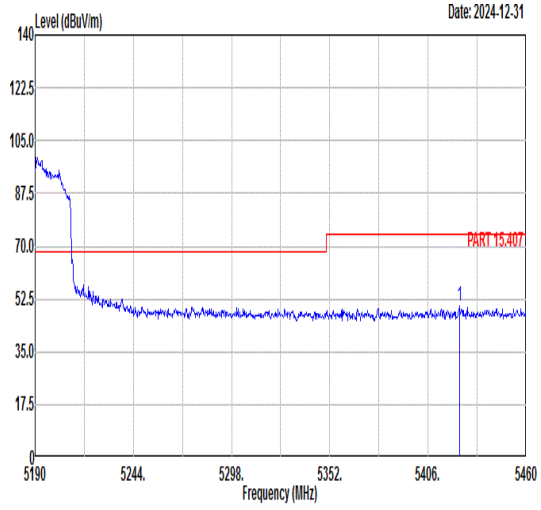 Freq Level Limit Line Margin (dB) Read Level Ant Factor Cable Loss Preamp Factor APos TPos Remark MHz dBuV/m dBuV/m dBuV dB/m dB dB cm deg 1 5423.28 50.41 74.00 -23.59 37.80 36.36 9.67 33.42 400 295 PEAK	Blank
Avg	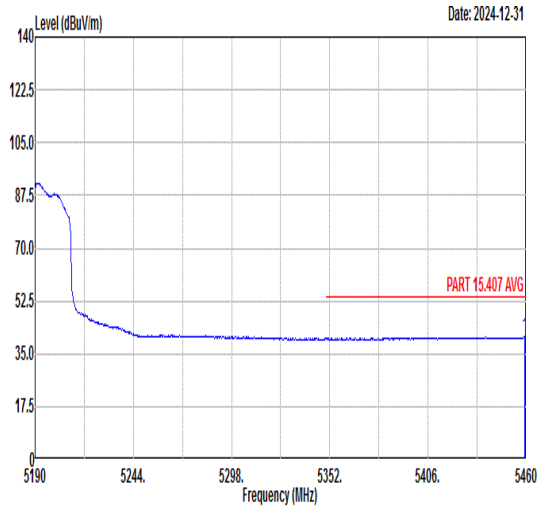 Freq Level Limit Line Margin (dB) Read Level Ant Factor Cable Loss Preamp Factor APos TPos Remark MHz dBuV/m dBuV/m dBuV dB/m dB dB cm deg 1 5459.19 40.51 54.00 -13.49 27.90 36.33 9.69 33.41 400 295 AVERAGE	Blank

Mode	31	
	Band Edge - L	
	U-NII-1_5.15-5.25_802.11ax HE40_CH38_Full RU_5190MHz	
ANT	CDD 3+4	
Pol.	Vertical	Fundamental
Peak	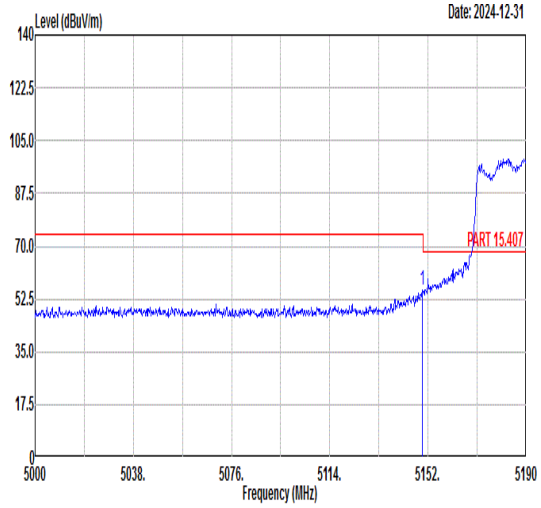 Freq Level Limit Line Margin (dB) Read Level Ant Factor Cable Loss Preamp Factor APos TPos Remark MHz dBuV/m dBuV/m dBuV dB/m dB dB cm deg 1 5149.91 55.37 74.00 -18.63 43.72 36.58 8.54 33.47 200 276 PEAK	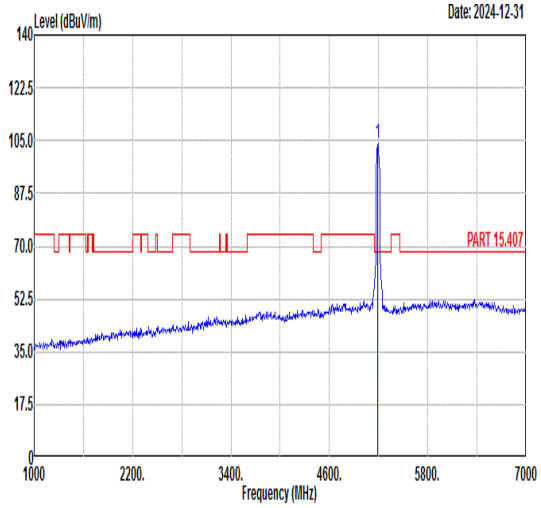 Freq Level Limit Line Margin (dB) Read Level Ant Factor Cable Loss Preamp Factor APos TPos Remark MHz dBuV/m dBuV/m dBuV dB/m dB dB cm deg 1 5190.00 103.97 ------ ------ 92.27 36.54 8.62 33.46 200 276 PEAK
Avg	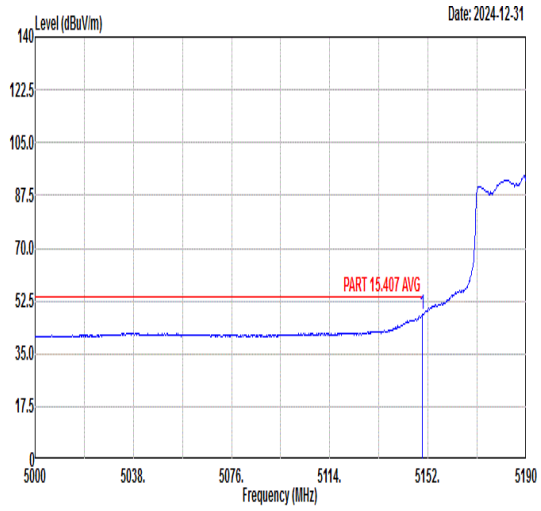 Freq Level Limit Line Margin (dB) Read Level Ant Factor Cable Loss Preamp Factor APos TPos Remark MHz dBuV/m dBuV/m dBuV dB/m dB dB cm deg 1 5149.72 48.09 54.00 -5.91 36.44 36.58 8.54 33.47 200 276 AVERAGE	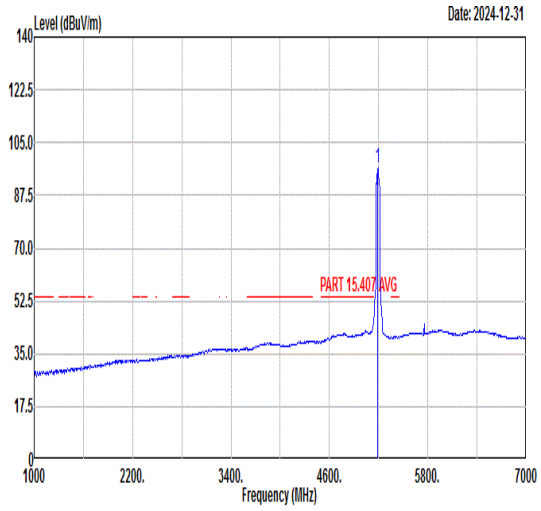 Freq Level Limit Line Margin (dB) Read Level Ant Factor Cable Loss Preamp Factor APos TPos Remark MHz dBuV/m dBuV/m dBuV dB/m dB dB cm deg 1 5190.00 96.43 ------ ------ 84.73 36.54 8.62 33.46 200 276 AVERAGE

Mode	31	
	Band Edge - R	
	U-NII-1_5.15-5.25_802.11ax HE40_CH38_Full RU_5190MHz	
ANT	CDD 3+4	
Pol.	Vertical	Fundamental
Peak	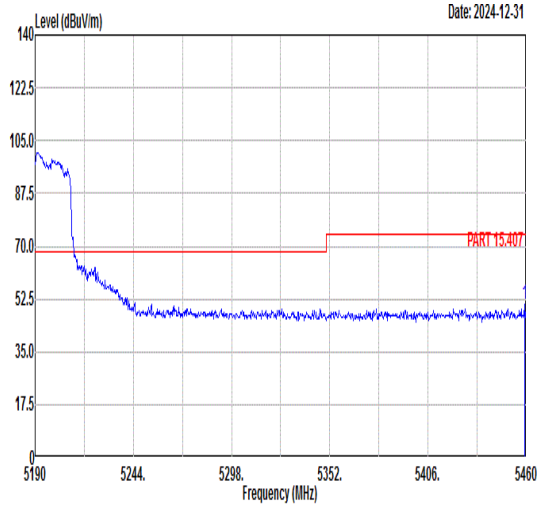 Freq Level Limit Line Margin (dB) Read Level Ant Factor Cable Loss Preamp Factor APos TPos Remark MHz dBuV/m dBuV/m dBuV dB/m dB dB cm deg 1 5459.19 50.96 74.00 -23.04 38.35 36.33 9.69 33.41 200 276 PEAK	Blank
Avg	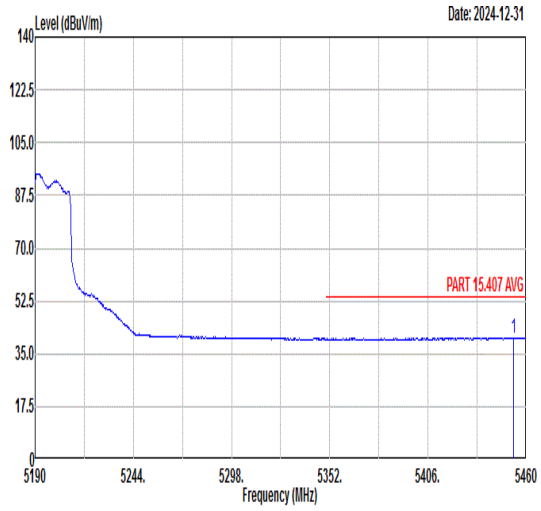 Freq Level Limit Line Margin (dB) Read Level Ant Factor Cable Loss Preamp Factor APos TPos Remark MHz dBuV/m dBuV/m dBuV dB/m dB dB cm deg 1 5452.98 40.28 54.00 -13.72 27.67 36.34 9.68 33.41 200 276 AVERAGE	Blank

Mode	31	
	Harmonic	
	U-NII-1_5.15-5.25_802.11ax HE40_CH38_Full RU_5190MHz	
ANT	CDD 3+4	
Pol.	Horizontal	Vertical
Peak Avg	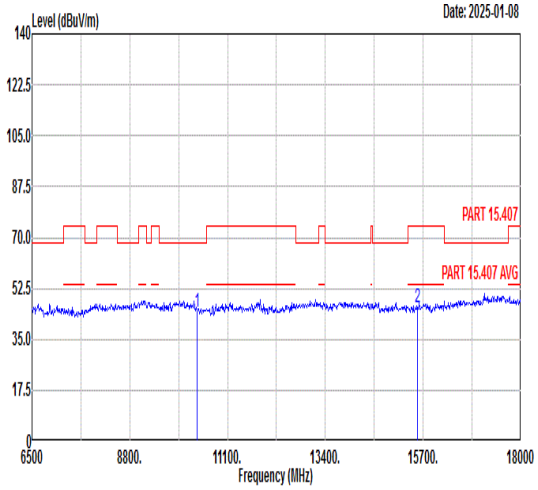 Freq Level Limit Line Margin Read Level Ant Factor Cable Loss Preamp Factor APos TPos Remark MHz dBuV/m dBuV/m dB dBuV dB/m dB dB cm deg 1 10380.00 44.48 68.30 -23.82 57.67 38.48 12.08 63.75 --- --- Peak 2 15570.00 45.84 74.00 -28.16 54.30 41.34 14.60 64.40 --- --- Peak	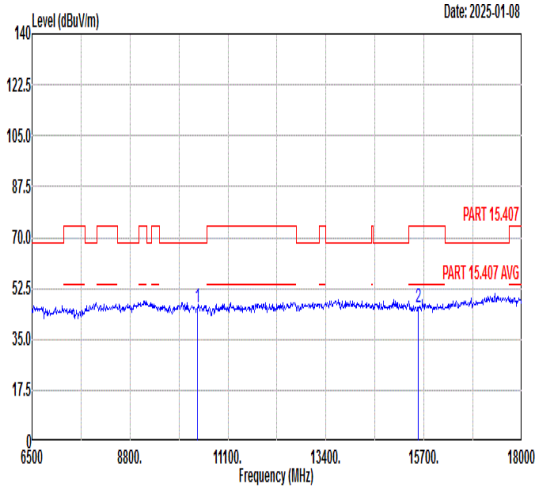 Freq Level Limit Line Margin Read Level Ant Factor Cable Loss Preamp Factor APos TPos Remark MHz dBuV/m dBuV/m dB dBuV dB/m dB dB cm deg 1 10380.00 45.76 68.30 -22.54 58.95 38.48 12.08 63.75 --- --- Peak 2 15570.00 46.21 74.00 -27.79 54.67 41.34 14.60 64.40 --- --- Peak

Mode	32	
	Harmonic	
	U-NII-1_5.15-5.25_802.11ax HE40_CH46_Full RU_5230MHz	
ANT	CDD 3+4	
Pol.	Horizontal	Vertical
Peak Avg	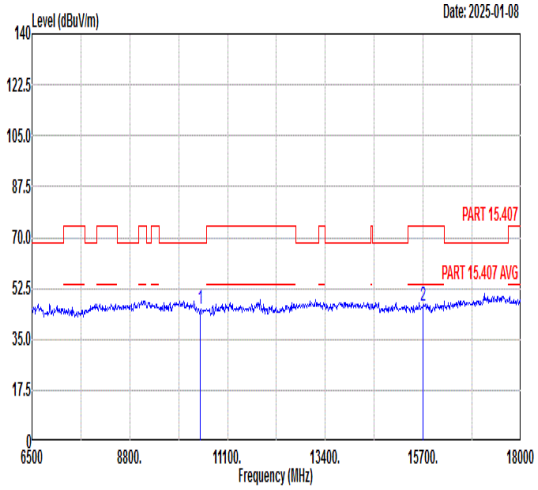 Freq Level Limit Line Margin Read Level Ant Factor Cable Loss Preamp Factor APos TPos Remark MHz dBuV/m dBuV/m dB dBuV dB/m dB dB cm deg 1 10460.00 45.62 68.30 -22.68 58.72 38.49 12.13 63.72 --- --- Peak 2 15690.00 46.68 74.00 -27.32 55.10 41.41 14.65 64.48 --- --- Peak	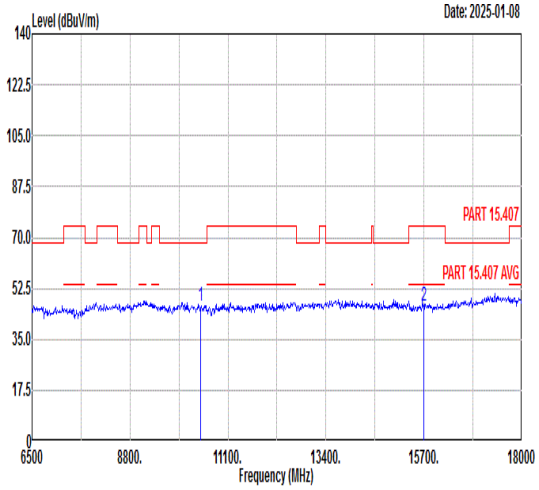 Freq Level Limit Line Margin Read Level Ant Factor Cable Loss Preamp Factor APos TPos Remark MHz dBuV/m dBuV/m dB dBuV dB/m dB dB cm deg 1 10460.00 46.47 68.30 -21.83 59.57 38.49 12.13 63.72 --- --- Peak 2 15690.00 46.54 74.00 -27.46 54.96 41.41 14.65 64.48 --- --- Peak

Mode	33	
	Harmonic	
	U-NII-2A_5.25-5.35_802.11ax HE40_CH54_Full RU_5270MHz	
ANT	CDD 3+4	
Pol.	Horizontal	Vertical
Peak Avg	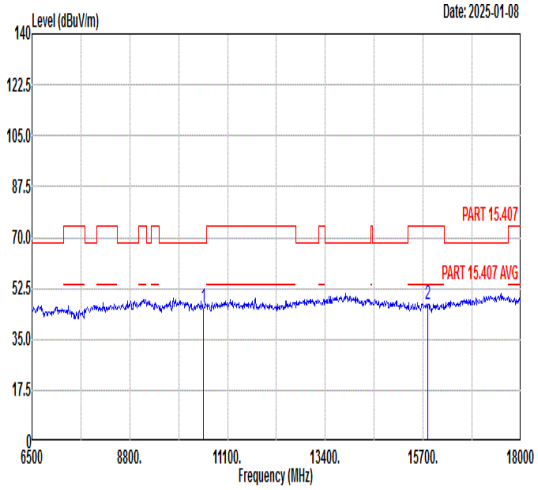 Freq Level Limit Line Margin Read Level Ant Factor Cable Loss Preamp Factor APos TPos Remark MHz dBuV/m dBuV/m dB dBuV dB/m dB dB cm deg 1 10540.00 45.81 68.30 -22.49 58.79 38.51 12.19 63.68 --- --- Peak 2 15810.00 46.91 74.00 -27.09 55.28 41.49 14.71 64.57 --- --- Peak	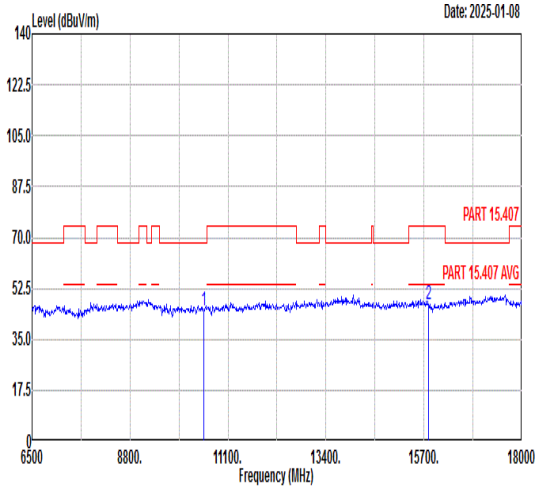 Freq Level Limit Line Margin Read Level Ant Factor Cable Loss Preamp Factor APos TPos Remark MHz dBuV/m dBuV/m dB dBuV dB/m dB dB cm deg 1 10540.00 45.15 68.30 -23.15 58.13 38.51 12.19 63.68 --- --- Peak 2 15810.00 47.13 74.00 -26.87 55.50 41.49 14.71 64.57 --- --- Peak

Mode	34	
	Band Edge - L	
	U-NII-2A_5.25-5.35_802.11ax HE40_CH62_Full RU_5310MHz	
ANT	CDD 3+4	
Pol.	Horizontal	Fundamental
Peak	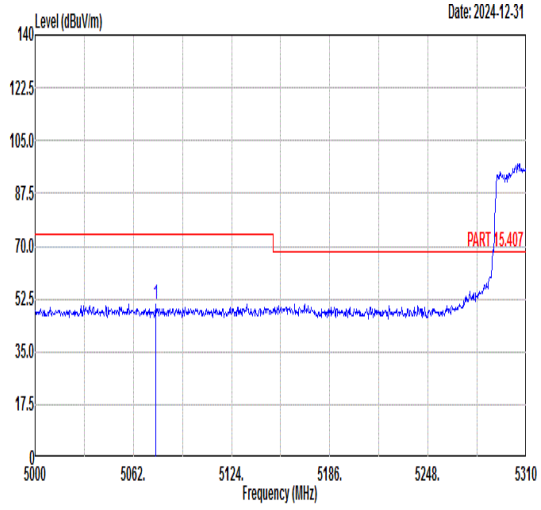 Freq Level Limit Line Margin Read Level Ant Factor Cable Loss Preamp Factor APos TPos Remark MHz dBuV/m dBuV/m dB dBuV dB/m dB dB cm deg 1 5076.26 50.65 74.00 -23.35 39.09 36.64 8.40 33.48 300 285 PEAK	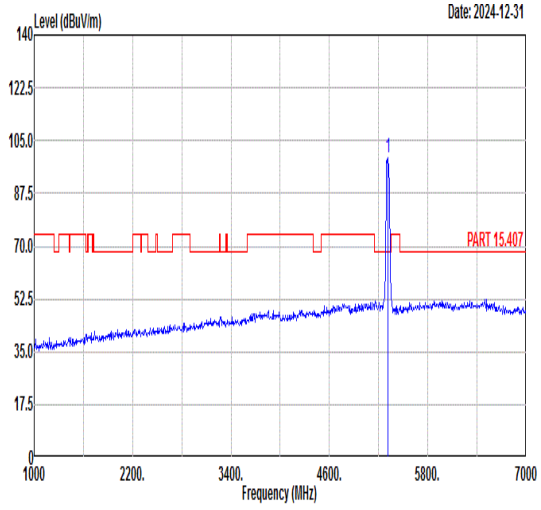 Freq Level Limit Line Margin Read Level Ant Factor Cable Loss Preamp Factor APos TPos Remark MHz dBuV/m dBuV/m dB dBuV dB/m dB dB cm deg 1 5310.00 99.47 ------ ------ 87.28 36.45 9.18 33.44 300 285 PEAK
Avg	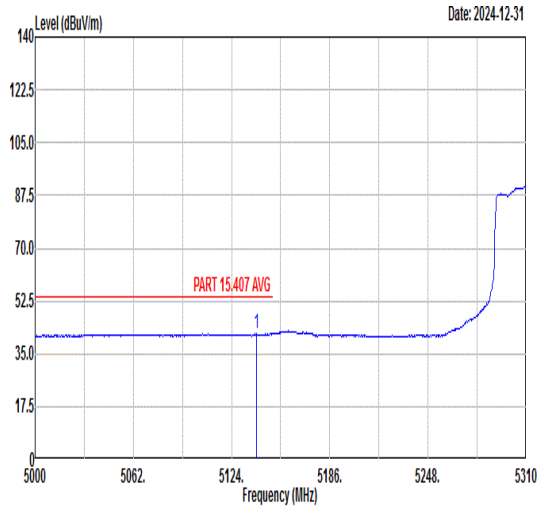 Freq Level Limit Line Margin Read Level Ant Factor Cable Loss Preamp Factor APos TPos Remark MHz dBuV/m dBuV/m dB dBuV dB/m dB dB cm deg 1 5139.81 41.61 54.00 -12.39 29.97 36.59 8.52 33.47 300 285 AVERAGE	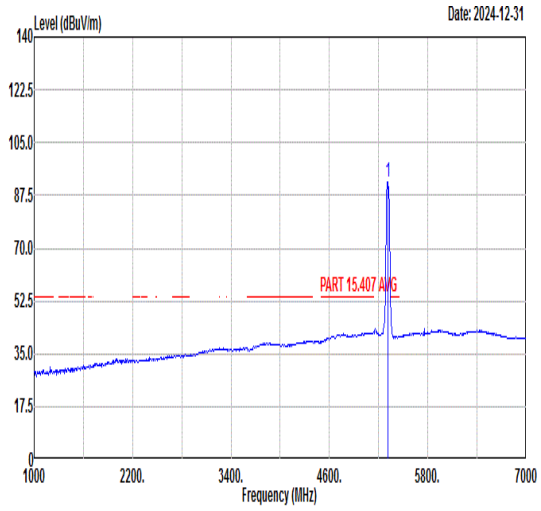 Freq Level Limit Line Margin Read Level Ant Factor Cable Loss Preamp Factor APos TPos Remark MHz dBuV/m dBuV/m dB dBuV dB/m dB dB cm deg 1 5310.00 92.15 ------ ------ 79.96 36.45 9.18 33.44 300 285 AVERAGE

Mode	34	
	Band Edge - R	
	U-NII-2A_5.25-5.35_802.11ax HE40_CH62_Full RU_5310MHz	
ANT	CDD 3+4	
Pol.	Horizontal	Fundamental
Peak	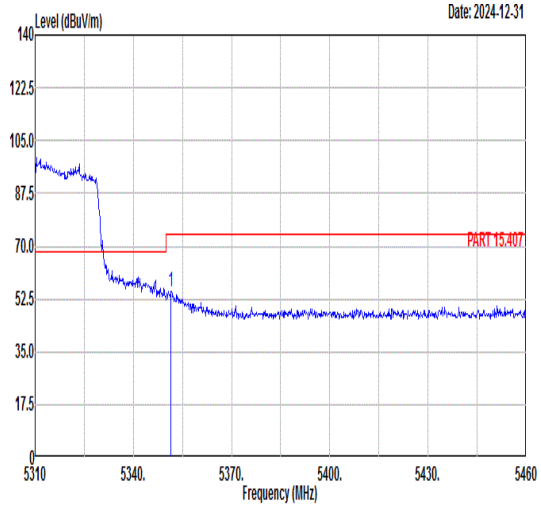 Freq Level Limit Line Margin Read Level Ant Factor Cable Loss Preamp Factor APos TPos Remark MHz dBuV/m dBuV/m dB dBuV dB/m dB dB cm deg 1 5351.55 55.15 74.00 -18.85 42.79 36.42 9.37 33.43 300 285 PEAK	Blank
Avg	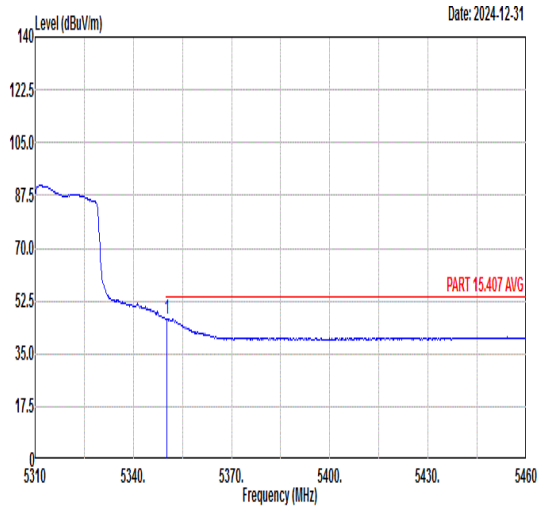 Freq Level Limit Line Margin Read Level Ant Factor Cable Loss Preamp Factor APos TPos Remark MHz dBuV/m dBuV/m dB dBuV dB/m dB dB cm deg 1 5350.20 46.63 54.00 -7.37 34.27 36.42 9.37 33.43 300 285 AVERAGE	Blank

Mode	34	
	Band Edge - L	
	U-NII-2A_5.25-5.35_802.11ax HE40_CH62_Full RU_5310MHz	
ANT	CDD 3+4	
Pol.	Vertical	Fundamental
Peak	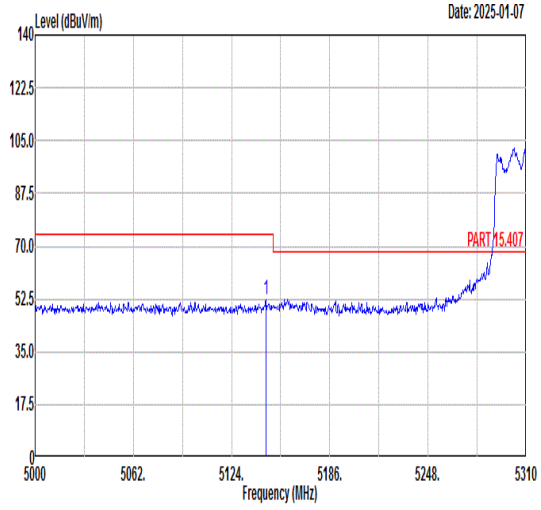 Freq Level Limit Line Margin Read Level Ant Factor Cable Loss Preamp Factor APos TPos Remark MHz dBuV/m dBuV/m dB dBuV dB/m dB dB cm deg 1 5145.70 52.08 74.00 -21.92 40.44 36.58 8.53 33.47 178 278 PEAK	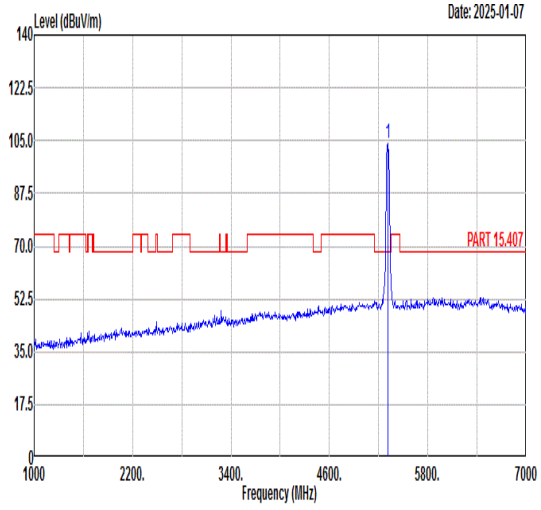 Freq Level Limit Line Margin Read Level Ant Factor Cable Loss Preamp Factor APos TPos Remark MHz dBuV/m dBuV/m dB dBuV dB/m dB dB cm deg 1 5310.00 103.99 ------ ------ 91.80 36.45 9.18 33.44 178 278 PEAK
Avg	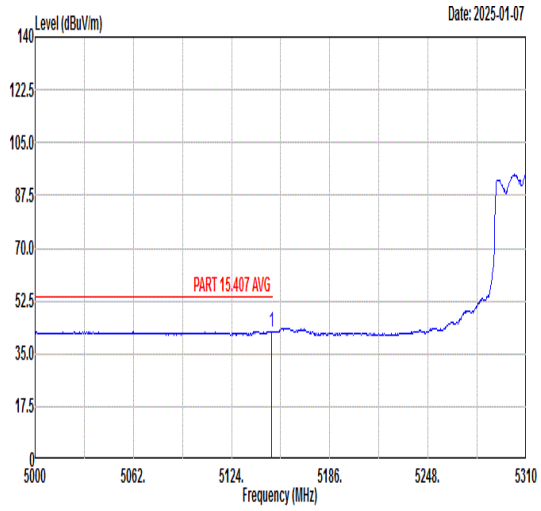 Freq Level Limit Line Margin Read Level Ant Factor Cable Loss Preamp Factor APos TPos Remark MHz dBuV/m dBuV/m dB dBuV dB/m dB dB cm deg 1 5149.11 42.51 54.00 -11.49 30.87 36.58 8.53 33.47 178 278 AVERAGE	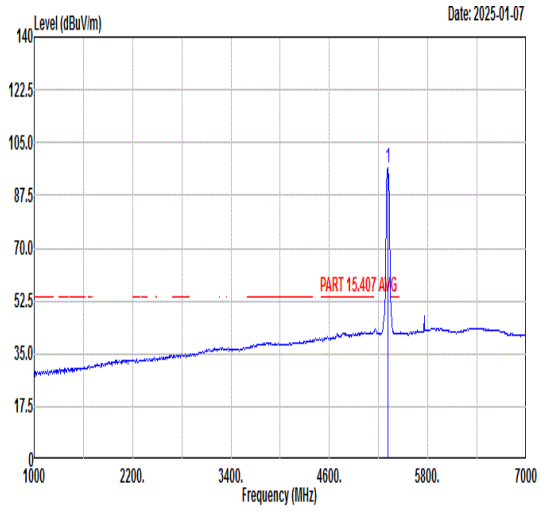 Freq Level Limit Line Margin Read Level Ant Factor Cable Loss Preamp Factor APos TPos Remark MHz dBuV/m dBuV/m dB dBuV dB/m dB dB cm deg 1 5310.00 96.47 ------ ------ 84.28 36.45 9.18 33.44 178 278 AVERAGE

Mode	34	
	Band Edge - R	
	U-NII-2A_5.25-5.35_802.11ax HE40_CH62_Full RU_5310MHz	
ANT	CDD 3+4	
Pol.	Vertical	Fundamental
Peak	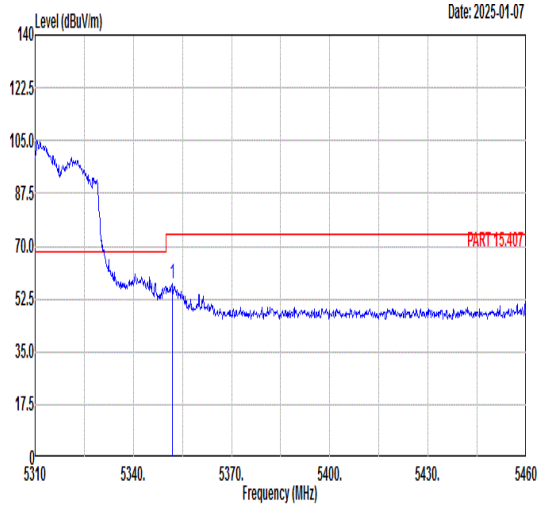 Freq Level Limit Line Margin Read Level Ant Factor Cable Loss Preamp Factor APos TPos Remark MHz dBuV/m dBuV/m dB dBuV dB/m dB dB cm deg 1 5351.85 57.43 74.00 -16.57 45.07 36.42 9.37 33.43 178 278 PEAK	Blank
Avg	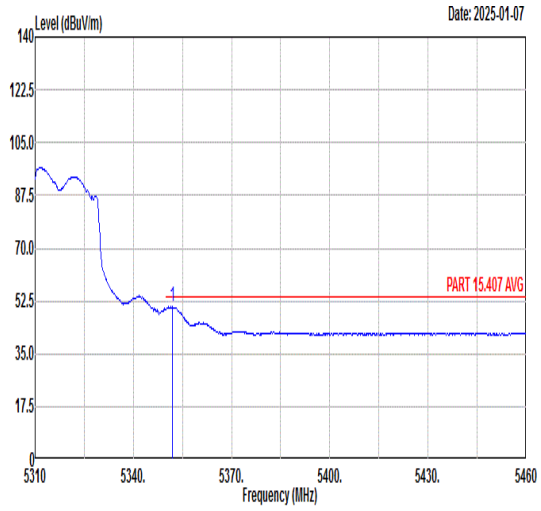 Freq Level Limit Line Margin Read Level Ant Factor Cable Loss Preamp Factor APos TPos Remark MHz dBuV/m dBuV/m dB dBuV dB/m dB dB cm deg 1 5351.85 50.59 54.00 -3.41 38.23 36.42 9.37 33.43 178 278 AVERAGE	Blank

Mode	34	
	Harmonic	
	U-NII-2A_5.25-5.35_802.11ax HE40_CH62_Full RU_5310MHz	
ANT	CDD 3+4	
Pol.	Horizontal	Vertical
Peak Avg	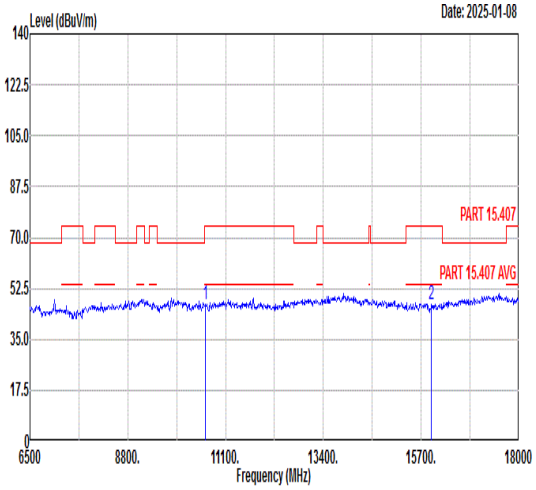 Freq Level Limit Line Margin Read Level Ant Factor Cable Loss Preamp Factor APos TPos Remark MHz dBuV/m dBuV/m dB dBuV dB/m dB dB cm deg 1 10620.00 47.09 74.00 -26.91 59.97 38.52 12.25 63.65 --- --- Peak 2 15930.00 46.91 74.00 -27.09 55.24 41.56 14.76 64.65 --- --- Peak	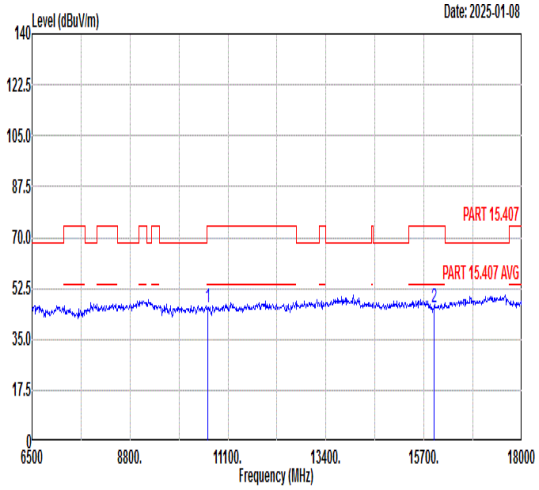 Freq Level Limit Line Margin Read Level Ant Factor Cable Loss Preamp Factor APos TPos Remark MHz dBuV/m dBuV/m dB dBuV dB/m dB dB cm deg 1 10620.00 45.91 74.00 -28.09 58.79 38.52 12.25 63.65 --- --- Peak 2 15930.00 46.18 74.00 -27.82 54.51 41.56 14.76 64.65 --- --- Peak

Mode	35	
	Band Edge - L	
	U-NII-2C_5.47-5.725_802.11ax HE40_CH102_Full RU_5510MHz	
ANT	CDD 3+4	
Pol.	Horizontal	Fundamental
Peak	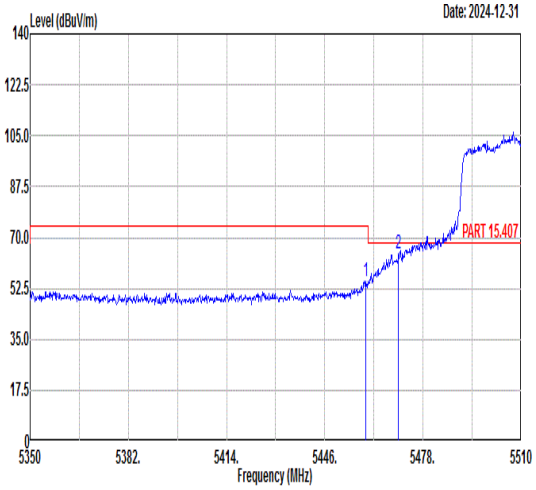 Freq Level Limit Line Margin (dB) Read Level Ant Factor Cable Loss Preamp Factor APos TPos Remark MHz dBuV/m dBuV/m dBuV dB/m dB dB cm deg 1 5459.28 55.04 74.00 -18.96 42.43 36.33 9.69 33.41 245 298 PEAK 2 5470.00 64.34 68.30 -3.96 51.74 36.32 9.69 33.41 245 298 PEAK	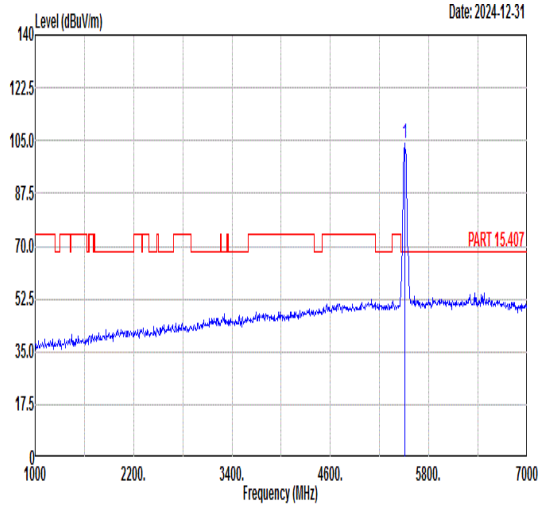 Freq Level Limit Line Margin (dB) Read Level Ant Factor Cable Loss Preamp Factor APos TPos Remark MHz dBuV/m dBuV/m dBuV dB/m dB dB cm deg 1 5510.00 103.95 ------ ------ 91.33 36.31 9.71 33.40 245 298 PEAK
Avg	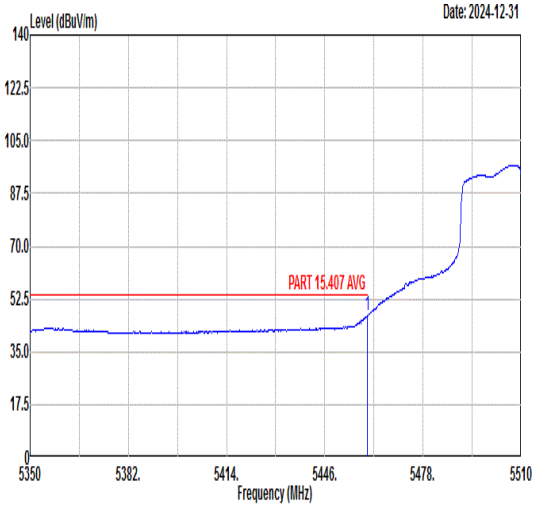 Freq Level Limit Line Margin (dB) Read Level Ant Factor Cable Loss Preamp Factor APos TPos Remark MHz dBuV/m dBuV/m dBuV dB/m dB dB cm deg 1 5459.92 46.80 54.00 -7.20 34.19 36.33 9.69 33.41 245 298 AVERAGE	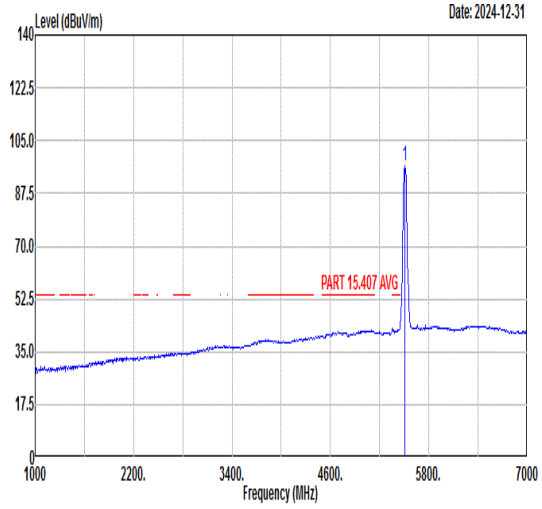 Freq Level Limit Line Margin (dB) Read Level Ant Factor Cable Loss Preamp Factor APos TPos Remark MHz dBuV/m dBuV/m dBuV dB/m dB dB cm deg 1 5510.00 96.58 ------ ------ 83.96 36.31 9.71 33.40 245 298 AVERAGE

Mode	35	
	Band Edge - R	
	U-NII-2C_5.47-5.725_802.11ax HE40_CH102_Full RU_5510MHz	
ANT	CDD 3+4	
Pol.	Horizontal	Fundamental
Peak	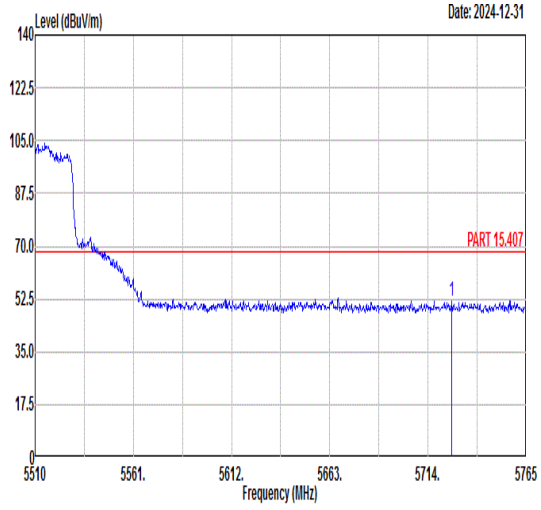 Freq Level Limit Line Margin (dB) Read Level Ant Factor Cable Loss Preamp Factor APos TPos Remark MHz dBuV/m dBuV/m dBuV dB/m dB dB cm deg 1 5726.24 51.69 68.30 -16.61 38.59 36.53 10.02 33.45 245 298 PEAK	Blank

Mode	35	
	Band Edge - L	
	U-NII-2C_5.47-5.725_802.11ax HE40_CH102_Full RU_5510MHz	
ANT	CDD 3+4	
Pol.	Vertical	Fundamental
Peak	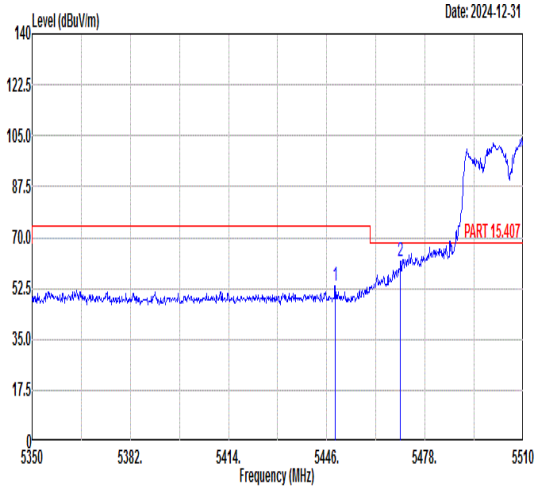 Freq Level Limit Line Margin (dB) Read Level Ant Factor Cable Loss Preamp Factor APos TPos Remark MHz dBuV/m dBuV/m dBuV dB/m dB dB cm deg 1 5448.72 53.37 74.00 -20.63 40.76 36.34 9.68 33.41 100 288 PEAK 2 5470.00 61.75 68.30 -6.55 49.15 36.32 9.69 33.41 100 288 PEAK	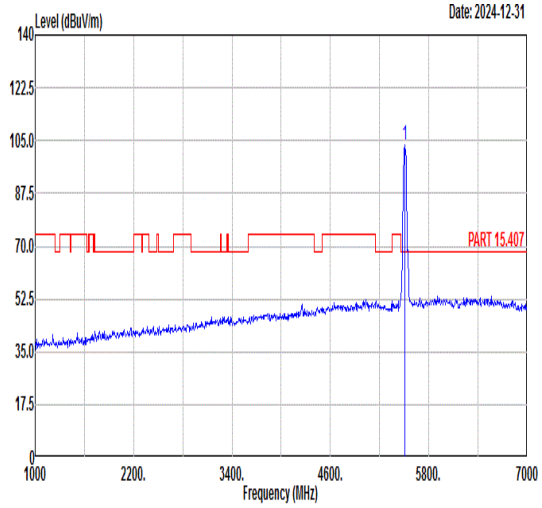 Freq Level Limit Line Margin (dB) Read Level Ant Factor Cable Loss Preamp Factor APos TPos Remark MHz dBuV/m dBuV/m dBuV dB/m dB dB cm deg 1 5510.00 103.43 ------ ------ 90.81 36.31 9.71 33.40 100 288 PEAK
Avg	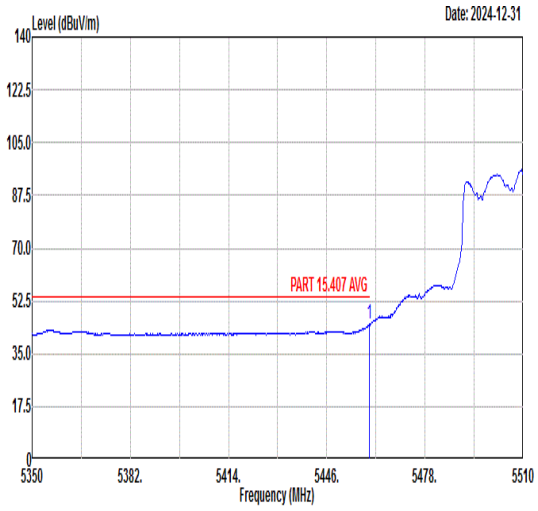 Freq Level Limit Line Margin (dB) Read Level Ant Factor Cable Loss Preamp Factor APos TPos Remark MHz dBuV/m dBuV/m dBuV dB/m dB dB cm deg 1 5459.92 44.72 54.00 -9.28 32.11 36.33 9.69 33.41 100 288 AVERAGE	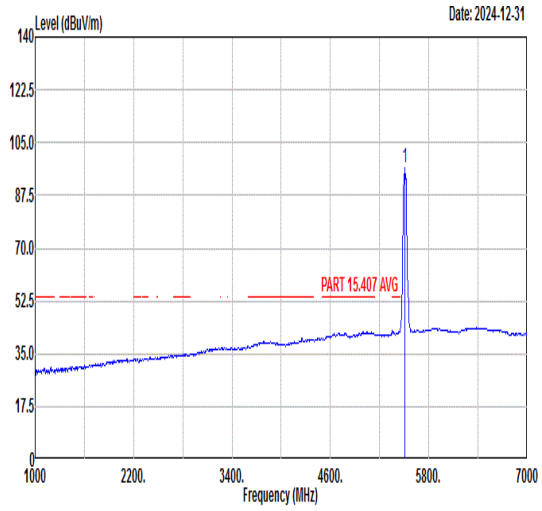 Freq Level Limit Line Margin (dB) Read Level Ant Factor Cable Loss Preamp Factor APos TPos Remark MHz dBuV/m dBuV/m dBuV dB/m dB dB cm deg 1 5510.00 96.69 ------ ------ 84.07 36.31 9.71 33.40 100 288 AVERAGE

Mode	35	
	Band Edge - R	
	U-NII-2C_5.47-5.725_802.11ax HE40_CH102_Full RU_5510MHz	
ANT	CDD 3+4	
Pol.	Vertical	Fundamental
Peak	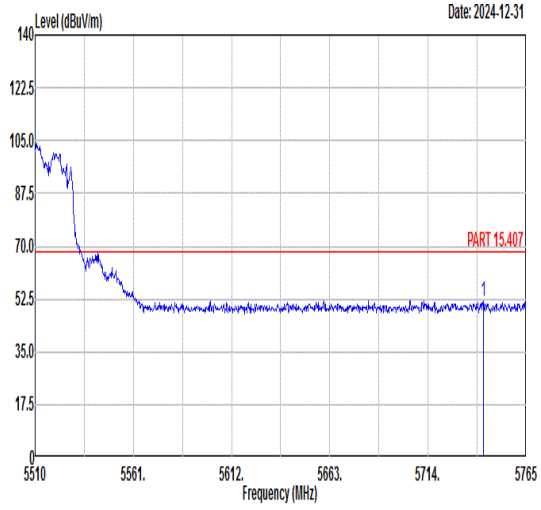 Freq Level Limit Line Margin (dB) Read Level Ant Factor Cable Loss Preamp Factor APos TPos Remark MHz dBuV/m dBuV/m dBuV dB/m dB dB cm deg 1 5742.82 51.84 68.30 -16.46 38.69 36.54 10.06 33.45 100 288 PEAK	Blank

Mode	35	
	Harmonic	
	U-NII-2C_5.47-5.725_802.11ax HE40_CH102_Full RU_5510MHz	
ANT	CDD 3+4	
Pol.	Horizontal	Vertical
Peak Avg	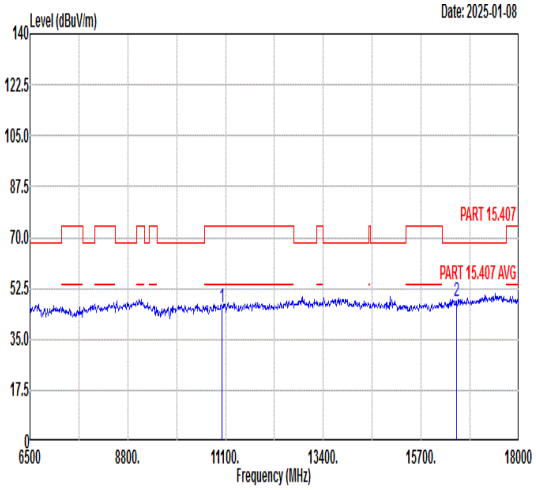 Freq Level Limit Line Margin Read Level Ant Factor Cable Loss Preamp Factor APos TPos Remark MHz dBuV/m dBuV/m dB dBuV dB/m dB dB cm deg 1 11020.00 46.22 74.00 -27.78 58.57 38.62 12.54 63.51 --- --- Peak 2 16530.00 47.97 68.30 -20.33 55.56 41.97 15.19 64.75 --- --- Peak	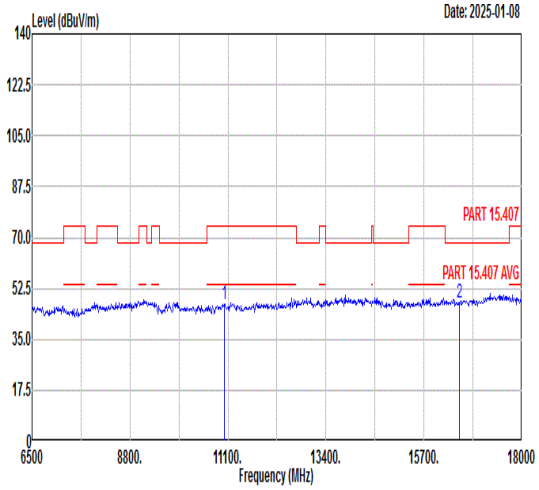 Freq Level Limit Line Margin Read Level Ant Factor Cable Loss Preamp Factor APos TPos Remark MHz dBuV/m dBuV/m dB dBuV dB/m dB dB cm deg 1 11020.00 47.01 74.00 -26.99 59.36 38.62 12.54 63.51 --- --- Peak 2 16530.00 47.68 68.30 -20.62 55.27 41.97 15.19 64.75 --- --- Peak

Mode	36	
	Harmonic	
	U-NII-2C_5.47-5.725_802.11ax HE40_CH110_Full RU_5550MHz	
ANT	CDD 3+4	
Pol.	Horizontal	Vertical
Peak Avg	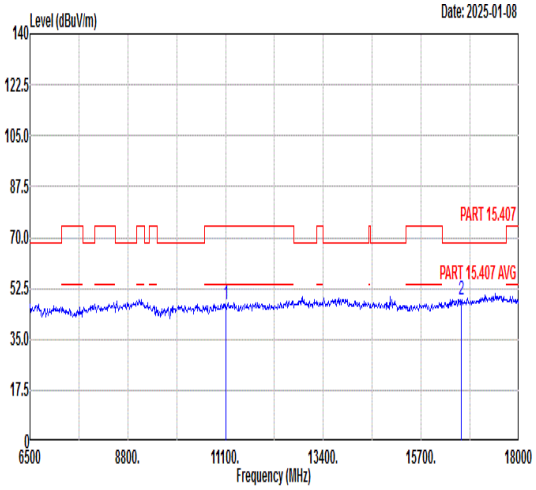 Freq Level Limit Line Margin Read Level Ant Factor Cable Loss Preamp Factor APos TPos Remark MHz dBuV/m dBuV/m dB dBuV dB/m dB dB cm deg 1 11100.00 46.82 74.00 -27.18 59.08 38.72 12.59 63.57 --- --- Peak 2 16650.00 48.42 68.30 -19.88 55.84 42.06 15.28 64.76 --- --- Peak	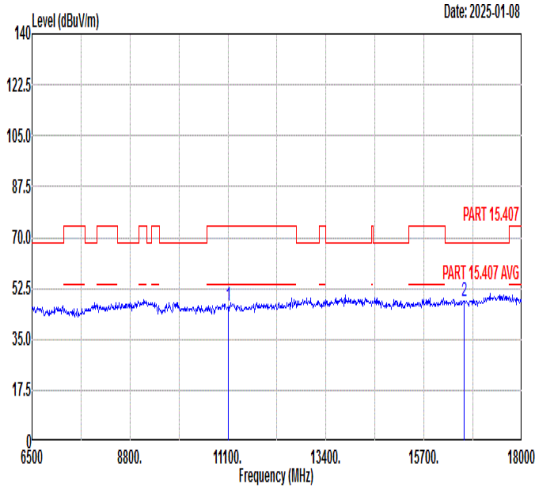 Freq Level Limit Line Margin Read Level Ant Factor Cable Loss Preamp Factor APos TPos Remark MHz dBuV/m dBuV/m dB dBuV dB/m dB dB cm deg 1 11100.00 46.41 74.00 -27.59 58.67 38.72 12.59 63.57 --- --- Peak 2 16650.00 48.25 68.30 -20.05 55.67 42.06 15.28 64.76 --- --- Peak

Mode	37	
	Band Edge - L	
	U-NII-2C_5.47-5.725_802.11ax HE40_CH134_Full RU_5670MHz	
ANT	CDD 3+4	
Pol.	Horizontal	Fundamental
Peak	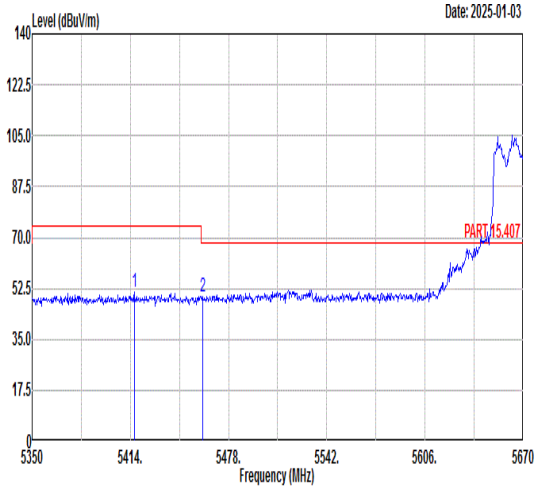 Freq Level Limit Line Margin (dB) Read Level Ant Factor Cable Loss Preamp Factor APos TPos Remark MHz dBuV/m dBuV/m dBuV dB/m dB dB cm deg 1 5416.56 51.43 74.00 -22.57 38.82 36.37 9.66 33.42 100 126 PEAK 2 5461.36 49.66 68.30 -18.64 37.05 36.33 9.69 33.41 100 126 PEAK	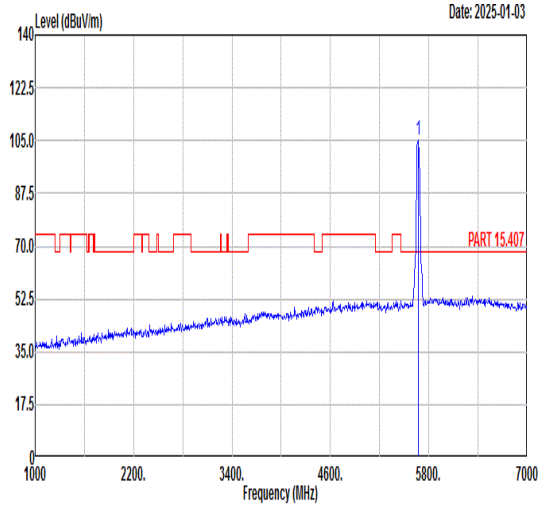 Freq Level Limit Line Margin (dB) Read Level Ant Factor Cable Loss Preamp Factor APos TPos Remark MHz dBuV/m dBuV/m dBuV dB/m dB dB cm deg 1 5670.00 105.00 ------ ------ 92.05 36.47 9.91 33.43 100 126 PEAK
Avg	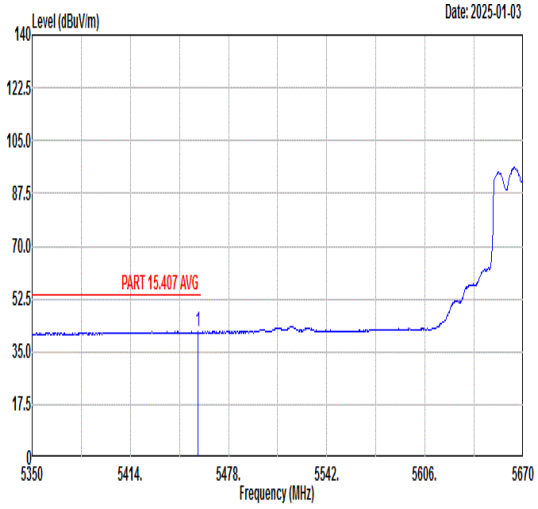 Freq Level Limit Line Margin (dB) Read Level Ant Factor Cable Loss Preamp Factor APos TPos Remark MHz dBuV/m dBuV/m dBuV dB/m dB dB cm deg 1 5458.16 41.54 54.00 -12.46 28.93 36.33 9.69 33.41 100 126 AVERAGE	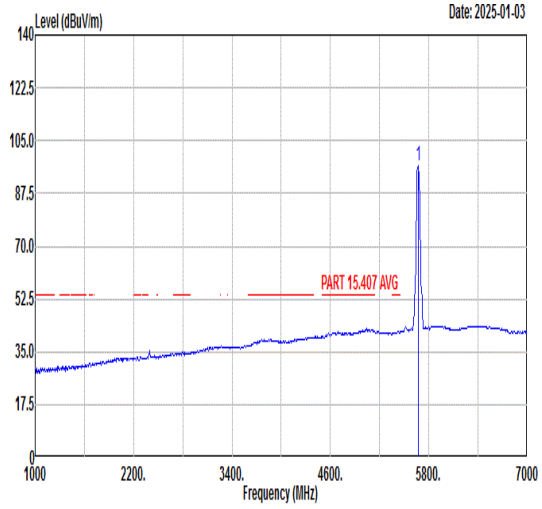 Freq Level Limit Line Margin (dB) Read Level Ant Factor Cable Loss Preamp Factor APos TPos Remark MHz dBuV/m dBuV/m dBuV dB/m dB dB cm deg 1 5670.00 96.54 ------ ------ 83.59 36.47 9.91 33.43 100 126 AVERAGE

Mode	37	
	Band Edge - R	
	U-NII-2C_5.47-5.725_802.11ax HE40_CH134_Full RU_5670MHz	
ANT	CDD 3+4	
Pol.	Horizontal	Fundamental
Peak	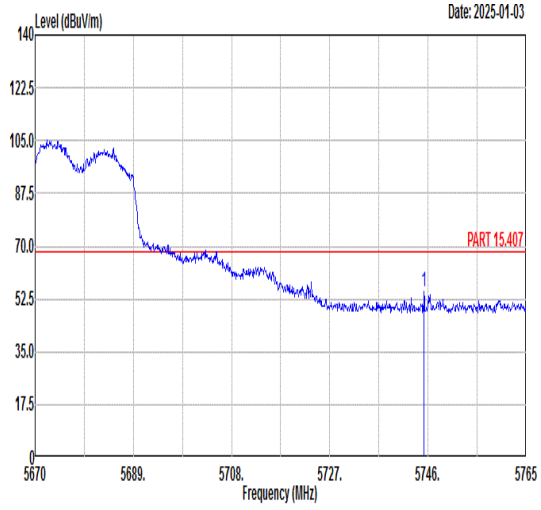 Freq Level Limit Line Margin (dB) Read Level Ant Factor Cable Loss Preamp Factor APos TPos Remark MHz dBuV/m dBuV/m dBuV dB/m dB dB cm deg 1 5745.24 54.74 68.30 -13.56 41.58 36.55 10.06 33.45 100 126 PEAK	Blank

Mode	37	
	Band Edge - L	
	U-NII-2C_5.47-5.725_802.11ax HE40_CH134_Full RU_5670MHz	
ANT	CDD 3+4	
Pol.	Vertical	Fundamental
Peak	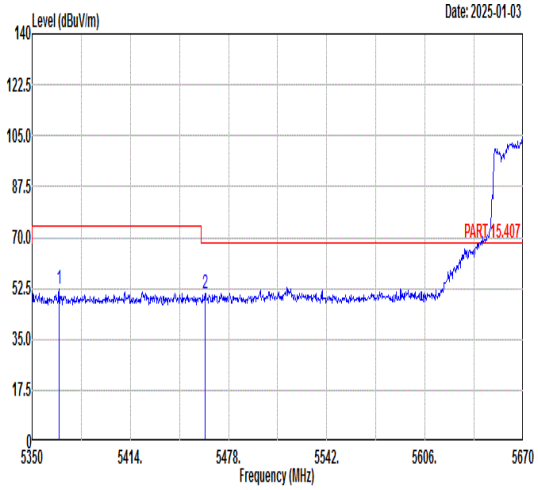 Freq Level Limit Line Margin (dB) Read Level Ant Factor Cable Loss Preamp Factor APos TPos Remark MHz dBuV/m dBuV/m dBuV dB/m dB dB cm deg 1 5367.60 52.17 74.00 -21.83 39.73 36.41 9.46 33.43 100 267 PEAK 2 5462.64 50.64 68.30 -17.66 38.03 36.33 9.69 33.41 100 267 PEAK	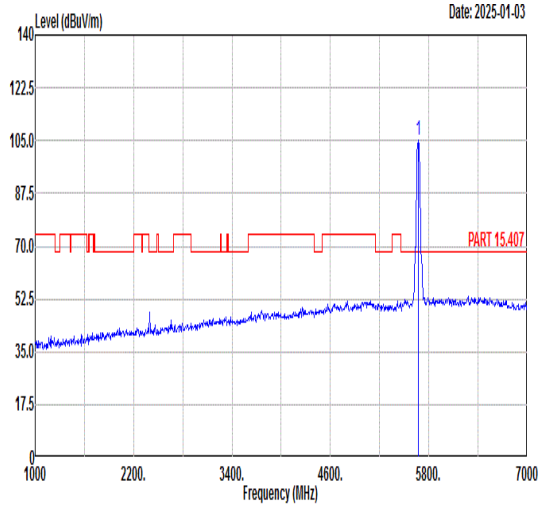 Freq Level Limit Line Margin (dB) Read Level Ant Factor Cable Loss Preamp Factor APos TPos Remark MHz dBuV/m dBuV/m dBuV dB/m dB dB cm deg 1 5670.00 104.91 ------ ------ 91.96 36.47 9.91 33.43 100 267 PEAK
Avg	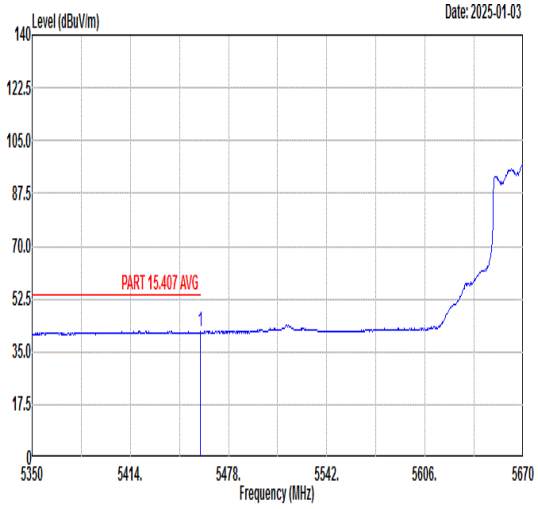 Freq Level Limit Line Margin (dB) Read Level Ant Factor Cable Loss Preamp Factor APos TPos Remark MHz dBuV/m dBuV/m dBuV dB/m dB dB cm deg 1 5459.76 41.80 54.00 -12.20 29.19 36.33 9.69 33.41 100 267 AVERAGE	Blank

Mode	37	
	Band Edge - R	
	U-NII-2C_5.47-5.725_802.11ax HE40_CH134_Full RU_5670MHz	
ANT	CDD 3+4	
Pol.	Vertical	Fundamental
Peak	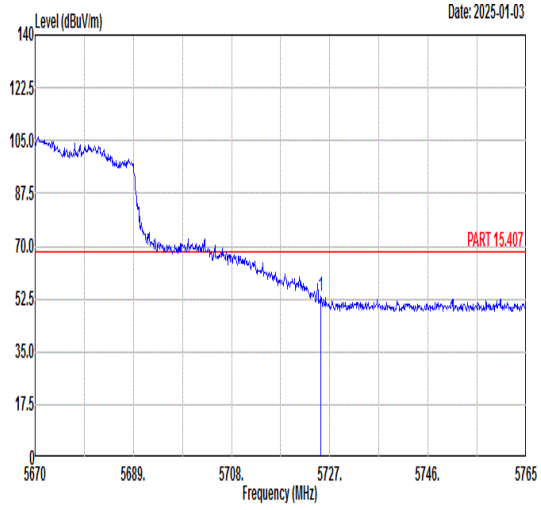 Freq Level Limit Line Margin (dB) Read Level Ant Factor Cable Loss Preamp Factor APos TPos Remark MHz dBuV/m dBuV/m dBuV dB/m dB dB cm deg 1 5725.20 53.27 68.30 -15.03 40.17 36.53 10.02 33.45 100 267 PEAK	Blank

Mode	37	
	Harmonic	
	U-NII-2C_5.47-5.725_802.11ax HE40_CH134_Full RU_5670MHz	
ANT	CDD 3+4	
Pol.	Horizontal	Vertical
Peak Avg	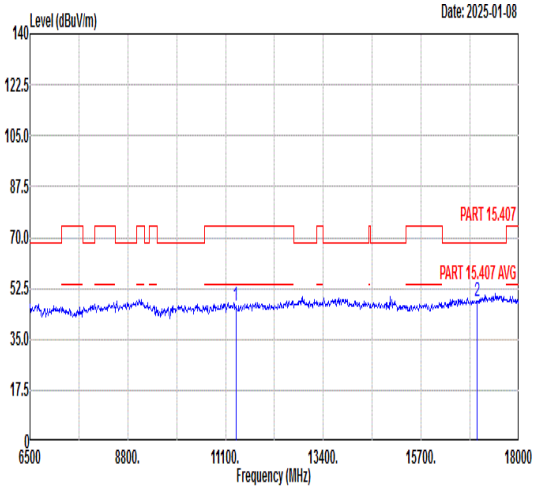 Freq Level Limit Line Margin Read Level Ant Factor Cable Loss Preamp Factor APos TPos Remark MHz dBuV/m dBuV/m dB dBuV dB/m dB dB cm deg 1 11340.00 46.31 74.00 -27.69 58.27 39.01 12.77 63.74 --- --- Peak 2 17010.00 47.94 68.30 -20.36 54.89 42.31 15.55 64.81 --- --- Peak	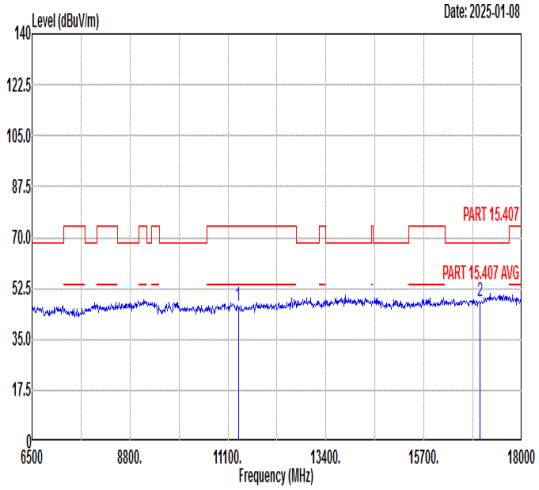 Freq Level Limit Line Margin Read Level Ant Factor Cable Loss Preamp Factor APos TPos Remark MHz dBuV/m dBuV/m dB dBuV dB/m dB dB cm deg 1 11340.00 46.44 74.00 -27.56 58.40 39.01 12.77 63.74 --- --- Peak 2 17010.00 47.97 68.30 -20.33 54.92 42.31 15.55 64.81 --- --- Peak

Mode	38	
	Band Edge - L	
	U-NII-1_5.15-5.25_802.11ax HE80_CH42_Full RU_5210MHz	
ANT	CDD 3+4	
Pol.	Horizontal	Fundamental
Peak	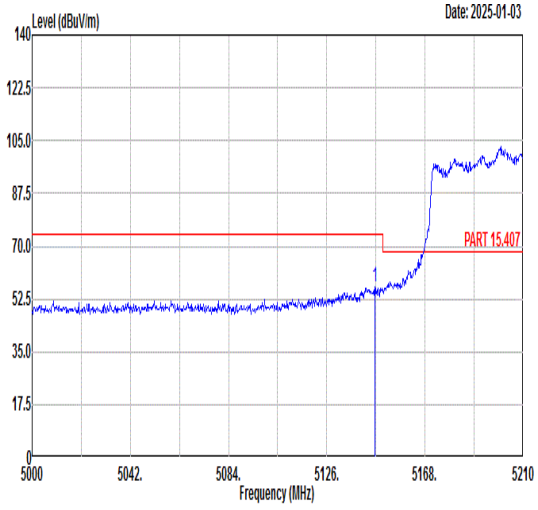 Freq Level Limit Line Margin (dB) Read Level Ant Factor Cable Loss Preamp Factor APos TPos Remark MHz dBuV/m dBuV/m dBuV dB/m dB dB cm deg 1 5146.58 56.45 74.00 -17.55 44.81 36.58 8.53 33.47 270 281 PEAK	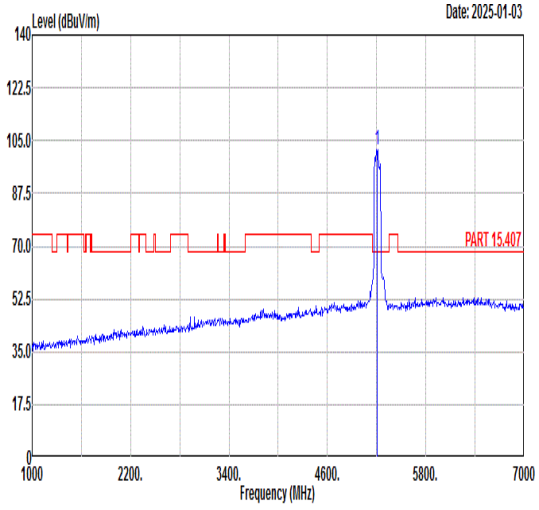 Freq Level Limit Line Margin (dB) Read Level Ant Factor Cable Loss Preamp Factor APos TPos Remark MHz dBuV/m dBuV/m dBuV dB/m dB dB cm deg 1 5210.00 102.03 ------ ------ 90.31 36.53 8.65 33.46 270 281 PEAK
Avg	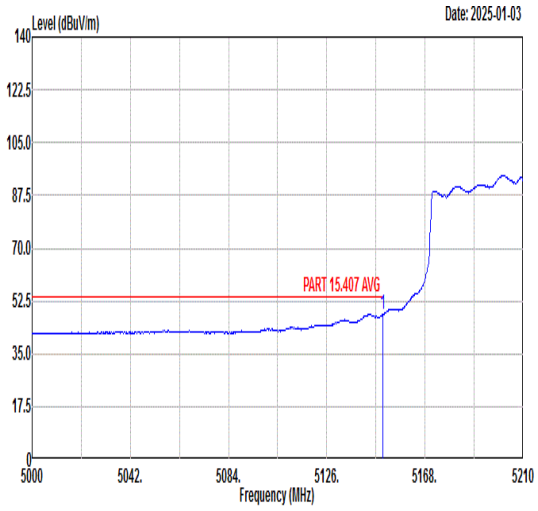 Freq Level Limit Line Margin (dB) Read Level Ant Factor Cable Loss Preamp Factor APos TPos Remark MHz dBuV/m dBuV/m dBuV dB/m dB dB cm deg 1 5149.94 47.96 54.00 -6.04 36.31 36.58 8.54 33.47 270 281 AVERAGE	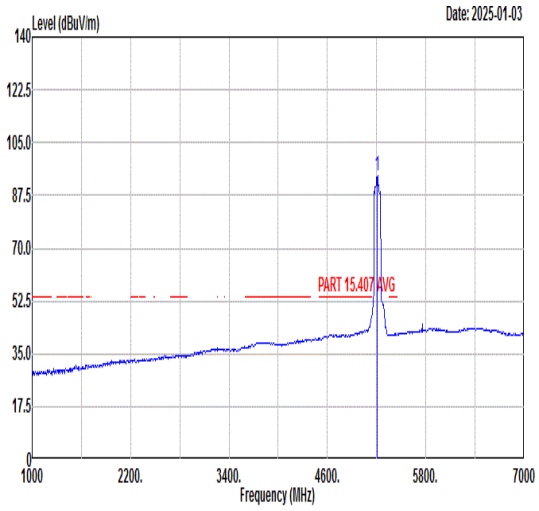 Freq Level Limit Line Margin (dB) Read Level Ant Factor Cable Loss Preamp Factor APos TPos Remark MHz dBuV/m dBuV/m dBuV dB/m dB dB cm deg 1 5210.00 94.25 ------ ------ 82.53 36.53 8.65 33.46 270 281 AVERAGE

Mode	38	
	Band Edge - R	
	U-NII-1_5.15-5.25_802.11ax HE80_CH42_Full RU_5210MHz	
ANT	CDD 3+4	
Pol.	Horizontal	Fundamental
Peak	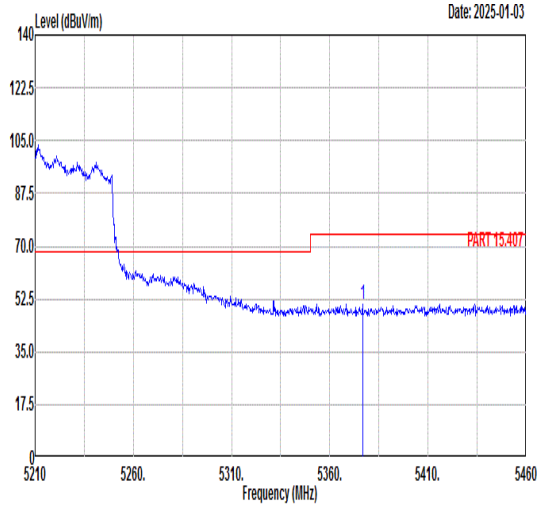 Freq Level Limit Line Margin (dB) Read Level Ant Factor Cable Loss Preamp Factor APos TPos Remark MHz dBuV/m dBuV/m dBuV dB/m dB dB cm deg 1 5376.75 50.97 74.00 -23.03 38.49 36.40 9.50 33.42 270 281 PEAK	Blank
Avg	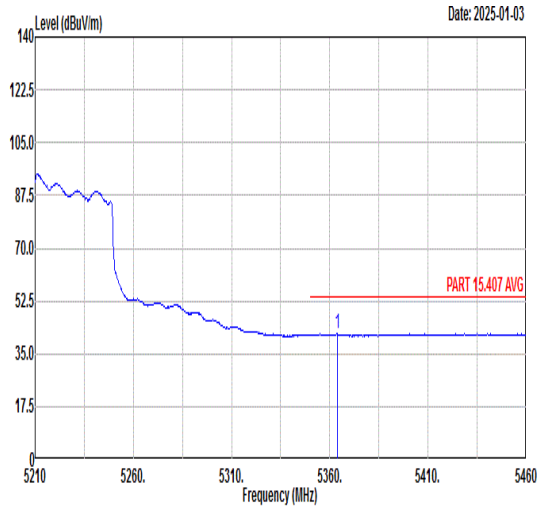 Freq Level Limit Line Margin (dB) Read Level Ant Factor Cable Loss Preamp Factor APos TPos Remark MHz dBuV/m dBuV/m dBuV dB/m dB dB cm deg 1 5363.75 41.75 54.00 -12.25 29.33 36.41 9.44 33.43 270 281 AVERAGE	Blank

Mode	38	
	Band Edge - L	
	U-NII-1_5.15-5.25_802.11ax HE80_CH42_Full RU_5210MHz	
ANT	CDD 3+4	
Pol.	Vertical	Fundamental
Peak	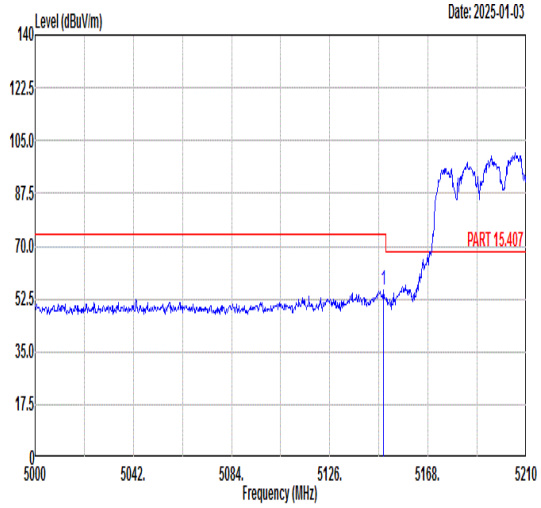 Freq Level Limit Line Margin (dB) Read Level Ant Factor Cable Loss Preamp Factor APos TPos Remark 1 5149.10 55.62 74.00 -18.38 43.98 36.58 8.53 33.47 112 86 PEAK	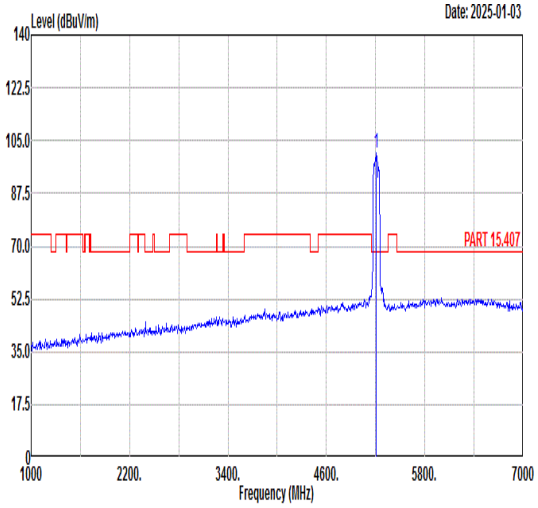 Freq Level Limit Line Margin (dB) Read Level Ant Factor Cable Loss Preamp Factor APos TPos Remark 1 5210.00 101.16 ------ ------ 89.44 36.54 8.64 33.46 112 86 PEAK
Avg	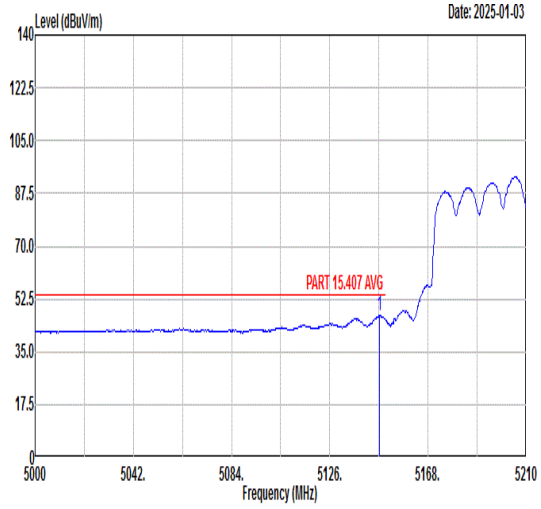 Freq Level Limit Line Margin (dB) Read Level Ant Factor Cable Loss Preamp Factor APos TPos Remark 1 5147.21 46.92 54.00 -7.08 35.28 36.58 8.53 33.47 112 86 AVERAGE	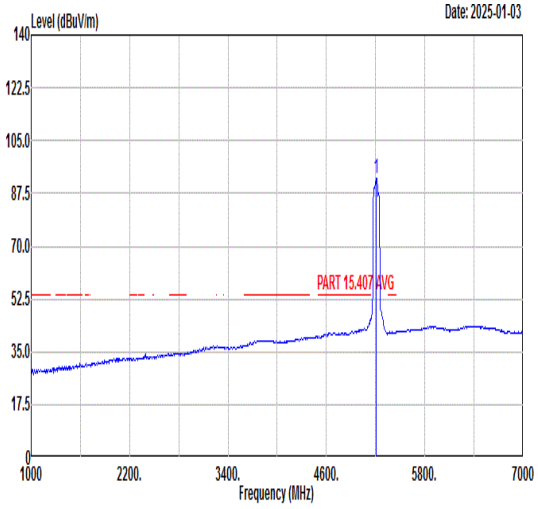 Freq Level Limit Line Margin (dB) Read Level Ant Factor Cable Loss Preamp Factor APos TPos Remark 1 5210.00 92.70 ------ ------ 80.98 36.54 8.64 33.46 112 86 AVERAGE

Mode	38	
	Band Edge - R	
	U-NII-1_5.15-5.25_802.11ax HE80_CH42_Full RU_5210MHz	
ANT	CDD 3+4	
Pol.	Vertical	Fundamental
Peak	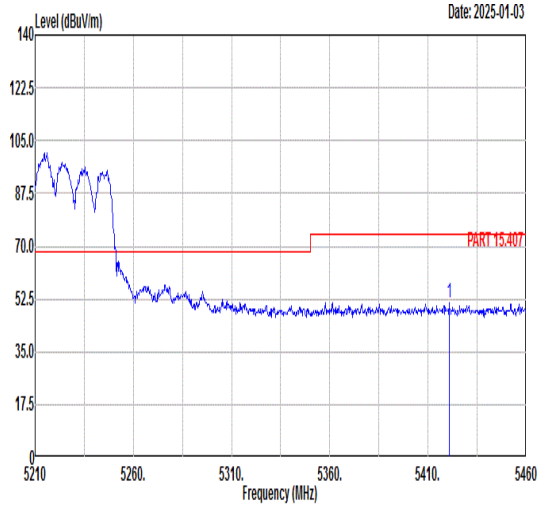 Freq Level Limit Line Margin (dB) Read Level Ant Factor Cable Loss Preamp Factor APos TPos Remark MHz dBuV/m dBuV/m dBuV dB/m dB dB cm deg 1 5420.75 51.24 74.00 -22.76 38.63 36.36 9.67 33.42 112 86 PEAK	Blank
Avg	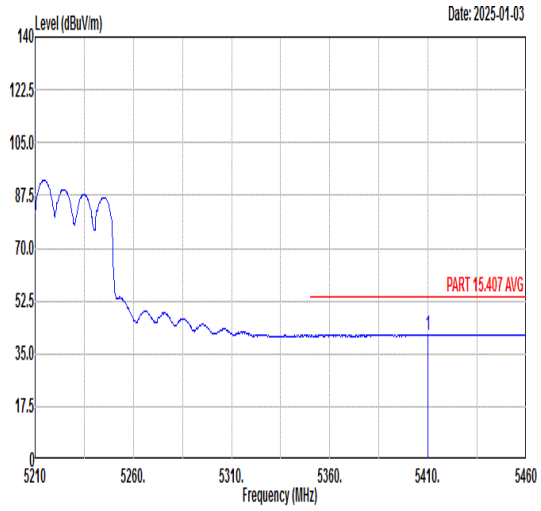 Freq Level Limit Line Margin (dB) Read Level Ant Factor Cable Loss Preamp Factor APos TPos Remark MHz dBuV/m dBuV/m dBuV dB/m dB dB cm deg 1 5410.00 41.43 54.00 -12.57 28.82 36.37 9.66 33.42 112 86 AVERAGE	Blank

Mode	38	
	Harmonic	
	U-NII-1_5.15-5.25_802.11ax HE80_CH42_Full RU_5210MHz	
ANT	CDD 3+4	
Pol.	Horizontal	Vertical
Peak Avg	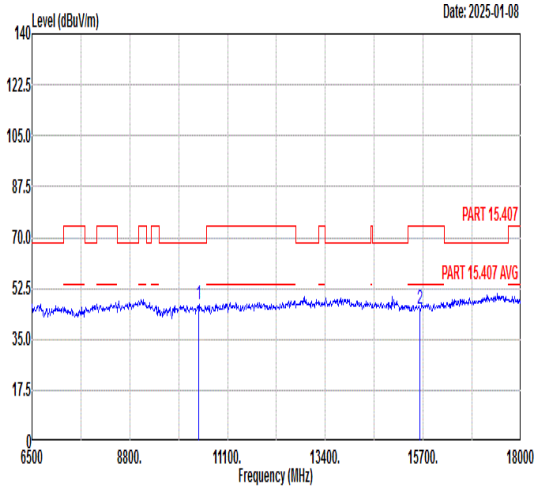 Freq Level Limit Line Margin Read Level Ant Factor Cable Loss Preamp Factor APos TPos Remark MHz dBuV/m dBuV/m dB dBuV dB/m dB dB cm deg 1 10420.00 47.25 68.30 -21.05 60.39 38.48 12.11 63.73 --- --- Peak 2 15630.00 45.66 74.00 -28.34 54.10 41.38 14.62 64.44 --- --- Peak	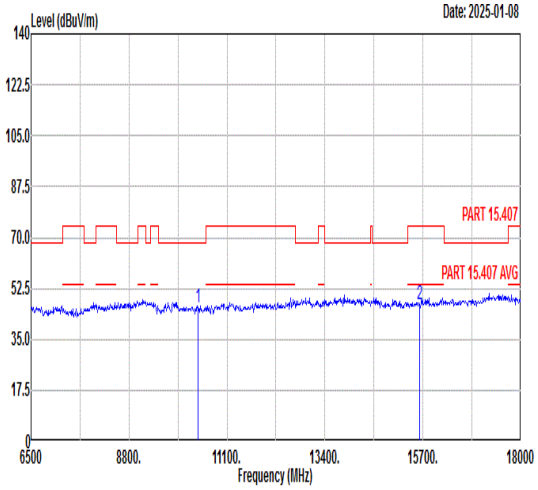 Freq Level Limit Line Margin Read Level Ant Factor Cable Loss Preamp Factor APos TPos Remark MHz dBuV/m dBuV/m dB dBuV dB/m dB dB cm deg 1 10420.00 46.10 68.30 -22.20 59.24 38.48 12.11 63.73 --- --- Peak 2 15630.00 47.18 74.00 -26.82 55.62 41.38 14.62 64.44 --- --- Peak

Mode	39	
	Band Edge - L	
	U-NII-2A_5.25-5.35_802.11ax HE80_CH58_Full RU_5290MHz	
ANT	CDD 3+4	
Pol.	Horizontal	Fundamental
Peak	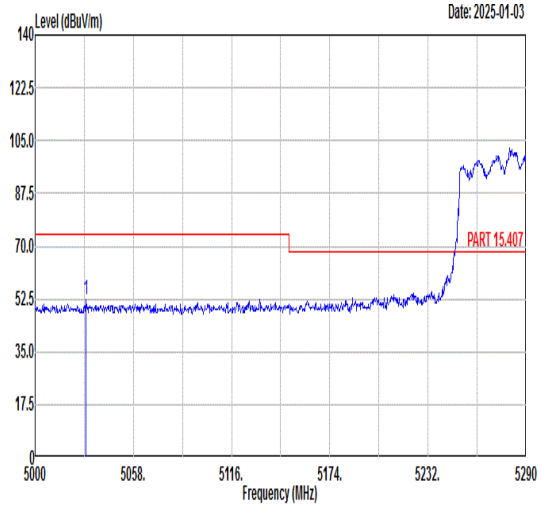 Freq Level Limit Line Margin (dB) Read Level Ant Factor Cable Loss Preamp Factor APos TPos Remark MHz dBuV/m dBuV/m dBuV dB/m dB dB cm deg 1 5030.16 52.27 74.00 -21.73 40.77 36.68 8.31 33.49 226 288 PEAK	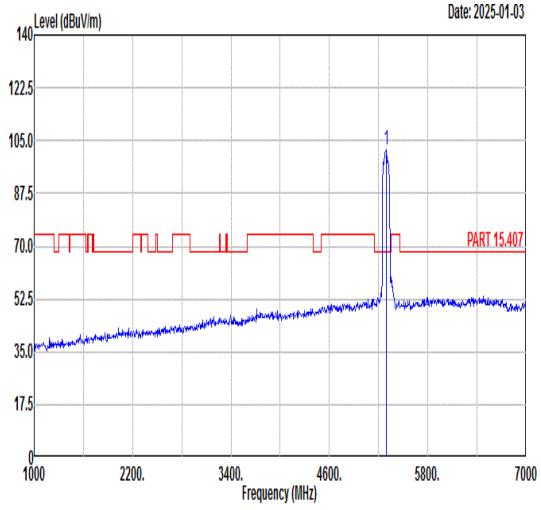 Freq Level Limit Line Margin (dB) Read Level Ant Factor Cable Loss Preamp Factor APos TPos Remark MHz dBuV/m dBuV/m dBuV dB/m dB dB cm deg 1 5290.00 102.10 ------ ------ 90.02 36.47 9.05 33.44 226 288 PEAK
Avg	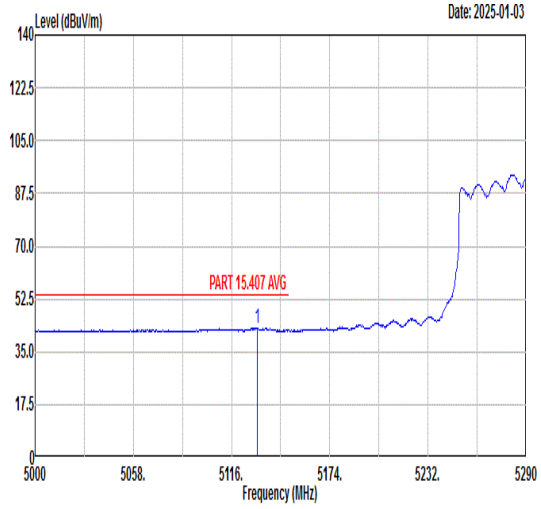 Freq Level Limit Line Margin (dB) Read Level Ant Factor Cable Loss Preamp Factor APos TPos Remark MHz dBuV/m dBuV/m dBuV dB/m dB dB cm deg 1 5131.08 42.79 54.00 -11.21 31.16 36.60 8.50 33.47 226 288 AVERAGE	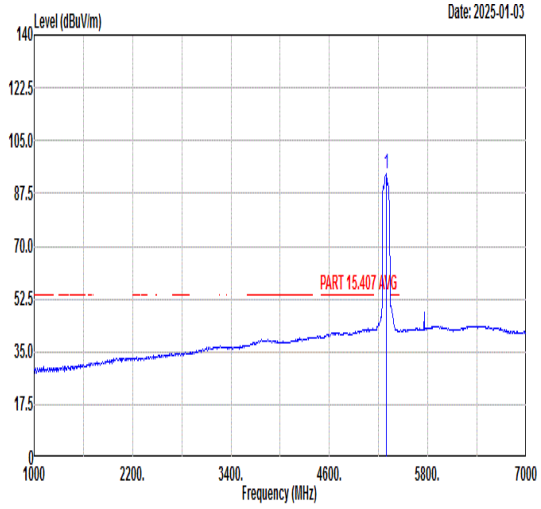 Freq Level Limit Line Margin (dB) Read Level Ant Factor Cable Loss Preamp Factor APos TPos Remark MHz dBuV/m dBuV/m dBuV dB/m dB dB cm deg 1 5290.00 94.25 ------ ------ 82.17 36.47 9.05 33.44 226 288 AVERAGE

Mode	39	
	Band Edge - R	
	U-NII-2A_5.25-5.35_802.11ax HE80_CH58_Full RU_5290MHz	
ANT	CDD 3+4	
Pol.	Horizontal	Fundamental
Peak	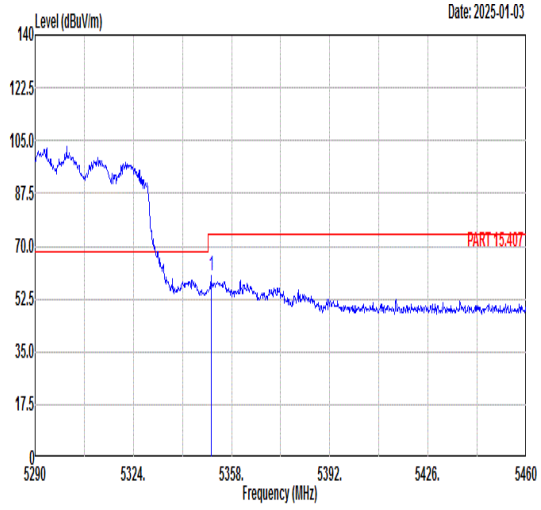 Freq Level Limit Line Margin (dB) Read Level Ant Factor Cable Loss Preamp Factor APos TPos Remark MHz dBuV/m dBuV/m dBuV dB/m dB dB cm deg 1 5350.86 60.20 74.00 -13.80 47.84 36.42 9.37 33.43 226 288 PEAK	Blank
Avg	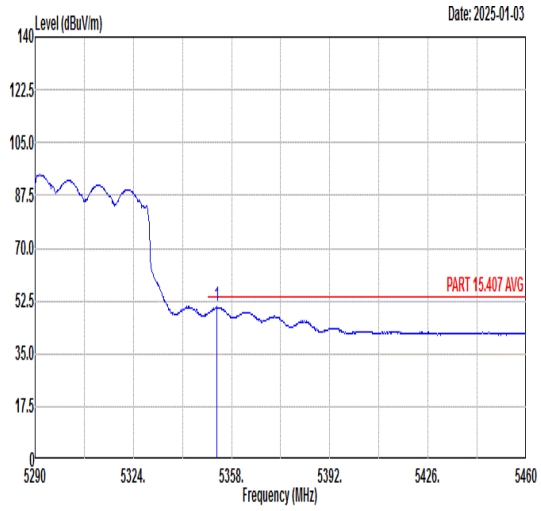 Freq Level Limit Line Margin (dB) Read Level Ant Factor Cable Loss Preamp Factor APos TPos Remark MHz dBuV/m dBuV/m dBuV dB/m dB dB cm deg 1 5352.90 50.61 54.00 -3.39 38.24 36.42 9.38 33.43 226 288 AVERAGE	Blank

Mode	39	
	Band Edge - L	
	U-NII-2A_5.25-5.35_802.11ax HE80_CH58_Full RU_5290MHz	
ANT	CDD 3+4	
Pol.	Vertical	Fundamental
Peak	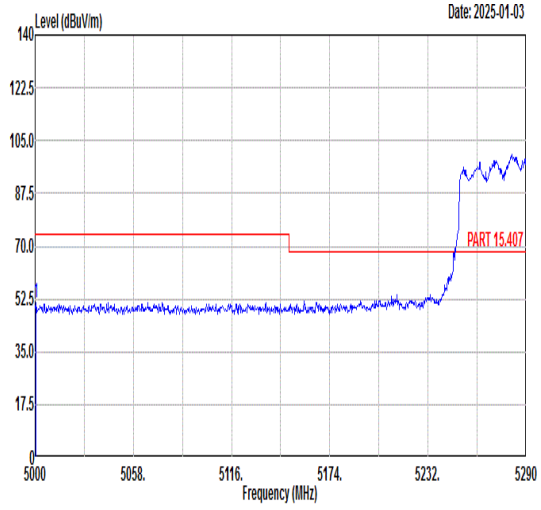 Freq Level Limit Line Margin (dB) Read Level Ant Factor Cable Loss Preamp Factor APos TPos Remark MHz dBuV/m dBuV/m dBuV dB/m dB dB cm deg 1 5000.58 51.25 74.00 -22.75 39.71 36.70 8.34 33.50 165 282 PEAK	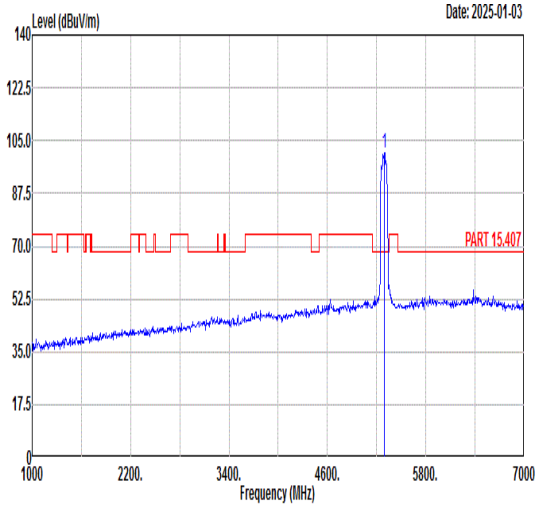 Freq Level Limit Line Margin (dB) Read Level Ant Factor Cable Loss Preamp Factor APos TPos Remark MHz dBuV/m dBuV/m dBuV dB/m dB dB cm deg 1 5290.00 100.99 ------ ------ 88.91 36.47 9.05 33.44 165 282 PEAK
Avg	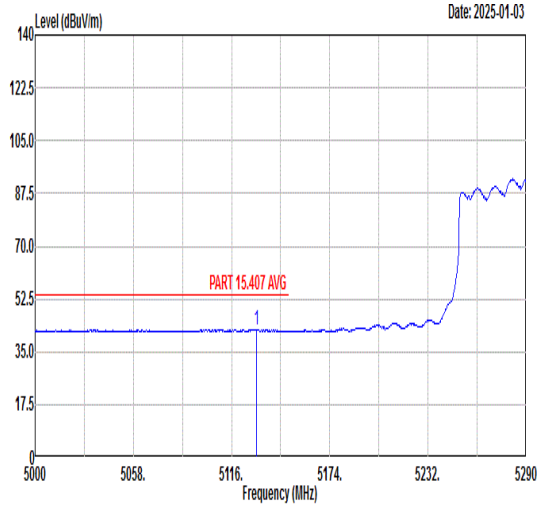 Freq Level Limit Line Margin (dB) Read Level Ant Factor Cable Loss Preamp Factor APos TPos Remark MHz dBuV/m dBuV/m dBuV dB/m dB dB cm deg 1 5130.50 42.44 54.00 -11.56 30.81 36.60 8.50 33.47 165 282 AVERAGE	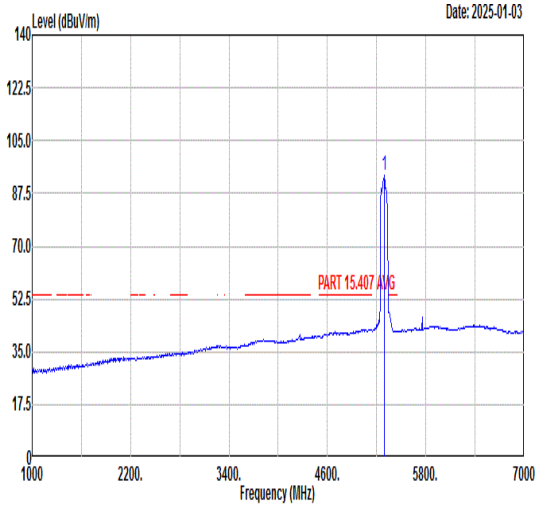 Freq Level Limit Line Margin (dB) Read Level Ant Factor Cable Loss Preamp Factor APos TPos Remark MHz dBuV/m dBuV/m dBuV dB/m dB dB cm deg 1 5290.00 93.32 ------ ------ 81.24 36.47 9.05 33.44 165 282 AVERAGE

Mode	39	
	Band Edge - R	
	U-NII-2A_5.25-5.35_802.11ax HE80_CH58_Full RU_5290MHz	
ANT	CDD 3+4	
Pol.	Vertical	Fundamental
Peak	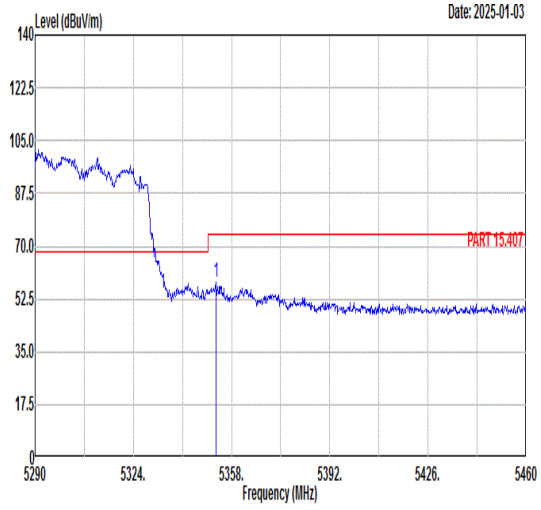 Freq Level Limit Line Margin (dB) Read Level Ant Factor Cable Loss Preamp Factor APos TPos Remark MHz dBuV/m dBuV/m dBuV dB/m dB dB cm deg 1 5352.56 58.01 74.00 -15.99 45.64 36.42 9.38 33.43 165 282 PEAK	Blank
Avg	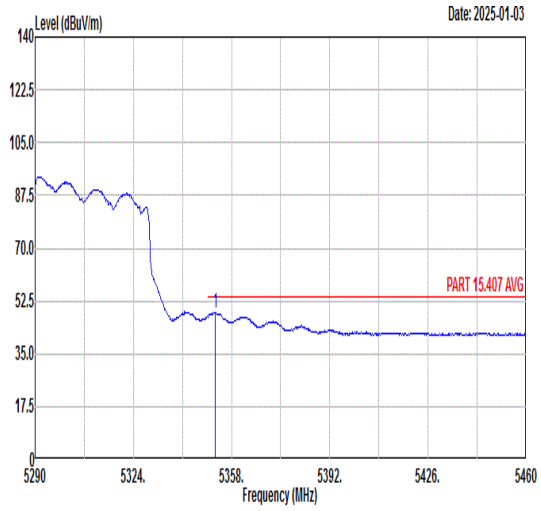 Freq Level Limit Line Margin (dB) Read Level Ant Factor Cable Loss Preamp Factor APos TPos Remark MHz dBuV/m dBuV/m dBuV dB/m dB dB cm deg 1 5352.39 48.70 54.00 -5.30 36.33 36.42 9.38 33.43 165 282 AVERAGE	Blank

Mode	39	
	Harmonic	
	U-NII-2A_5.25-5.35_802.11ax HE80_CH58_Full RU_5290MHz	
ANT	CDD 3+4	
Pol.	Horizontal	Vertical
Peak Avg	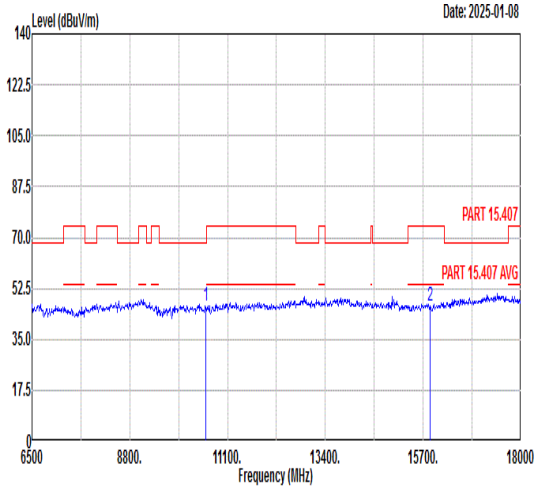 Freq Level Limit Line Margin Read Level Ant Factor Cable Loss Preamp Factor APos TPos Remark MHz dBuV/m dBuV/m dB dBuV dB/m dB dB cm deg 1 10580.00 46.29 68.30 -22.01 59.22 38.52 12.22 63.67 --- --- Peak 2 15870.00 46.34 74.00 -27.66 54.70 41.52 14.73 64.61 --- --- Peak	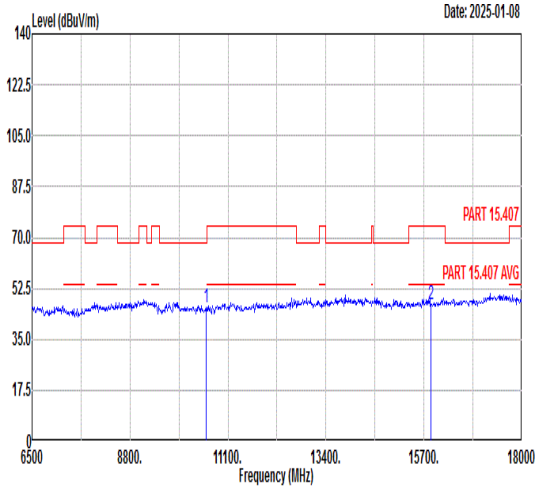 Freq Level Limit Line Margin Read Level Ant Factor Cable Loss Preamp Factor APos TPos Remark MHz dBuV/m dBuV/m dB dBuV dB/m dB dB cm deg 1 10580.00 45.87 68.30 -22.43 58.80 38.52 12.22 63.67 --- --- Peak 2 15870.00 47.20 74.00 -26.80 55.56 41.52 14.73 64.61 --- --- Peak

Mode	40	
	Band Edge - L	
	U-NII-2C_5.47-5.725_802.11ax HE80_CH106_Full RU_5530MHz	
ANT	CDD 3+4	
Pol.	Horizontal	Fundamental
Peak	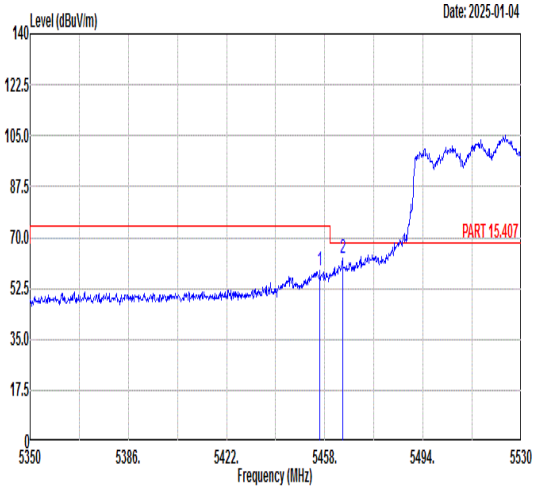 Freq Level Limit Line Margin (dB) Read Level Ant Factor Cable Loss Preamp Factor APos TPos Remark MHz dBuV/m dBuV/m dBuV dB/m dB dB cm deg 1 5456.20 58.52 74.00 -15.48 45.90 36.34 9.69 33.41 219 287 PEAK 2 5464.48 62.67 68.30 -5.63 50.06 36.33 9.69 33.41 219 287 PEAK	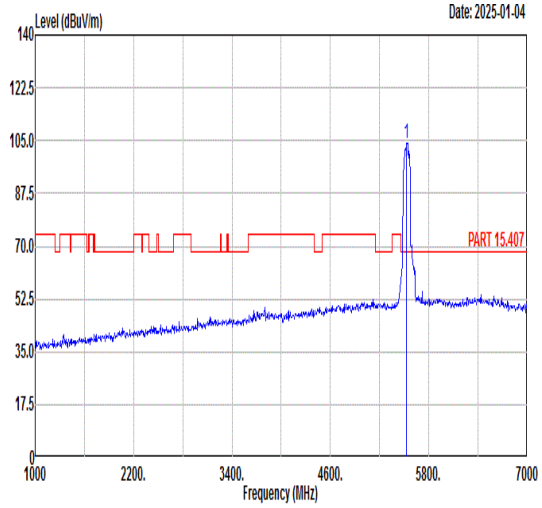 Freq Level Limit Line Margin (dB) Read Level Ant Factor Cable Loss Preamp Factor APos TPos Remark MHz dBuV/m dBuV/m dBuV dB/m dB dB cm deg 1 5530.00 103.99 ------ ------ 91.33 36.34 9.73 33.41 219 287 PEAK
Avg	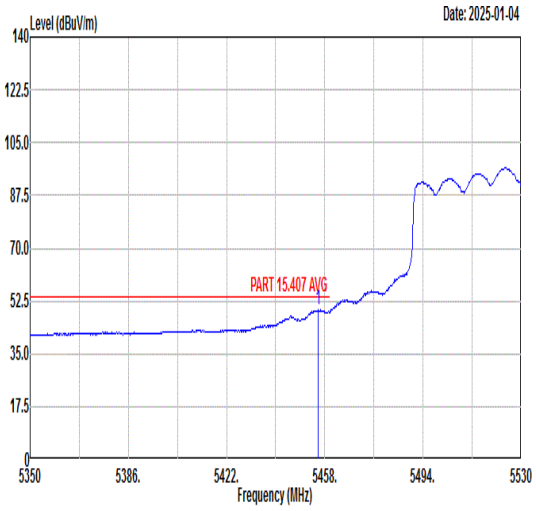 Freq Level Limit Line Margin (dB) Read Level Ant Factor Cable Loss Preamp Factor APos TPos Remark MHz dBuV/m dBuV/m dBuV dB/m dB dB cm deg 1 5455.48 49.47 54.00 -4.53 36.86 36.34 9.68 33.41 219 287 AVERAGE	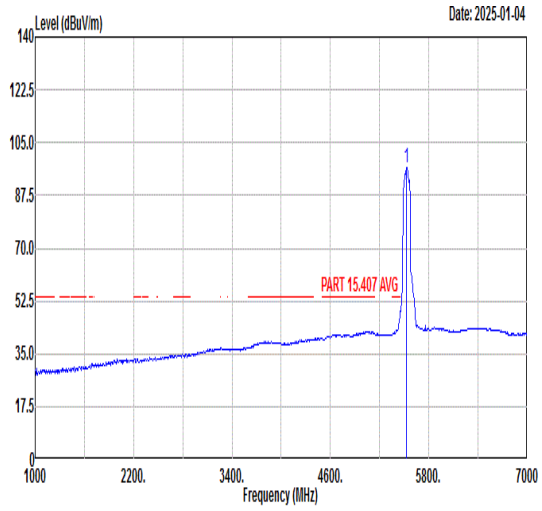 Freq Level Limit Line Margin (dB) Read Level Ant Factor Cable Loss Preamp Factor APos TPos Remark MHz dBuV/m dBuV/m dBuV dB/m dB dB cm deg 1 5530.00 96.87 ------ ------ 84.21 36.34 9.73 33.41 219 287 AVERAGE

Mode	40	
	Band Edge - R	
	U-NII-2C_5.47-5.725_802.11ax HE80_CH106_Full RU_5530MHz	
ANT	CDD 3+4	
Pol.	Horizontal	Fundamental
Peak	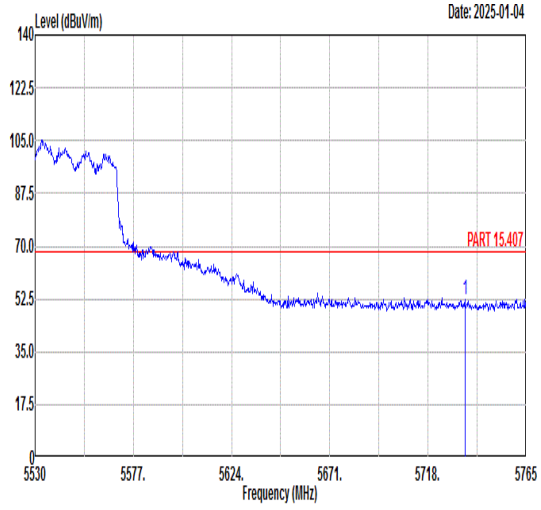 Freq Level Limit Line Margin (dB) Read Level Ant Factor Cable Loss Preamp Factor APos TPos Remark MHz dBuV/m dBuV/m dBuV dB/m dB dB cm deg 1 5735.63 52.39 68.30 -15.91 39.26 36.54 10.04 33.45 219 287 PEAK	Blank

Mode	40	
	Band Edge - L	
	U-NII-2C_5.47-5.725_802.11ax HE80_CH106_Full RU_5530MHz	
ANT	CDD 3+4	
Pol.	Vertical	Fundamental
Peak	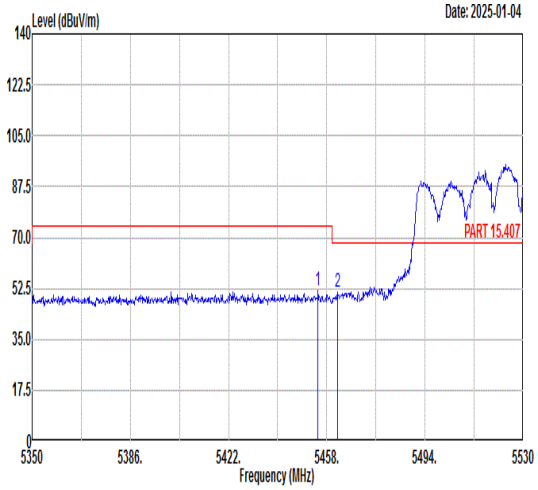 Freq Level Limit Line Margin (dB) Read Level Ant Factor Cable Loss Preamp Factor APos TPos Remark MHz dBuV/m dBuV/m dBuV dB/m dB dB cm deg 1 5454.76 51.56 74.00 -22.44 38.95 36.34 9.68 33.41 200 279 PEAK 2 5461.96 51.33 68.30 -16.97 38.72 36.33 9.69 33.41 200 279 PEAK	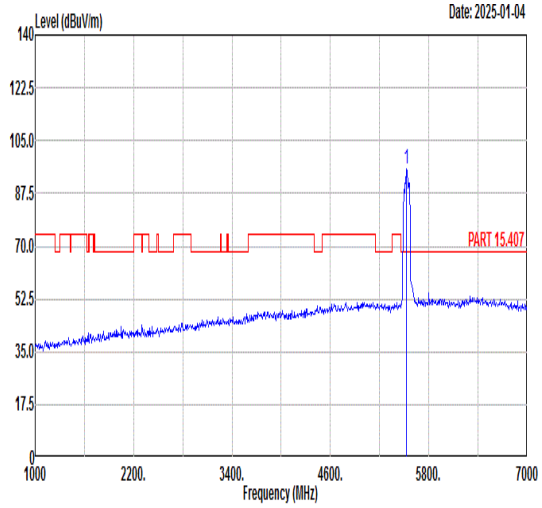 Freq Level Limit Line Margin (dB) Read Level Ant Factor Cable Loss Preamp Factor APos TPos Remark MHz dBuV/m dBuV/m dBuV dB/m dB dB cm deg 1 5530.00 95.64 ------ ------ 83.00 36.32 9.72 33.40 200 279 PEAK
Avg	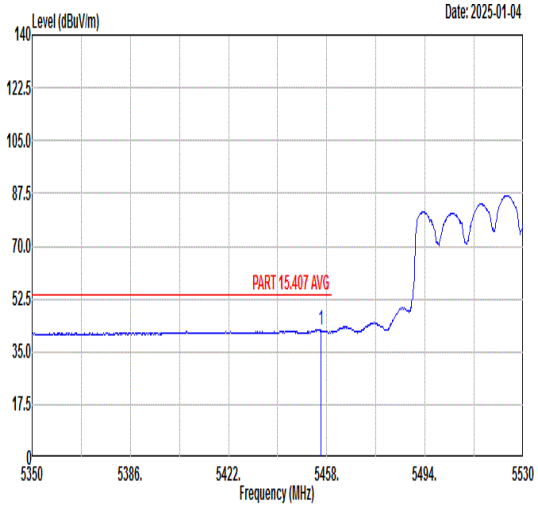 Freq Level Limit Line Margin (dB) Read Level Ant Factor Cable Loss Preamp Factor APos TPos Remark MHz dBuV/m dBuV/m dBuV dB/m dB dB cm deg 1 5455.84 42.38 54.00 -11.62 29.76 36.34 9.69 33.41 200 279 AVERAGE	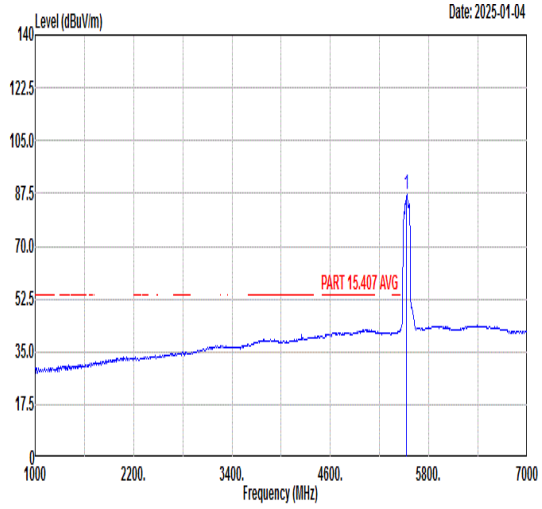 Freq Level Limit Line Margin (dB) Read Level Ant Factor Cable Loss Preamp Factor APos TPos Remark MHz dBuV/m dBuV/m dBuV dB/m dB dB cm deg 1 5530.00 87.10 ------ ------ 74.44 36.34 9.73 33.41 200 279 AVERAGE

Mode	40	
	Band Edge - R	
	U-NII-2C_5.47-5.725_802.11ax HE80_CH106_Full RU_5530MHz	
ANT	CDD 3+4	
Pol.	Vertical	Fundamental
Peak	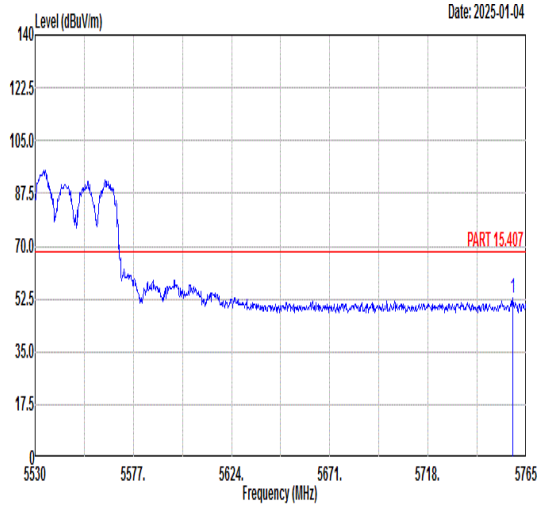 Freq Level Limit Line Margin (dB) Read Level Ant Factor Cable Loss Preamp Factor APos TPos Remark MHz dBuV/m dBuV/m dBuV dB/m dB dB cm deg 1 5758.66 52.85 68.30 -15.45 39.65 36.56 10.09 33.45 200 279 PEAK	Blank

Mode	40	
	Harmonic	
	U-NII-2C_5.47-5.725_802.11ax HE80_CH106_Full RU_5530MHz	
ANT	CDD 3+4	
Pol.	Horizontal	Vertical
Peak Avg	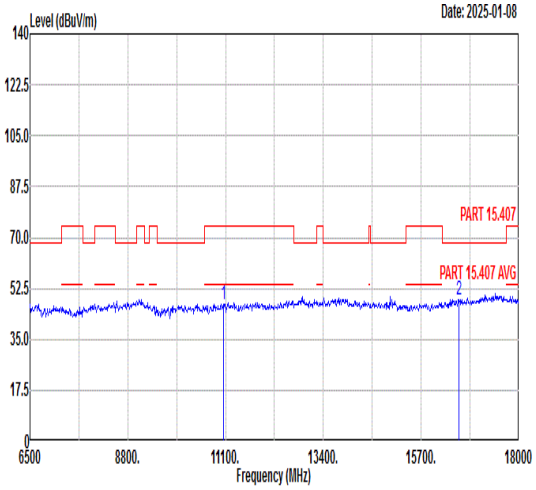 Freq Level Limit Line Margin Read Level Ant Factor Cable Loss Preamp Factor APos TPos Remark MHz dBuV/m dBuV/m dB dBuV dB/m dB dB cm deg 1 11060.00 46.93 74.00 -27.07 59.23 38.67 12.57 63.54 --- --- Peak 2 16590.00 48.74 68.30 -19.56 56.26 42.01 15.23 64.76 --- --- Peak	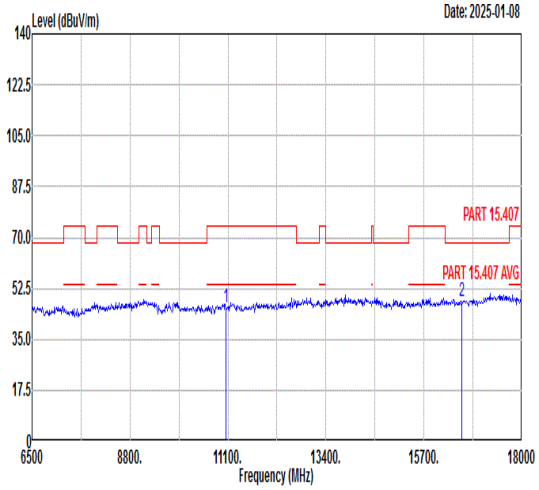 Freq Level Limit Line Margin Read Level Ant Factor Cable Loss Preamp Factor APos TPos Remark MHz dBuV/m dBuV/m dB dBuV dB/m dB dB cm deg 1 11060.00 45.98 74.00 -28.02 58.28 38.67 12.57 63.54 --- --- Peak 2 16590.00 48.08 68.30 -20.22 55.60 42.01 15.23 64.76 --- --- Peak

Mode	41	
	Band Edge - L	
	U-NII-1_5.15-5.35_802.11ax HE160_CH50_Full RU_5250MHz	
ANT	CDD 3+4	
Pol.	Horizontal	Fundamental
Peak	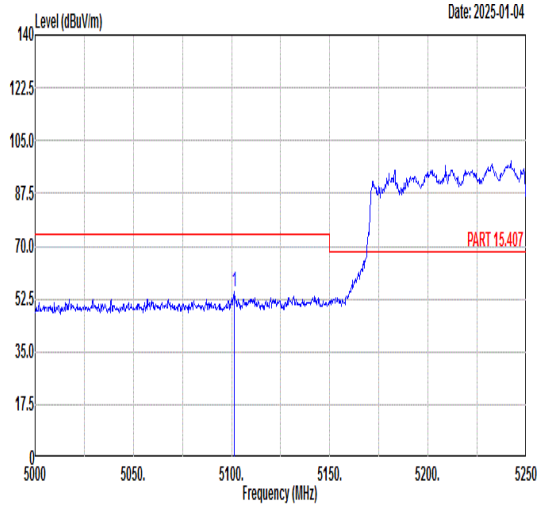 Freq Level Limit Line Margin (dB) Read Level Ant Factor Cable Loss Preamp Factor APos TPos Remark 1 5101.50 54.81 74.00 -19.19 43.22 36.62 8.45 33.48 213 289 PEAK	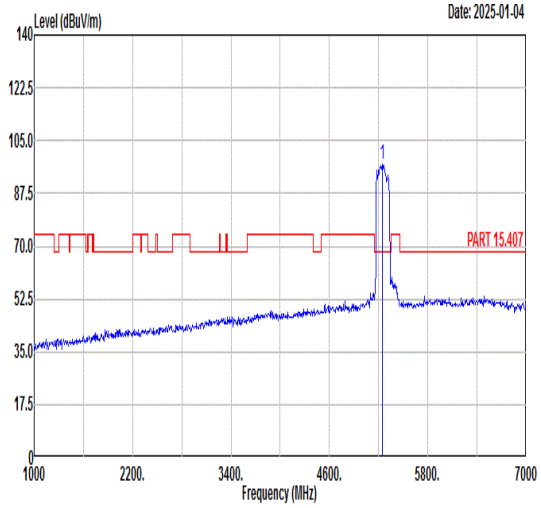 Freq Level Limit Line Margin (dB) Read Level Ant Factor Cable Loss Preamp Factor APos TPos Remark 1 5250.00 97.15 ------ ------ 85.28 36.51 8.81 33.45 213 289 PEAK
Avg	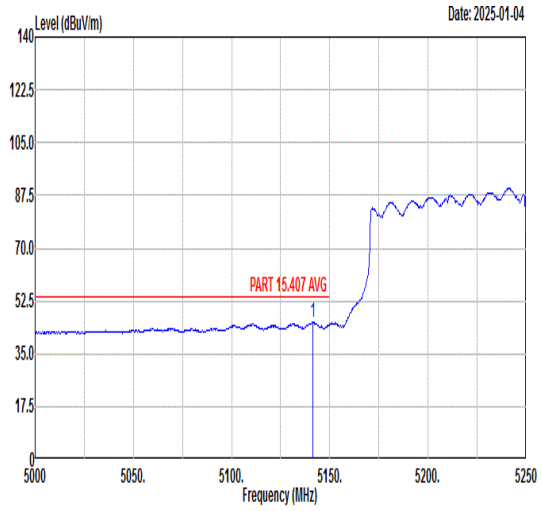 Freq Level Limit Line Margin (dB) Read Level Ant Factor Cable Loss Preamp Factor APos TPos Remark 1 5141.25 45.55 54.00 -8.45 33.91 36.59 8.52 33.47 213 289 AVERAGE	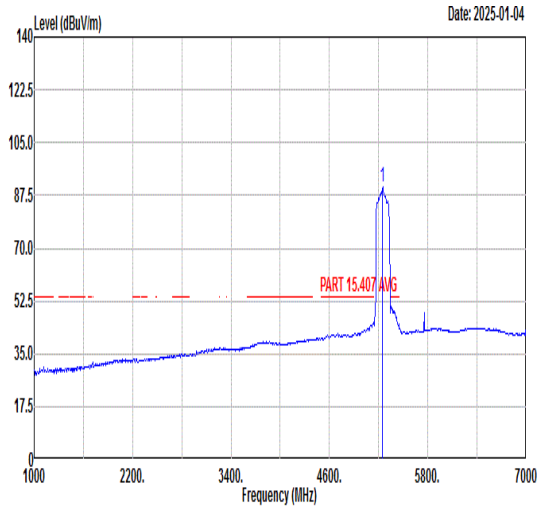 Freq Level Limit Line Margin (dB) Read Level Ant Factor Cable Loss Preamp Factor APos TPos Remark 1 5250.00 90.40 ------ ------ 78.48 36.50 8.87 33.45 213 289 AVERAGE

Mode	41	
	Band Edge - R	
	U-NII-1_5.15-5.35_802.11ax HE160_CH50_Full RU_5250MHz	
ANT	CDD 3+4	
Pol.	Horizontal	Fundamental
Peak	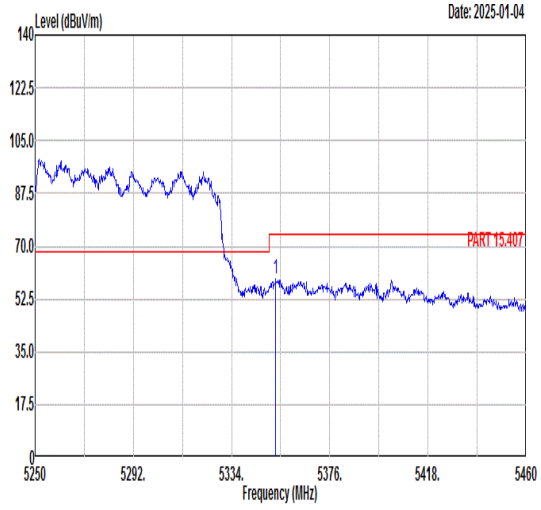 Freq Level Limit Line Margin (dB) Read Level Ant Factor Cable Loss Preamp Factor APos TPos Remark MHz dBuV/m dBuV/m dBuV dB/m dB dB cm deg 1 5352.90 59.09 74.00 -14.91 46.72 36.42 9.38 33.43 213 289 PEAK	Blank
Avg	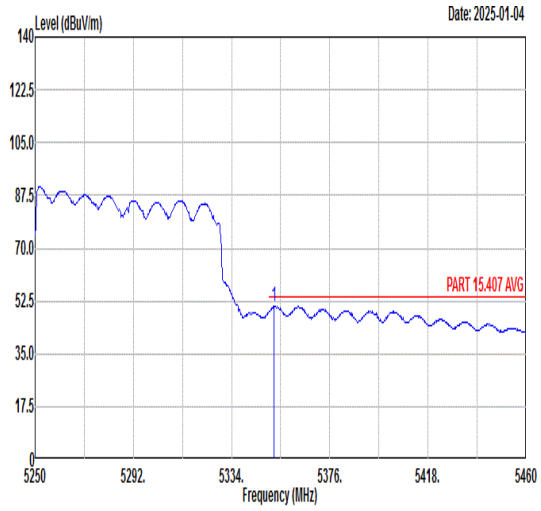 Freq Level Limit Line Margin (dB) Read Level Ant Factor Cable Loss Preamp Factor APos TPos Remark MHz dBuV/m dBuV/m dBuV dB/m dB dB cm deg 1 5352.06 50.78 54.00 -3.22 38.41 36.42 9.38 33.43 213 289 AVERAGE	Blank

Mode	41	
	Band Edge - L	
	U-NII-1_5.15-5.35_802.11ax HE160_CH50_Full RU_5250MHz	
ANT	CDD 3+4	
Pol.	Vertical	Fundamental
Peak	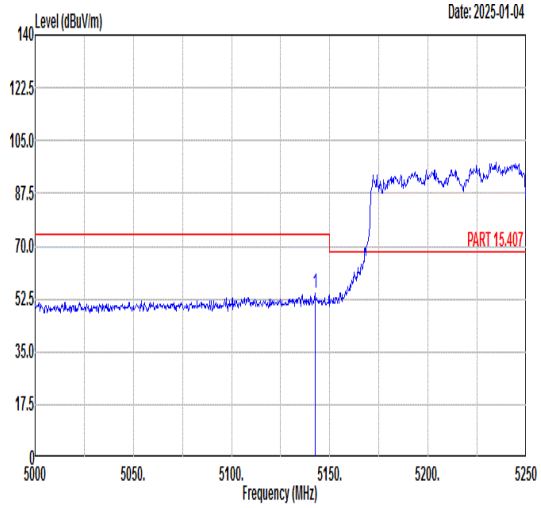 Freq Level Limit Line Margin (dB) Read Level Ant Factor Cable Loss Preamp Factor APos TPos Remark 1 5142.50 54.43 74.00 -19.57 42.79 36.59 8.52 33.47 253 274 PEAK	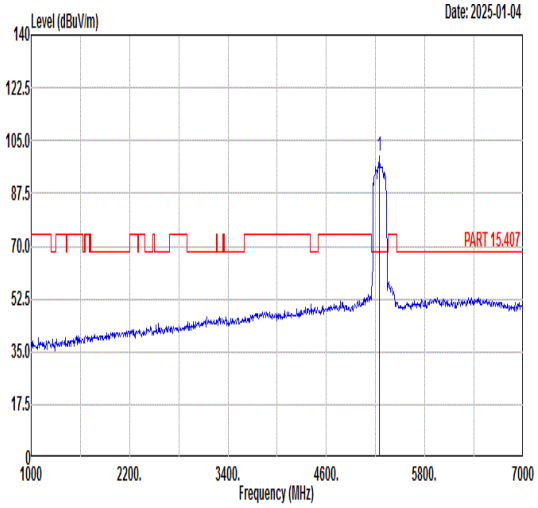 Freq Level Limit Line Margin (dB) Read Level Ant Factor Cable Loss Preamp Factor APos TPos Remark 1 5250.00 99.86 ------ ------ 87.99 36.51 8.81 33.45 253 274 PEAK
Avg	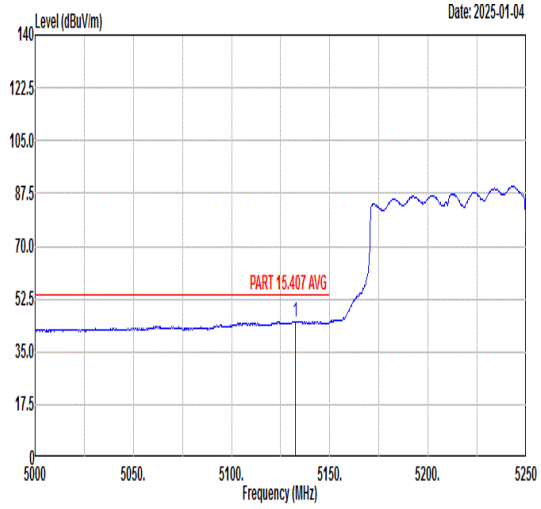 Freq Level Limit Line Margin (dB) Read Level Ant Factor Cable Loss Preamp Factor APos TPos Remark 1 5132.50 45.09 54.00 -8.91 33.47 36.59 8.50 33.47 253 274 AVERAGE	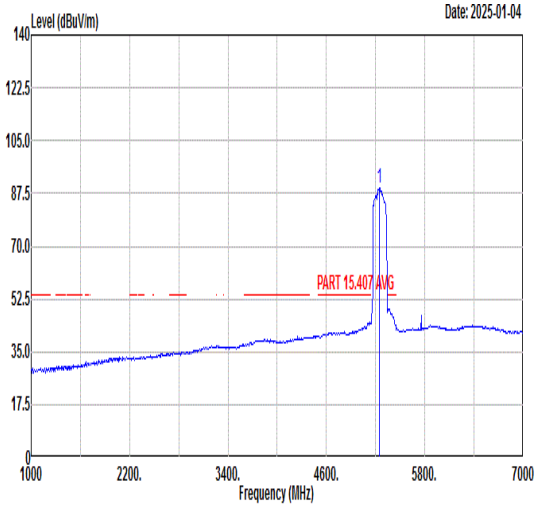 Freq Level Limit Line Margin (dB) Read Level Ant Factor Cable Loss Preamp Factor APos TPos Remark 1 5250.00 89.54 ------ ------ 77.62 36.50 8.87 33.45 253 274 AVERAGE

Mode	41	
	Band Edge - R	
	U-NII-1_5.15-5.35_802.11ax HE160_CH50_Full RU_5250MHz	
ANT	CDD 3+4	
Pol.	Vertical	Fundamental
Peak	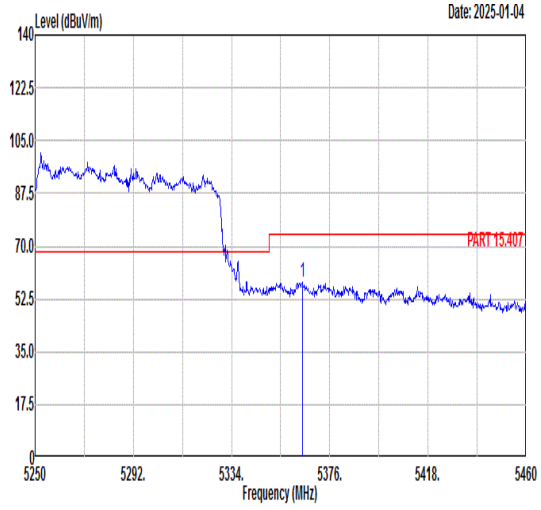 Freq Level Limit Line Margin (dB) Read Level Ant Factor Cable Loss Preamp Factor APos TPos Remark MHz dBuV/m dBuV/m dBuV dB/m dB dB cm deg 1 5364.24 58.21 74.00 -15.79 45.79 36.41 9.44 33.43 253 274 PEAK	Blank
Avg	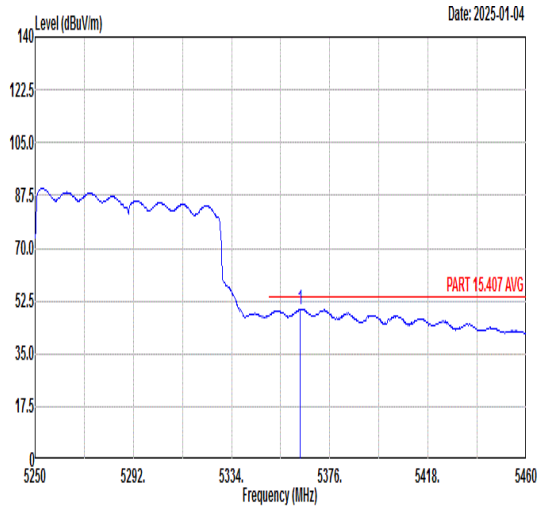 Freq Level Limit Line Margin (dB) Read Level Ant Factor Cable Loss Preamp Factor APos TPos Remark MHz dBuV/m dBuV/m dBuV dB/m dB dB cm deg 1 5363.19 49.90 54.00 -4.10 37.49 36.41 9.43 33.43 253 274 AVERAGE	Blank

Mode	41	
	Harmonic	
	U-NII-1_5.15-5.35_802.11ax HE160_CH50_Full RU_5250MHz	
ANT	CDD 3+4	
Pol.	Horizontal	Vertical
Peak Avg	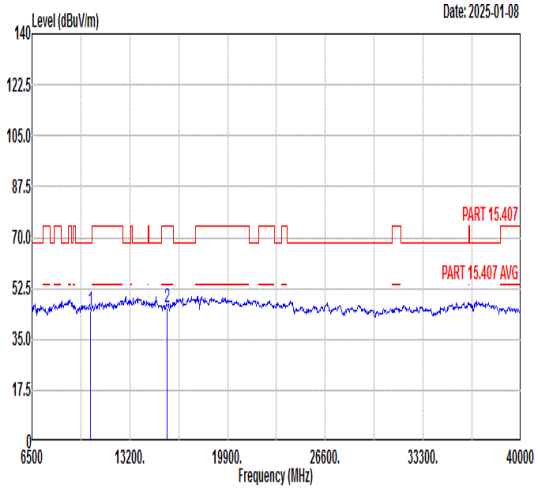 Freq Level Limit Line Margin Read Level Ant Factor Cable Loss Preamp Factor APos TPos Remark MHz dBuV/m dBuV/m dB dBuV dB/m dB dB cm deg 1 10500.00 45.11 68.30 -23.19 58.15 38.50 12.16 63.70 --- --- Peak 2 15750.00 45.85 74.00 -28.15 54.24 41.45 14.68 64.52 --- --- Peak	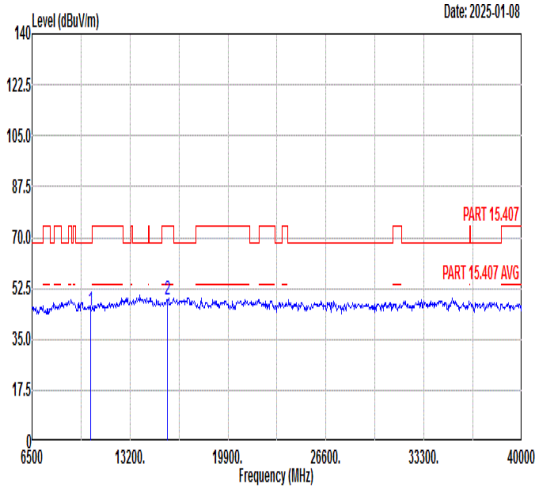 Freq Level Limit Line Margin Read Level Ant Factor Cable Loss Preamp Factor APos TPos Remark MHz dBuV/m dBuV/m dB dBuV dB/m dB dB cm deg 1 10500.00 45.11 68.30 -23.19 58.15 38.50 12.16 63.70 --- --- Peak 2 15750.00 48.39 74.00 -25.61 56.78 41.45 14.68 64.52 --- --- Peak

Mode	43	
	Band Edge	
	U-NII-3_5.725-5.85_802.11a_CH149_5745MHz	
ANT	CDD 3+4	
Pol.	Horizontal	Fundamental
Peak	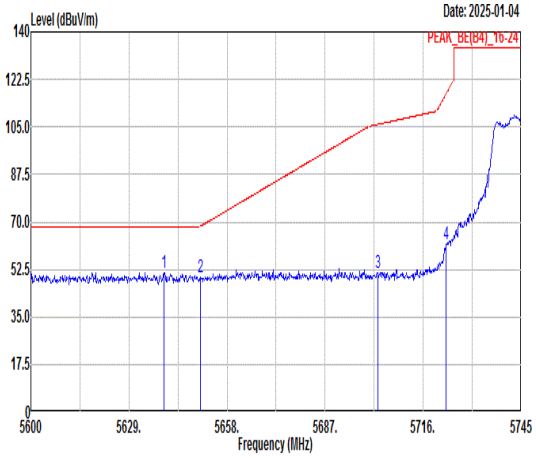 Freq Level Limit Line Margin (dB) Read Level Ant Factor Cable Loss Preamp Factor APos TPos Remark 1 5639.44 51.12 68.30 -17.18 38.27 36.44 9.84 33.43 200 281 PEAK 2 5650.17 49.69 68.43 -18.74 36.81 36.45 9.86 33.43 200 281 PEAK 3 5702.52 51.32 105.91 -54.59 38.29 36.50 9.97 33.44 200 281 PEAK 4 5722.82 61.83 117.22 -55.39 48.74 36.52 10.01 33.44 200 281 PEAK	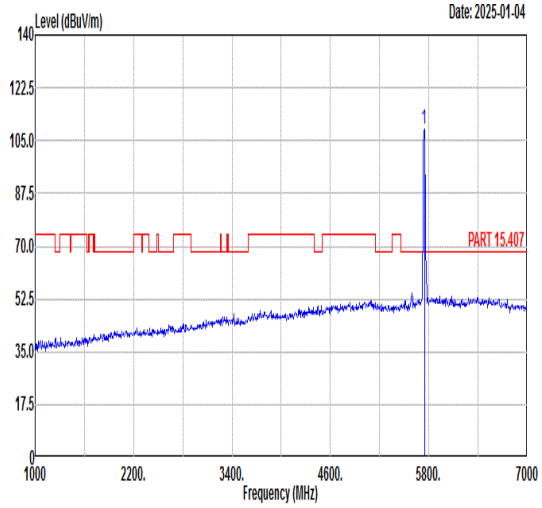 Freq Level Limit Line Margin (dB) Read Level Ant Factor Cable Loss Preamp Factor APos TPos Remark 1 5745.00 108.80 ------ ------ 95.64 36.55 10.06 33.45 200 281 PEAK
Avg	Blank	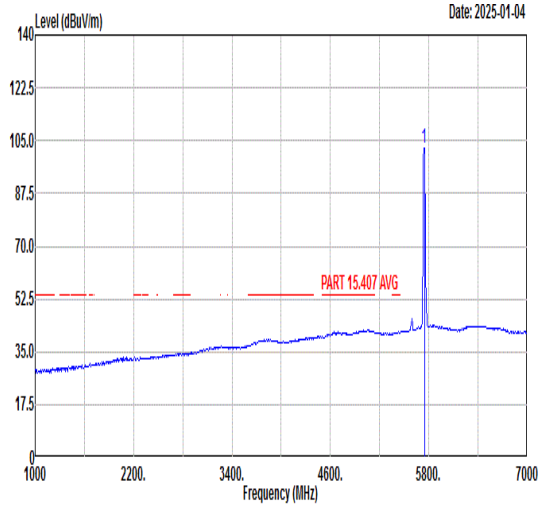 Freq Level Limit Line Margin (dB) Read Level Ant Factor Cable Loss Preamp Factor APos TPos Remark 1 5745.00 102.64 ------ ------ 89.50 36.54 10.05 33.45 200 281 AVERAGE

Mode	43	
	Band Edge	
	U-NII-3_5.725-5.85_802.11a_CH149_5745MHz	
ANT	CDD 3+4	
Pol.	Vertical	Fundamental
Peak	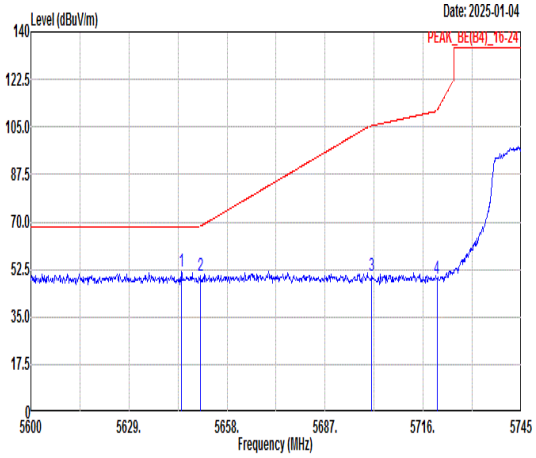 Freq Level Limit Line Margin (dB) Read Level Ant Factor Cable Loss Preamp Factor APos TPos Remark MHz dBuV/m dBuV/m dBuV dB/m dB dB cm deg 1 5644.52 51.54 68.30 -16.76 38.68 36.44 9.85 33.43 400 312 PEAK 2 5650.03 50.08 68.32 -18.24 37.20 36.45 9.86 33.43 400 312 PEAK 3 5700.63 50.11 105.38 -55.27 37.08 36.50 9.97 33.44 400 312 PEAK 4 5720.06 49.07 110.94 -61.87 35.98 36.52 10.01 33.44 400 312 PEAK	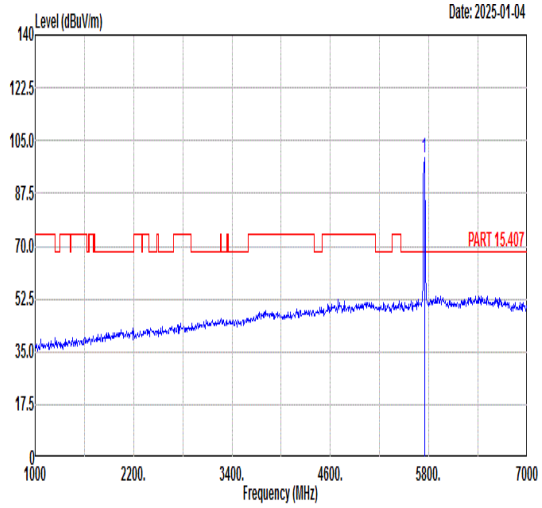 Freq Level Limit Line Margin (dB) Read Level Ant Factor Cable Loss Preamp Factor APos TPos Remark MHz dBuV/m dBuV/m dBuV dB/m dB dB cm deg 1 5745.00 99.43 ------ ------ 86.27 36.55 10.06 33.45 400 312 PEAK
Avg	Blank	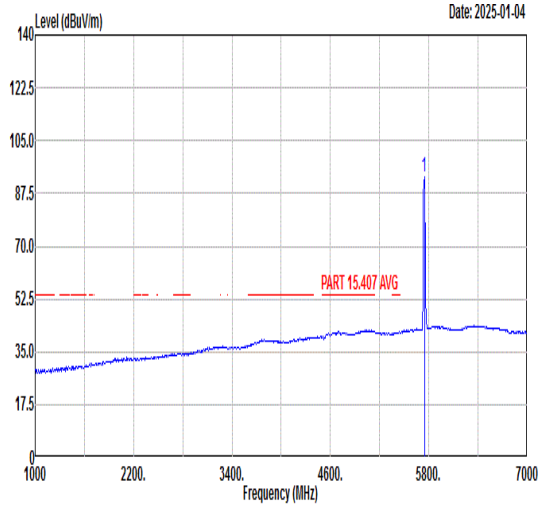 Freq Level Limit Line Margin (dB) Read Level Ant Factor Cable Loss Preamp Factor APos TPos Remark MHz dBuV/m dBuV/m dBuV dB/m dB dB cm deg 1 5745.00 93.03 ------ ------ 79.87 36.55 10.06 33.45 400 312 AVERAGE

Mode	43	
	Harmonic	
	U-NII-3_5.725-5.85_802.11a_CH149_5745MHz	
ANT	CDD 3+4	
Pol.	Horizontal	Vertical
Peak Avg	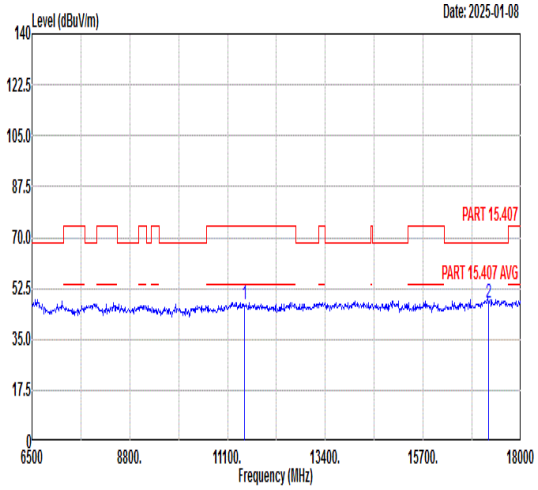 Freq Level Limit Line Margin Read Level Ant Factor Cable Loss Preamp Factor APos TPos Remark MHz dBuV/m dBuV/m dB dBuV dB/m dB dB cm deg 1 11490.00 47.13 74.00 -26.87 45.71 39.19 12.87 50.64 --- --- Peak 2 17235.00 47.61 68.30 -20.69 42.18 42.56 15.72 52.85 --- --- Peak	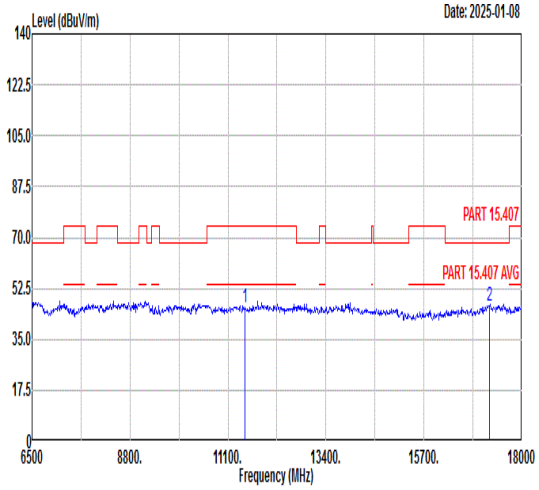 Freq Level Limit Line Margin Read Level Ant Factor Cable Loss Preamp Factor APos TPos Remark MHz dBuV/m dBuV/m dB dBuV dB/m dB dB cm deg 1 11490.00 45.79 74.00 -28.21 44.37 39.19 12.87 50.64 --- --- Peak 2 17235.00 46.28 68.30 -22.02 40.85 42.56 15.72 52.85 --- --- Peak

Mode	44	
	Harmonic	
	U-NII-3_5.725-5.85_802.11a_CH157_5785MHz	
ANT	CDD 3+4	
Pol.	Horizontal	Vertical
Peak Avg	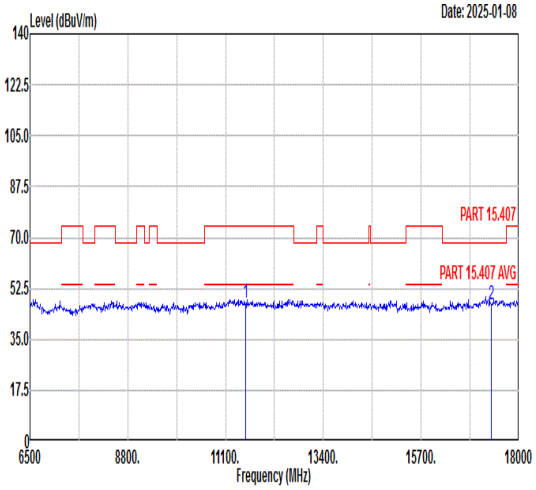 Freq Level Limit Line Margin Read Level Ant Factor Cable Loss Preamp Factor APos TPos Remark MHz dBuV/m dBuV/m dB dBuV dB/m dB dB cm deg 1 11570.00 47.62 74.00 -26.38 46.12 39.28 12.93 50.71 --- --- Peak 2 17355.00 47.23 68.30 -21.07 41.60 42.69 15.81 52.87 --- --- Peak	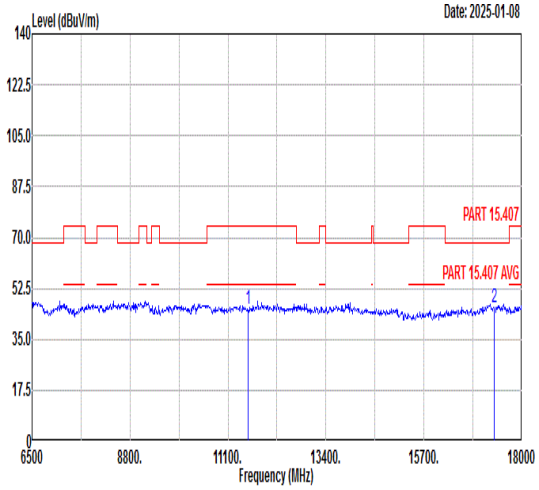 Freq Level Limit Line Margin Read Level Ant Factor Cable Loss Preamp Factor APos TPos Remark MHz dBuV/m dBuV/m dB dBuV dB/m dB dB cm deg 1 11570.00 45.57 74.00 -28.43 44.07 39.28 12.93 50.71 --- --- Peak 2 17355.00 45.90 68.30 -22.40 40.27 42.69 15.81 52.87 --- --- Peak

Mode	45	
	Band Edge	
	U-NII-3_5.725-5.85_802.11a_CH165_5825MHz	
ANT	CDD 3+4	
Pol.	Horizontal	Fundamental
Peak	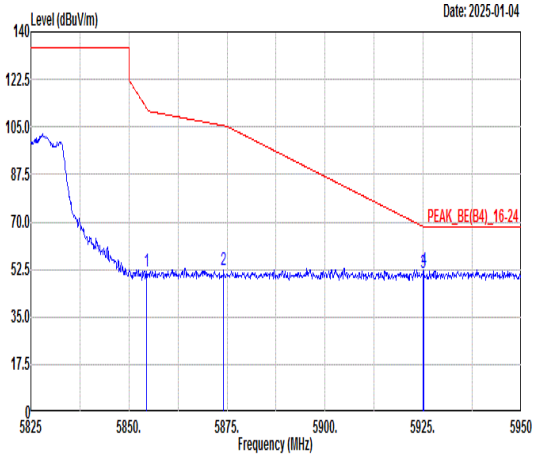 Freq Level Limit Line Margin (dB) Read Level Ant Factor Cable Loss Preamp Factor APos TPos Remark MHz dBuV/m dBuV/m dBuV dB/m dB dB cm deg 1 5854.50 51.91 111.94 -60.03 38.44 36.65 10.29 33.47 300 247 PEAK 2 5874.13 52.31 105.44 -53.13 38.78 36.67 10.33 33.47 300 247 PEAK 3 5925.00 51.44 68.30 -16.86 37.77 36.72 10.44 33.49 300 247 PEAK 4 5925.13 52.52 68.30 -15.78 38.84 36.73 10.44 33.49 300 247 PEAK	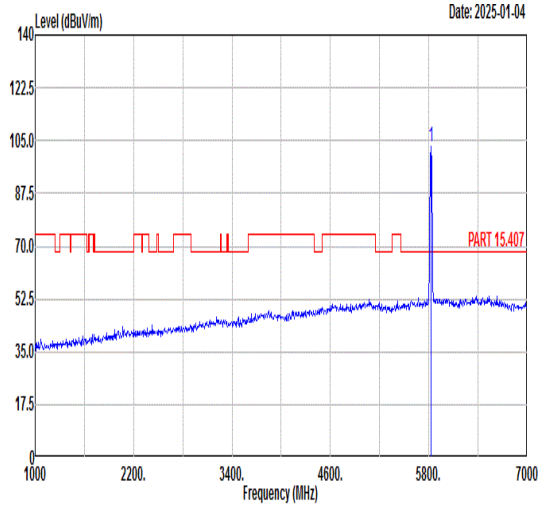 Freq Level Limit Line Margin (dB) Read Level Ant Factor Cable Loss Preamp Factor APos TPos Remark MHz dBuV/m dBuV/m dBuV dB/m dB dB cm deg 1 5825.00 102.86 ------ ------ 89.47 36.62 10.23 33.46 300 247 PEAK
Avg	Blank	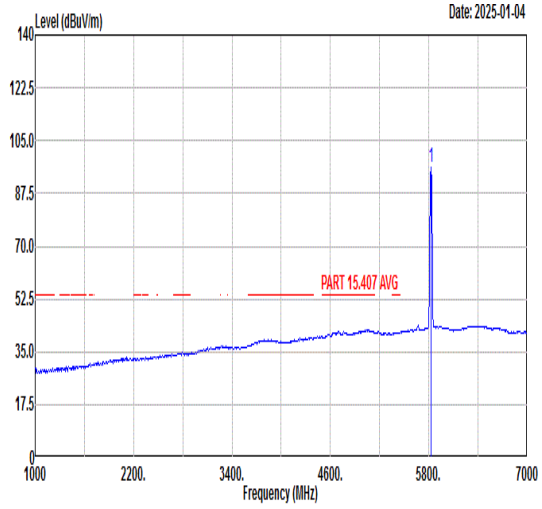 Freq Level Limit Line Margin (dB) Read Level Ant Factor Cable Loss Preamp Factor APos TPos Remark MHz dBuV/m dBuV/m dBuV dB/m dB dB cm deg 1 5825.00 96.33 ------ ------ 82.94 36.62 10.23 33.46 300 247 AVERAGE

Mode	45	
	Band Edge	
	U-NII-3_5.725-5.85_802.11a_CH165_5825MHz	
ANT	CDD 3+4	
Pol.	Vertical	Fundamental
Peak	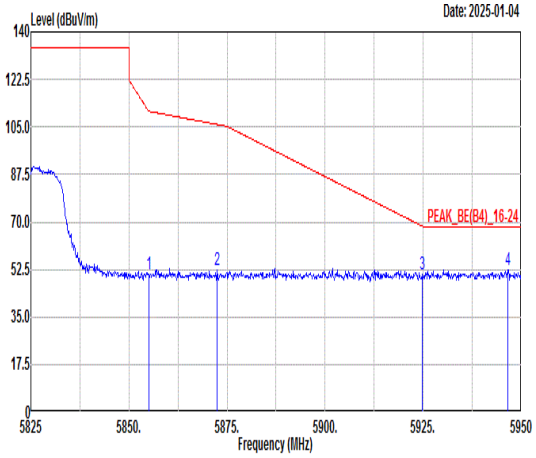 Freq Level Limit Line Margin (dB) Read Level Ant Factor Cable Loss Preamp Factor APos TPos Remark MHz dBuV/m dBuV/m dBuV dB/m dB dB cm deg 1 5855.00 50.95 110.80 -59.85 37.48 36.65 10.29 33.47 200 342 PEAK 2 5872.50 52.05 105.90 -53.85 38.52 36.67 10.33 33.47 200 342 PEAK 3 5924.75 50.75 68.48 -17.73 37.07 36.72 10.44 33.48 200 342 PEAK 4 5946.63 52.24 68.30 -16.06 38.50 36.75 10.48 33.49 200 342 PEAK	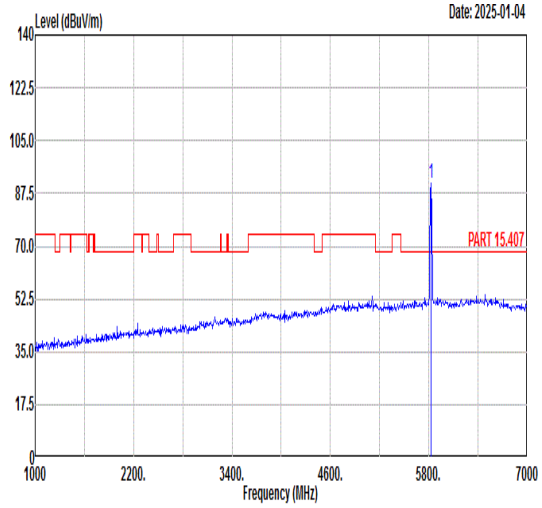 Freq Level Limit Line Margin (dB) Read Level Ant Factor Cable Loss Preamp Factor APos TPos Remark MHz dBuV/m dBuV/m dBuV dB/m dB dB cm deg 1 5825.00 91.00 ------ ------ 77.61 36.62 10.23 33.46 200 342 PEAK
Avg	Blank	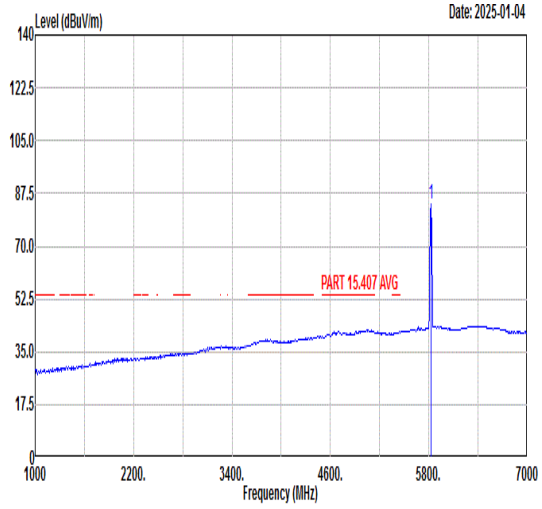 Freq Level Limit Line Margin (dB) Read Level Ant Factor Cable Loss Preamp Factor APos TPos Remark MHz dBuV/m dBuV/m dBuV dB/m dB dB cm deg 1 5825.00 84.11 ------ ------ 70.72 36.62 10.23 33.46 200 342 AVERAGE

Mode	45	
	Harmonic	
	U-NII-3_5.725-5.85_802.11a_CH165_5825MHz	
ANT	CDD 3+4	
Pol.	Horizontal	Vertical
Peak Avg	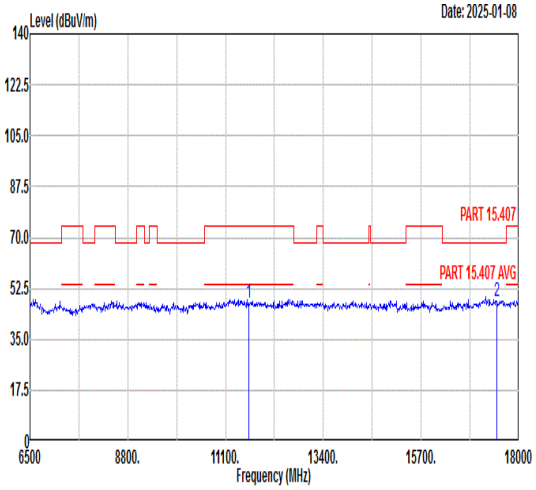 Freq Level Limit Line Margin Read Level Ant Factor Cable Loss Preamp Factor APos TPos Remark MHz dBuV/m dBuV/m dB dBuV dB/m dB dB cm deg 1 11650.00 47.30 74.00 -26.70 45.71 39.38 12.99 50.78 --- --- Peak 2 17475.00 48.14 68.30 -20.16 42.32 42.82 15.90 52.90 --- --- Peak	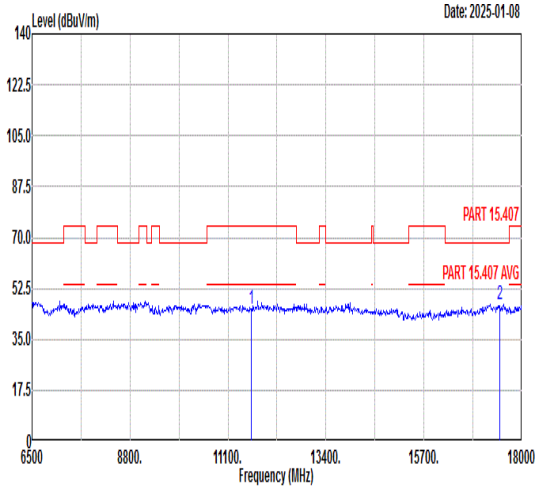 Freq Level Limit Line Margin Read Level Ant Factor Cable Loss Preamp Factor APos TPos Remark MHz dBuV/m dBuV/m dB dBuV dB/m dB dB cm deg 1 11650.00 45.67 74.00 -28.33 44.08 39.38 12.99 50.78 --- --- Peak 2 17475.00 46.83 68.30 -21.47 41.01 42.82 15.90 52.90 --- --- Peak

Mode	46	
	Band Edge	
	U-NII-3_5.725-5.85_802.11ax HE20_CH149_Full RU_5745MHz	
ANT	CDD 3+4	
Pol.	Horizontal	Fundamental
Peak	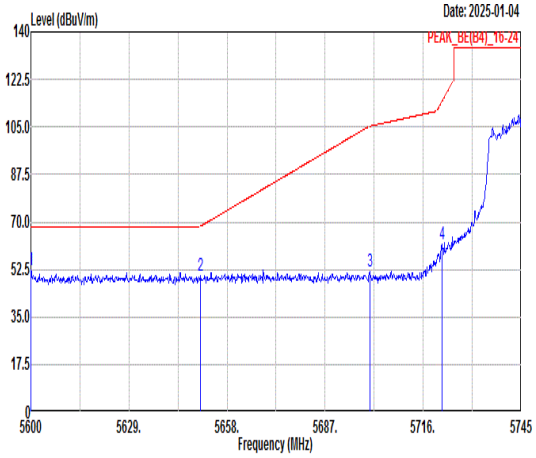 Freq Level Limit Line Margin (dB) Read Level Ant Factor Cable Loss Preamp Factor APos TPos Remark MHz dBuV/m dBuV/m dBuV dB/m dB dB cm deg 1 5600.00 52.06 68.30 -16.24 39.32 36.40 9.76 33.42 200 306 PEAK 2 5650.03 49.97 68.32 -18.35 37.09 36.45 9.86 33.43 200 306 PEAK 3 5700.20 52.00 105.25 -53.25 38.97 36.50 9.97 33.44 200 306 PEAK 4 5721.51 61.91 114.24 -52.33 48.82 36.52 10.01 33.44 200 306 PEAK	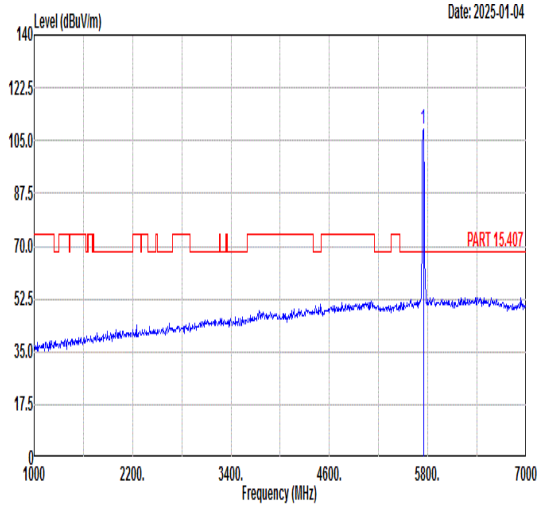 Freq Level Limit Line Margin (dB) Read Level Ant Factor Cable Loss Preamp Factor APos TPos Remark MHz dBuV/m dBuV/m dBuV dB/m dB dB cm deg 1 5745.00 108.83 ------ ------ 95.67 36.55 10.06 33.45 200 306 PEAK
Avg	Blank	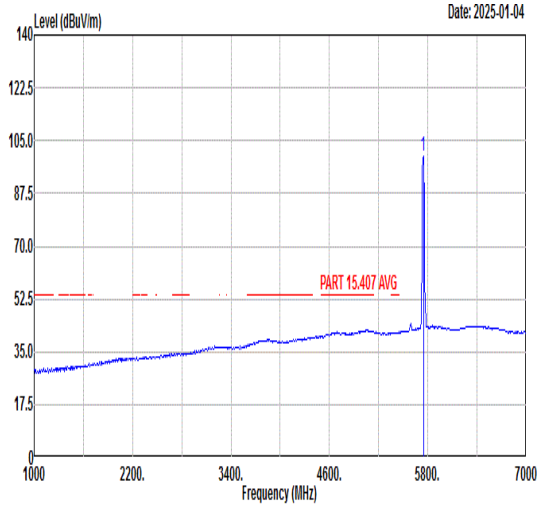 Freq Level Limit Line Margin (dB) Read Level Ant Factor Cable Loss Preamp Factor APos TPos Remark MHz dBuV/m dBuV/m dBuV dB/m dB dB cm deg 1 5745.00 99.70 ------ ------ 86.54 36.55 10.06 33.45 200 306 AVERAGE

Mode	46	
	Band Edge	
	U-NII-3_5.725-5.85_802.11ax HE20_CH149_Full RU_5745MHz	
ANT	CDD 3+4	
Pol.	Vertical	Fundamental
Peak	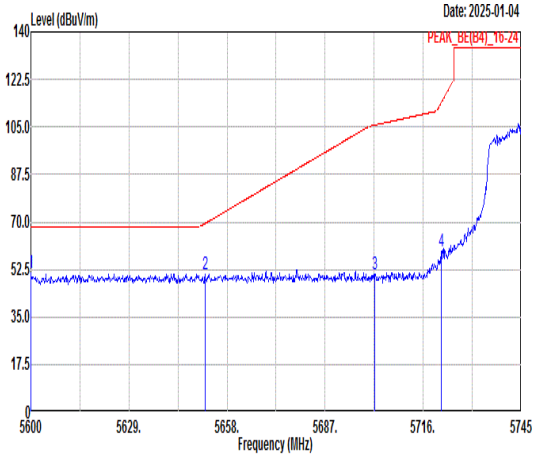 Freq Level Limit Line Margin (dB) Read Level Ant Factor Cable Loss Preamp Factor APos TPos Remark MHz dBuV/m dBuV/m dBuV dB/m dB dB cm deg 1 5600.00 51.44 68.30 -16.86 38.70 36.40 9.76 33.42 200 237 PEAK 2 5651.48 50.53 69.39 -18.86 37.65 36.45 9.86 33.43 200 237 PEAK 3 5701.65 50.88 105.66 -54.78 37.85 36.50 9.97 33.44 200 237 PEAK 4 5721.37 59.15 113.91 -54.76 46.06 36.52 10.01 33.44 200 237 PEAK	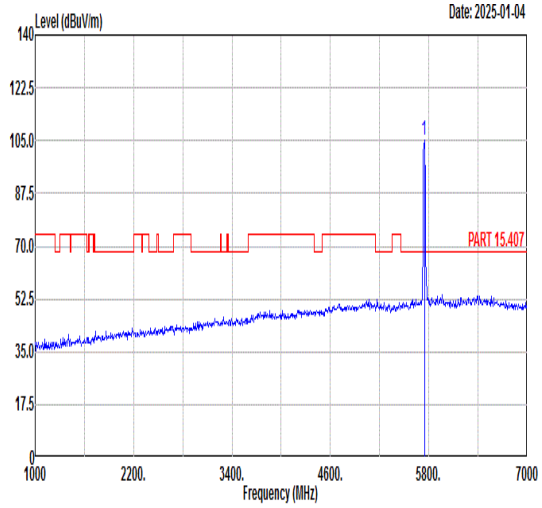 Freq Level Limit Line Margin (dB) Read Level Ant Factor Cable Loss Preamp Factor APos TPos Remark MHz dBuV/m dBuV/m dBuV dB/m dB dB cm deg 1 5745.00 104.98 ------ ------ 91.82 36.55 10.06 33.45 200 237 PEAK
Avg	Blank	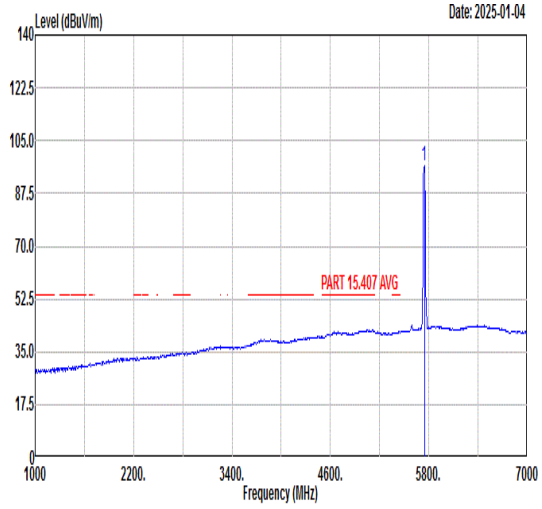 Freq Level Limit Line Margin (dB) Read Level Ant Factor Cable Loss Preamp Factor APos TPos Remark MHz dBuV/m dBuV/m dBuV dB/m dB dB cm deg 1 5745.00 96.94 ------ ------ 83.78 36.55 10.06 33.45 200 237 AVERAGE

Mode	46	
	Harmonic	
	U-NII-3_5.725-5.85_802.11ax HE20_CH149_Full RU_5745MHz	
ANT	CDD 3+4	
Pol.	Horizontal	Vertical
Peak Avg	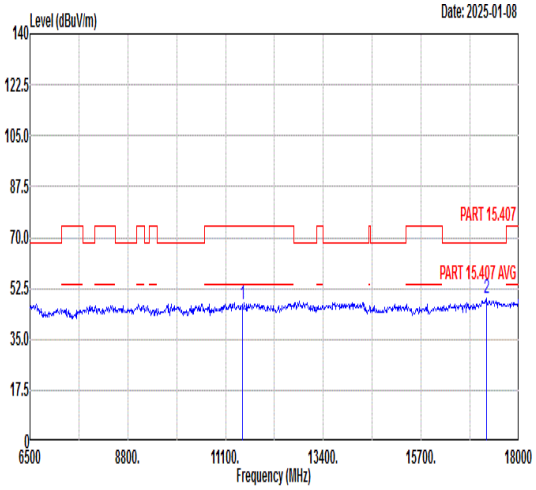 Freq Level Limit Line Margin Read Level Ant Factor Cable Loss Preamp Factor APos TPos Remark MHz dBuV/m dBuV/m dB dBuV dB/m dB dB cm deg 1 11490.00 46.76 74.00 -27.24 45.34 39.19 12.87 50.64 --- --- Peak 2 17235.00 49.11 68.30 -19.19 43.68 42.56 15.72 52.85 --- --- Peak	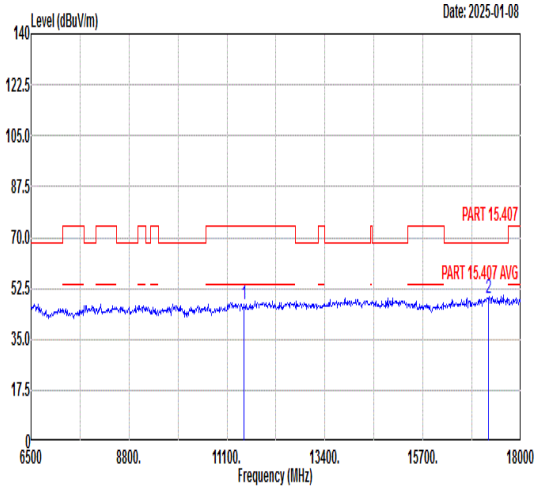 Freq Level Limit Line Margin Read Level Ant Factor Cable Loss Preamp Factor APos TPos Remark MHz dBuV/m dBuV/m dB dBuV dB/m dB dB cm deg 1 11490.00 46.93 74.00 -27.07 45.51 39.19 12.87 50.64 --- --- Peak 2 17235.00 48.90 68.30 -19.40 43.47 42.56 15.72 52.85 --- --- Peak

Mode	47	
	Harmonic	
	U-NII-3_5.725-5.85_802.11ax HE20_CH157_Full RU_5785MHz	
ANT	CDD 3+4	
Pol.	Horizontal	Vertical
Peak Avg	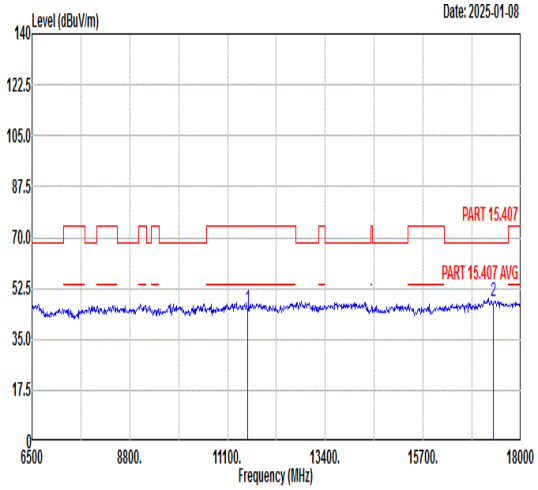 Freq Level Limit Line Margin Read Level Ant Factor Cable Loss Preamp Factor APos TPos Remark MHz dBuV/m dBuV/m dB dBuV dB/m dB dB cm deg 1 11570.00 45.58 74.00 -28.42 44.08 39.28 12.93 50.71 --- --- Peak 2 17355.00 48.15 68.30 -20.15 42.52 42.69 15.81 52.87 --- --- Peak	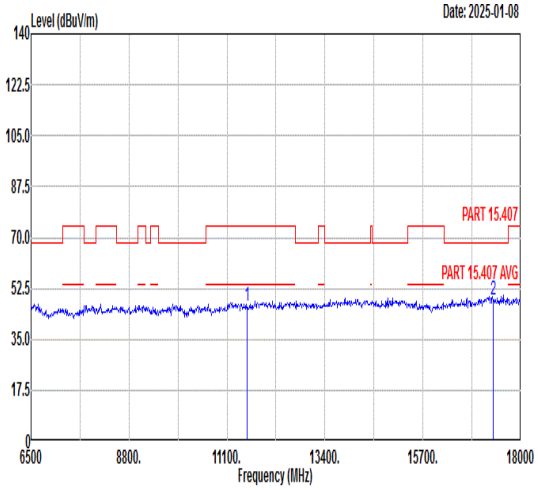 Freq Level Limit Line Margin Read Level Ant Factor Cable Loss Preamp Factor APos TPos Remark MHz dBuV/m dBuV/m dB dBuV dB/m dB dB cm deg 1 11570.00 46.62 74.00 -27.38 45.12 39.28 12.93 50.71 --- --- Peak 2 17355.00 48.35 68.30 -19.95 42.72 42.69 15.81 52.87 --- --- Peak

Mode	48	
	Band Edge	
	U-NII-3_5.725-5.85_802.11ax HE20_CH165_Full RU_5825MHz	
ANT	CDD 3+4	
Pol.	Horizontal	Fundamental
Peak	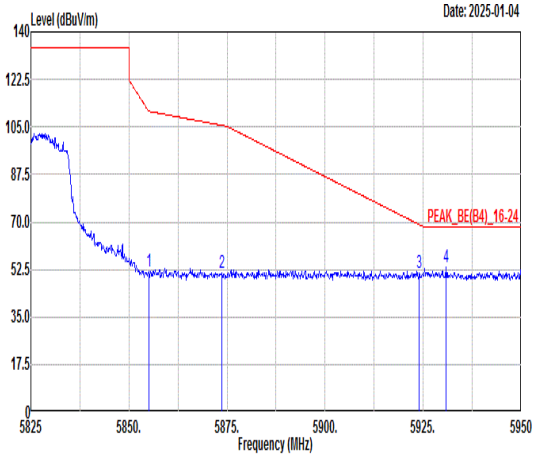 Freq Level Limit Line Margin (dB) Read Level Ant Factor Cable Loss Preamp Factor APos TPos Remark 1 5855.00 51.60 110.80 -59.20 38.13 36.65 10.29 33.47 300 20 PEAK 2 5873.75 51.42 105.55 -54.13 37.89 36.67 10.33 33.47 300 20 PEAK 3 5924.00 51.39 69.03 -17.64 37.71 36.72 10.44 33.48 300 20 PEAK 4 5930.88 53.33 68.30 -14.97 39.64 36.73 10.45 33.49 300 20 PEAK	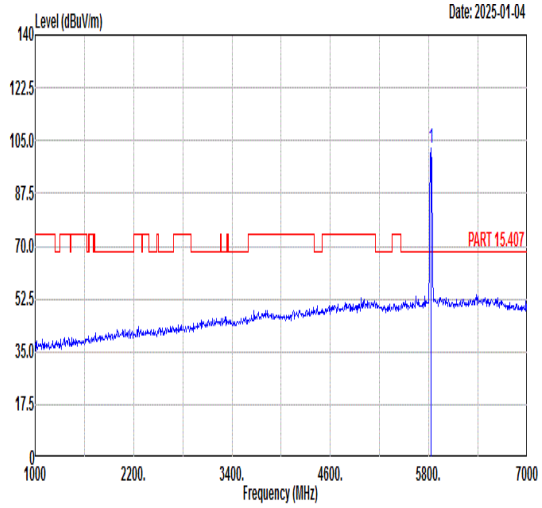 Freq Level Limit Line Margin (dB) Read Level Ant Factor Cable Loss Preamp Factor APos TPos Remark 1 5825.00 102.70 ------ ------ 89.30 36.63 10.24 33.47 300 20 PEAK
Avg	Blank	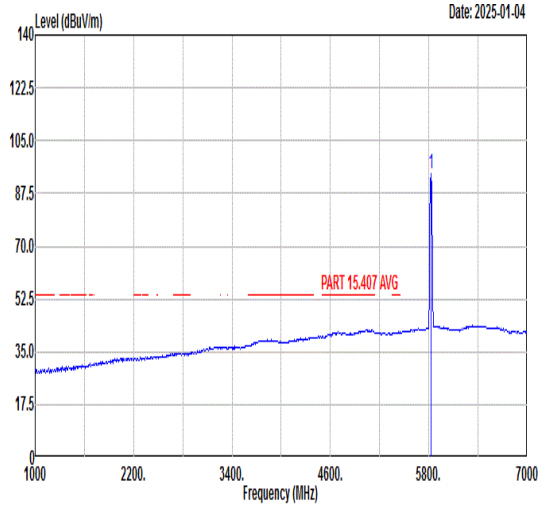 Freq Level Limit Line Margin (dB) Read Level Ant Factor Cable Loss Preamp Factor APos TPos Remark 1 5825.00 94.21 ------ ------ 80.81 36.63 10.24 33.47 300 20 AVERAGE

Mode	48	
	Band Edge	
	U-NII-3_5.725-5.85_802.11ax HE20_CH165_Full RU_5825MHz	
ANT	CDD 3+4	
Pol.	Vertical	Fundamental
Peak	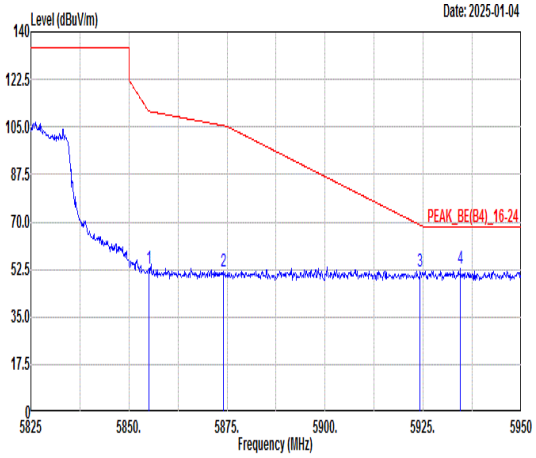 Freq Level Limit Line Margin (dB) Read Level Ant Factor Cable Loss Preamp Factor APos TPos Remark MHz dBuV/m dBuV/m dBuV dB/m dB dB cm deg 1 5855.00 52.78 110.80 -58.02 39.31 36.65 10.29 33.47 200 222 PEAK 2 5874.00 51.63 105.48 -53.85 38.10 36.67 10.33 33.47 200 222 PEAK 3 5924.25 52.01 68.85 -16.84 38.33 36.72 10.44 33.48 200 222 PEAK 4 5934.50 52.66 68.30 -15.64 38.96 36.73 10.46 33.49 200 222 PEAK	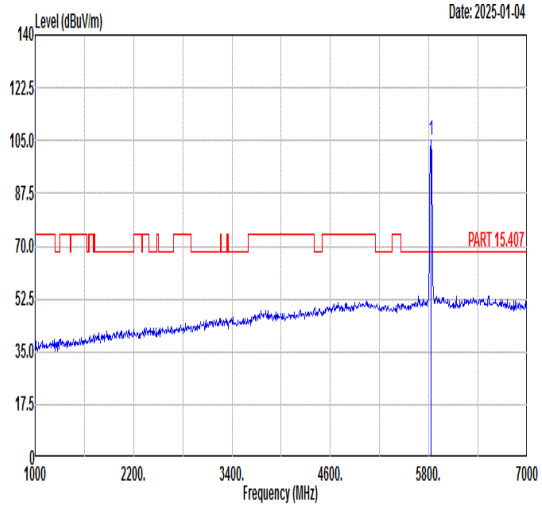 Freq Level Limit Line Margin (dB) Read Level Ant Factor Cable Loss Preamp Factor APos TPos Remark MHz dBuV/m dBuV/m dBuV dB/m dB dB cm deg 1 5825.00 105.25 ------ ------ 91.86 36.62 10.23 33.46 200 222 PEAK
Avg	Blank	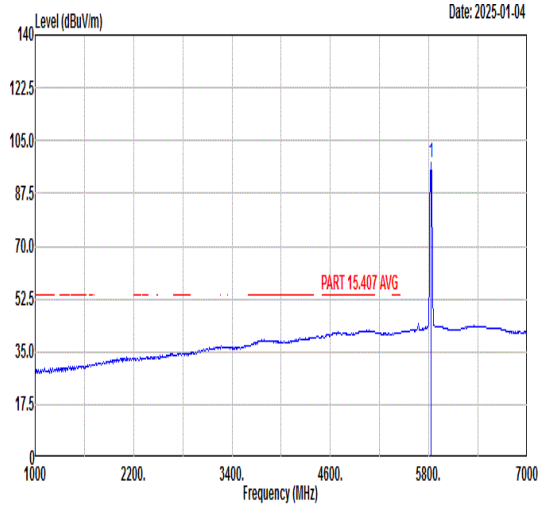 Freq Level Limit Line Margin (dB) Read Level Ant Factor Cable Loss Preamp Factor APos TPos Remark MHz dBuV/m dBuV/m dBuV dB/m dB dB cm deg 1 5825.00 97.65 ------ ------ 84.26 36.62 10.23 33.46 200 222 AVERAGE

Mode	48	
	Harmonic	
	U-NII-3_5.725-5.85_802.11ax HE20_CH165_Full RU_5825MHz	
ANT	CDD 3+4	
Pol.	Horizontal	Vertical
Peak Avg	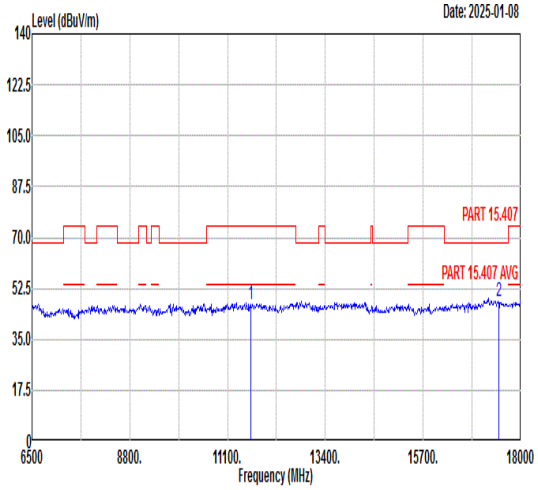 Freq Level Limit Line Margin Read Level Ant Factor Cable Loss Preamp Factor APos TPos Remark MHz dBuV/m dBuV/m dB dBuV dB/m dB dB cm deg 1 11650.00 47.20 74.00 -26.80 45.61 39.38 12.99 50.78 --- --- Peak 2 17475.00 47.87 68.30 -20.43 42.05 42.82 15.90 52.90 --- --- Peak	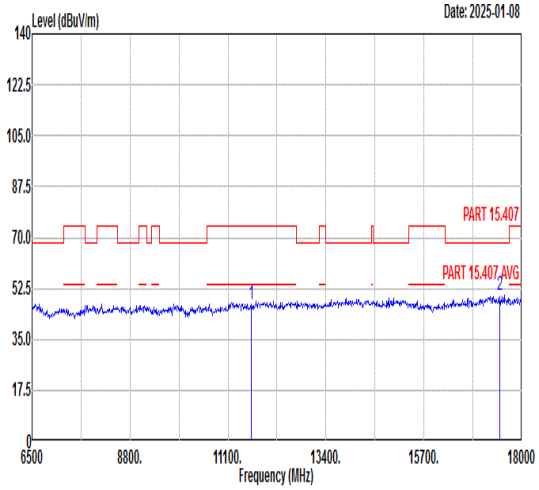 Freq Level Limit Line Margin Read Level Ant Factor Cable Loss Preamp Factor APos TPos Remark MHz dBuV/m dBuV/m dB dBuV dB/m dB dB cm deg 1 11650.00 46.98 74.00 -27.02 45.39 39.38 12.99 50.78 --- --- Peak 2 17475.00 50.22 68.30 -18.08 44.40 42.82 15.90 52.90 --- --- Peak

Mode	49	
	Band Edge - L	
	U-NII-3_5.725-5.85_802.11ax HE40_CH151_Full RU_5755MHz	
ANT	CDD 3+4	
Pol.	Horizontal	Fundamental
Peak	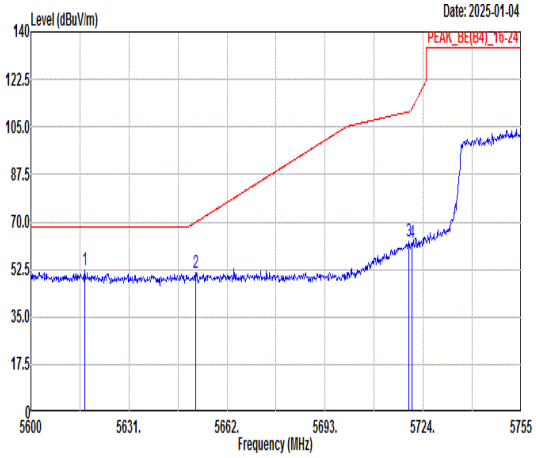 Freq Level Limit Line Margin (dB) Read Level Ant Factor Cable Loss Preamp Factor APos TPos Remark 1 5617.05 52.17 68.30 -16.13 39.38 36.42 9.79 33.42 200 279 PEAK 2 5652.08 51.32 69.84 -18.52 38.43 36.45 9.87 33.43 200 279 PEAK 3 5719.35 62.74 110.62 -47.88 49.65 36.52 10.01 33.44 200 279 PEAK 4 5720.44 62.37 111.79 -49.42 49.28 36.52 10.01 33.44 200 279 PEAK	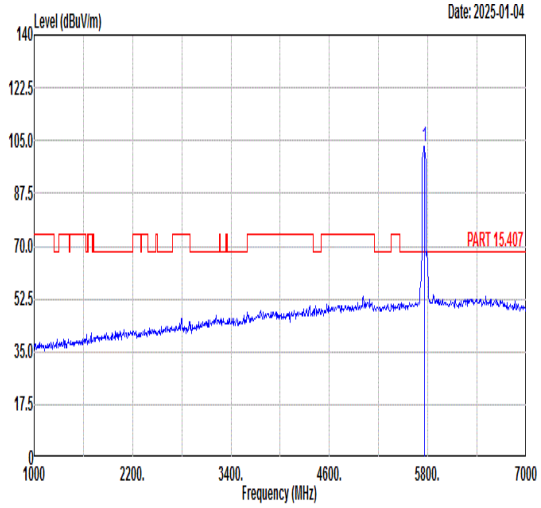 Freq Level Limit Line Margin (dB) Read Level Ant Factor Cable Loss Preamp Factor APos TPos Remark 1 5755.00 103.08 ------ ------ 89.90 36.55 10.08 33.45 200 279 PEAK
Avg	Blank	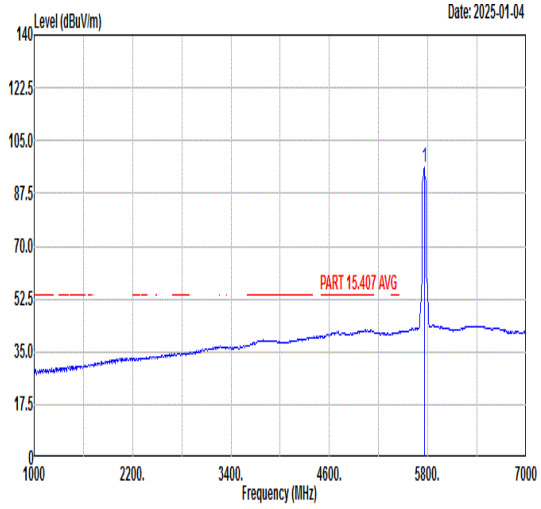 Freq Level Limit Line Margin (dB) Read Level Ant Factor Cable Loss Preamp Factor APos TPos Remark 1 5755.00 96.07 ------ ------ 82.87 36.56 10.09 33.45 200 279 AVERAGE

Mode	49	
	Band Edge - R	
	U-NII-3_5.725-5.85_802.11ax HE40_CH151_Full RU_5755MHz	
ANT	CDD 3+4	
Pol.	Horizontal	Fundamental
Peak	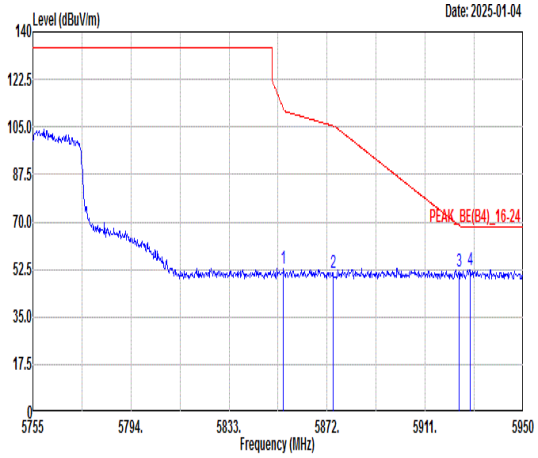 Freq Level Limit Line Margin (dB) Read Level Ant Factor Cable Loss Preamp Factor APos TPos Remark MHz dBuV/m dBuV/m dBuV dB/m dB dB cm deg 1 5854.65 52.69 111.61 -58.92 39.22 36.65 10.29 33.47 200 279 PEAK 2 5874.34 51.47 105.38 -53.91 37.94 36.67 10.33 33.47 200 279 PEAK 3 5924.46 51.92 68.70 -16.78 38.24 36.72 10.44 33.48 200 279 PEAK 4 5928.94 52.41 68.30 -15.89 38.72 36.73 10.45 33.49 200 279 PEAK	Blank

Mode	49	
	Band Edge - L	
	U-NII-3_5.725-5.85_802.11ax HE40_CH151_Full RU_5755MHz	
ANT	CDD 3+4	
Pol.	Vertical	Fundamental
Peak	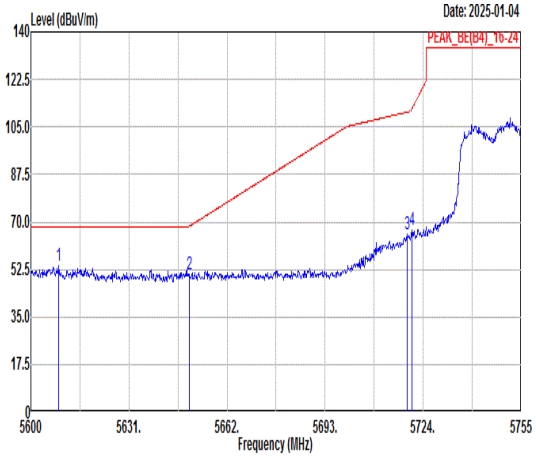 Freq Level Limit Line Margin (dB) Read Level Ant Factor Cable Loss Preamp Factor APos TPos Remark MHz dBuV/m dBuV/m dBuV dB/m dB dB cm deg 1 5608.84 54.00 68.30 -14.30 41.24 36.41 9.77 33.42 185 278 PEAK 2 5650.07 50.75 68.35 -17.60 37.87 36.45 9.86 33.43 185 278 PEAK 3 5718.89 65.27 110.49 -45.22 52.18 36.52 10.01 33.44 185 278 PEAK 4 5720.44 66.88 111.79 -44.91 53.79 36.52 10.01 33.44 185 278 PEAK	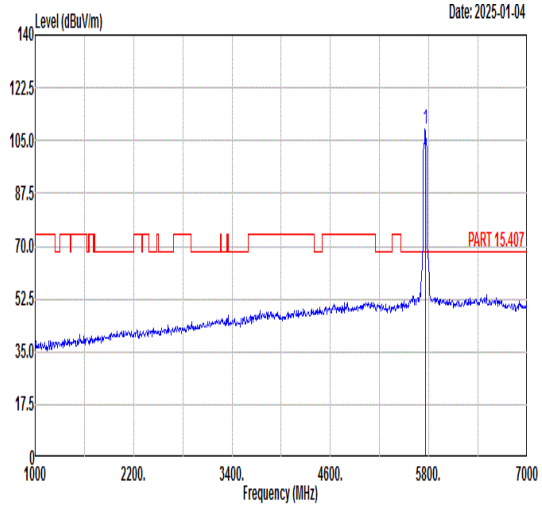 Freq Level Limit Line Margin (dB) Read Level Ant Factor Cable Loss Preamp Factor APos TPos Remark MHz dBuV/m dBuV/m dBuV dB/m dB dB cm deg 1 5755.00 108.91 ------ ------ 95.73 36.55 10.08 33.45 185 278 PEAK
Avg	Blank	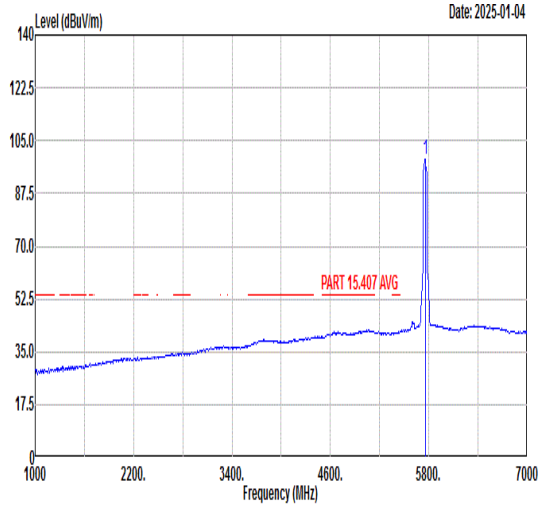 Freq Level Limit Line Margin (dB) Read Level Ant Factor Cable Loss Preamp Factor APos TPos Remark MHz dBuV/m dBuV/m dBuV dB/m dB dB cm deg 1 5755.00 99.04 ------ ------ 85.86 36.55 10.08 33.45 185 278 AVERAGE

Mode	49	
	Band Edge - R	
	U-NII-3_5.725-5.85_802.11ax HE40_CH151_Full RU_5755MHz	
ANT	CDD 3+4	
Pol.	Vertical	Fundamental
Peak	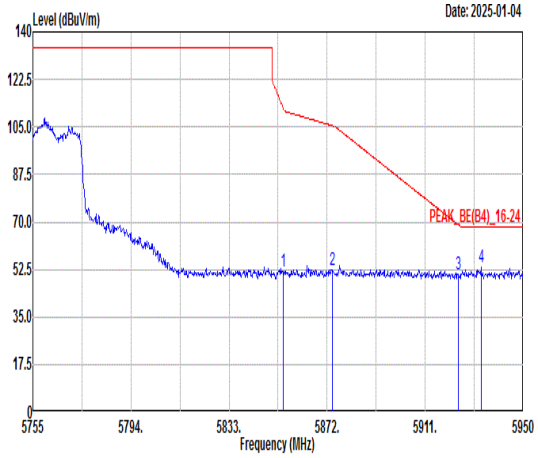 Freq Level Limit Line Margin (dB) Read Level Ant Factor Cable Loss Preamp Factor APos TPos Remark MHz dBuV/m dBuV/m dBuV dB/m dB dB cm deg 1 5854.45 51.87 112.05 -60.18 38.40 36.65 10.29 33.47 185 278 PEAK 2 5873.95 52.53 105.49 -52.96 39.00 36.67 10.33 33.47 185 278 PEAK 3 5924.26 50.67 68.84 -18.17 36.99 36.72 10.44 33.48 185 278 PEAK 4 5933.23 53.29 68.30 -15.01 39.59 36.73 10.46 33.49 185 278 PEAK	Blank

Mode	49	
	Harmonic	
	U-NII-3_5.725-5.85_802.11ax HE40_CH151_Full RU_5755MHz	
ANT	CDD 3+4	
Pol.	Horizontal	Vertical
Peak Avg	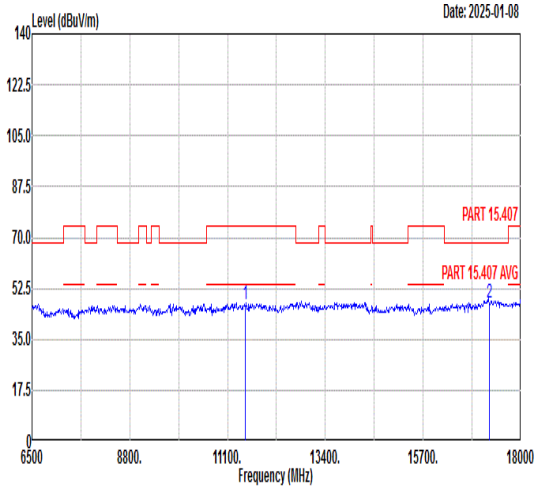 Freq Level Limit Line Margin Read Level Ant Factor Cable Loss Preamp Factor APos TPos Remark MHz dBuV/m dBuV/m dB dBuV dB/m dB dB cm deg 1 11510.00 47.22 74.00 -26.78 45.78 39.21 12.89 50.66 --- --- Peak 2 17265.00 47.48 68.30 -20.82 42.00 42.59 15.74 52.85 --- --- Peak	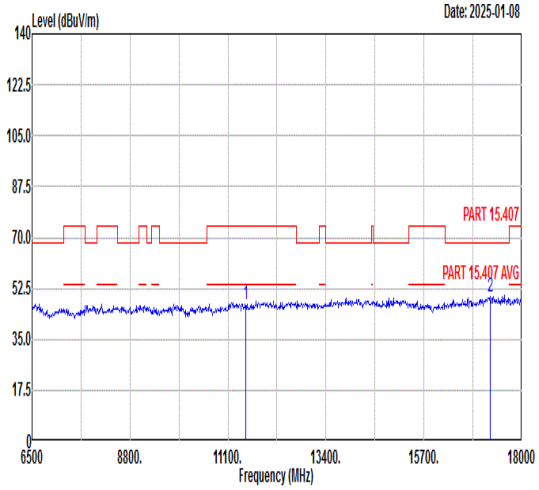 Freq Level Limit Line Margin Read Level Ant Factor Cable Loss Preamp Factor APos TPos Remark MHz dBuV/m dBuV/m dB dBuV dB/m dB dB cm deg 1 11510.00 46.93 74.00 -27.07 45.49 39.21 12.89 50.66 --- --- Peak 2 17265.00 49.63 68.30 -18.67 44.15 42.59 15.74 52.85 --- --- Peak

Mode	50	
	Band Edge - L	
	U-NII-3_5.725-5.85_802.11ax HE40_CH159_Full RU_5795MHz	
ANT	CDD 3+4	
Pol.	Horizontal	Fundamental
Peak	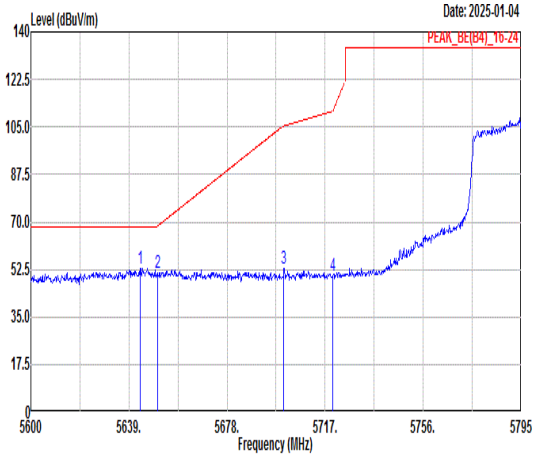 Freq Level Limit Line Margin (dB) Read Level Ant Factor Cable Loss Preamp Factor APos TPos Remark MHz dBuV/m dBuV/m dBuV dB/m dB dB cm deg 1 5643.49 53.09 68.30 -15.21 40.23 36.44 9.85 33.43 200 280 PEAK 2 5650.31 51.20 68.53 -17.33 38.32 36.45 9.86 33.43 200 280 PEAK 3 5700.62 52.99 105.37 -52.38 39.96 36.50 9.97 33.44 200 280 PEAK 4 5720.12 50.33 111.07 -60.74 37.24 36.52 10.01 33.44 200 280 PEAK	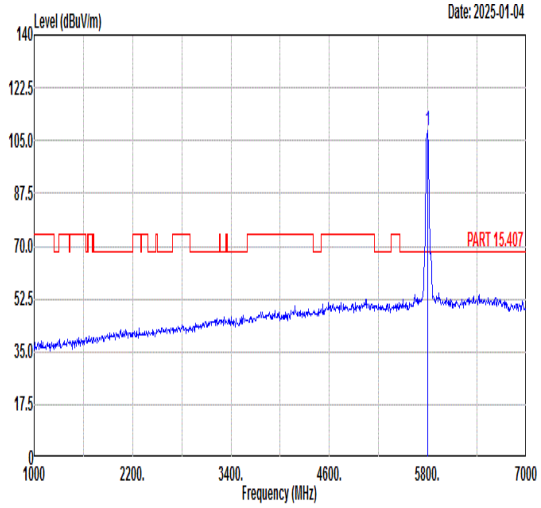 Freq Level Limit Line Margin (dB) Read Level Ant Factor Cable Loss Preamp Factor APos TPos Remark MHz dBuV/m dBuV/m dBuV dB/m dB dB cm deg 1 5795.00 108.31 ------ ------ 95.02 36.59 10.16 33.46 200 280 PEAK
Avg	Blank	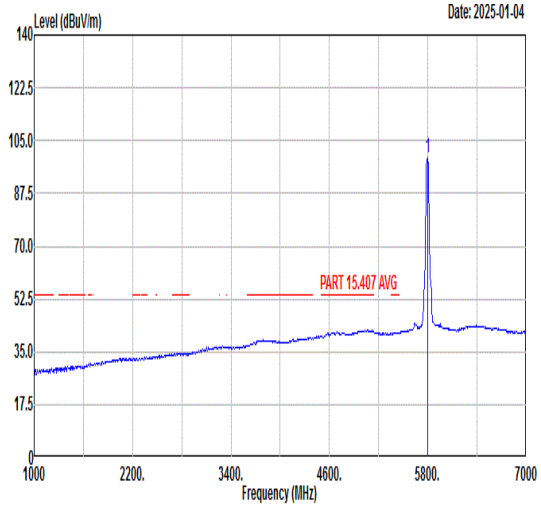 Freq Level Limit Line Margin (dB) Read Level Ant Factor Cable Loss Preamp Factor APos TPos Remark MHz dBuV/m dBuV/m dBuV dB/m dB dB cm deg 1 5795.00 99.47 ------ ------ 86.18 36.59 10.16 33.46 200 280 AVERAGE