Mode	50	
	Band Edge - R	
	U-NII-3_5.725-5.85_802.11ax HE40_CH159_Full RU_5795MHz	
ANT	CDD 3+4	
Pol.	Horizontal	Fundamental
Peak	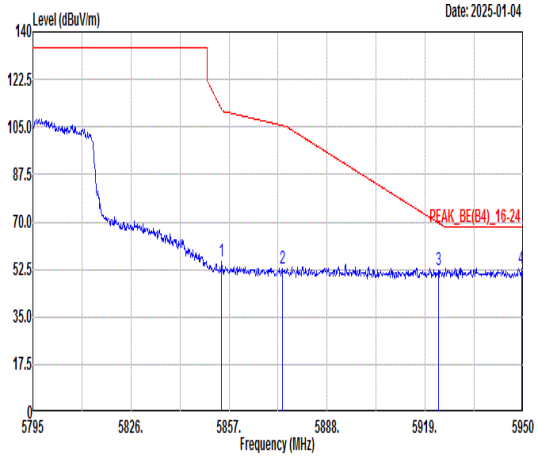 Freq Level Limit Line Margin (dB) Read Level Ant Factor Cable Loss Preamp Factor APos TPos Remark MHz dBuV/m dBuV/m dBuV dB/m dB dB cm deg 1 5854.68 55.51 111.54 -56.03 42.04 36.65 10.29 33.47 200 280 PEAK 2 5873.90 52.93 105.51 -52.58 39.40 36.67 10.33 33.47 200 280 PEAK 3 5923.19 52.35 69.63 -17.28 38.67 36.72 10.44 33.48 200 280 PEAK 4 5949.38 52.99 68.30 -15.31 39.24 36.75 10.49 33.49 200 280 PEAK	Blank

Mode	50
	Band Edge - L
	U-NII-3_5.725-5.85_802.11ax HE40_CH159_Full RU_5795MHz
ANT	CDD 3+4

Pol.	Vertical	Fundamental
Peak	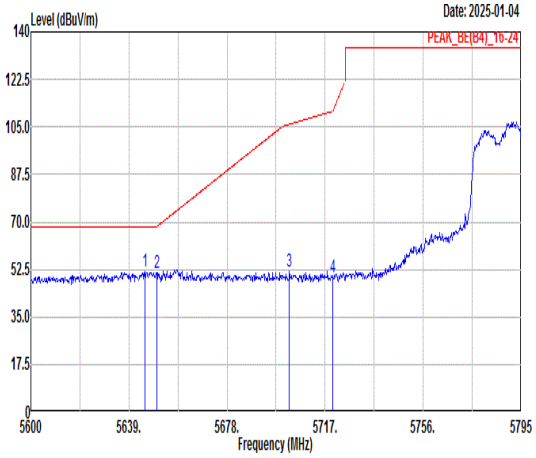 Freq Level Limit Line Margin (dB) Read Level Ant Factor Cable Loss Preamp Factor APos TPos Remark MHz dBuV/m dBuV/m dBuV dB/m dB dB cm deg 1 5645.24 51.96 68.30 -16.34 39.09 36.45 9.85 33.43 200 285 PEAK 2 5650.12 51.20 68.39 -17.19 38.32 36.45 9.86 33.43 200 285 PEAK 3 5702.77 51.69 105.98 -54.29 38.66 36.50 9.97 33.44 200 285 PEAK 4 5720.12 49.78 111.07 -61.29 36.69 36.52 10.01 33.44 200 285 PEAK	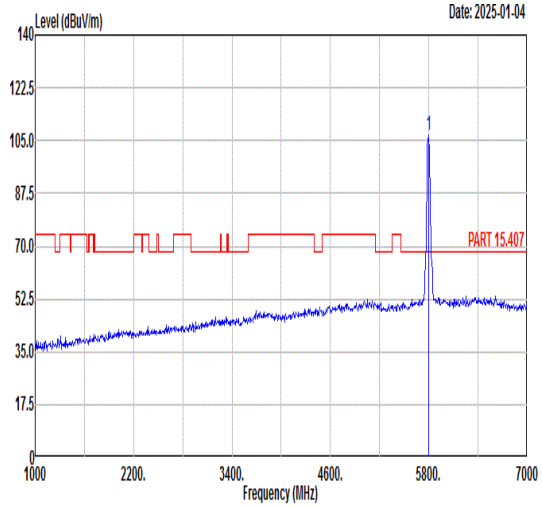 Freq Level Limit Line Margin (dB) Read Level Ant Factor Cable Loss Preamp Factor APos TPos Remark MHz dBuV/m dBuV/m dBuV dB/m dB dB cm deg 1 5795.00 106.60 ------ ------ 93.31 36.59 10.16 33.46 200 285 PEAK
Avg	Blank	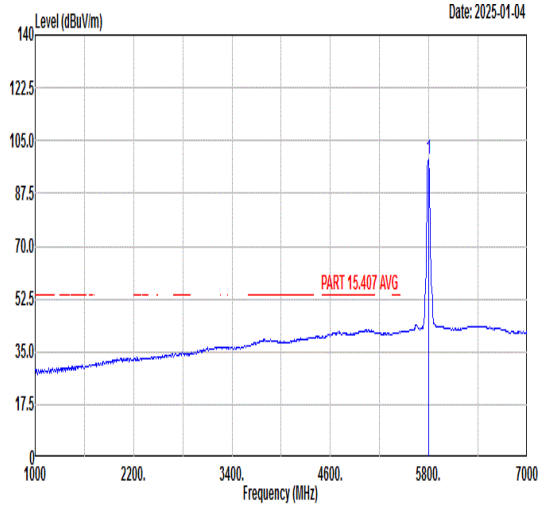 Freq Level Limit Line Margin (dB) Read Level Ant Factor Cable Loss Preamp Factor APos TPos Remark MHz dBuV/m dBuV/m dBuV dB/m dB dB cm deg 1 5795.00 98.55 ------ ------ 85.26 36.59 10.16 33.46 200 285 AVERAGE

Mode	50	
	Band Edge - R	
	U-NII-3_5.725-5.85_802.11ax HE40_CH159_Full RU_5795MHz	
ANT	CDD 3+4	
Pol.	Vertical	Fundamental
Peak	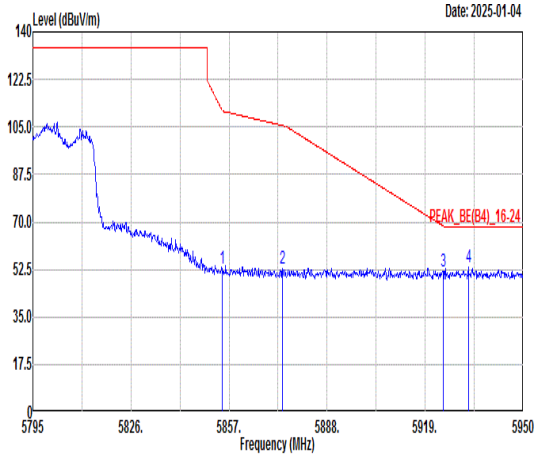 Freq Level Limit Line Margin (dB) Read Level Ant Factor Cable Loss Preamp Factor APos TPos Remark MHz dBuV/m dBuV/m dBuV dB/m dB dB cm deg 1 5854.83 53.05 111.19 -58.14 39.58 36.65 10.29 33.47 200 285 PEAK 2 5873.90 52.65 105.51 -52.86 39.12 36.67 10.33 33.47 200 285 PEAK 3 5924.74 51.80 68.49 -16.69 38.12 36.72 10.44 33.48 200 285 PEAK 4 5932.64 53.56 68.30 -14.74 39.86 36.73 10.46 33.49 200 285 PEAK	Blank

Mode	50	
	Harmonic	
	U-NII-3_5.725-5.85_802.11ax HE40_CH159_Full RU_5795MHz	
ANT	CDD 3+4	
Pol.	Horizontal	Vertical
Peak Avg	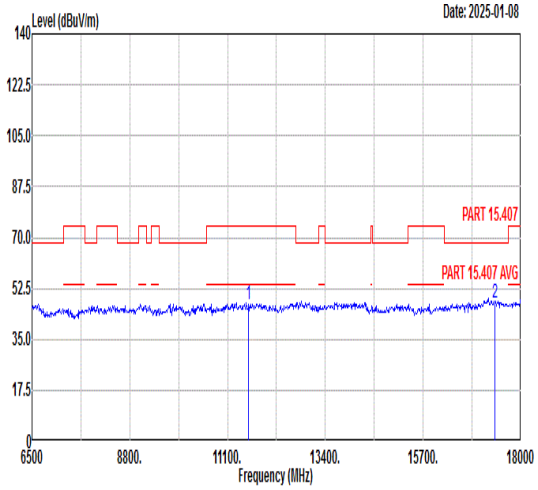 Freq Level Limit Line Margin Read Level Ant Factor Cable Loss Preamp Factor APos TPos Remark MHz dBuV/m dBuV/m dB dBuV dB/m dB dB cm deg 1 11590.00 46.92 74.00 -27.08 45.39 39.31 12.95 50.73 --- --- Peak 2 17385.00 47.42 68.30 -20.88 41.75 42.72 15.83 52.88 --- --- Peak	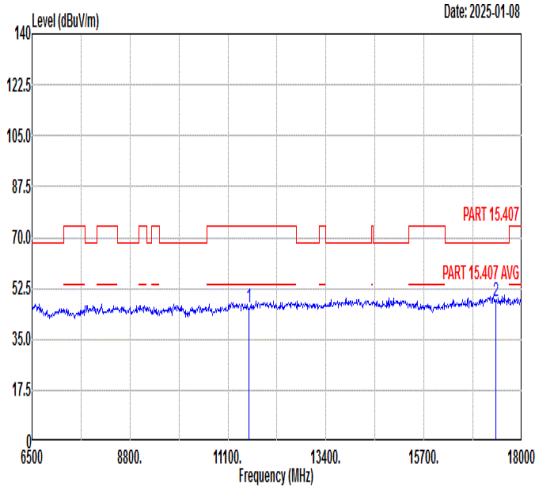 Freq Level Limit Line Margin Read Level Ant Factor Cable Loss Preamp Factor APos TPos Remark MHz dBuV/m dBuV/m dB dBuV dB/m dB dB cm deg 1 11590.00 45.99 74.00 -28.01 44.46 39.31 12.95 50.73 --- --- Peak 2 17385.00 47.92 68.30 -20.38 42.25 42.72 15.83 52.88 --- --- Peak

Mode	51	
	Band Edge - L	
	U-NII-3_5.725-5.85_802.11ax HE80_CH155_Full RU_5775MHz	
ANT	CDD 3+4	
Pol.	Horizontal	Fundamental
Peak	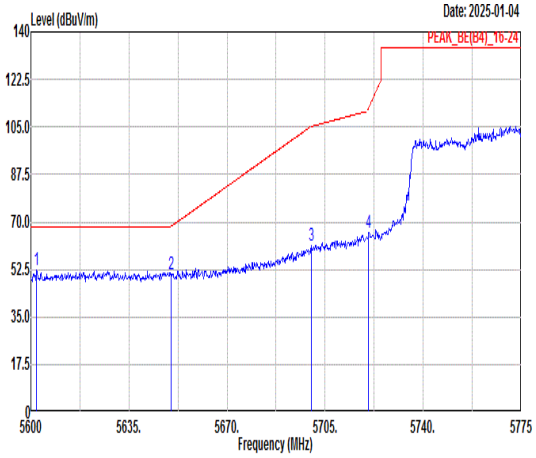 Freq Level Limit Line Margin (dB) Read Level Ant Factor Cable Loss Preamp Factor APos TPos Remark 1 5602.10 52.05 68.30 -16.25 39.31 36.40 9.76 33.42 210 280 PEAK 2 5650.05 50.58 68.34 -17.76 37.70 36.45 9.86 33.43 210 280 PEAK 3 5700.10 61.50 105.23 -43.73 48.47 36.50 9.97 33.44 210 280 PEAK 4 5720.58 66.03 112.11 -46.08 52.94 36.52 10.01 33.44 210 280 PEAK	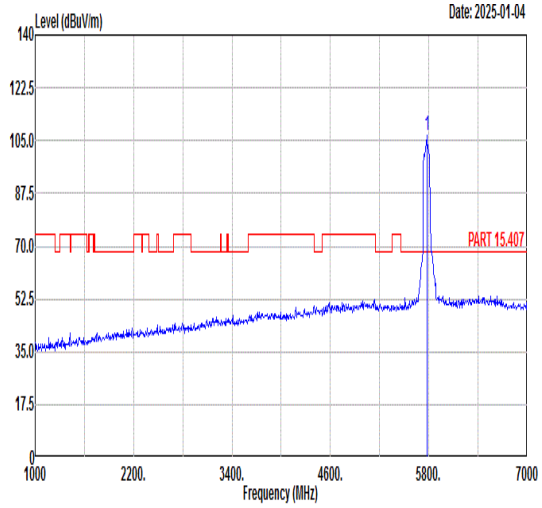 Freq Level Limit Line Margin (dB) Read Level Ant Factor Cable Loss Preamp Factor APos TPos Remark 1 5775.00 106.71 ------ ------ 93.46 36.58 10.13 33.46 210 280 PEAK
Avg	Blank	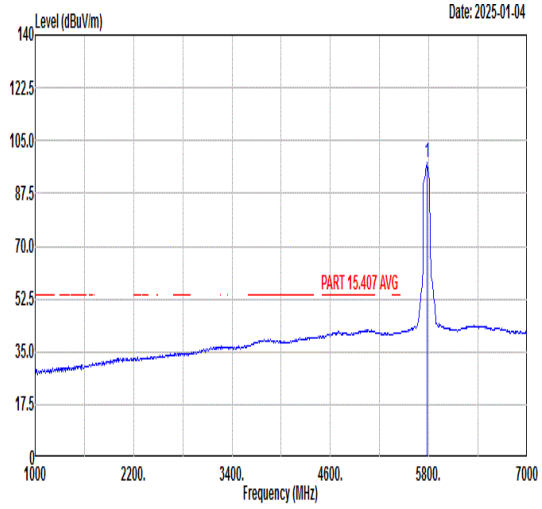 Freq Level Limit Line Margin (dB) Read Level Ant Factor Cable Loss Preamp Factor APos TPos Remark 1 5775.00 97.49 ------ ------ 84.23 36.58 10.14 33.46 210 280 AVERAGE

Mode	51	
	Band Edge - R	
	U-NII-3_5.725-5.85_802.11ax HE80_CH155_Full RU_5775MHz	
ANT	CDD 3+4	
Pol.	Horizontal	Fundamental
Peak	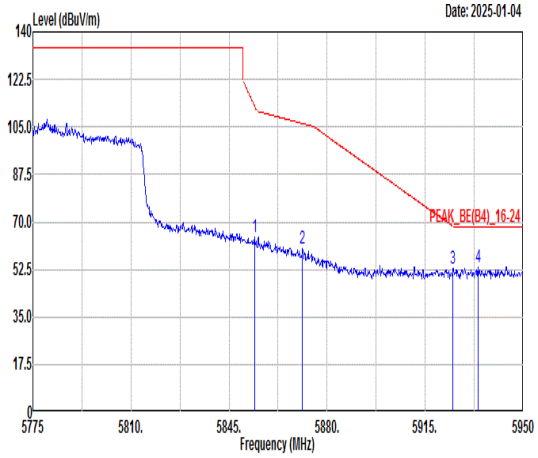 Freq Level Limit Line Margin (dB) Read Level Ant Factor Cable Loss Preamp Factor APos TPos Remark MHz dBuV/m dBuV/m dBuV dB/m dB dB cm deg 1 5854.10 64.51 112.85 -48.34 51.04 36.65 10.29 33.47 210 280 PEAK 2 5871.25 60.11 106.25 -46.14 46.58 36.67 10.33 33.47 210 280 PEAK 3 5924.98 52.64 68.32 -15.68 38.97 36.72 10.44 33.49 210 280 PEAK 4 5933.90 53.42 68.30 -14.88 39.72 36.73 10.46 33.49 210 280 PEAK	Blank

Mode	51	
	Band Edge - L	
	U-NII-3_5.725-5.85_802.11ax HE80_CH155_Full RU_5775MHz	
ANT	CDD 3+4	
Pol.	Vertical	Fundamental
Peak	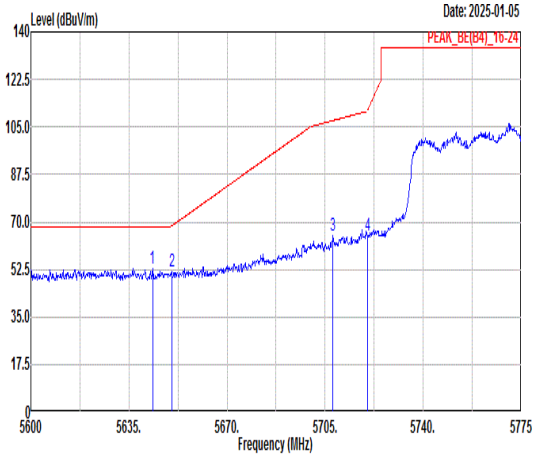 Freq Level Limit Line Margin (dB) Read Level Ant Factor Cable Loss Preamp Factor APos TPos Remark 1 5643.40 52.70 68.30 -15.60 39.84 36.44 9.85 33.43 200 278 PEAK 2 5650.23 51.72 68.47 -16.75 38.84 36.45 9.86 33.43 200 278 PEAK 3 5707.80 65.18 107.39 -42.21 52.13 36.51 9.98 33.44 200 278 PEAK 4 5720.05 65.24 110.91 -45.67 52.15 36.52 10.01 33.44 200 278 PEAK	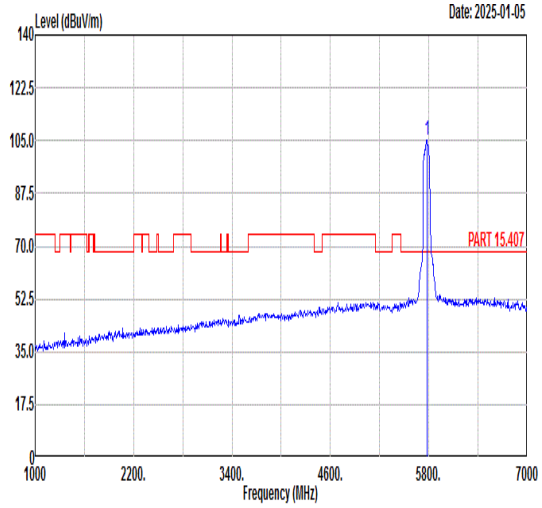 Freq Level Limit Line Margin (dB) Read Level Ant Factor Cable Loss Preamp Factor APos TPos Remark 1 5775.00 105.33 ------ ------ 92.10 36.57 10.11 33.45 200 278 PEAK
Avg	Blank	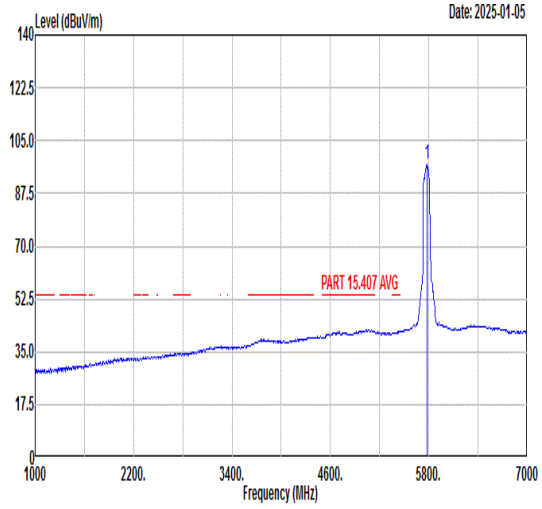 Freq Level Limit Line Margin (dB) Read Level Ant Factor Cable Loss Preamp Factor APos TPos Remark 1 5775.00 97.37 ------ ------ 84.11 36.58 10.14 33.46 200 278 AVERAGE

Mode	51	
	Band Edge - R	
	U-NII-3_5.725-5.85_802.11ax HE80_CH155_Full RU_5775MHz	
ANT	CDD 3+4	
Pol.	Vertical	Fundamental
Peak	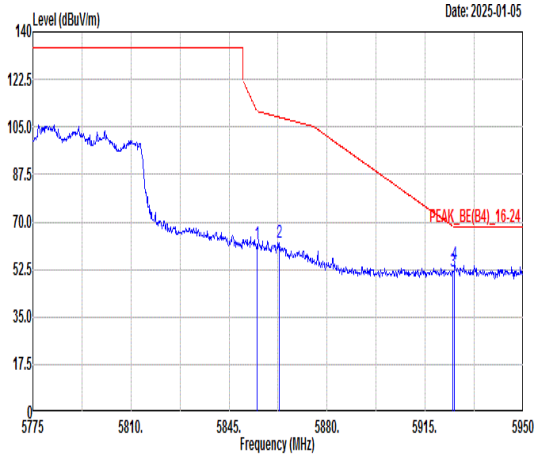 Freq Level Limit Line Margin (dB) Read Level Ant Factor Cable Loss Preamp Factor APos TPos Remark MHz dBuV/m dBuV/m dBuV dB/m dB dB cm deg 1 5854.98 61.88 110.86 -48.98 48.41 36.65 10.29 33.47 200 278 PEAK 2 5863.03 62.28 108.55 -46.27 48.78 36.66 10.31 33.47 200 278 PEAK 3 5924.80 51.64 68.45 -16.81 37.96 36.72 10.44 33.48 200 278 PEAK 4 5925.50 54.49 68.30 -13.81 40.81 36.73 10.44 33.49 200 278 PEAK	Blank

Mode	51	
	Harmonic	
	U-NII-3_5.725-5.85_802.11ax HE80_CH155_Full RU_5775MHz	
ANT	CDD 3+4	
Pol.	Horizontal	Vertical
Peak Avg	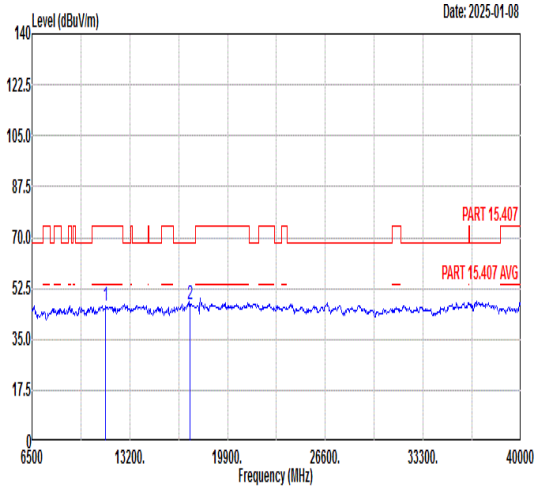 Freq Level Limit Line Margin Read Level Ant Factor Cable Loss Preamp Factor APos TPos Remark MHz dBuV/m dBuV/m dB dBuV dB/m dB dB cm deg 1 11550.00 46.30 74.00 -27.70 44.81 39.26 12.92 50.69 --- --- Peak 2 17325.00 47.15 68.30 -21.15 41.56 42.66 15.79 52.86 --- --- Peak	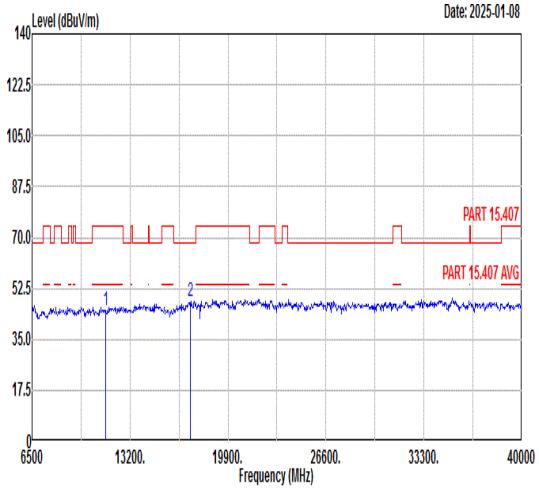 Freq Level Limit Line Margin Read Level Ant Factor Cable Loss Preamp Factor APos TPos Remark MHz dBuV/m dBuV/m dB dBuV dB/m dB dB cm deg 1 11550.00 44.96 74.00 -29.04 43.47 39.26 12.92 50.69 --- --- Peak 2 17325.00 47.88 68.30 -20.42 42.29 42.66 15.79 52.86 --- --- Peak

Mode	52	
	Band Edge	
	U-NII-3_5.725-5.85_802.11ax HE20_CH149_Partial RU26/0_5745MHz	
ANT	CDD 3+4	
Pol.	Horizontal	Fundamental
Peak	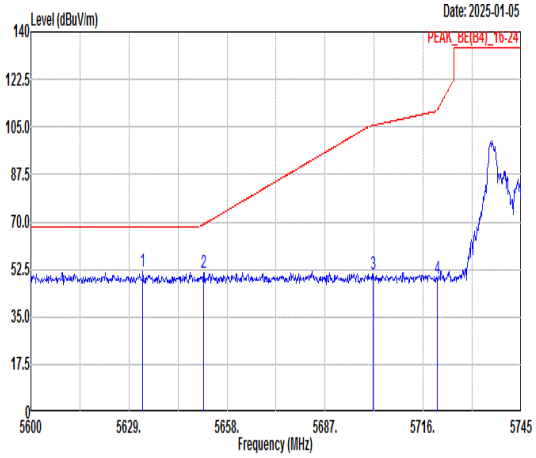 Freq Level Limit Line Margin (dB) Read Level Ant Factor Cable Loss Preamp Factor APos TPos Remark MHz dBuV/m dBuV/m dBuV dB/m dB dB cm deg 1 5633.06 51.72 68.30 -16.58 38.89 36.43 9.83 33.43 189 360 PEAK 2 5651.04 51.22 69.07 -17.85 38.34 36.45 9.86 33.43 189 360 PEAK 3 5701.21 50.97 105.54 -54.57 37.94 36.50 9.97 33.44 189 360 PEAK 4 5720.21 49.35 111.27 -61.92 36.26 36.52 10.01 33.44 189 360 PEAK	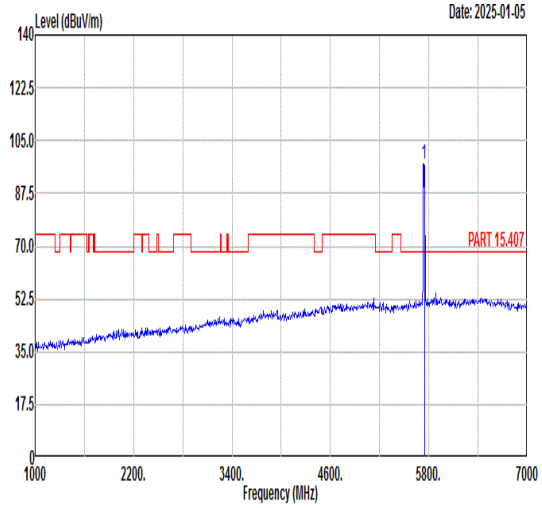 Freq Level Limit Line Margin (dB) Read Level Ant Factor Cable Loss Preamp Factor APos TPos Remark MHz dBuV/m dBuV/m dBuV dB/m dB dB cm deg 1 5745.00 97.46 ------ ------ 84.34 36.53 10.04 33.45 189 360 PEAK
Avg	Blank	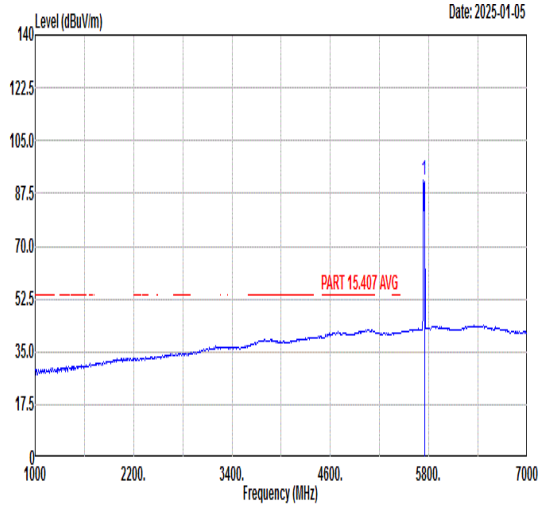 Freq Level Limit Line Margin (dB) Read Level Ant Factor Cable Loss Preamp Factor APos TPos Remark MHz dBuV/m dBuV/m dBuV dB/m dB dB cm deg 1 5745.00 92.03 ------ ------ 78.91 36.53 10.04 33.45 189 360 AVERAGE

Mode	52	
	Band Edge	
	U-NII-3_5.725-5.85_802.11ax HE20_CH149_Partial RU26/0_5745MHz	
ANT	CDD 3+4	
Pol.	Vertical	Fundamental
Peak	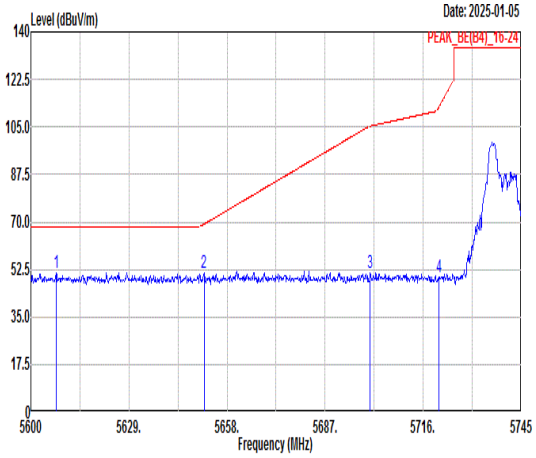 Freq Level Limit Line Margin (dB) Read Level Ant Factor Cable Loss Preamp Factor APos TPos Remark 1 5607.40 51.28 68.30 -17.02 38.52 36.41 9.77 33.42 400 267 PEAK 2 5651.19 51.32 69.18 -17.86 38.44 36.45 9.86 33.43 400 267 PEAK 3 5700.34 51.35 105.30 -53.95 38.32 36.50 9.97 33.44 400 267 PEAK 4 5720.64 49.79 112.26 -62.47 36.70 36.52 10.01 33.44 400 267 PEAK	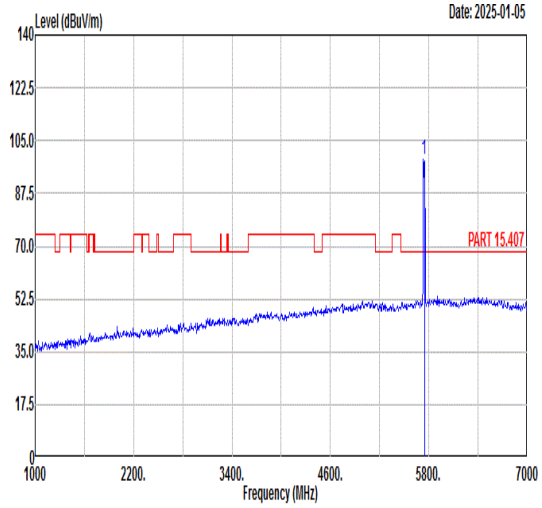 Freq Level Limit Line Margin (dB) Read Level Ant Factor Cable Loss Preamp Factor APos TPos Remark 1 5745.00 98.90 ------ ------ 85.78 36.53 10.04 33.45 400 267 PEAK
Avg	Blank	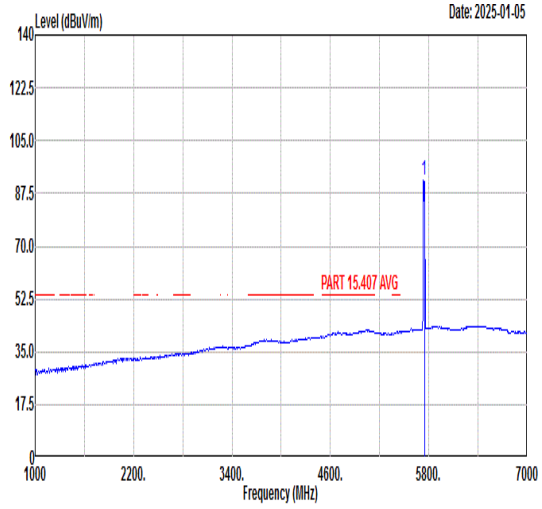 Freq Level Limit Line Margin (dB) Read Level Ant Factor Cable Loss Preamp Factor APos TPos Remark 1 5745.00 92.03 ------ ------ 78.91 36.53 10.04 33.45 400 267 AVERAGE

Mode	53	
	Band Edge	
	U-NII-3_5.725-5.85_802.11ax HE20_CH165_Partial RU26/8_5825MHz	
ANT	CDD 3+4	
Pol.	Horizontal	Fundamental
Peak	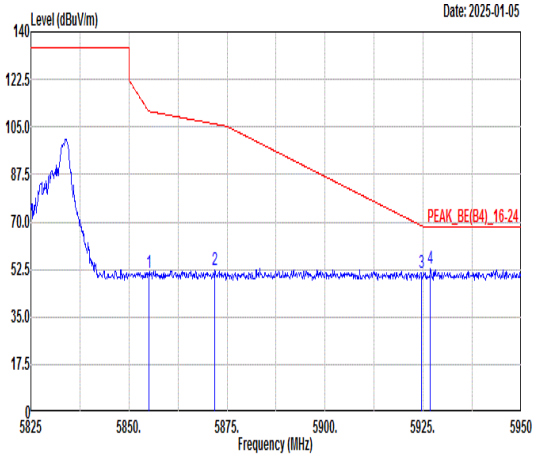 Freq Level Limit Line Margin (dB) Read Level Ant Factor Cable Loss Preamp Factor APos TPos Remark 1 5855.00 51.09 110.80 -59.71 37.62 36.65 10.29 33.47 333 0 PEAK 2 5871.88 52.52 106.07 -53.55 38.99 36.67 10.33 33.47 333 0 PEAK 3 5924.63 51.03 68.58 -17.55 37.35 36.72 10.44 33.48 333 0 PEAK 4 5926.88 52.66 68.30 -15.64 38.98 36.73 10.44 33.49 333 0 PEAK	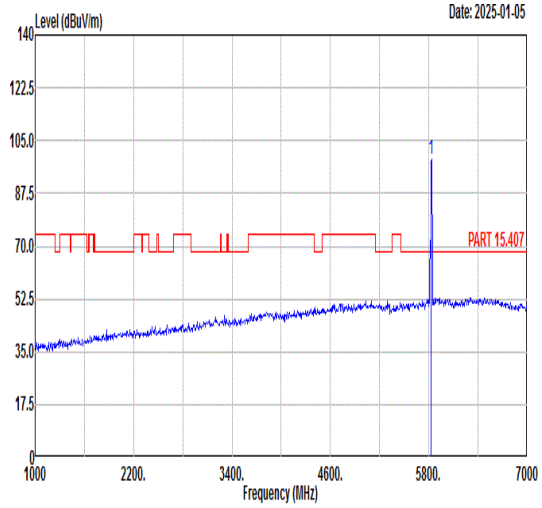 Freq Level Limit Line Margin (dB) Read Level Ant Factor Cable Loss Preamp Factor APos TPos Remark 1 5825.00 98.94 ------ ------ 85.52 36.64 10.25 33.47 333 0 PEAK
Avg	Blank	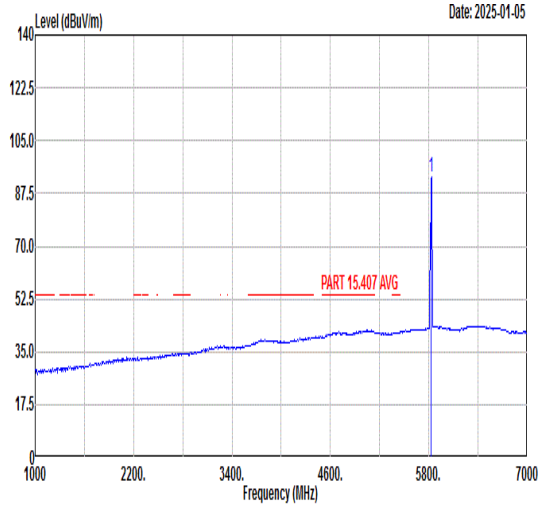 Freq Level Limit Line Margin (dB) Read Level Ant Factor Cable Loss Preamp Factor APos TPos Remark 1 5825.00 92.74 ------ ------ 79.32 36.64 10.25 33.47 333 0 AVERAGE

Mode	53	
	Band Edge	
	U-NII-3_5.725-5.85_802.11ax HE20_CH165_Partial RU26/8_5825MHz	
ANT	CDD 3+4	
Pol.	Vertical	Fundamental
Peak	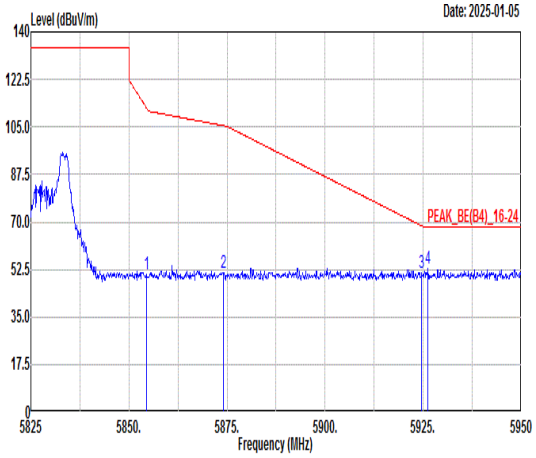 Freq Level Limit Line Margin (dB) Read Level Ant Factor Cable Loss Preamp Factor APos TPos Remark MHz dBuV/m dBuV/m dBuV dB/m dB dB cm deg 1 5854.50 50.93 111.94 -61.01 37.46 36.65 10.29 33.47 100 50 PEAK 2 5874.00 51.26 105.48 -54.22 37.73 36.67 10.33 33.47 100 50 PEAK 3 5924.63 51.09 68.58 -17.49 37.41 36.72 10.44 33.48 100 50 PEAK 4 5926.25 52.66 68.30 -15.64 38.98 36.73 10.44 33.49 100 50 PEAK	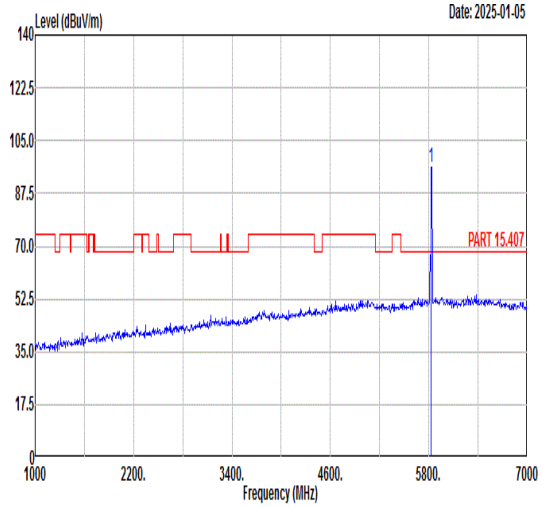 Freq Level Limit Line Margin (dB) Read Level Ant Factor Cable Loss Preamp Factor APos TPos Remark MHz dBuV/m dBuV/m dBuV dB/m dB dB cm deg 1 5825.00 96.19 ------ ------ 82.77 36.64 10.25 33.47 100 50 PEAK
Avg	Blank	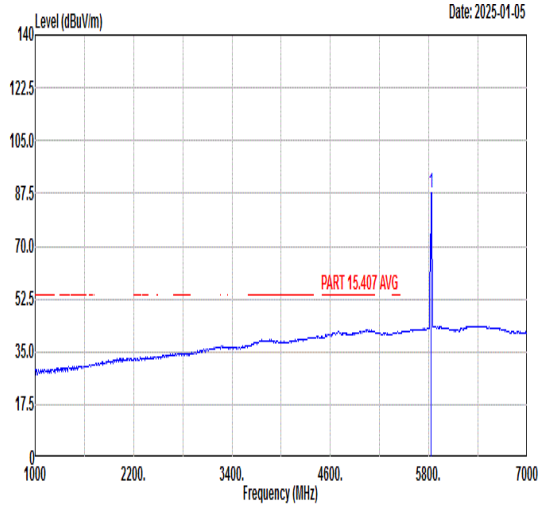 Freq Level Limit Line Margin (dB) Read Level Ant Factor Cable Loss Preamp Factor APos TPos Remark MHz dBuV/m dBuV/m dBuV dB/m dB dB cm deg 1 5825.00 87.93 ------ ------ 74.51 36.64 10.25 33.47 100 50 AVERAGE

Mode	54	
	Band Edge	
	U-NII-3_5.725-5.85_802.11ax HE20_CH149_Partial RU52/37_5745MHz	
ANT	CDD 3+4	
Pol.	Horizontal	Fundamental
Peak	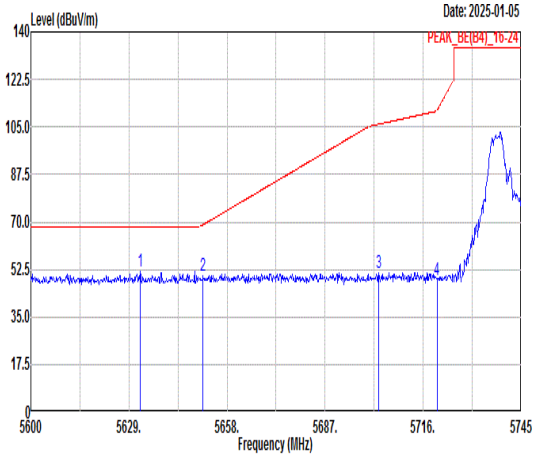 Freq Level Limit Line Margin (dB) Read Level Ant Factor Cable Loss Preamp Factor APos TPos Remark 1 5632.34 51.85 68.30 -16.45 39.03 36.43 9.82 33.43 100 123 PEAK 2 5650.90 50.13 68.96 -18.83 37.25 36.45 9.86 33.43 100 123 PEAK 3 5702.95 51.42 106.03 -54.61 38.39 36.50 9.97 33.44 100 123 PEAK 4 5720.06 48.86 110.94 -62.08 35.77 36.52 10.01 33.44 100 123 PEAK	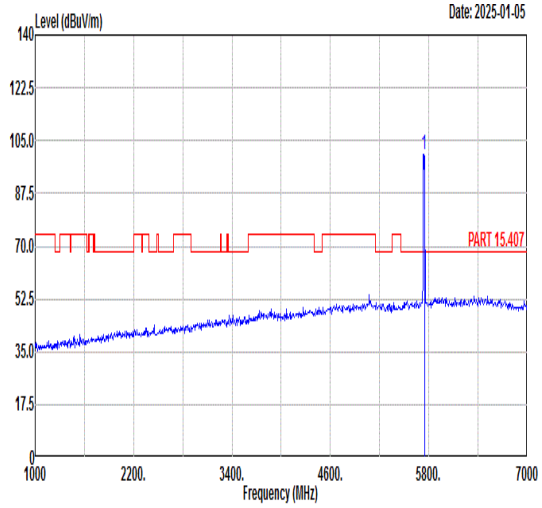 Freq Level Limit Line Margin (dB) Read Level Ant Factor Cable Loss Preamp Factor APos TPos Remark 1 5745.00 100.53 ------ ------ 87.39 36.54 10.05 33.45 100 123 PEAK
Avg	Blank	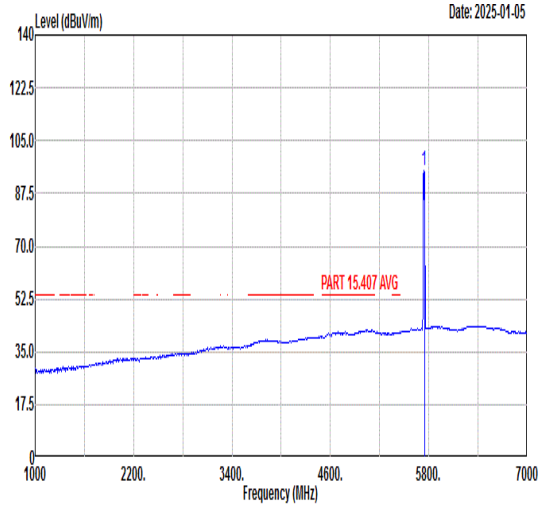 Freq Level Limit Line Margin (dB) Read Level Ant Factor Cable Loss Preamp Factor APos TPos Remark 1 5745.00 94.93 ------ ------ 81.79 36.54 10.05 33.45 100 123 AVERAGE

Mode	54	
	Band Edge	
	U-NII-3_5.725-5.85_802.11ax HE20_CH149_Partial RU52/37_5745MHz	
ANT	CDD 3+4	
Pol.	Vertical	Fundamental
Peak	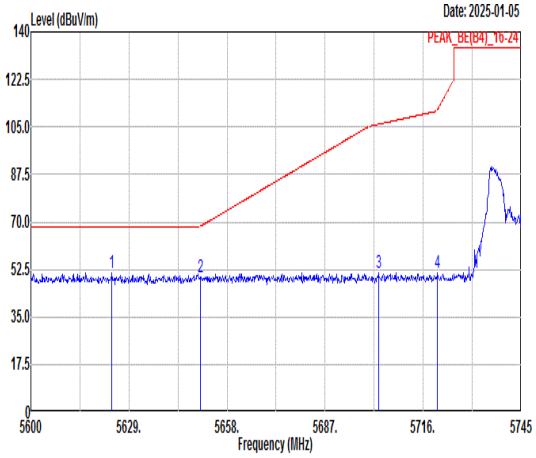 Freq Level Limit Line Margin (dB) Read Level Ant Factor Cable Loss Preamp Factor APos TPos Remark MHz dBuV/m dBuV/m dBuV dB/m dB dB cm deg 1 5623.93 51.25 68.30 -17.05 38.44 36.42 9.81 33.42 271 62 PEAK 2 5650.17 49.70 68.43 -18.73 36.82 36.45 9.86 33.43 271 62 PEAK 3 5702.81 51.03 105.99 -54.96 38.00 36.50 9.97 33.44 271 62 PEAK 4 5720.21 51.35 111.27 -59.92 38.26 36.52 10.01 33.44 271 62 PEAK	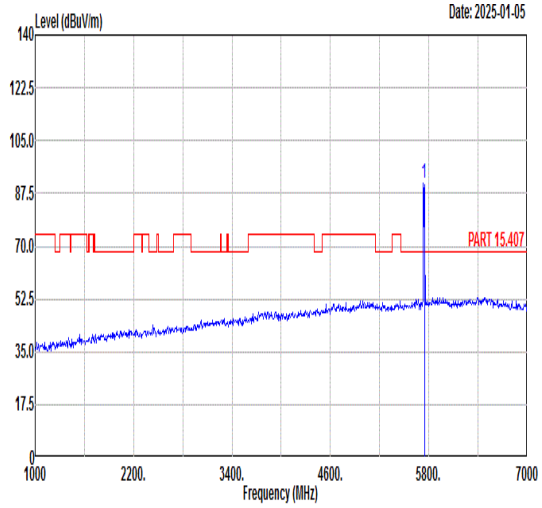 Freq Level Limit Line Margin (dB) Read Level Ant Factor Cable Loss Preamp Factor APos TPos Remark MHz dBuV/m dBuV/m dBuV dB/m dB dB cm deg 1 5745.00 90.98 ------ ------ 77.86 36.53 10.04 33.45 271 62 PEAK
Avg	Blank	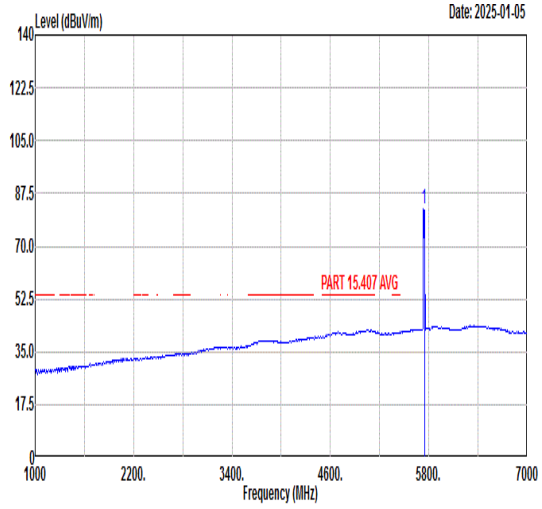 Freq Level Limit Line Margin (dB) Read Level Ant Factor Cable Loss Preamp Factor APos TPos Remark MHz dBuV/m dBuV/m dBuV dB/m dB dB cm deg 1 5745.00 82.36 ------ ------ 69.24 36.53 10.04 33.45 271 62 AVERAGE

Mode	55	
	Band Edge	
	U-NII-3_5.725-5.85_802.11ax HE20_CH165_Partial RU52/40_5825MHz	
ANT	CDD 3+4	
Pol.	Horizontal	Fundamental
Peak	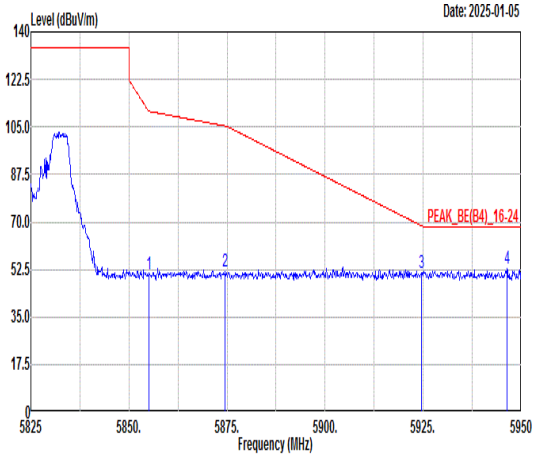 Freq Level Limit Line Margin (dB) Read Level Ant Factor Cable Loss Preamp Factor APos TPos Remark 1 5855.00 50.68 110.80 -60.12 37.21 36.65 10.29 33.47 381 0 PEAK 2 5874.50 51.51 105.34 -53.83 37.98 36.67 10.33 33.47 381 0 PEAK 3 5924.50 51.43 68.67 -17.24 37.75 36.72 10.44 33.48 381 0 PEAK 4 5946.38 52.66 68.30 -15.64 38.92 36.75 10.48 33.49 381 0 PEAK	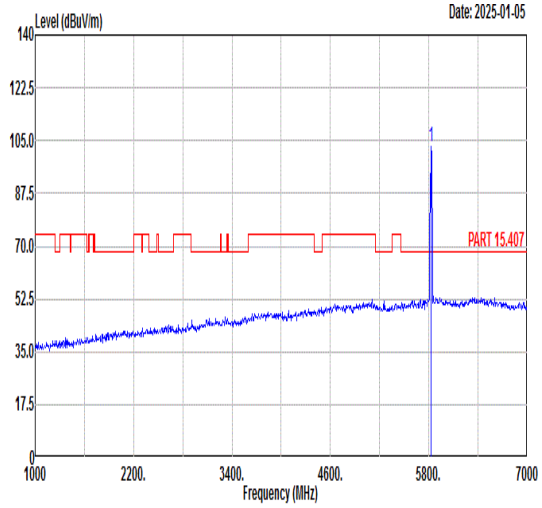 Freq Level Limit Line Margin (dB) Read Level Ant Factor Cable Loss Preamp Factor APos TPos Remark 1 5825.00 103.25 ------ ------ 89.85 36.63 10.24 33.47 381 0 PEAK
Avg	Blank	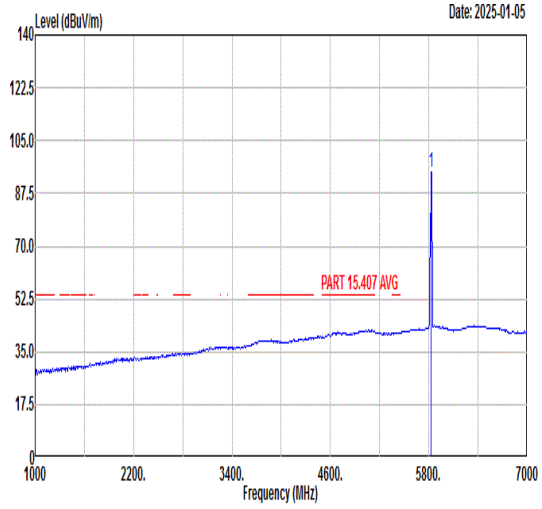 Freq Level Limit Line Margin (dB) Read Level Ant Factor Cable Loss Preamp Factor APos TPos Remark 1 5825.00 94.76 ------ ------ 81.34 36.64 10.25 33.47 381 0 AVERAGE

Mode	55	
	Band Edge	
	U-NII-3_5.725-5.85_802.11ax HE20_CH165_Partial RU52/40_5825MHz	
ANT	CDD 3+4	
Pol.	Vertical	Fundamental
Peak	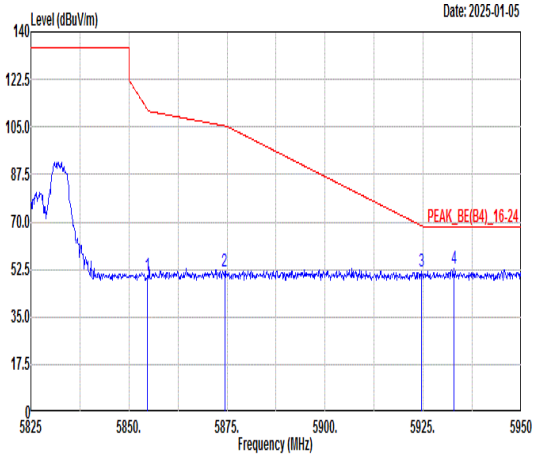 Freq Level Limit Line Margin (dB) Read Level Ant Factor Cable Loss Preamp Factor APos TPos Remark MHz dBuV/m dBuV/m dBuV dB/m dB dB cm deg 1 5854.75 50.38 111.37 -60.99 36.91 36.65 10.29 33.47 303 360 PEAK 2 5874.38 51.95 105.37 -53.42 38.42 36.67 10.33 33.47 303 360 PEAK 3 5924.50 51.81 68.67 -16.86 38.13 36.72 10.44 33.48 303 360 PEAK 4 5932.88 52.85 68.30 -15.45 39.15 36.73 10.46 33.49 303 360 PEAK	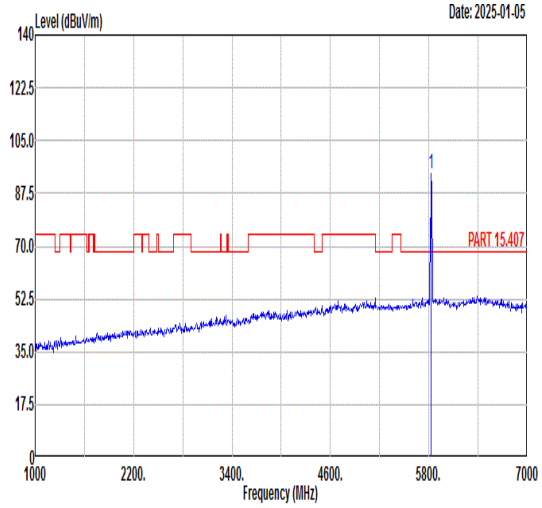 Freq Level Limit Line Margin (dB) Read Level Ant Factor Cable Loss Preamp Factor APos TPos Remark MHz dBuV/m dBuV/m dBuV dB/m dB dB cm deg 1 5825.00 94.23 ------ ------ 80.83 36.63 10.24 33.47 303 360 PEAK
Avg	Blank	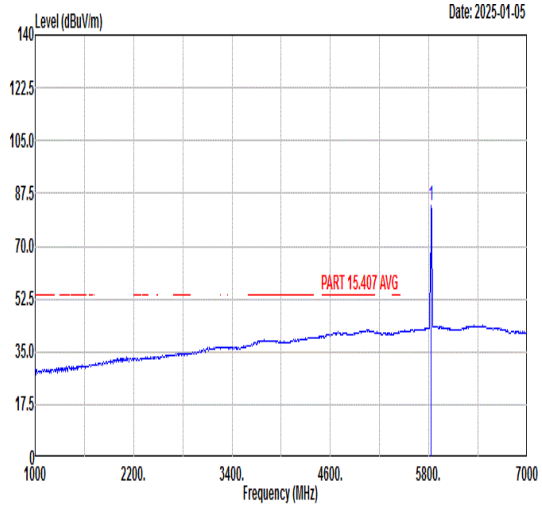 Freq Level Limit Line Margin (dB) Read Level Ant Factor Cable Loss Preamp Factor APos TPos Remark MHz dBuV/m dBuV/m dBuV dB/m dB dB cm deg 1 5825.00 83.50 ------ ------ 70.10 36.63 10.24 33.47 303 360 AVERAGE

Mode	56	
	Band Edge	
	U-NII-3_5.725-5.85_802.11ax HE20_CH149_Partial RU106/53_5745MHz	
ANT	CDD 3+4	
Pol.	Horizontal	Fundamental
Peak	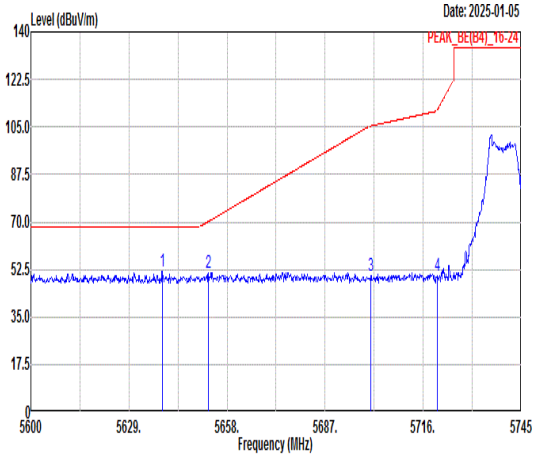 Freq Level Limit Line Margin (dB) Read Level Ant Factor Cable Loss Preamp Factor APos TPos Remark 1 5638.86 51.68 68.30 -16.62 38.83 36.44 9.84 33.43 300 349 PEAK 2 5652.49 51.34 70.15 -18.81 38.45 36.45 9.87 33.43 300 349 PEAK 3 5700.49 50.25 105.34 -55.09 37.22 36.50 9.97 33.44 300 349 PEAK 4 5720.21 49.97 111.27 -61.30 36.88 36.52 10.01 33.44 300 349 PEAK	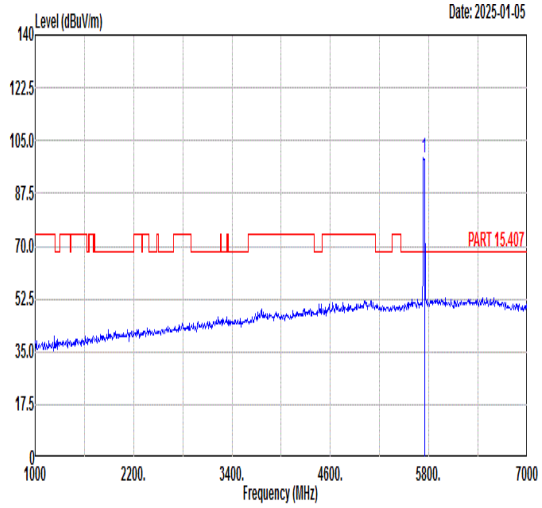 Freq Level Limit Line Margin (dB) Read Level Ant Factor Cable Loss Preamp Factor APos TPos Remark 1 5745.00 99.44 ------ ------ 86.32 36.53 10.04 33.45 300 349 PEAK
Avg	Blank	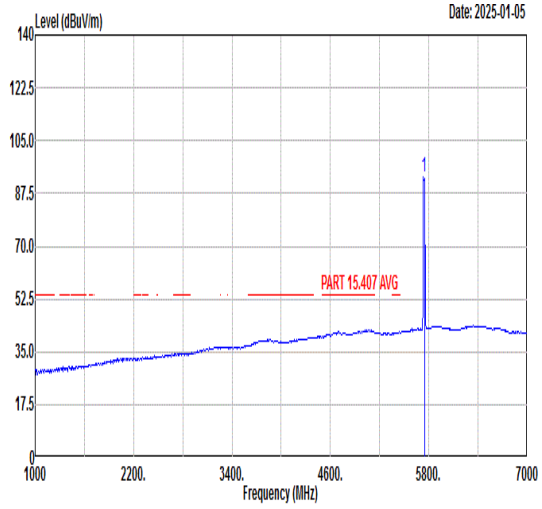 Freq Level Limit Line Margin (dB) Read Level Ant Factor Cable Loss Preamp Factor APos TPos Remark 1 5745.00 92.86 ------ ------ 79.74 36.53 10.04 33.45 300 349 AVERAGE

Mode	56	
	Band Edge	
	U-NII-3_5.725-5.85_802.11ax HE20_CH149_Partial RU106/53_5745MHz	
ANT	CDD 3+4	
Pol.	Vertical	Fundamental
Peak	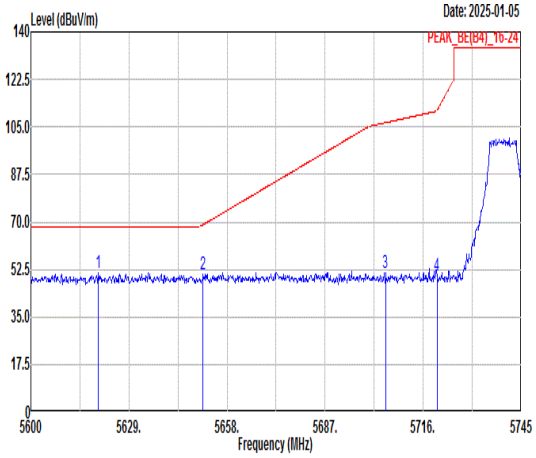 Freq Level Limit Line Margin (dB) Read Level Ant Factor Cable Loss Preamp Factor APos TPos Remark MHz dBuV/m dBuV/m dBuV dB/m dB dB cm deg 1 5620.01 51.34 68.30 -16.96 38.54 36.42 9.80 33.42 400 231 PEAK 2 5650.90 50.84 68.96 -18.12 37.96 36.45 9.86 33.43 400 231 PEAK 3 5704.84 51.11 106.56 -55.45 38.07 36.50 9.98 33.44 400 231 PEAK 4 5720.06 50.45 110.94 -60.49 37.36 36.52 10.01 33.44 400 231 PEAK	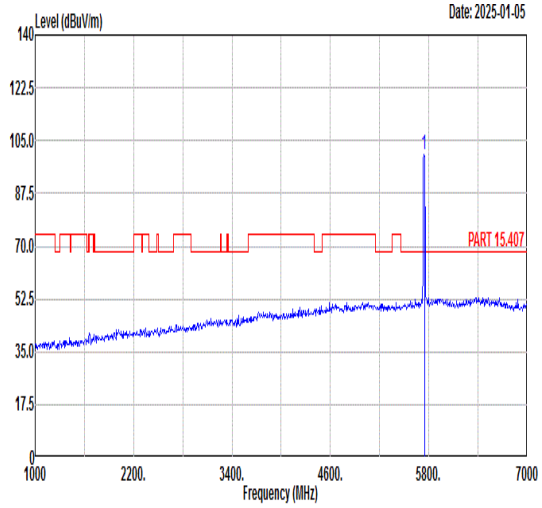 Freq Level Limit Line Margin (dB) Read Level Ant Factor Cable Loss Preamp Factor APos TPos Remark MHz dBuV/m dBuV/m dBuV dB/m dB dB cm deg 1 5745.00 100.24 ------ ------ 87.10 36.54 10.05 33.45 400 231 PEAK
Avg	Blank	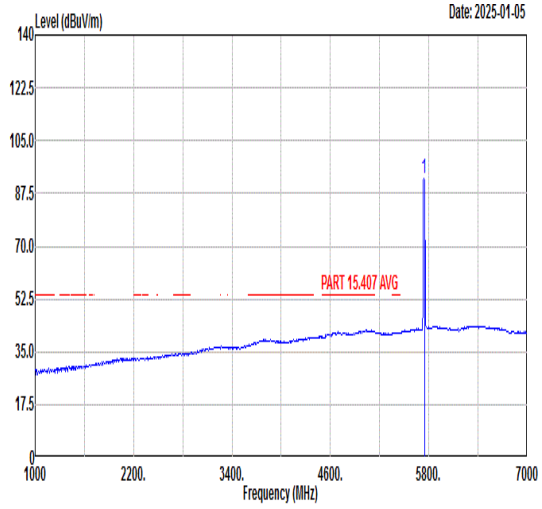 Freq Level Limit Line Margin (dB) Read Level Ant Factor Cable Loss Preamp Factor APos TPos Remark MHz dBuV/m dBuV/m dBuV dB/m dB dB cm deg 1 5745.00 92.44 ------ ------ 79.30 36.54 10.05 33.45 400 231 AVERAGE

Mode	57	
	Band Edge	
	U-NII-3_5.725-5.85_802.11ax HE20_CH165_Partial RU106/54_5825MHz	
ANT	CDD 3+4	
Pol.	Horizontal	Fundamental
Peak	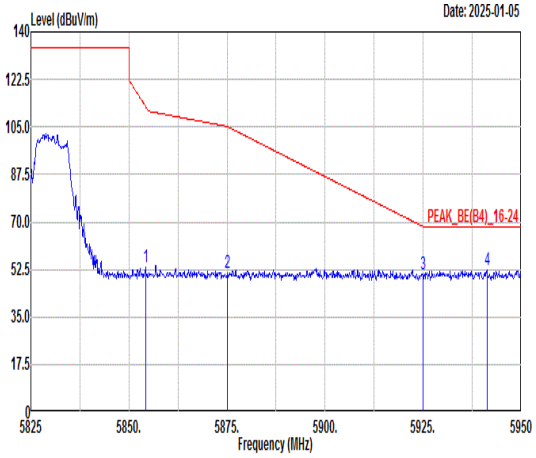 Freq Level Limit Line Margin (dB) Read Level Ant Factor Cable Loss Preamp Factor APos TPos Remark MHz dBuV/m dBuV/m dBuV dB/m dB dB cm deg 1 5854.25 53.11 112.51 -59.40 39.64 36.65 10.29 33.47 244 16 PEAK 2 5875.00 51.44 105.20 -53.76 37.91 36.67 10.33 33.47 244 16 PEAK 3 5925.00 50.73 68.30 -17.57 37.06 36.72 10.44 33.49 244 16 PEAK 4 5941.25 52.36 68.30 -15.94 38.64 36.74 10.47 33.49 244 16 PEAK	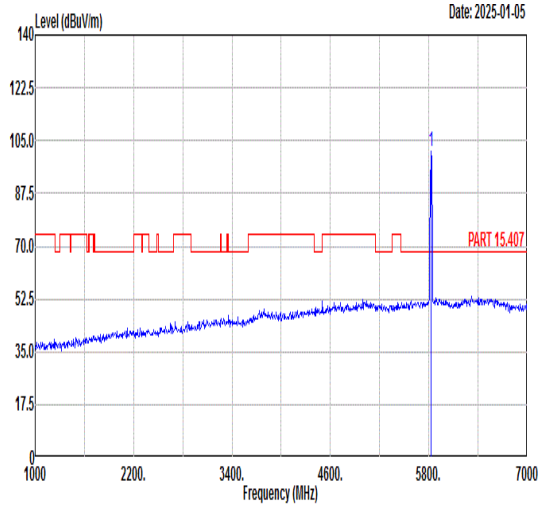 Freq Level Limit Line Margin (dB) Read Level Ant Factor Cable Loss Preamp Factor APos TPos Remark MHz dBuV/m dBuV/m dBuV dB/m dB dB cm deg 1 5825.00 101.39 ------ ------ 87.99 36.63 10.24 33.47 244 16 PEAK
Avg	Blank	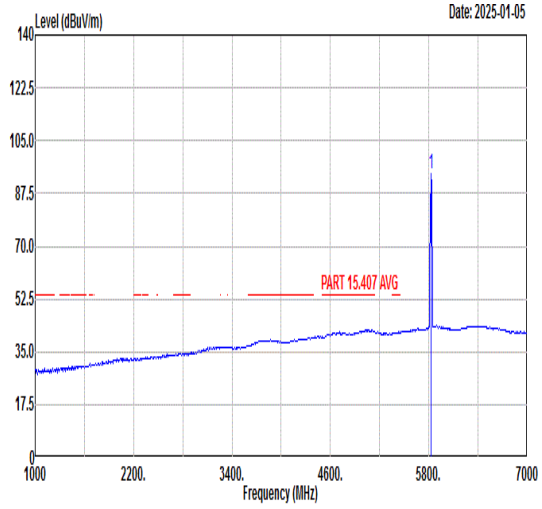 Freq Level Limit Line Margin (dB) Read Level Ant Factor Cable Loss Preamp Factor APos TPos Remark MHz dBuV/m dBuV/m dBuV dB/m dB dB cm deg 1 5825.00 94.27 ------ ------ 80.87 36.63 10.24 33.47 244 16 AVERAGE

Mode	57	
	Band Edge	
	U-NII-3_5.725-5.85_802.11ax HE20_CH165_Partial RU106/54_5825MHz	
ANT	CDD 3+4	
Pol.	Vertical	Fundamental
Peak	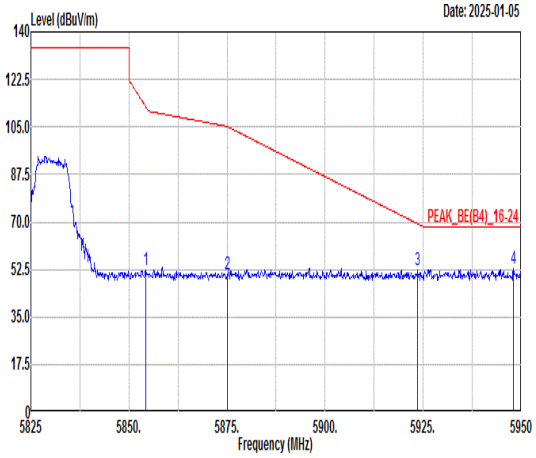 Freq Level Limit Line Margin (dB) Read Level Ant Factor Cable Loss Preamp Factor APos TPos Remark MHz dBuV/m dBuV/m dBuV dB/m dB dB cm deg 1 5854.25 52.42 112.51 -60.09 38.95 36.65 10.29 33.47 200 360 PEAK 2 5875.00 50.90 105.20 -54.30 37.37 36.67 10.33 33.47 200 360 PEAK 3 5923.63 52.22 69.31 -17.09 38.54 36.72 10.44 33.48 200 360 PEAK 4 5948.00 52.58 68.30 -15.72 38.83 36.75 10.49 33.49 200 360 PEAK	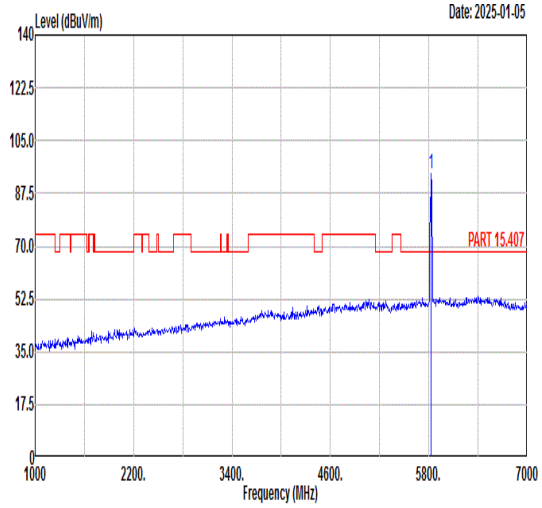 Freq Level Limit Line Margin (dB) Read Level Ant Factor Cable Loss Preamp Factor APos TPos Remark MHz dBuV/m dBuV/m dBuV dB/m dB dB cm deg 1 5825.00 94.03 ------ ------ 80.63 36.63 10.24 33.47 200 360 PEAK
Avg	Blank	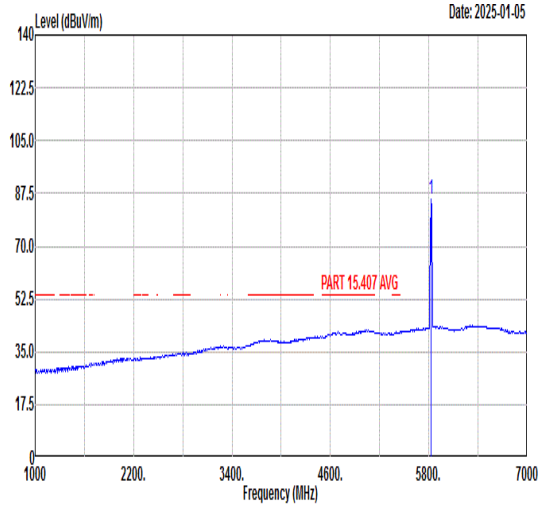 Freq Level Limit Line Margin (dB) Read Level Ant Factor Cable Loss Preamp Factor APos TPos Remark MHz dBuV/m dBuV/m dBuV dB/m dB dB cm deg 1 5825.00 85.80 ------ ------ 72.40 36.63 10.24 33.47 200 360 AVERAGE

Mode	60	
	LF	
	U-NII-1_5.15-5.35_802.11ax HE160-LF_CH50_Full RU_5250MHz	
ANT	CDD 3+4	
Pol.	Horizontal	Vertical
QP/ Peak	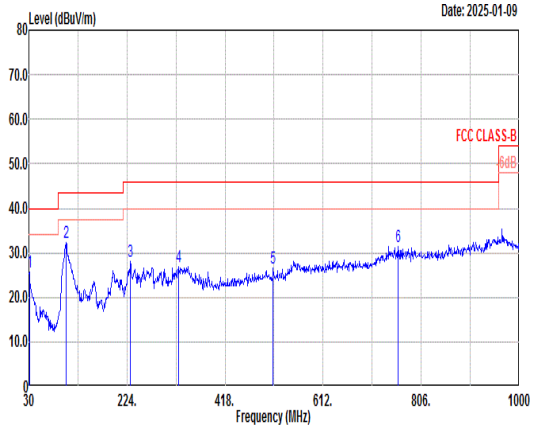	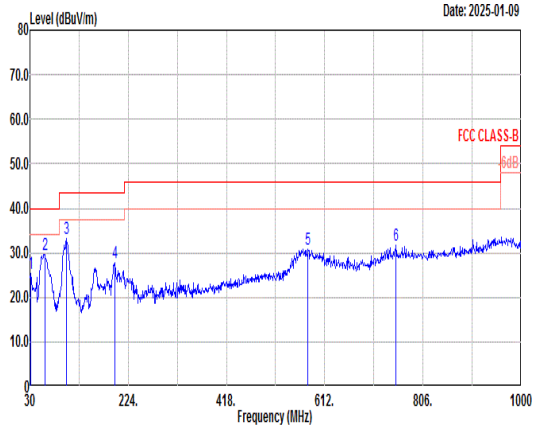

	Freq	Level	Limit Line	Margin	Read Level	Ant Factor	Cable Loss	Preamp Factor	APos	TPos	Remark
	MHz	dBuV/m	dBuV/m	dB	dBuV	dB/m	dB	dB	cm	deg	
1	30.97	25.56	40.00	-14.44	31.84	24.72	0.54	31.54	---	---	Peak
2	103.72	32.25	43.50	-11.25	46.27	16.63	1.04	31.69	---	---	Peak
3	230.79	28.16	46.00	-17.84	41.78	16.31	1.57	31.50	---	---	Peak
4	325.85	27.01	46.00	-18.99	36.78	19.89	1.89	31.55	---	---	Peak
5	513.06	26.67	46.00	-19.33	31.29	24.32	2.36	31.30	---	---	Peak
6	760.41	31.30	46.00	-14.70	30.57	28.88	2.87	31.02	---	---	Peak

	Freq	Level	Limit Line	Margin	Read Level	Ant Factor	Cable Loss	Preamp Factor	APos	TPos	Remark
	MHz	dBuV/m	dBuV/m	dB	dBuV	dB/m	dB	dB	cm	deg	
1	30.97	25.36	40.00	-14.64	31.64	24.72	0.54	31.54	---	---	Peak
2	59.10	29.62	40.00	-10.38	48.55	12.00	0.77	31.70	---	---	Peak
3	101.78	33.07	43.50	-10.43	47.36	16.38	1.03	31.70	---	---	Peak
4	197.81	27.75	43.50	-15.75	42.85	14.98	1.42	31.50	---	---	Peak
5	579.02	30.91	46.00	-15.09	33.43	26.14	2.52	31.18	---	---	Peak
6	752.65	31.65	46.00	-14.35	30.99	28.81	2.86	31.01	---	---	Peak

Mode	61	
	LF	
	U-NII-3_5.725-5.85_802.11ax HE80-LF_CH155_Full RU_5775MHz	
ANT	CDD 3+4	
Pol.	Horizontal	Vertical
QP/ Peak	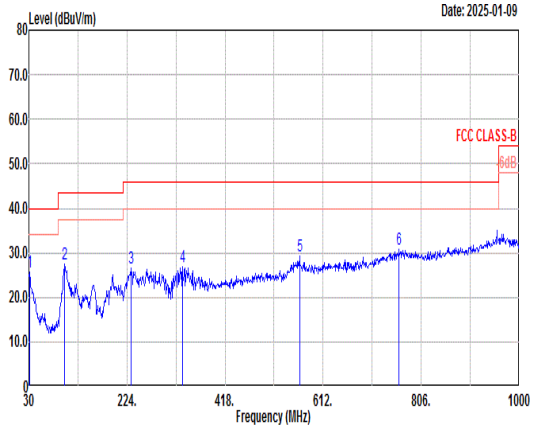	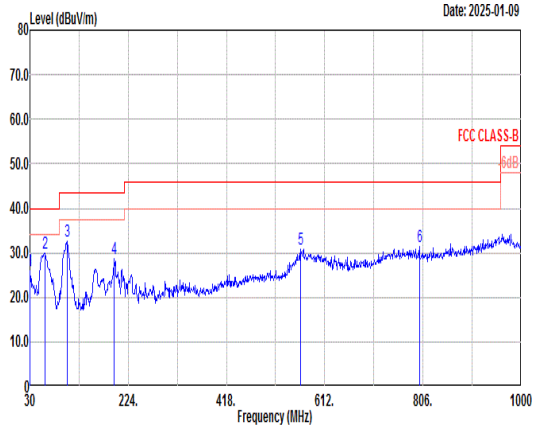

Horizontal:

	Freq	Level	Limit Line	Margin	Read Level	Ant Factor	Cable Loss	Preamp Factor	APos	TPos	Remark
	MHz	dBuV/m	dBuV/m	dB	dBuV	dB/m	dB	dB	cm	deg	
1	30.97	25.63	40.00	-14.37	31.91	24.72	0.54	31.54	---	---	Peak
2	99.84	27.46	43.50	-16.04	42.03	16.11	1.02	31.70	---	---	Peak
3	232.73	26.43	46.00	-19.57	39.88	16.48	1.57	31.50	---	---	Peak
4	333.61	26.95	46.00	-19.05	36.41	20.15	1.92	31.53	---	---	Peak
5	565.44	29.28	46.00	-16.72	31.27	26.76	2.49	31.24	---	---	Peak
6	762.35	30.75	46.00	-15.25	30.01	28.89	2.87	31.02	---	---	Peak

Vertical:

	Freq	Level	Limit Line	Margin	Read Level	Ant Factor	Cable Loss	Preamp Factor	APos	TPos	Remark
	MHz	dBuV/m	dBuV/m	dB	dBuV	dB/m	dB	dB	cm	deg	
1	30.00	25.87	40.00	-14.13	31.55	25.29	0.53	31.50	---	---	Peak
2	59.10	29.87	40.00	-10.13	48.80	12.00	0.77	31.70	---	---	Peak
3	103.72	32.58	43.50	-10.92	46.60	16.63	1.04	31.69	---	---	Peak
4	196.84	28.64	43.50	-14.86	43.77	14.96	1.42	31.51	---	---	Peak
5	564.47	30.89	46.00	-15.11	32.82	26.82	2.49	31.24	---	---	Peak
6	799.21	31.51	46.00	-14.49	30.91	28.76	2.94	31.10	---	---	Peak

<Co-location>

Radiated Spurious Emission Test Modes

Mode	Band	Band (GHz)	Antenna	Modulation	Channel	Frequency	Data Rate	RU	Remark
Mode 58 CO-TX	U-NII-1	5.15-5.35	CDD3+4	802.11ax HE160	50	5250	MCS0	Full RU	-
		2400-2483.5	4	Bluetooth-LE	00	2402	2Mbps		
			8	LTE	B48 Link'				
Mode 59 CO-TX	U-NII-1	5.15-5.35	CDD3+4	802.11ax HE160	50	5250	MCS0	Full RU	-
			Ant 6	UBW TX	CH9				
			8	LTE	B48 Link'				

Summary of each worse mode

Mode	Modulation	Ch.	Freq. (MHz)	Level (dBuV/m)	Limit (dBuV/m)	Margin (dB)	Pol.	Peak Avg.	Result	Remark
58 CO-TX	802.11ax HE160	50	5362.14	50.93	54.00	-3.07	V	AVERAGE	Pass	Band Edge
	802.11ax HE160	50	10500.00	46.56	68.30	-21.74	V	Peak	Pass	Harmonic
59 CO-TX	802.11ax HE160	50	5352.69	48.37	54.00	-5.63	H	AVERAGE	Pass	Band Edge
59	802.11ax HE160	50	10500.00	45.60	68.30	-22.70	H	Peak	Pass	Harmonic

Mode	58	
	Band Edge - L	
	U-NII-1_5.15-5.35_802.11ax HE160_CH50_Full RU_5250MHz+ Bluetooth LE_2Mbps_CH00 _2402MHz+B48 LINK	
ANT	CDD	
Pol.	Horizontal	Fundamental
Peak	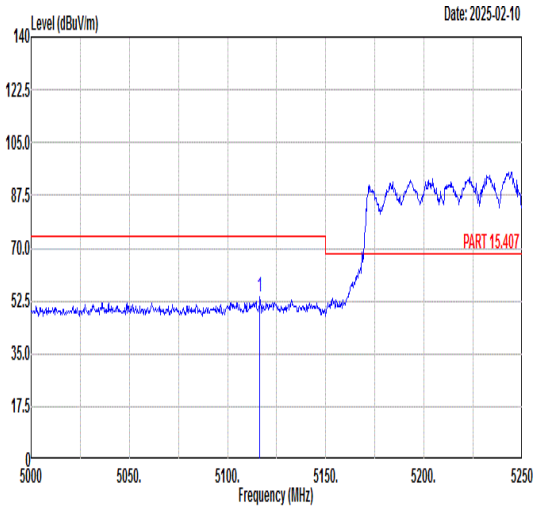 Freq Level Limit Line Margin Read Level Ant Factor Cable Loss Preamp Factor APos TPos Remark MHz dBuV/m dBuV/m dB dBuV dB/m dB dB cm deg 1 5116.50 54.02 74.00 -19.98 42.42 36.61 8.47 33.48 100 21 PEAK	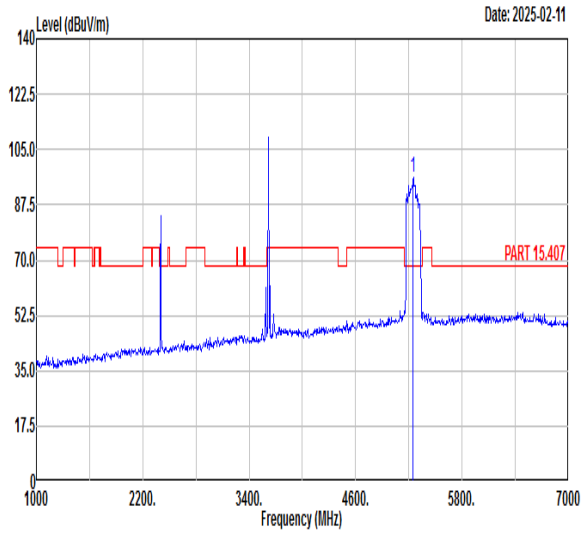 Freq Level Limit Line Margin Read Level Ant Factor Cable Loss Preamp Factor APos TPos Remark MHz dBuV/m dBuV/m dB dBuV dB/m dB dB cm deg 1 5250.00 96.20 ------ ------ 84.30 36.50 8.85 33.45 100 21 Peak
Avg	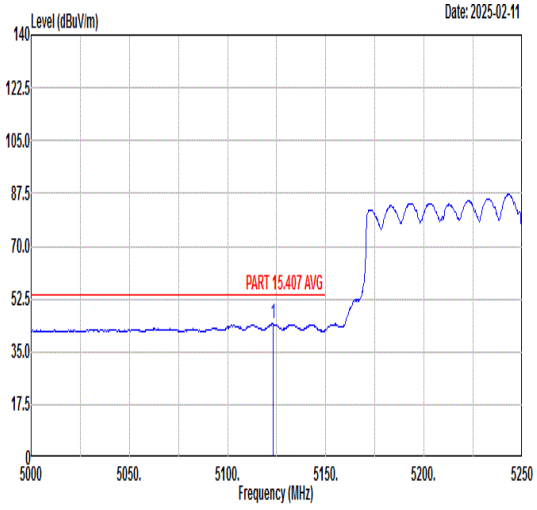 Freq Level Limit Line Margin Read Level Ant Factor Cable Loss Preamp Factor APos TPos Remark MHz dBuV/m dBuV/m dB dBuV dB/m dB dB cm deg 1 5123.25 44.26 54.00 -9.74 32.65 36.60 8.49 33.48 100 21 AVERAGE	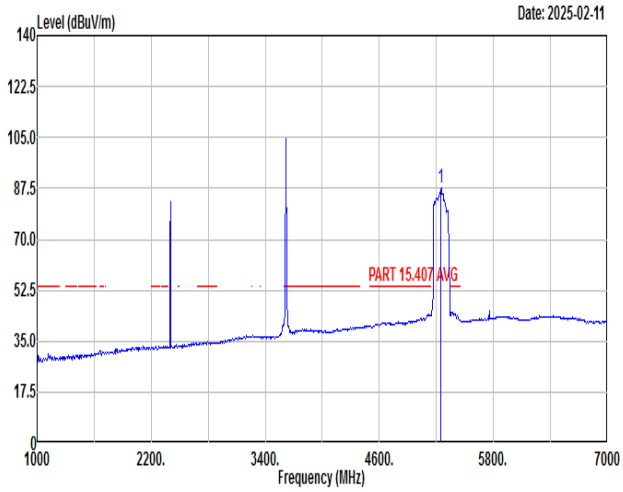 Freq Level Limit Line Margin Read Level Ant Factor Cable Loss Preamp Factor APos TPos Remark MHz dBuV/m dBuV/m dB dBuV dB/m dB dB cm deg 1 5250.00 87.58 ------ ------ 75.68 36.50 8.85 33.45 100 21 Average

Mode	58	
	Band Edge - R	
	U-NII-1_5.15-5.35_802.11ax HE160_CH50_Full RU_5250MHz+ Bluetooth LE_2Mbps_CH00 _2402MHz+B48 LINK	
ANT	CDD	
Pol.	Horizontal	Fundamental
Peak	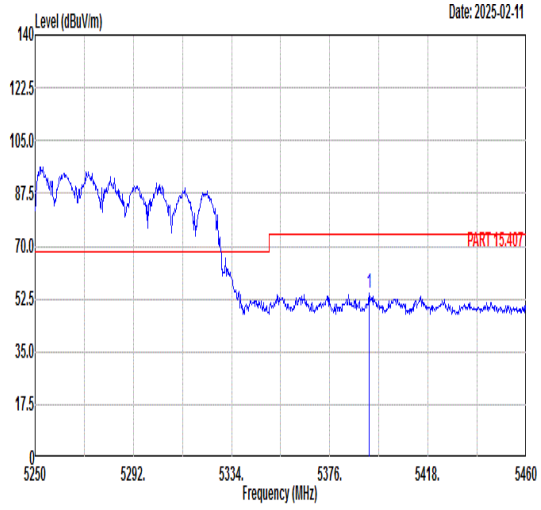 Freq Level Limit Line Margin Read Level Ant Factor Cable Loss Preamp Factor APos TPos Remark MHz dBuV/m dBuV/m dB dBuV dB/m dB dB cm deg 1 5392.80 54.21 74.00 -19.79 41.65 36.39 9.59 33.42 100 21 PEAK	Blank
Avg	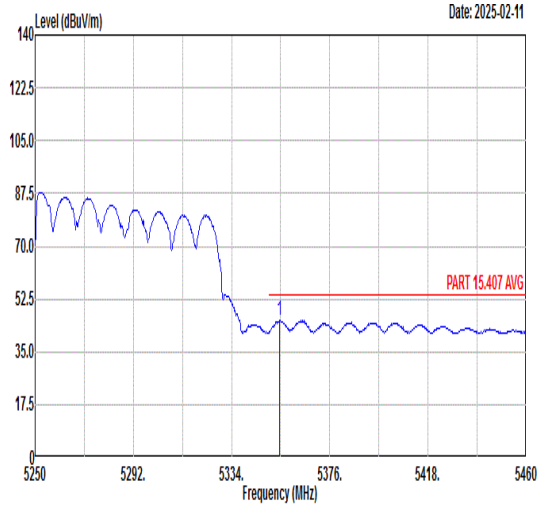 Freq Level Limit Line Margin Read Level Ant Factor Cable Loss Preamp Factor APos TPos Remark MHz dBuV/m dBuV/m dB dBuV dB/m dB dB cm deg 1 5354.37 45.35 54.00 -8.65 32.97 36.42 9.39 33.43 100 21 AVERAGE	Blank

Mode	58	
	Band Edge - L	
	U-NII-1_5.15-5.35_802.11ax HE160_CH50_Full RU_5250MHz+ Bluetooth LE_2Mbps_CH00 _2402MHz+B48 LINK	
ANT	CDD	
Pol.	Vertical	Fundamental
Peak	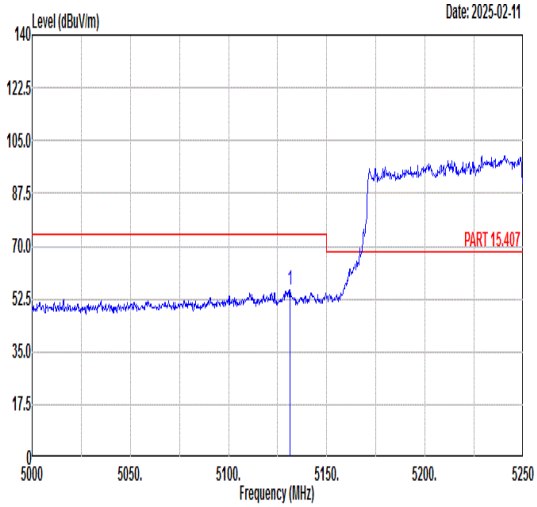 Freq Level Limit Line Margin Read Level Ant Factor Cable Loss Preamp Factor APos TPos Remark MHz dBuV/m dBuV/m dB dBuV dB/m dB dB cm deg 1 5131.25 55.66 74.00 -18.34 44.03 36.60 8.50 33.47 192 273 PEAK	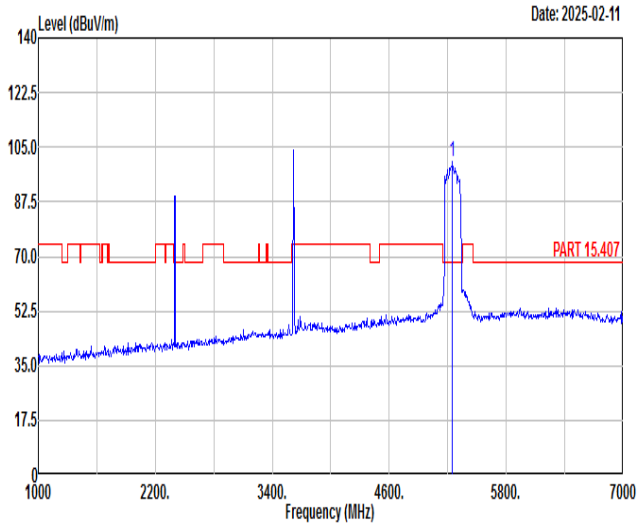 Freq Level Limit Line Margin Read Level Ant Factor Cable Loss Preamp Factor APos TPos Remark MHz dBuV/m dBuV/m dB dBuV dB/m dB dB cm deg 1 5250.00 100.19 ------ ------ 88.29 36.50 8.85 33.45 192 273 Peak
Avg	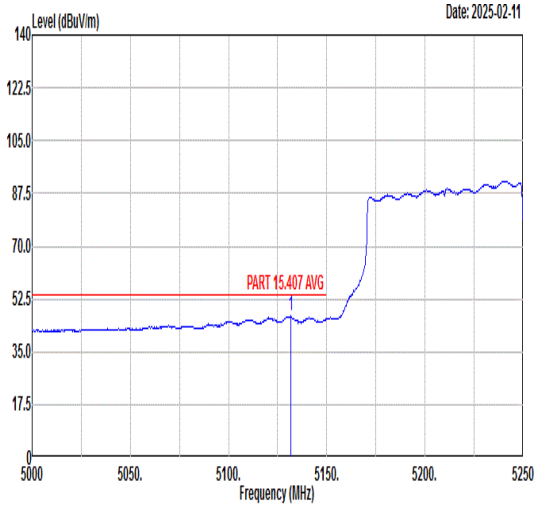 Freq Level Limit Line Margin Read Level Ant Factor Cable Loss Preamp Factor APos TPos Remark MHz dBuV/m dBuV/m dB dBuV dB/m dB dB cm deg 1 5131.75 46.80 54.00 -7.20 35.18 36.59 8.50 33.47 192 273 AVERAGE	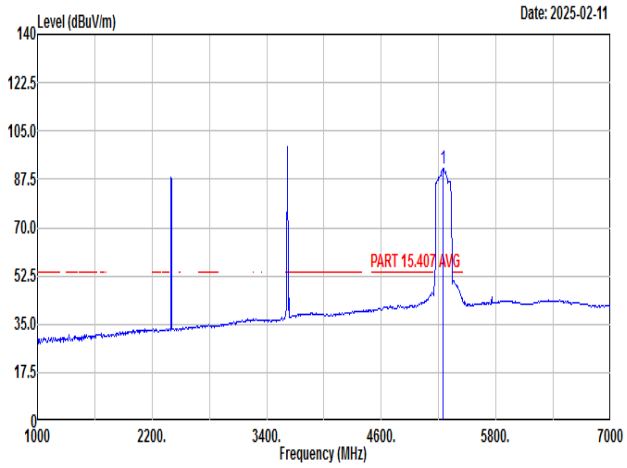 Freq Level Limit Line Margin Read Level Ant Factor Cable Loss Preamp Factor APos TPos Remark MHz dBuV/m dBuV/m dB dBuV dB/m dB dB cm deg 1 5250.00 91.44 ------ ------ 79.54 36.50 8.85 33.45 192 273 Average

Mode	58	
	Band Edge - R	
	U-NII-1_5.15-5.35_802.11ax HE160_CH50_Full RU_5250MHz+ Bluetooth LE_2Mbps_CH00 _2402MHz+B48 LINK	
ANT	CDD	
Pol.	Vertical	Fundamental
Peak	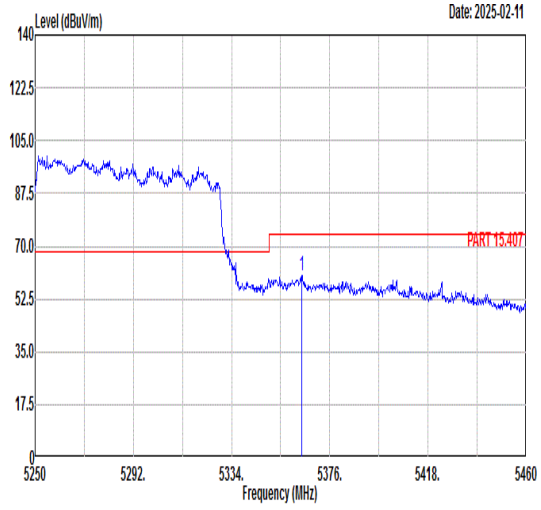 Freq Level Limit Line Margin Read Level Ant Factor Cable Loss Preamp Factor APos TPos Remark MHz dBuV/m dBuV/m dB dBuV dB/m dB dB cm deg 1 5364.03 60.43 74.00 -13.57 48.01 36.41 9.44 33.43 192 273 PEAK	Blank
Avg	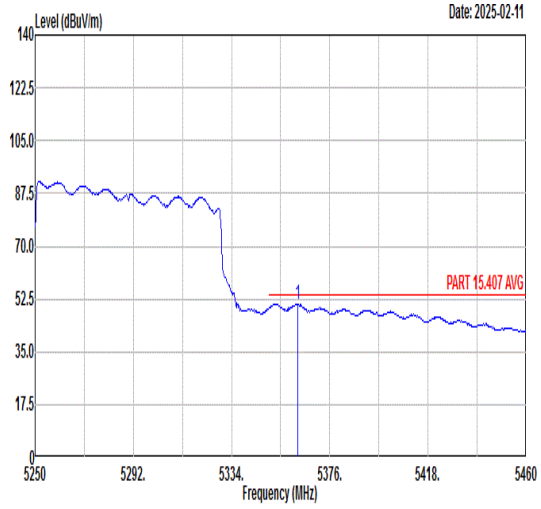 Freq Level Limit Line Margin Read Level Ant Factor Cable Loss Preamp Factor APos TPos Remark MHz dBuV/m dBuV/m dB dBuV dB/m dB dB cm deg 1 5362.14 50.93 54.00 -3.07 38.52 36.41 9.43 33.43 192 273 AVERAGE	Blank

Mode	58	
	Band Edge	
	U-NII-1_5.15-5.35_802.11ax HE160_CH50_Full RU_5250MHz+ Bluetooth LE_2Mbps_CH00 _2402MHz+B48 LINK	
ANT	4	
Pol.	Horizontal	Fundamental
Peak	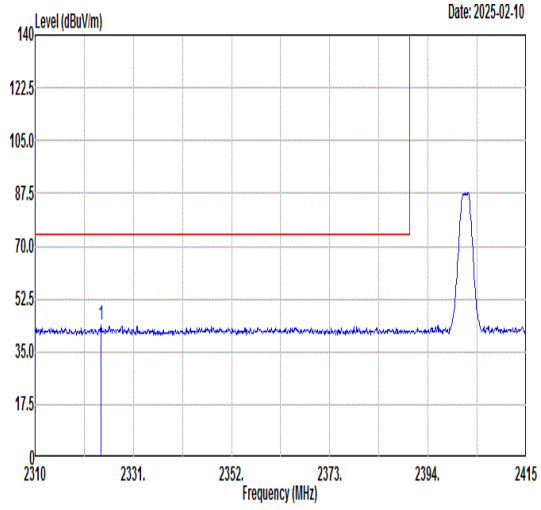 Freq Level Limit Line Margin (dB) Read Level Ant Factor Cable Loss Preamp Factor APos TPos Remark MHz dBuV/m dBuV/m dBuV dB/m dB dB cm deg 1 2324.07 43.60 74.00 -30.40 41.71 30.76 5.30 34.17 400 357 PEAK	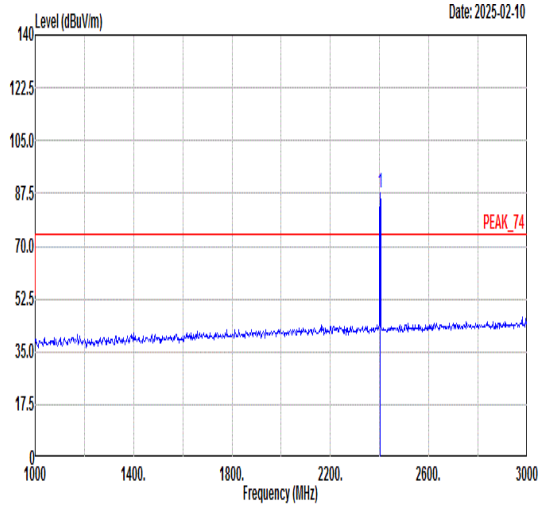 Freq Level Limit Line Margin (dB) Read Level Ant Factor Cable Loss Preamp Factor APos TPos Remark MHz dBuV/m dBuV/m dBuV dB/m dB dB cm deg 1 2402.00 87.71 ------ ------ 85.70 30.78 5.37 34.14 400 357 PEAK
Avg	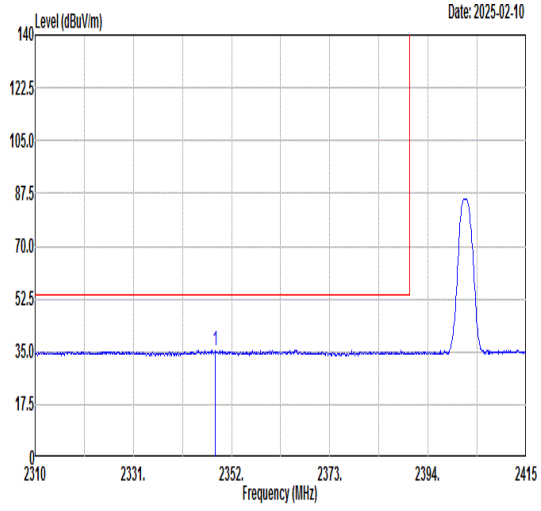 Freq Level Limit Line Margin (dB) Read Level Ant Factor Cable Loss Preamp Factor APos TPos Remark MHz dBuV/m dBuV/m dBuV dB/m dB dB cm deg 1 2348.43 35.44 54.00 -18.56 33.51 30.77 5.32 34.16 400 357 AVERAGE	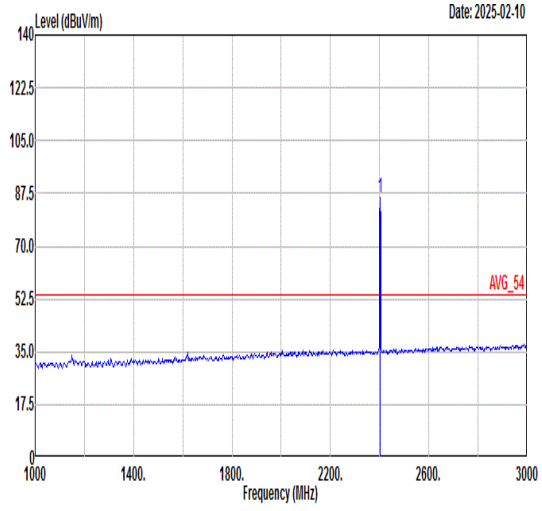 Freq Level Limit Line Margin (dB) Read Level Ant Factor Cable Loss Preamp Factor APos TPos Remark MHz dBuV/m dBuV/m dBuV dB/m dB dB cm deg 1 2402.00 85.88 ------ ------ 83.87 30.78 5.37 34.14 400 357 AVERAGE

Mode	58	
	Band Edge	
	U-NII-1_5.15-5.35_802.11ax HE160_CH50_Full RU_5250MHz+ Bluetooth LE_2Mbps_CH00 _2402MHz+B48 LINK	
ANT	4	
Pol.	Vertical	Fundamental
Peak	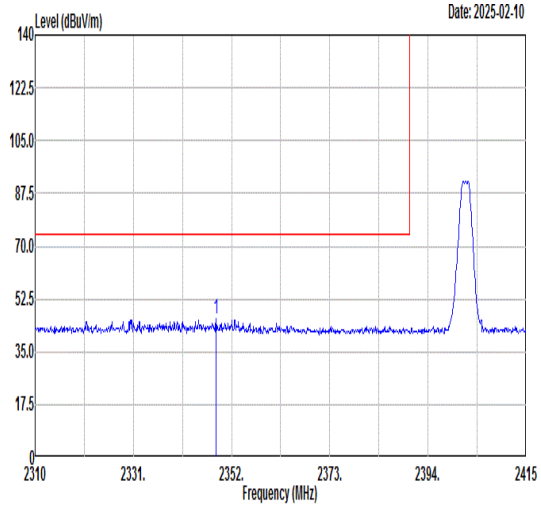 Freq Level Limit Line Margin (dB) Read Level Ant Factor Cable Loss Preamp Factor APos TPos Remark 1 2348.75 46.15 74.00 -27.85 44.22 30.77 5.32 34.16 267 197 PEAK	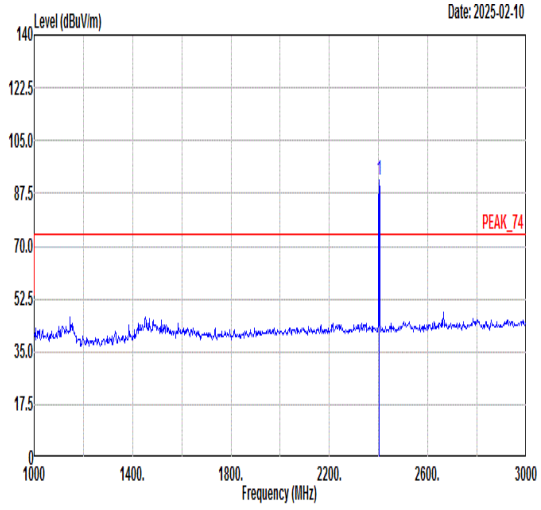 Freq Level Limit Line Margin (dB) Read Level Ant Factor Cable Loss Preamp Factor APos TPos Remark 1 2402.00 91.72 ------ ------ 89.71 30.78 5.37 34.14 267 197 PEAK
Avg	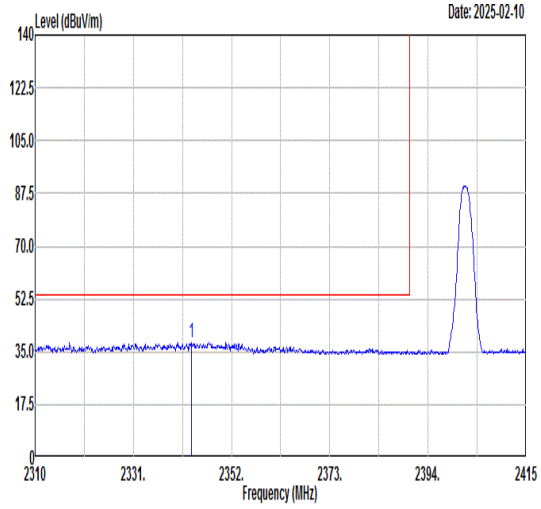 Freq Level Limit Line Margin (dB) Read Level Ant Factor Cable Loss Preamp Factor APos TPos Remark 1 2343.39 38.16 54.00 -15.84 36.23 30.77 5.32 34.16 267 197 AVERAGE	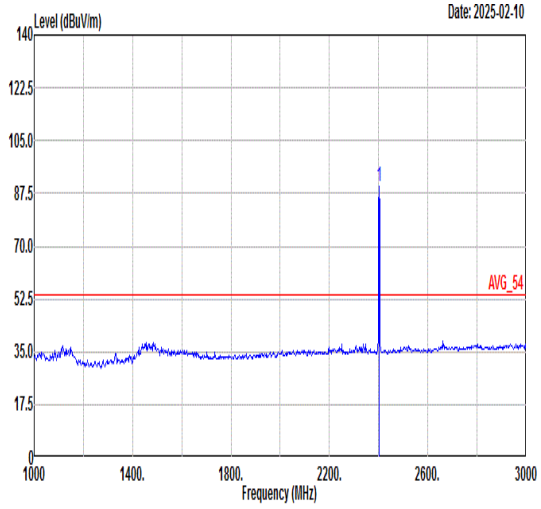 Freq Level Limit Line Margin (dB) Read Level Ant Factor Cable Loss Preamp Factor APos TPos Remark 1 2402.00 89.84 ------ ------ 87.83 30.78 5.37 34.14 267 197 AVERAGE

Mode	58	
	Harmonic	
	U-NII-1_5.15-5.35_802.11ax HE160_CH50_Full RU_5250MHz+ Bluetooth LE_2Mbps_CH00 _2402MHz+B48 LINK	
ANT	CDD	
Pol.	Horizontal	Vertical
Peak Avg	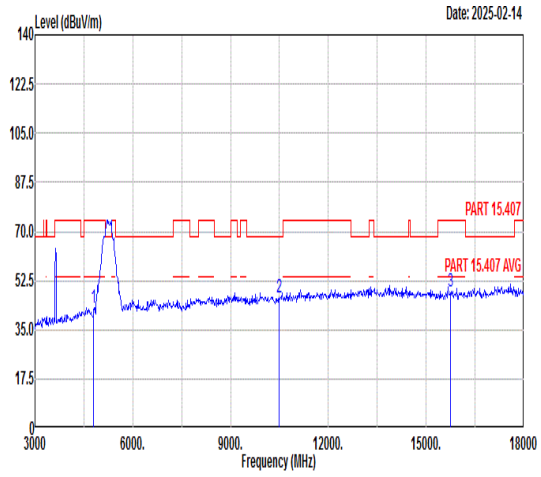 Freq Level Limit Line Margin Read Level Ant Factor Cable Loss Preamp Factor APos TPos Remark 1 4804.00 42.81 74.00 -31.19 62.32 36.39 8.94 64.84 --- --- Peak 2 10500.00 46.49 68.30 -21.81 59.53 38.50 12.16 63.70 --- --- Peak 3 15750.00 48.68 74.00 -25.32 57.07 41.45 14.68 64.52 --- --- Peak	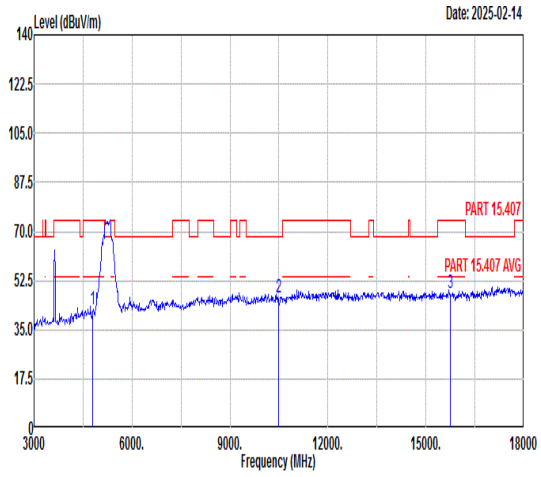 Freq Level Limit Line Margin Read Level Ant Factor Cable Loss Preamp Factor APos TPos Remark 1 4804.00 42.10 74.00 -31.90 61.61 36.39 8.94 64.84 --- --- Peak 2 10500.00 46.56 68.30 -21.74 59.60 38.50 12.16 63.70 --- --- Peak 3 15750.00 48.20 74.00 -25.80 56.59 41.45 14.68 64.52 --- --- Peak

Mode	59	
	Band Edge - L	
	U-NII-1_5.15-5.35_802.11ax HE160_CH50_Full RU_5250MHz+ B48 LINK+UBW CH9	
ANT	CDD	
Pol.	Horizontal	Fundamental
Peak	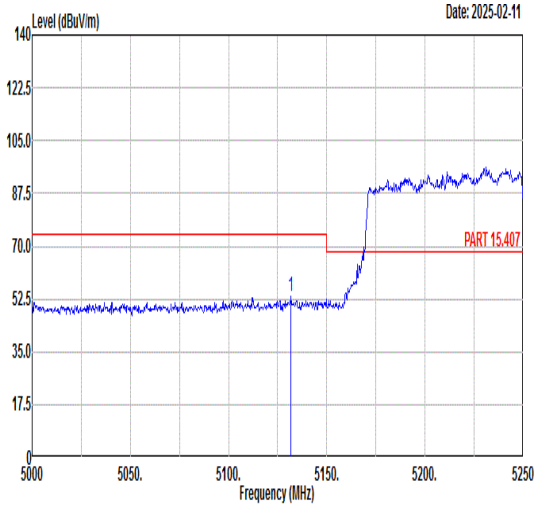 Freq Level Limit Line Margin (dB) Read Level Ant Factor Cable Loss Preamp Factor APos TPos Remark MHz dBuV/m dBuV/m dBuV dB/m dB dB cm deg 1 5131.75 53.10 74.00 -20.90 41.48 36.59 8.50 33.47 239 291 PEAK	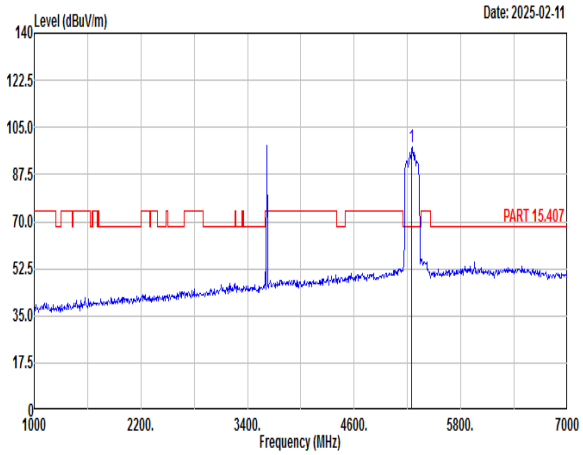 Freq Level Limit Line Margin Read Level Ant Factor Cable Loss Preamp Factor APos TPos Remark MHz dBuV/m dBuV/m dB dBuV dB/m dB dB cm deg 1 5250.00 97.57 ------ ------ 85.67 36.50 8.85 33.45 239 291 Peak
Avg	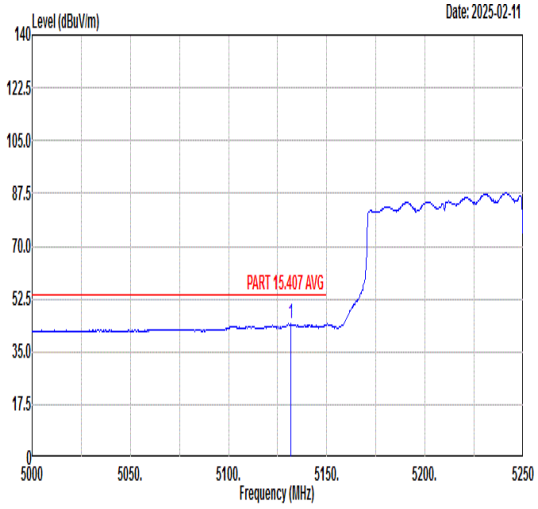 Freq Level Limit Line Margin (dB) Read Level Ant Factor Cable Loss Preamp Factor APos TPos Remark MHz dBuV/m dBuV/m dBuV dB/m dB dB cm deg 1 5131.75 44.22 54.00 -9.78 32.60 36.59 8.50 33.47 239 291 AVERAGE	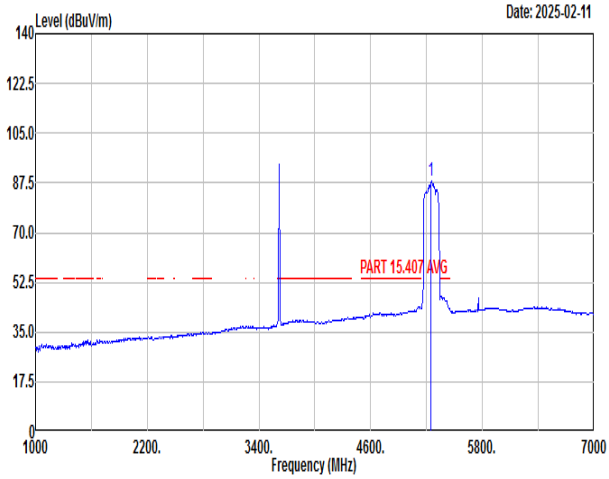 Freq Level Limit Line Margin Read Level Ant Factor Cable Loss Preamp Factor APos TPos Remark MHz dBuV/m dBuV/m dB dBuV dB/m dB dB cm deg 1 5250.00 88.44 ------ ------ 76.54 36.50 8.85 33.45 239 291 Average

Mode	59	
	Band Edge - R	
	U-NII-1_5.15-5.35_802.11ax HE160_CH50_Full RU_5250MHz+ B48 LINK+UBW CH9	
ANT	CDD	
Pol.	Horizontal	Fundamental
Peak	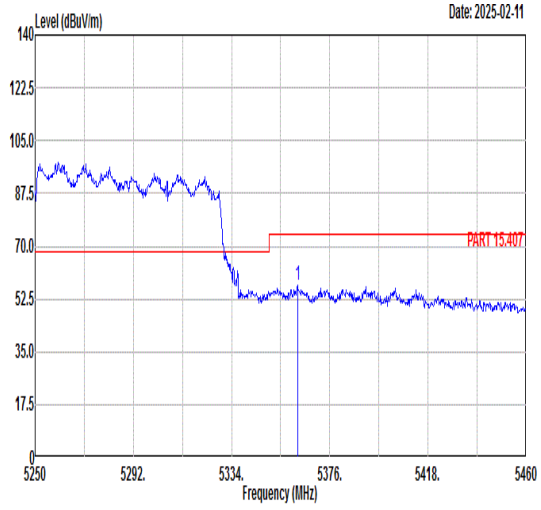 Freq Level Limit Line Margin (dB) Read Level Ant Factor Cable Loss Preamp Factor APos TPos Remark MHz dBuV/m dBuV/m dBuV dB/m dB dB cm deg 1 5362.14 57.25 74.00 -16.75 44.84 36.41 9.43 33.43 239 291 PEAK	Blank
Avg	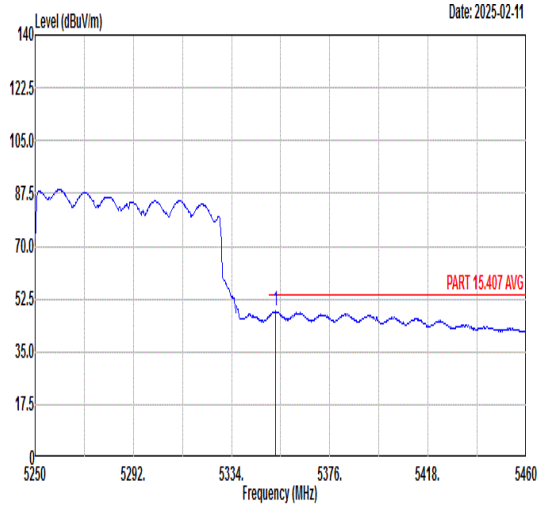 Freq Level Limit Line Margin (dB) Read Level Ant Factor Cable Loss Preamp Factor APos TPos Remark MHz dBuV/m dBuV/m dBuV dB/m dB dB cm deg 1 5352.69 48.37 54.00 -5.63 36.00 36.42 9.38 33.43 239 291 AVERAGE	Blank

Mode	59
	Band Edge - L
	U-NII-1_5.15-5.35_802.11ax HE160_CH50_Full RU_5250MHz+ B48 LINK+UBW CH9
ANT	CDD

Pol.	Vertical	Fundamental
Peak	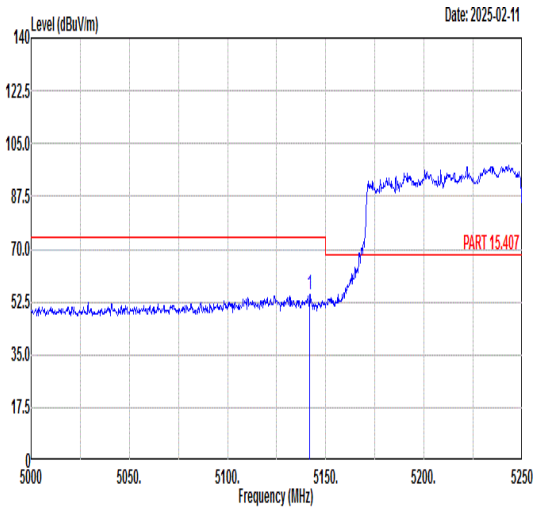 Freq Level Limit Line Margin (dB) Read Level Ant Factor Cable Loss Preamp Factor APos TPos Remark MHz dBuV/m dBuV/m dBuV dB/m dB dB cm deg 1 5141.75 55.13 74.00 -18.87 43.49 36.59 8.52 33.47 200 270 PEAK	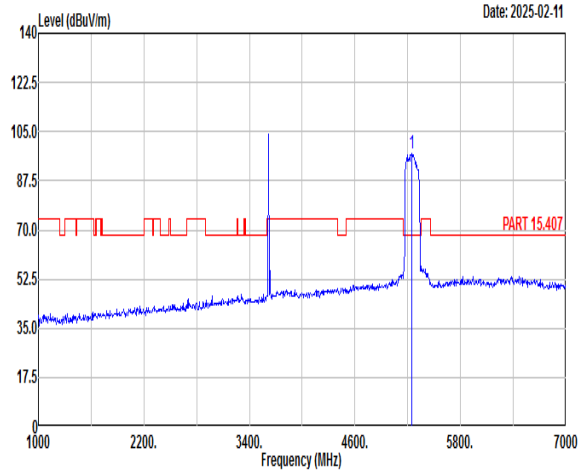 Freq Level Limit Line Margin Read Level Ant Factor Cable Loss Preamp Factor APos TPos Remark MHz dBuV/m dBuV/m dB dBuV dB/m dB dB cm deg 1 5250.00 97.37 ------ ------ 85.47 36.50 8.85 33.45 200 270 Peak
Avg	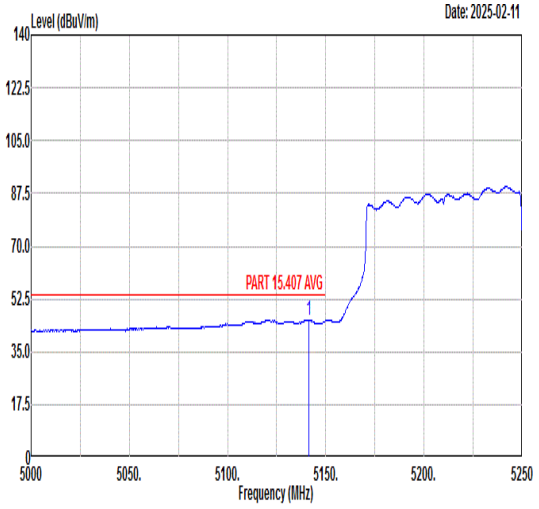 Freq Level Limit Line Margin (dB) Read Level Ant Factor Cable Loss Preamp Factor APos TPos Remark MHz dBuV/m dBuV/m dBuV dB/m dB dB cm deg 1 5141.25 45.66 54.00 -8.34 34.02 36.59 8.52 33.47 200 270 AVERAGE	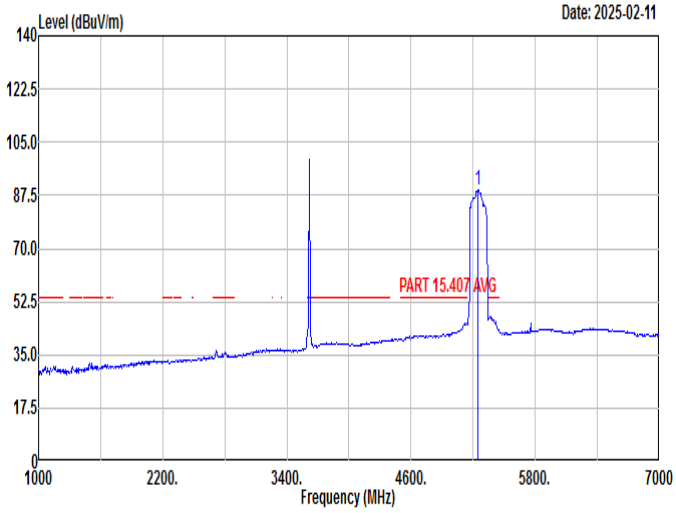 Freq Level Limit Line Margin Read Level Ant Factor Cable Loss Preamp Factor APos TPos Remark MHz dBuV/m dBuV/m dB dBuV dB/m dB dB cm deg 1 5250.00 89.25 ------ ------ 77.35 36.50 8.85 33.45 200 270 Average

Mode	59	
	Band Edge - R	
	U-NII-1_5.15-5.35_802.11ax HE160_CH50_Full RU_5250MHz+ B48 LINK+UBW CH9	
ANT	CDD	
Pol.	Vertical	Fundamental
Peak	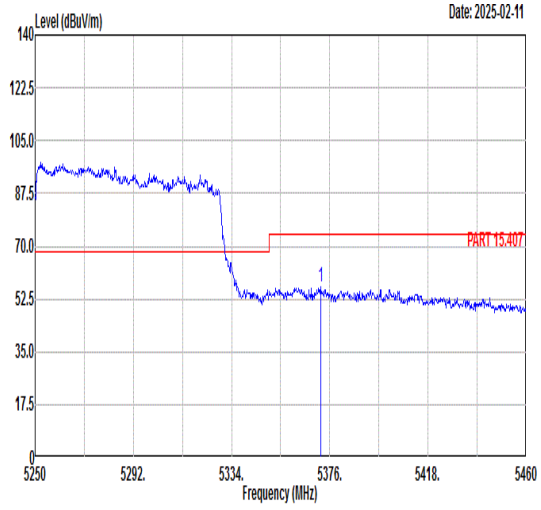 Freq Level Limit Line Margin (dB) Read Level Ant Factor Cable Loss Preamp Factor APos TPos Remark MHz dBuV/m dBuV/m dBuV dB/m dB dB cm deg 1 5372.22 56.44 74.00 -17.56 43.99 36.40 9.48 33.43 200 270 PEAK	Blank
Avg	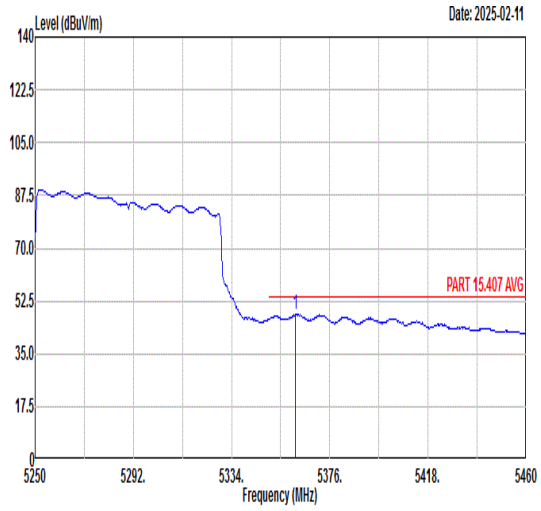 Freq Level Limit Line Margin (dB) Read Level Ant Factor Cable Loss Preamp Factor APos TPos Remark MHz dBuV/m dBuV/m dBuV dB/m dB dB cm deg 1 5361.30 48.06 54.00 -5.94 35.66 36.41 9.42 33.43 200 270 AVERAGE	Blank

Mode	59	
	Harmonic	
	U-NII-1_5.15-5.35_802.11ax HE160_CH50_Full RU_5250MHz+ B48 LINK+UBW CH9	
ANT	CDD	
Pol.	Horizontal	Vertical
Peak Avg	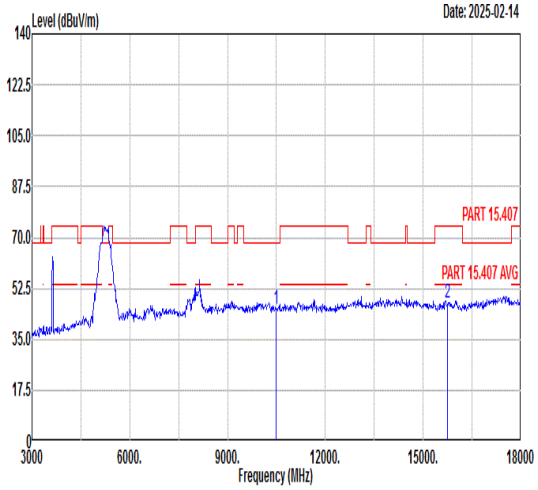 Freq Level Limit Line Margin Read Level Ant Factor Cable Loss Preamp Factor APos TPos Remark MHz dBuV/m dBuV/m dB dBuV dB/m dB dB cm deg 1 10500.00 45.60 68.30 -22.70 58.64 38.50 12.16 63.70 --- --- Peak 2 15750.00 47.67 74.00 -26.33 56.06 41.45 14.68 64.52 --- --- Peak	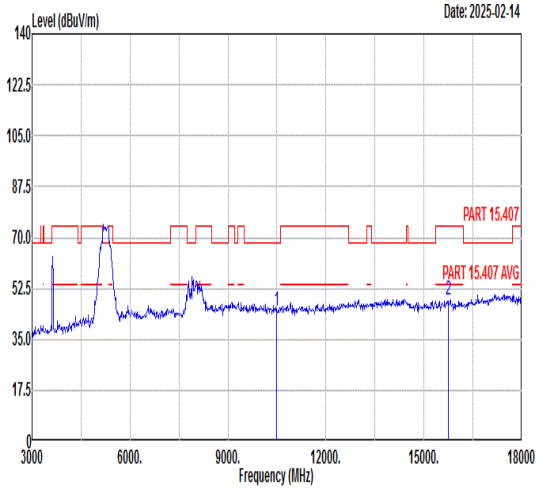 Freq Level Limit Line Margin Read Level Ant Factor Cable Loss Preamp Factor APos TPos Remark MHz dBuV/m dBuV/m dB dBuV dB/m dB dB cm deg 1 10500.00 44.68 68.30 -23.62 57.72 38.50 12.16 63.70 --- --- Peak 2 15750.00 48.78 74.00 -25.22 57.17 41.45 14.68 64.52 --- --- Peak

Remark: All signals exceeding the limit are fundamental frequency signals and can be ignored.

Appendix D. Duty Cycle Plots

Band	ANT	Duty Cycle(%)	T(ms)	1/T(kHz)	VBW Setting
802.11a	3	98.98	-	-	10Hz
802.11n HT20	3	99.28	-	-	10Hz
802.11n HT40	3	98.54	-	-	10Hz
802.11ac VHT20	3	100	-	-	10Hz
802.11ac VHT40	3	100	-	-	10Hz
802.11ac VHT80	3	100	-	-	10Hz
802.11ac VHT160	3	100	-	-	10Hz
802.11ax HE20	3	100	-	-	10Hz
802.11ax HE40	3	100	-	-	10Hz
802.11ax HE80	3	100	-	-	10Hz
802.11ax HE160	3	100	-	-	10Hz
802.11a	4	98.97	-	-	10Hz
802.11n HT20	4	99.28	-	-	10Hz
802.11n HT40	4	98.54	-	-	10Hz
802.11ac VHT20	4	100	-	-	10Hz
802.11ac VHT40	4	100	-	-	10Hz
802.11ac VHT80	4	100	-	-	10Hz
802.11ac VHT160	4	100	-	-	10Hz
802.11ax HE20	4	100	-	-	10Hz
802.11ax HE40	4	100	-	-	10Hz
802.11ax HE80	4	100	-	-	10Hz
802.11ax HE160	4	100	-	-	10Hz

802.11a_ANT3

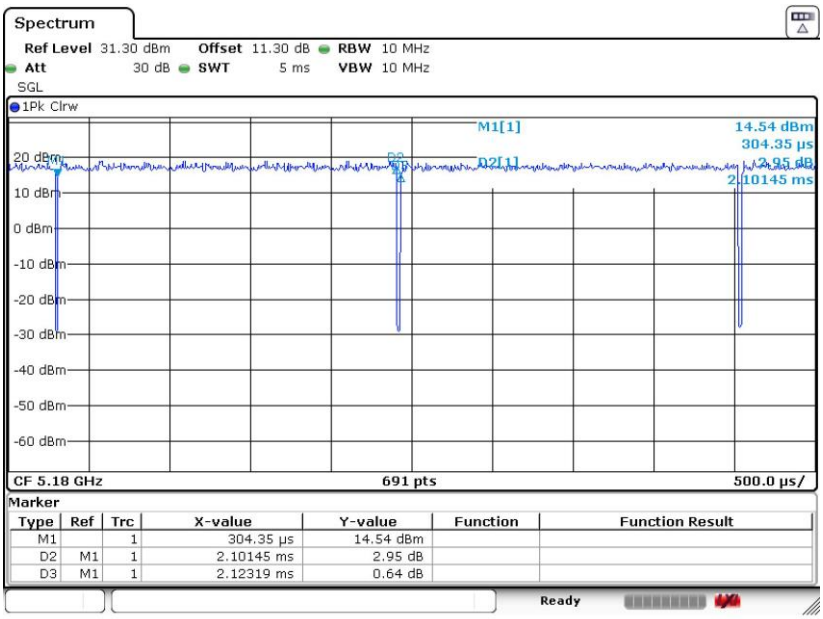

802.11n HT20_ANT3

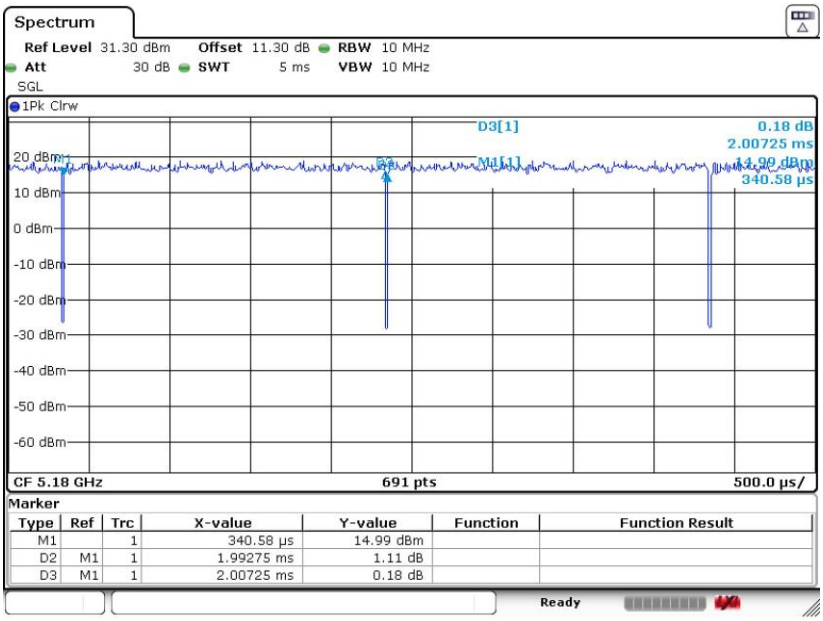

802.11n HT40_ANT3

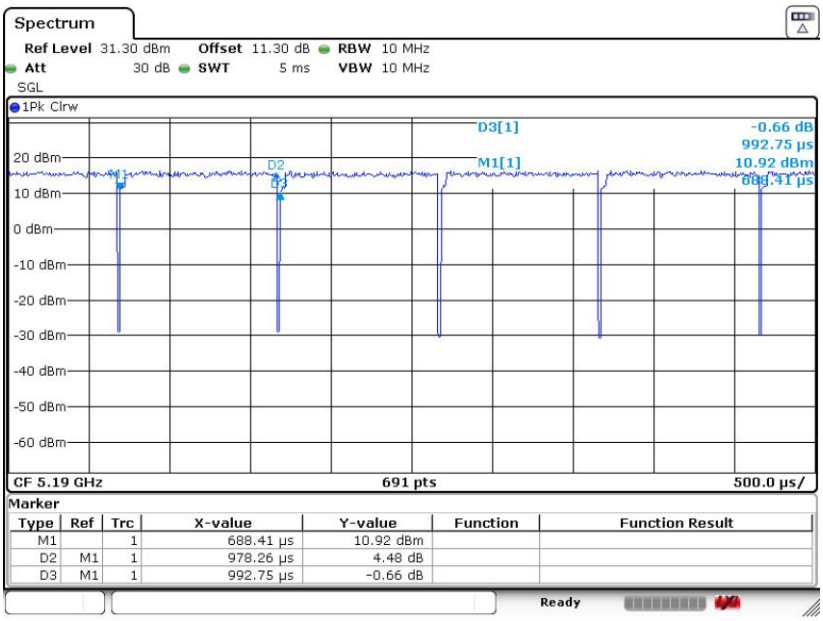

802.11ac VHT20_ANT3

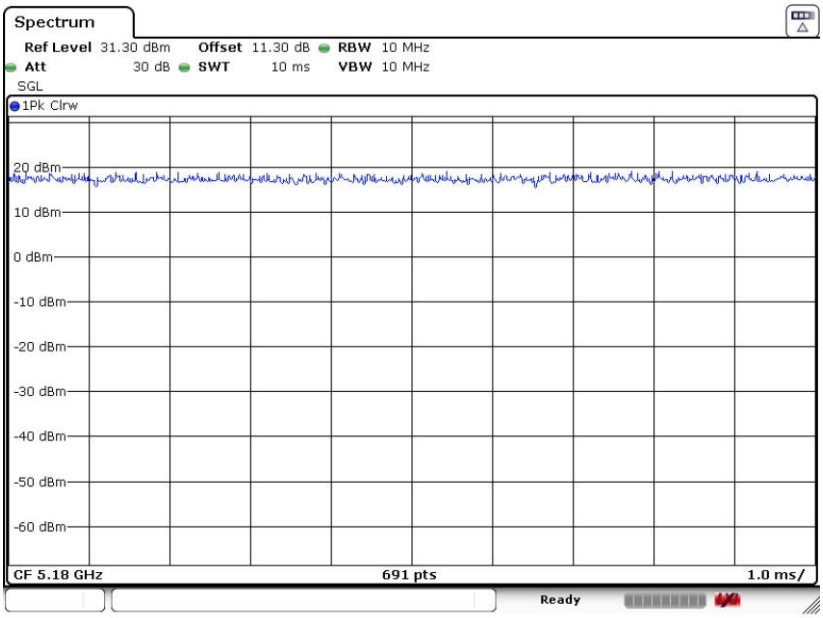

802.11ac VHT40_ANT3

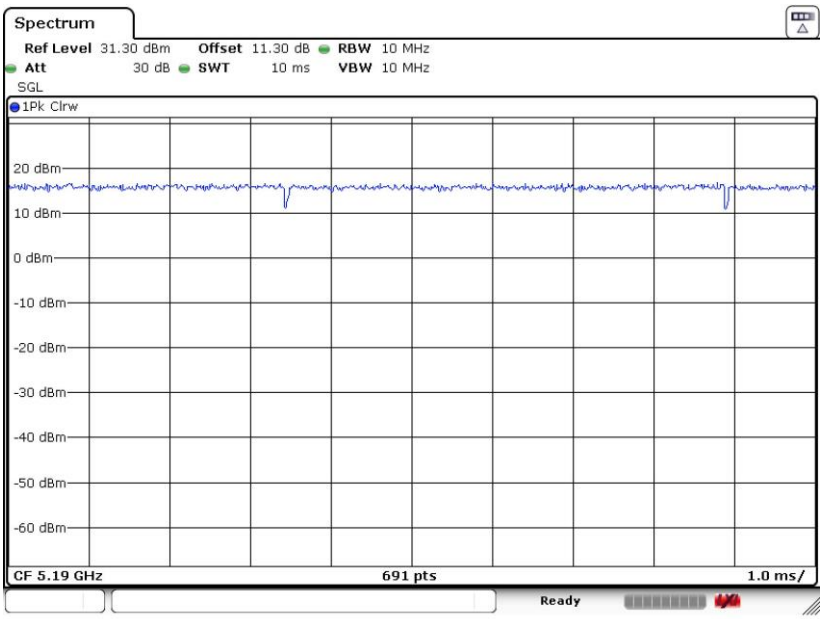

802.11ac VHT80_ANT3

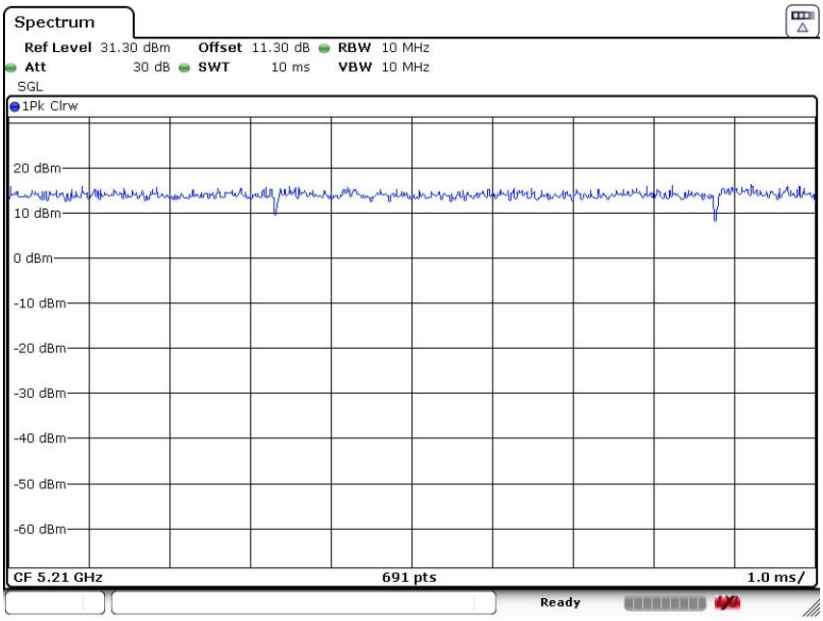

802.11ac VHT160_ANT3

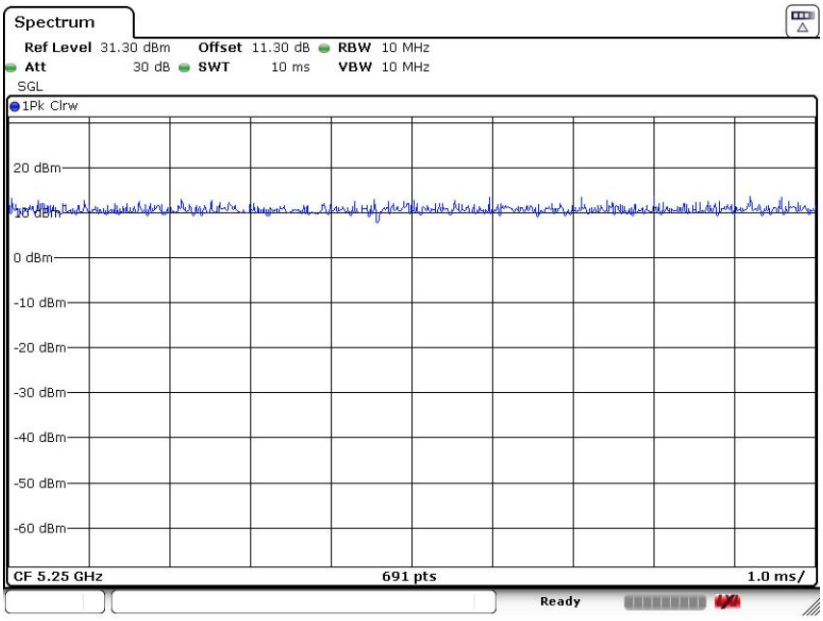

802.11ax HE20_ANT3

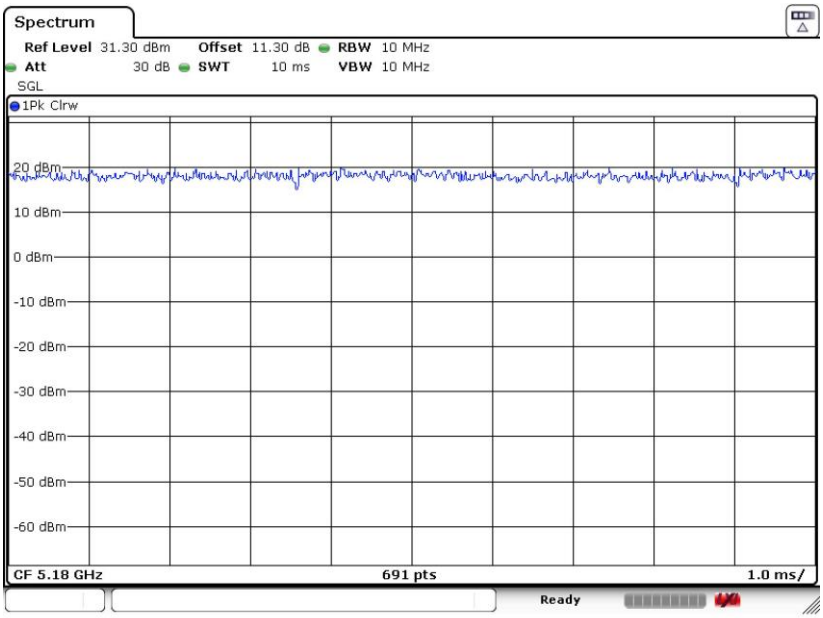

802.11ax HE40_ANT3

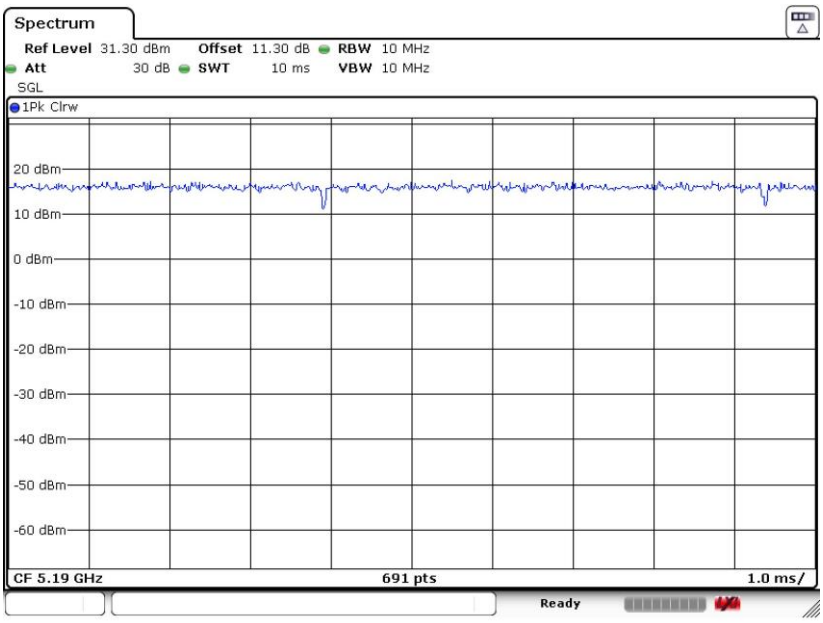

802.11ax HE80_ANT3

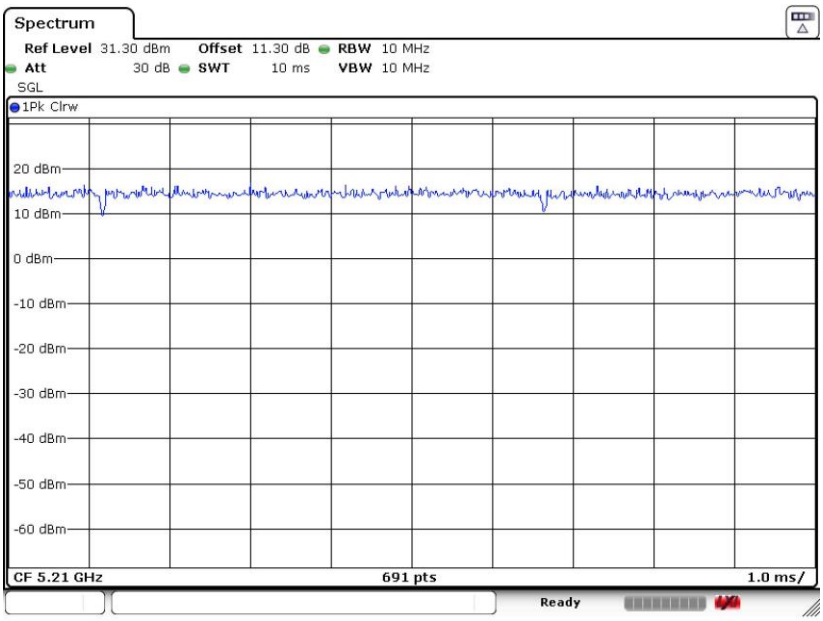

802.11ax HE160_ANT3

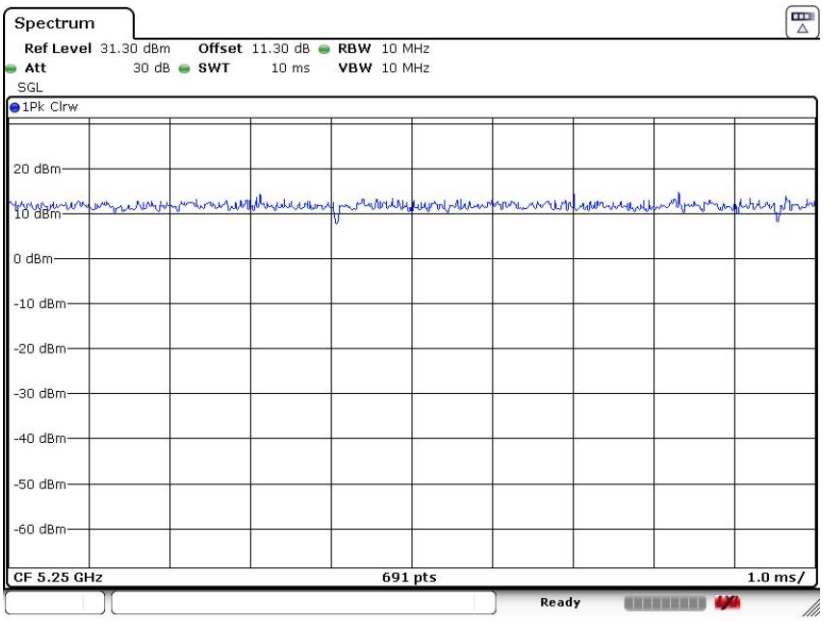

802.11a_ANT4

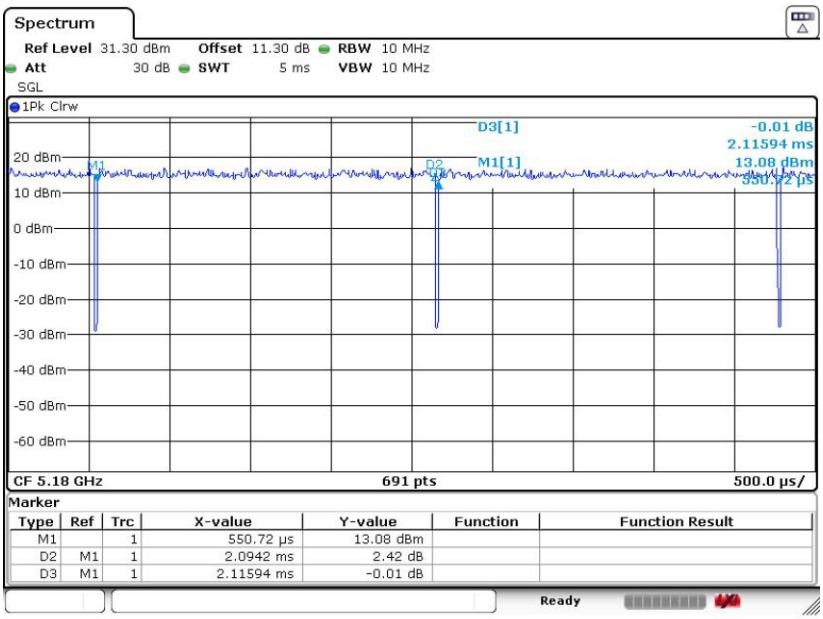

802.11n HT20_ANT4

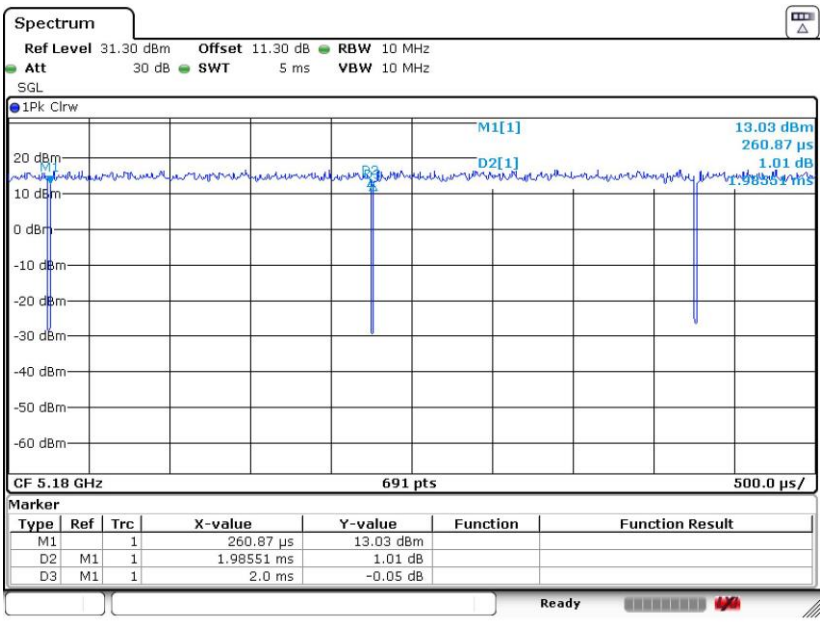

802.11n HT40_ANT4

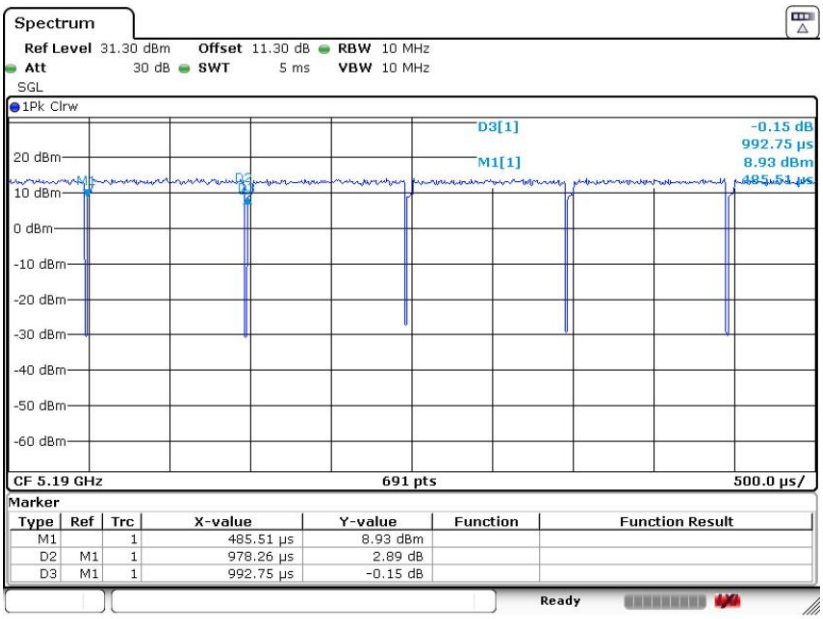

802.11ac VHT20_ANT4

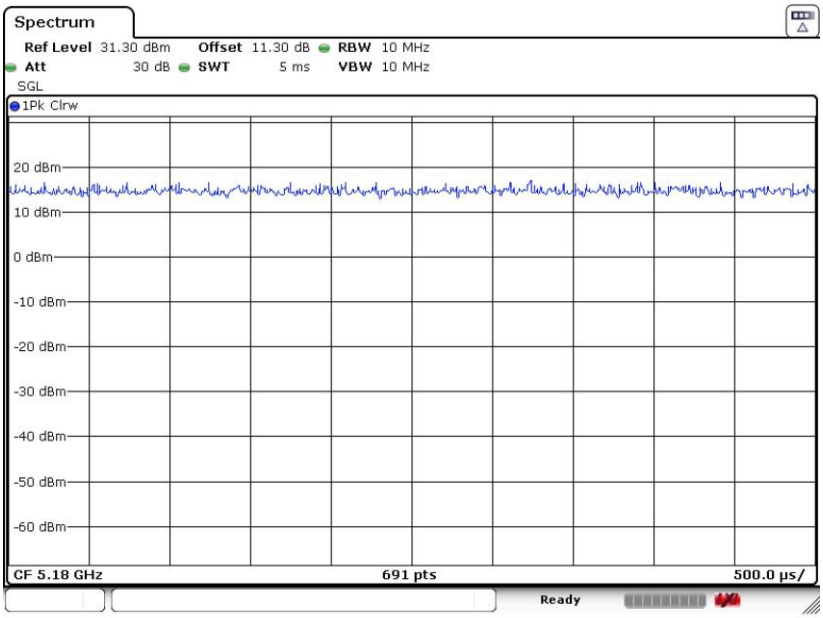

802.11ac VHT40_ANT4

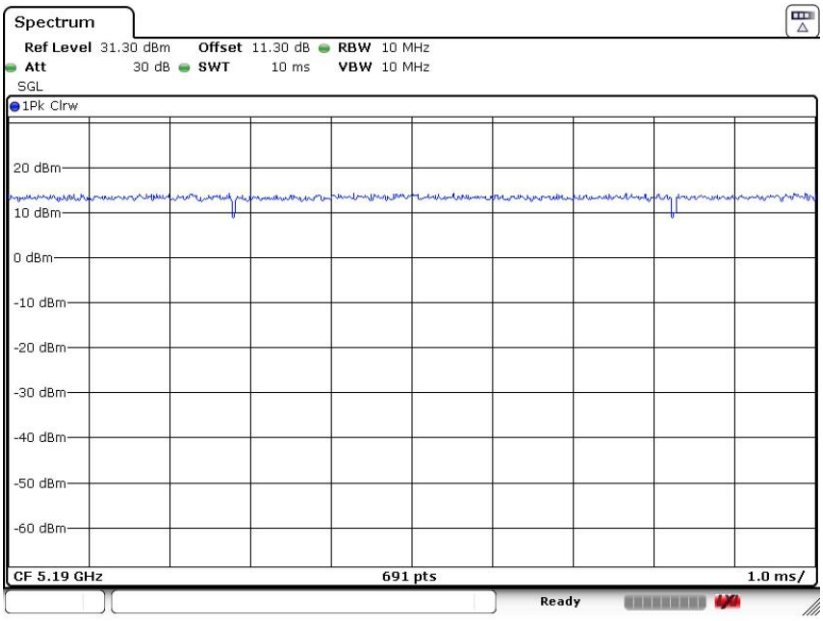

802.11ac VHT80_ANT4

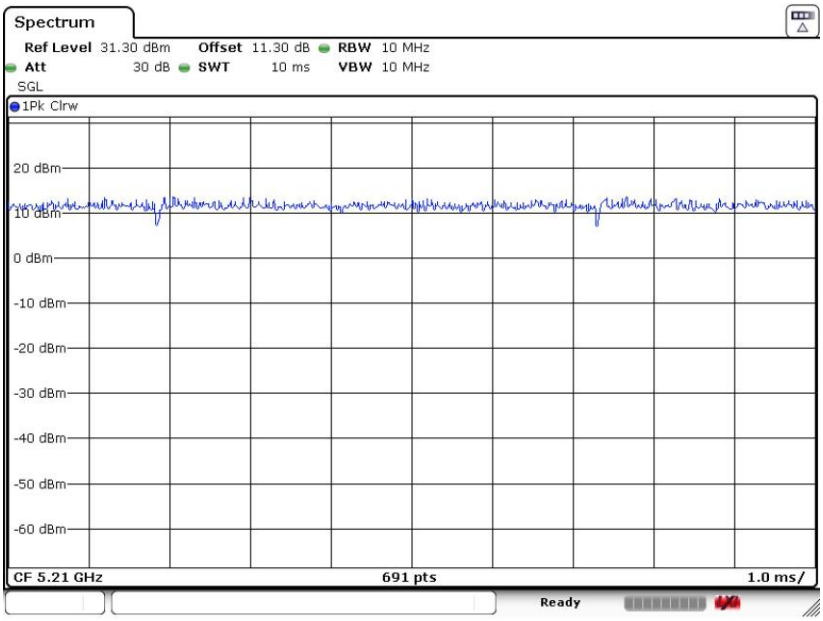

802.11ac VHT160_ANT4

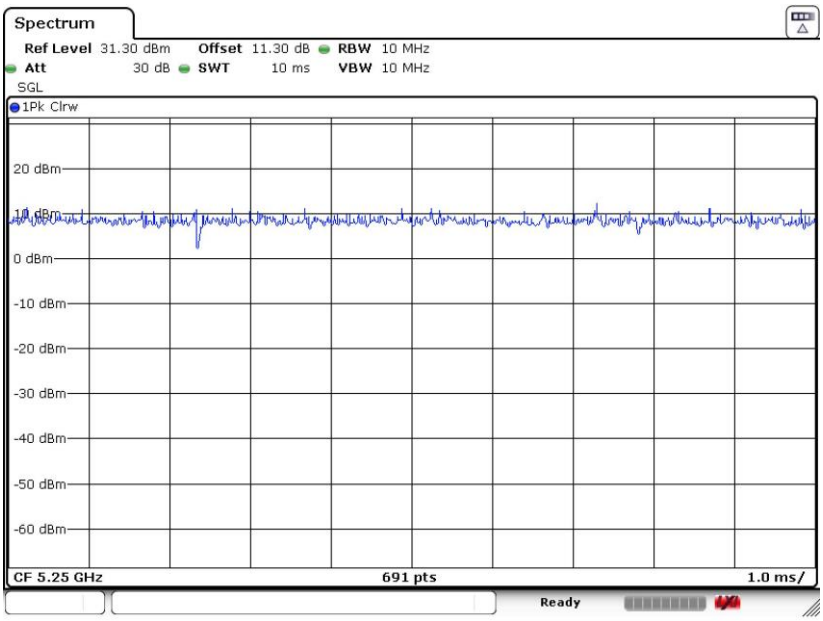

802.11ax HE20_ANT4

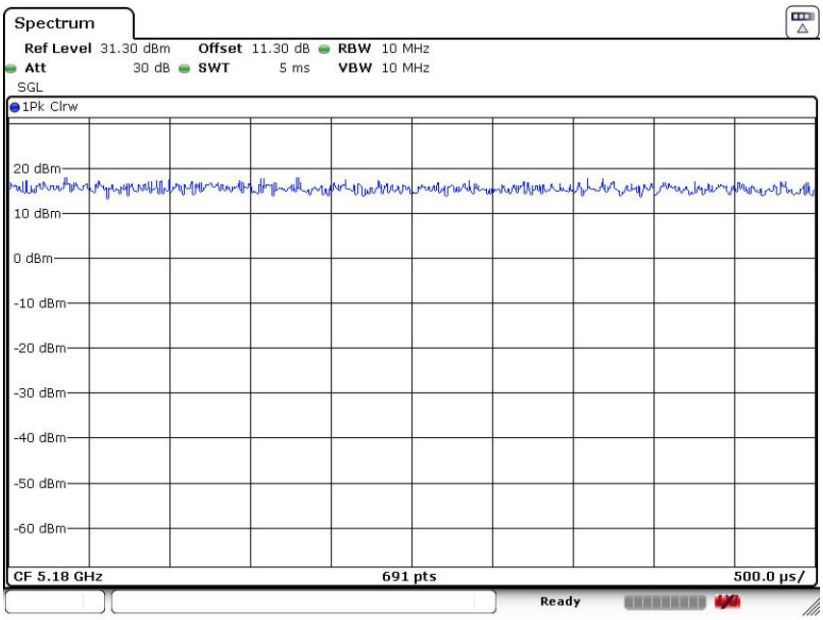

802.11ax HE40_ANT4

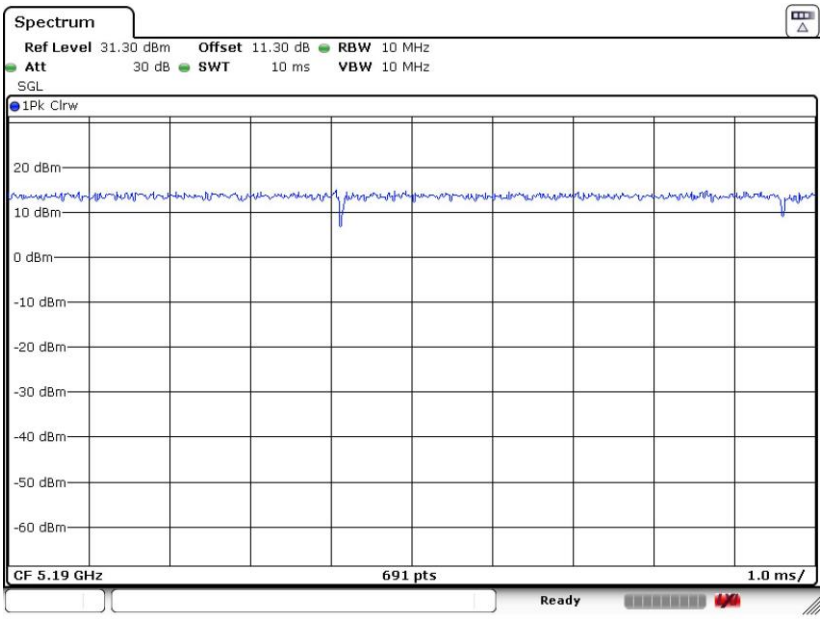

802.11ax HE80_ANT4

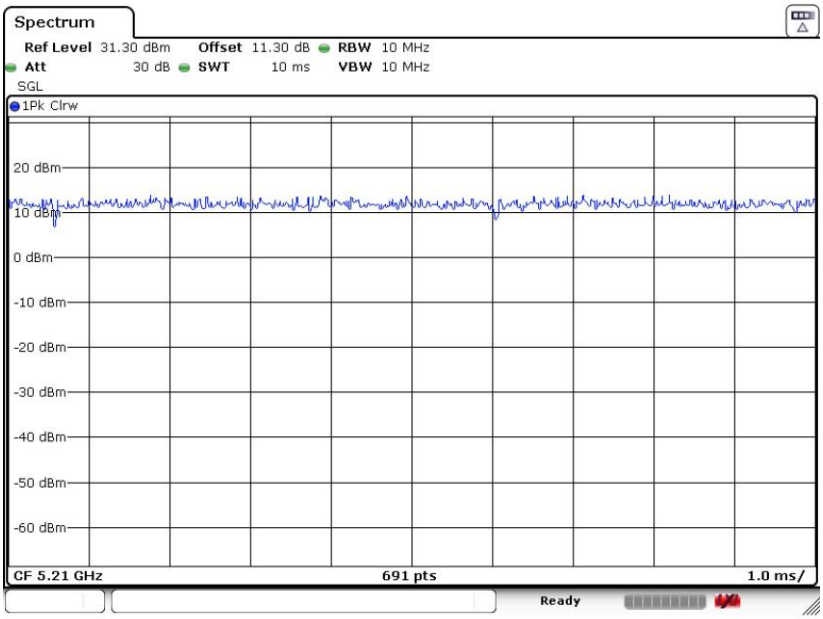
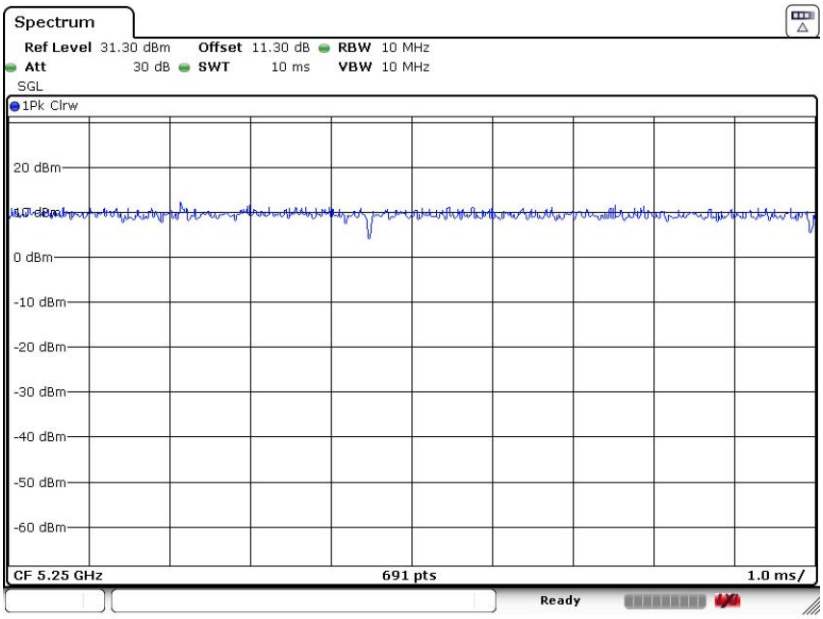
802.11ax HE160_ANT4