Appendix D. SAR Test Setup Photos

Head Exposure Condition



Right Cheek, Test Separation 0 mm

Right Tilted, Test Separation 0 mm

Left Cheek, Test Separation 0 mm



Left Tilted, Test Separation 0 mm

Face Exposure Condition

Front, Test Separation 25 mm

Hotspot Exposure Condition

Front, Test Separation 5 mm

Back, Test Separation 5 mm

Left Side, Test Separation 5 mm

Right Side, Test Separation 5 mm

Top Side, Test Separation 5 mm

Bottom Side, Test Separation 5 mm

Sensor off

Front, Test Separation 24 mm

Back, Test Separation 17 mm

Left Side, Test Separation 19 mm

Top Side, Test Separation 24 mm

Bottom Side, Test Separation 19 mm

Body-worn Exposure Condition

Front, Test Separation 5 mm

Back, Test Separation 5 mm

Sensor off

Front, Test Separation 24 mm

Back, Test Separation 17 mm

Product Specific 10g SAR Exposure Condition

Front, Test Separation 0 mm

Back, Test Separation 0 mm

Left Side, Test Separation 0 mm

Right Side, Test Separation 0 mm

Top Side, Test Separation 0 mm

Bottom Side, Test Separation 0 mm

Sensor off

Front, Test Separation 24 mm

Back, Test Separation 17 mm

Left Side, Test Separation 19 mm



Top Side, Test Separation 24 mm

Bottom Side, Test Separation 19 mm

Antenna Location

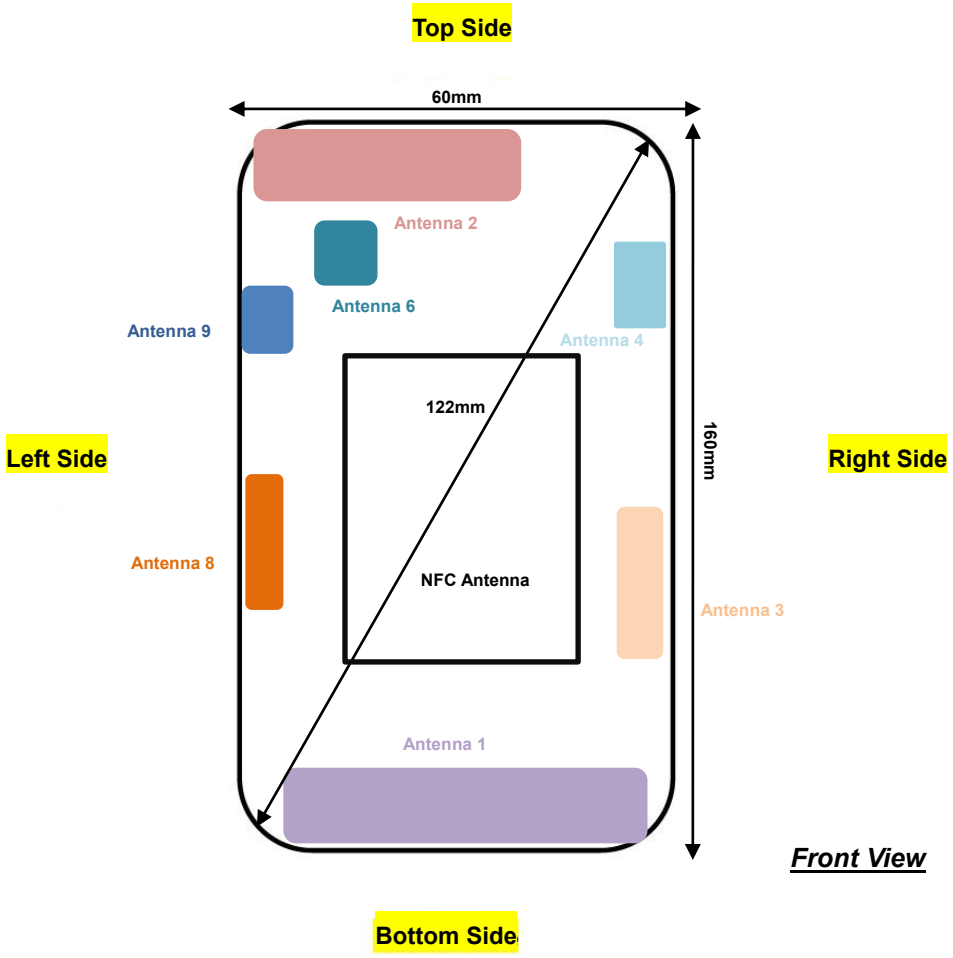

Antenna	Support Band
Antenna 1	LTE: B2/B4/B5/B7/12/B13/14/25/26/38/41/66/71<TX/RX> 5G NR: n2/n5/n7/n12/n13/n14/n25/n26/n66 /n38/n41/n71/n77/n78<TX/RX>
Antenna 2	LTE: B2 /25/66<TX/RX> 5G NR: n2 /n66/n70/n41/n77/n78<TX/RX>
Antenna 3	WLAN 2.4GHz <TX/RX> WLAN 5/6GHz <TX/RX> Bluetooth <TX/RX>
Antenna 4	WLAN 2.4GHz <TX/RX> WLAN 5/6GHz <TX/RX> Bluetooth <TX/RX>
Antenna 6	UWB: CH5/CH9<TX/RX>
Antenna 8	LTE: B48<TX/RX> 5G NR: n41/n48/n77/n78<TX/RX> LoRa<TX/RX>
Antenna 9	LTE: B30<TX/RX> 5G NR: n30/n41/n77/n78<TX/RX>
NFC Antenna	NFC<TX/RX>

Note: LTE Band 2/25/66 at ant 2 was limited to EN-DC combination only.

Distance of the Antenna to the EUT surface/edge						
Antennas	Back	Front	Top Side	Bottom Side	Right Side	Left Side
Antenna 1	≤ 25mm	≤ 25mm	>25mm	≤ 25mm	≤ 25mm	≤ 25mm
Antenna 2	≤ 25mm	≤ 25mm	≤ 25mm	>25mm	≤ 25mm	≤ 25mm
Antenna 3	≤ 25mm	≤ 25mm	>25mm	≤ 25mm	≤ 25mm	>25mm
Antenna 4	≤ 25mm	≤ 25mm	≤ 25mm	>25mm	≤ 25mm	>25mm
Antenna 8	≤ 25mm	≤ 25mm	>25mm	≤ 25mm	>25mm	≤ 25mm
Antenna 9	≤ 25mm	≤ 25mm	≤ 25mm	>25mm	>25mm	≤ 25mm
NFC Antenna	≤ 25mm	≤ 25mm	>25mm	>25mm	≤ 25mm	≤ 25mm

Positions for SAR tests; Hotspot mode						
Antennas	Back	Front	Top Side	Bottom Side	Right Side	Left Side
Antenna 1	Yes	Yes	No	Yes	Yes	Yes
Antenna 2	Yes	Yes	Yes	No	Yes	Yes
Antenna 3	Yes	Yes	No	Yes	Yes	No
Antenna 4	Yes	Yes	Yes	No	Yes	No
Antenna 8	Yes	Yes	No	Yes	No	Yes
Antenna 9	Yes	Yes	Yes	No	No	Yes
NFC Antenna	Yes	Yes	No	No	Yes	Yes

Note: Referring to KDB 941225 D06 v02r01, when the overall device length and width are ≥ 9cm*5cm, the test distance is 10 mm. SAR must be measured for all sides and surfaces with a transmitting antenna located within 25mm from that surface or edge.