Karaoke speakers **manual**

Technical Specifications:

Wireless standard: 5. 0
Transmission distance: 10 meters
Output power: 5W
Playing time: 4-6 hours
Frequency effect: 80Hz-15Khz
Frequency effect: 52mm 4Ω 5W

Input power: 5V==1A
Maximum current consumption: 1A
Battery type: 18650 lithium ion battery
Audio signal input interface:standard Φ3. 5mm headphone jack

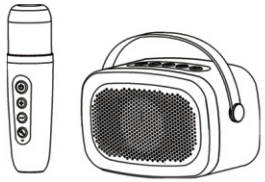

Features:

1.Wireless connection
2.Memory function,breakpoint resuming
3.Support U disk/Tf card/AUX playback mode
4.Built-in lithium ion battery
5.Using high-fidelity speakers,the sound is more natural and delicate

Button instruction: SOUND BOX Press function

1.Power Supply
2.Long press: Power on/power off
Short press:label with sound/label without sound
2. Press+
Short press: increase the volume of the label
Long press: increase reverberation
3.Press the button-
Short press:reduce the label volume
Long press: to reduce reverberation

4.Lighting
Long press: Turn the light on/off.
Short press:switch to LED magic light mode
5. Press M
Long press: Single loop/sequence play
Short press: Mode switch

MICROPHONE Press function

1.Power Supply
2.Long press: Power on/power off
Short press:label with sound/label without sound
2. Press+
Short press: increase the volume of the label
Long press: increase reverberation

3.Press the button-
Short press:reduce the label volume
Long press: to reduce reverberation
4.Keep healthy
Long press: eliminates the original sound
Short press:magic sound

11.Type-C jack

1.The charging cable interface,when plugged into the Type-C charging cable,the default is to charge the device
2. When using the radio function,insert the charging cable as the radio antenna,and the radio function can be used normally

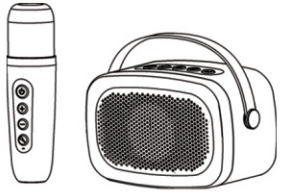

Directions for use:

1.Wireless pairing
1.1 Before using wireless pairing, first turn on the audio power, it is already the default wireless model.
1.2 Turn on the wireless device,search for TT-031 connect and pair. connect After success,start playing music experience.
2. Suitable for various mobile phone accessories wireless technology,wireless adapter,wireless player.
3. Voice prompt
3. 1. There is a voice prompt when turning on/off;
3. 2. When the volume is increased to the maximum volume,there will be a voice prompt. and the minimum volume will not have a voice prompt.
3. 3 Shut down after detecting
3. 4V low power prompt 3 times;
4. Mode switching

5. Play indicator
Wireless search status: blue light flashes quickly,about 0. 5seconds/time;
Wireless pairing status: blue light is always on
Playing status:the blue light flashes slowly about 1second/time;
6.Charging indicator
Red light on when charging,red light off when fully charged.
7. Volume
Turn on the default speaker volume at 70%.
8. Charging and using:This machine has a built-in overcharge protection circuit which can be connected to a computer or charger for along time,about four hours Charging is complete.The play time of each battery will vary depending on the volume used rather different.
9. If there is no working state, it will automatically

Troubleshooting:

1.Automatic shutdown: When the battery power is low,the battery protection will be turned on automatically,please charge it for 4 hours before use.
2.Unable to play music: The music file storage path cannot be recognized by the player. Please store the music file in the root directory of the removable device.
3. There is no sound when connected to the computer:the computer interface is connected incorrectly,please select the correct audio output port.
4.There is no response to the keys or the function is disordered:try again after shutting down.
5. When the machine is abnormal,press and hold the power button for 8 seconds to automatically reset.

K歌音箱中文说明书

技术规格：

无线标准：**5. 0**
传输距离：**10**米　输出功率：**5W**
播放时间：**4-6**小时
频率效应：**80Hz-15Khz** 扬声器：**52mm 4Ω,5W**
输入电源：*5V ⎓1A*
最大电流消耗：**1A**　电池类型：**18650**锂离子电池

音频信号输入接口：标准**Φ3. 5mm**耳机插孔

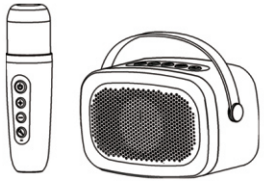

特点：

1.无线连接
2.记忆功能，断点续播
3.支持U盘／TF卡／AUX播放模式
4.内置锂离子电池
5.使用高保真的扬声器，发出声音更自然和细腻

按键说明：音箱按健功能

1.按键＋
长按：下一曲
短按：喇叭音量加
2.按键－
长按：上一曲
短按：喇叭音量减
3.电源
长按：开关机 短按：播放／暂停
长按：8S,复位（解决死机功能）

4.灯光
长按： 开灯／关灯
短按： LED幻彩灯模式转换
5.按键M
长按 （U盘和TF卡状态下）： 单曲循环／顺序播放
短按： 模式转换

麦克风按健功能

1.电源
长按：开机／关机　短按：唛有音／唛无音
2.按键＋
短按：增加唛音量 ，长按：增加混响
3.按键－
短按：减少唛音量，长按：减少混响
4.唛健
长按：消原音　短按：魔音

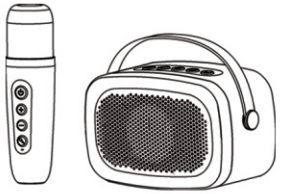

使用说明： 无线配对

1.1.使用无线配对前，首先打开音频电源，它已经是默认的无线模式。
1.2.打开无线设备，搜索TT-031连接配对，连接成功后，开始播放音乐体验。
2.适用于各种手机配件无线技术，无线适配器，无线播放器。
3.语音提示
3．1.开／关机有语音提示音；
3．2.音量加到最大音量有语音提示，最小音量无语音提示。
3．3检测到3．4V低电提示3次后关机：
4.模式切换
4．1.开机默认进入无线模式，模式切换顺序：无线模式－TF卡模式－U盘模式－AUX模式。
4．2.模式：后插优先。

5.播放指示灯
无线搜索状态：蓝灯快闪，约0．5秒／次；无线配对状态：蓝灯常亮播放状态：蓝灯灯慢闪约1秒／次：
6.充电指示灯
充电时红灯亮 充满电 红灯灭
7.音量
开机默认音箱70%音量。
8.充电使用：
本机内置过充保护电路，可长时间连接电脑或充电器，约四小时即可完成充电。每个电池的播放时间会因使用不同大小的音量而有所不同。
9.无工作状态，15分钟后自动关机。

故障排除：

1.自动关机：电池电量不足时会自动开启电池保护，请充电4小时后使用。
2.无法播放音乐：音乐文件存储路径不能被播放器识别，音乐文件请存储在可移动设备的根目录下。
3.连接电脑无声：电脑界面连接错误，请选择正确的音频输出端口。
4.按键无反应或功能错乱：关机后重试。
5.当机器出现异常情况时，长按开机键8秒自动复位。

FCC Statement

Note: This equipment has been tested and found to comply with the limits for a Class B digital device, pursuant to part 15 of the FCC Rules. These limits are designed to provide reasonable protection against harmful interference in a residential installation. This equipment generates, uses and can radiate radio frequency energy and, if not installed and used in accordance with the instructions, may cause harmful interference to radio communications. However, there is no guarantee that interference will not occur in a particular installation. If this equipment does cause harmful interference to radio or television reception, which can be determined by turning the equipment off and on, the user is encouraged to try to correct the interference by one or more of the following measures:

—Reorient or relocate the receiving antenna.

—Increase the separation between the equipment and receiver.

—Connect the equipment into an outlet on a circuit different from that to which the receiver is connected.

—Consult the dealer or an experienced radio/TV technician for help.

This device complies with part 15 of the FCC Rules. Operation is subject to the following two conditions:(1) This device may not cause harmful interference, and (2) this device must accept any interference received, including interference that may cause undesired operation.

Any changes or modifications not expressly approved by the party responsible for compliance could void the user's authority to operate the equipment.

The device has evaluated to meet general RF exposure requirement. The device can be used be in portable exposure without restriction.