3DH5_Ant1_Low_Hop

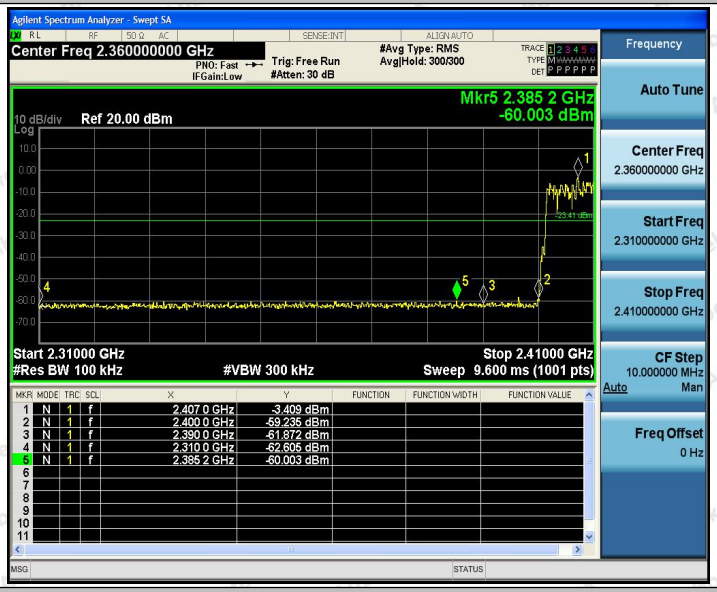

3DH5_Ant1_High_Hop

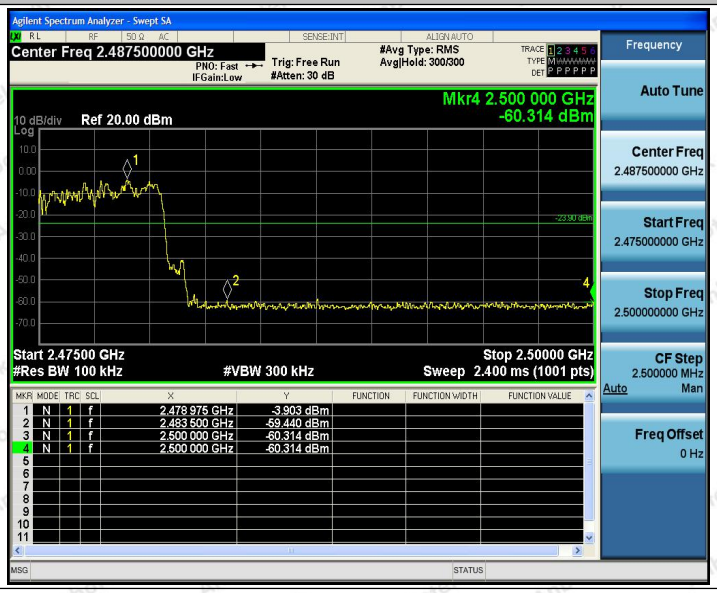

Appendix H: Conducted Spurious Emission

Test Result

TestMode	Antenna	Channel	FreqRange [MHz]	RefLevel [dBm]	Result [dBm]	Limit [dBm]	Verdict
DH5	Ant1	2402	Reference	-0.38	-0.38	---	PASS
			30~1000	-0.38	-68.02	≤-20.38	PASS
			1000~26500	-0.38	-43.68	≤-20.38	PASS
		2441	Reference	-1.86	-1.86	---	PASS
			30~1000	-1.86	-68.71	≤-21.86	PASS
			1000~26500	-1.86	-45.35	≤-21.86	PASS
		2480	Reference	-0.33	-0.33	---	PASS
			30~1000	-0.33	-69.43	≤-20.33	PASS
			1000~26500	-0.33	-49.79	≤-20.33	PASS
2DH5	Ant1	2402	Reference	-1.63	-1.63	---	PASS
			30~1000	-1.63	-67.24	≤-21.63	PASS
			1000~26500	-1.63	-47.92	≤-21.63	PASS
		2441	Reference	-2.68	-2.68	---	PASS
			30~1000	-2.68	-69.03	≤-22.68	PASS
			1000~26500	-2.68	-49.95	≤-22.68	PASS
		2480	Reference	-1.43	-1.43	---	PASS
			30~1000	-1.43	-69.8	≤-21.43	PASS
			1000~26500	-1.43	-55.37	≤-21.43	PASS
3DH5	Ant1	2402	Reference	-2.17	-2.17	---	PASS
			30~1000	-2.17	-69.89	≤-22.17	PASS
			1000~26500	-2.17	-47.8	≤-22.17	PASS
		2441	Reference	-2.89	-2.89	---	PASS
			30~1000	-2.89	-70.16	≤-22.89	PASS
			1000~26500	-2.89	-47.81	≤-22.89	PASS
		2480	Reference	-1.59	-1.59	---	PASS
			30~1000	-1.59	-69.52	≤-21.59	PASS
			1000~26500	-1.59	-52.73	≤-21.59	PASS

Test Graphs

DH5_Ant1_2402_0~Reference

DH5_Ant1_2402_30~1000

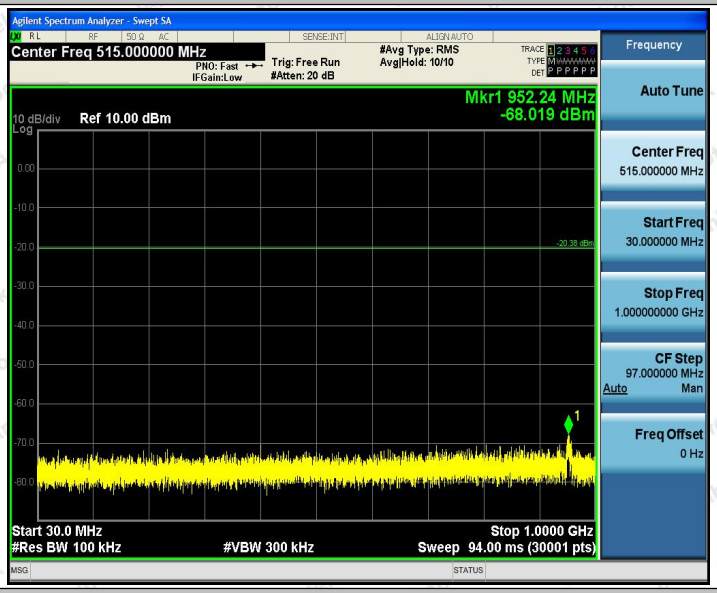

DH5_Ant1_2402_1000~26500

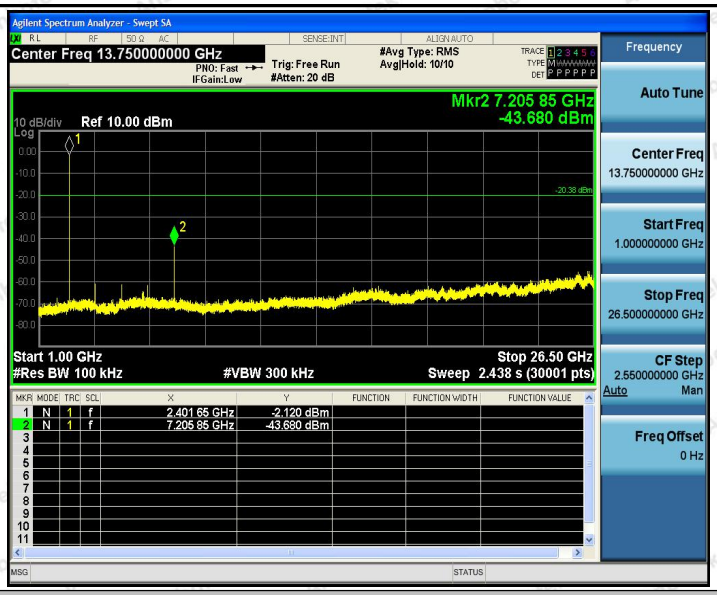

DH5_Ant1_2441_0~Reference

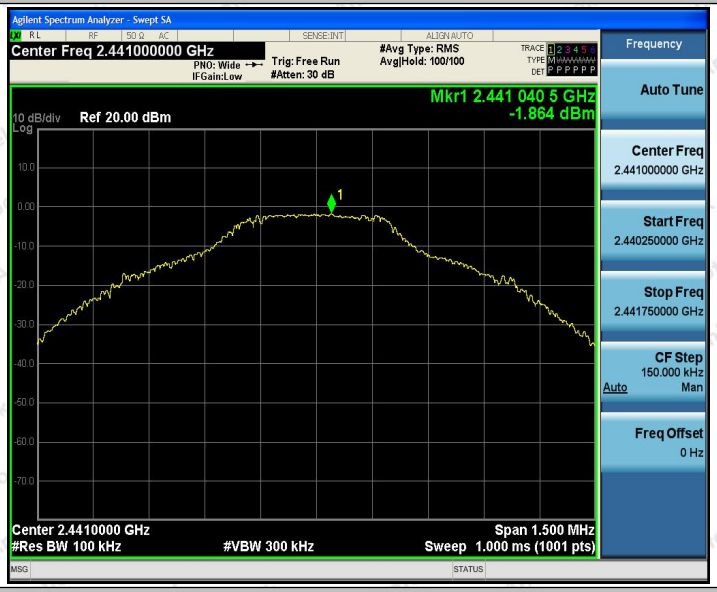

DH5_Ant1_2441_30~1000

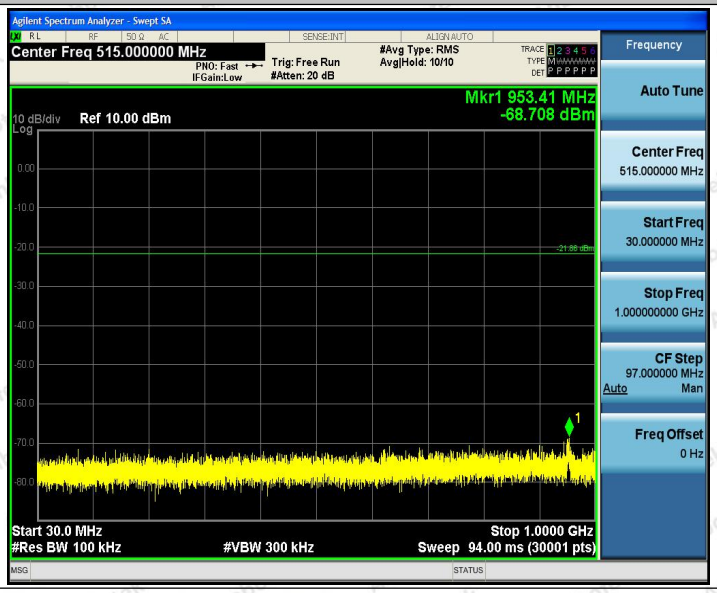

DH5_Ant1_2441_1000~26500

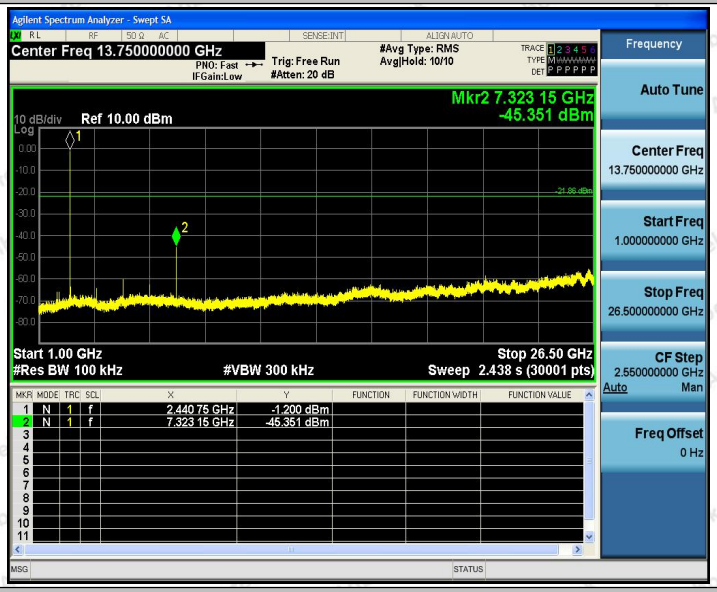

DH5_Ant1_2480_0~Reference

DH5_Ant1_2480_30~1000

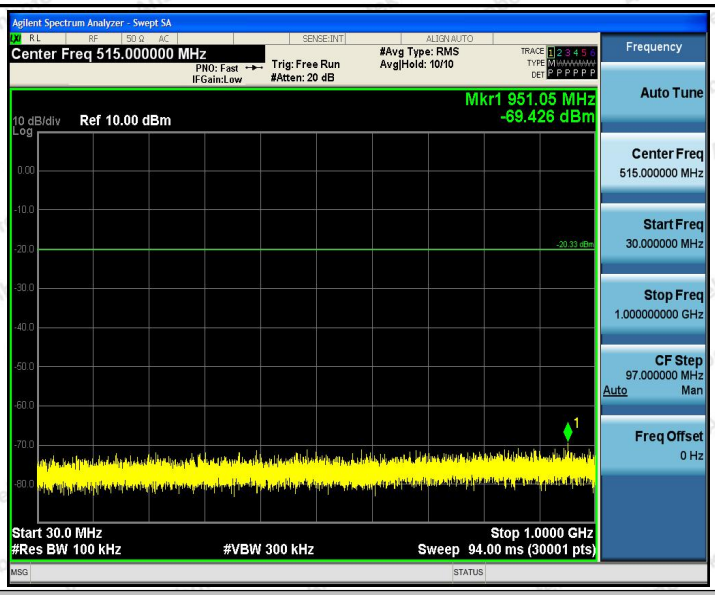

DH5_Ant1_2480_1000~26500

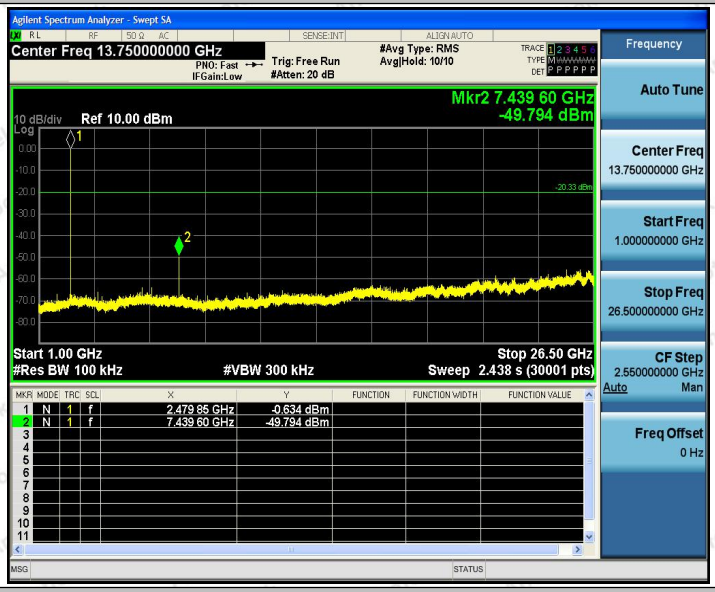

2DH5_Ant1_2402_0~Reference

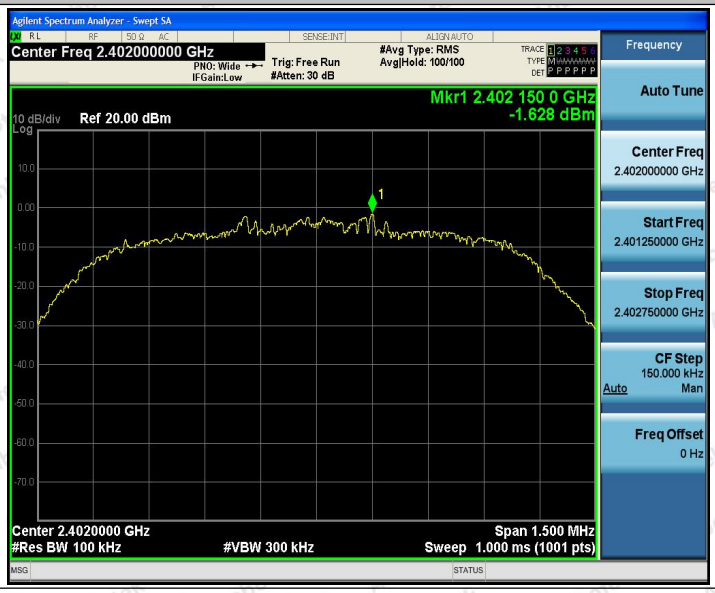

2DH5_Ant1_2402_30~1000

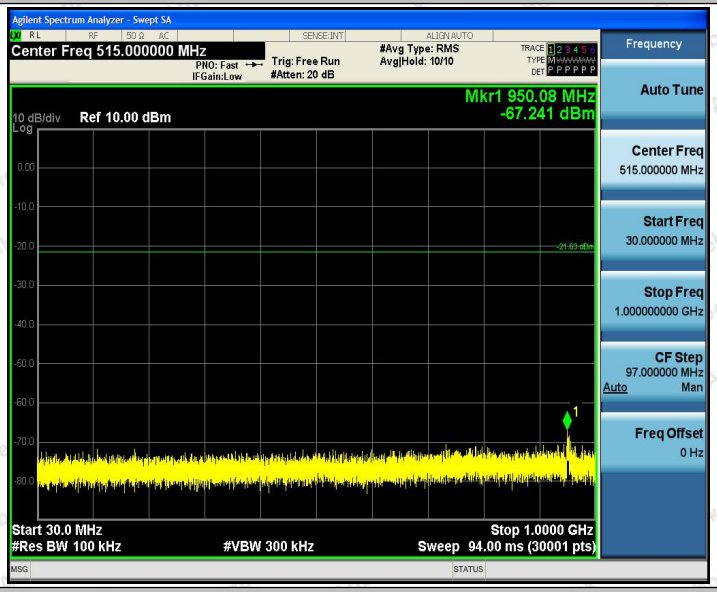

2DH5_Ant1_2402_1000~26500

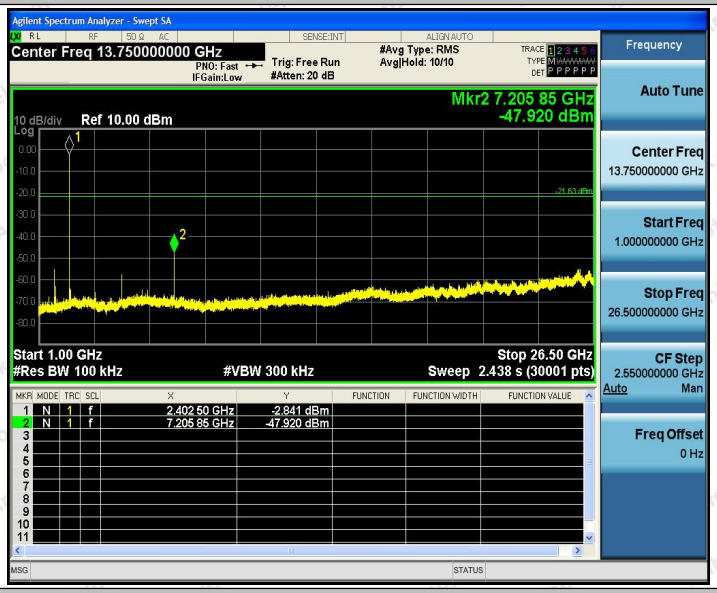

2DH5_Ant1_2441_0~Reference

2DH5_Ant1_2441_30~1000

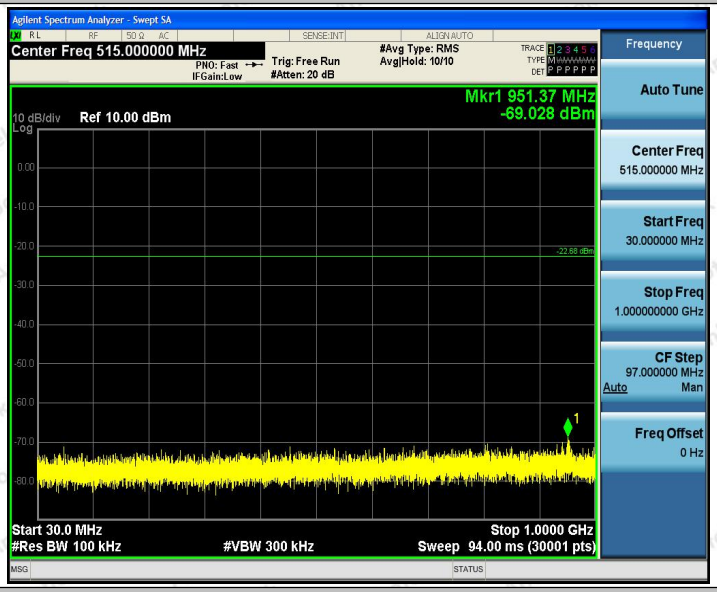

2DH5_Ant1_2441_1000~26500

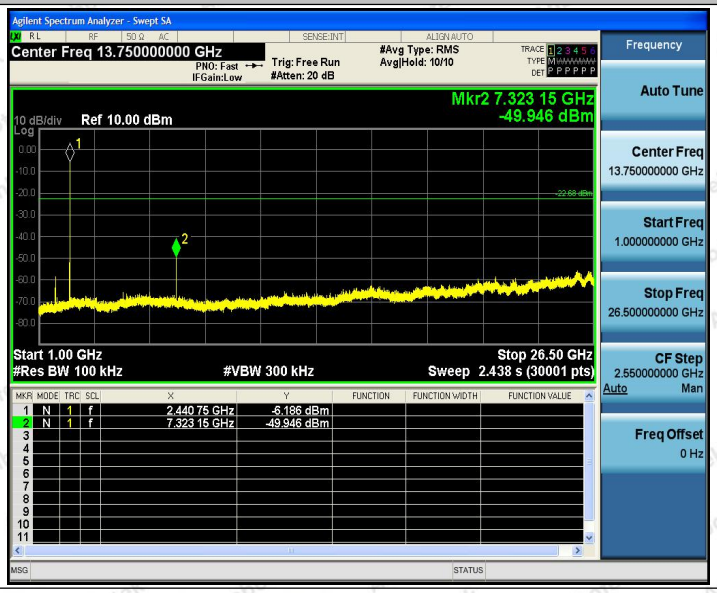

2DH5_Ant1_2480_0~Reference

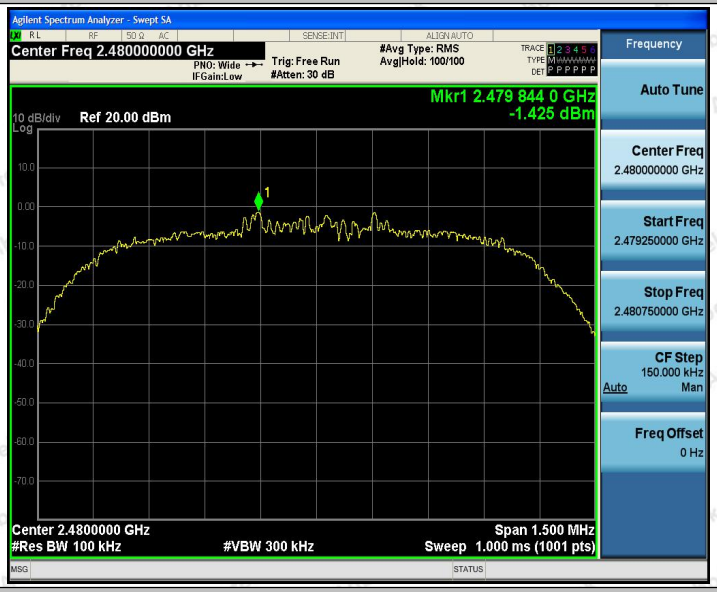

2DH5_Ant1_2480_30~1000

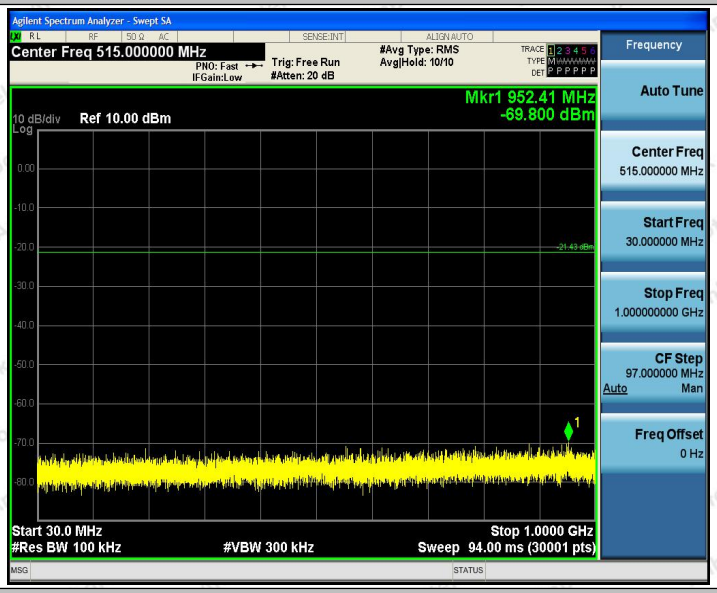

2DH5_Ant1_2480_1000~26500

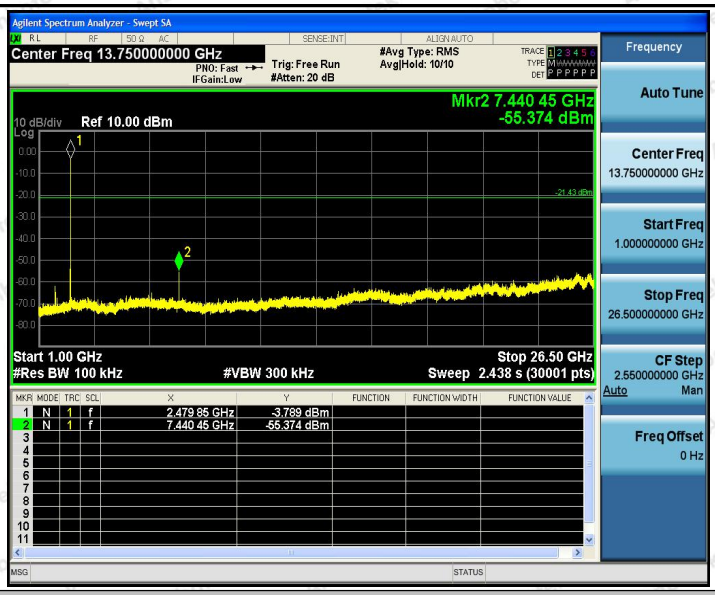

3DH5_Ant1_2402_0~Reference

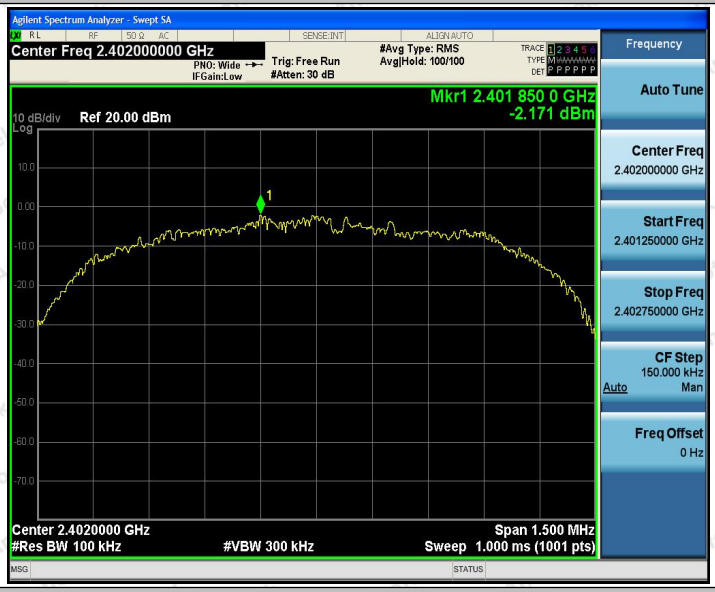

3DH5_Ant1_2402_30~1000

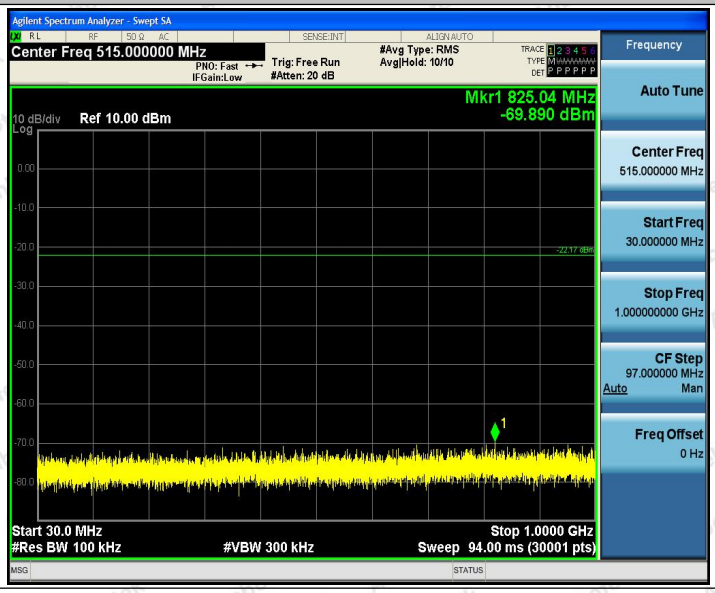

3DH5_Ant1_2402_1000~26500

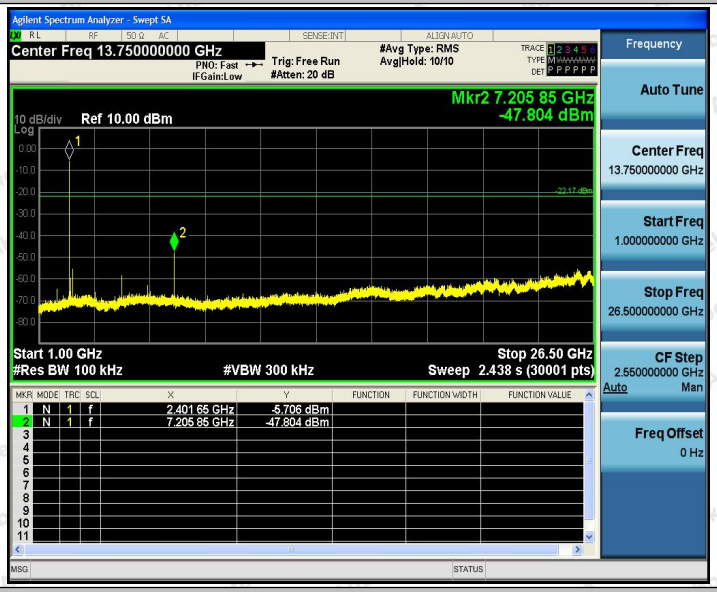

3DH5_Ant1_2441_0~Reference

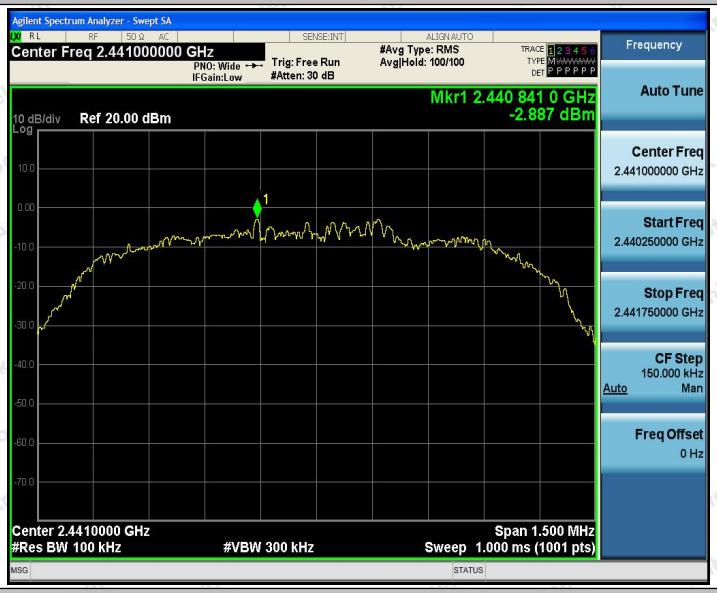

3DH5_Ant1_2441_30~1000

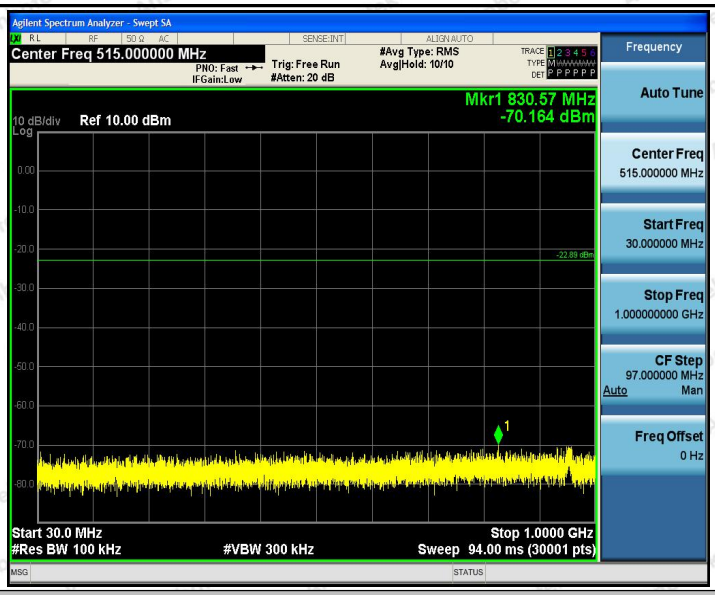

3DH5_Ant1_2441_1000~26500

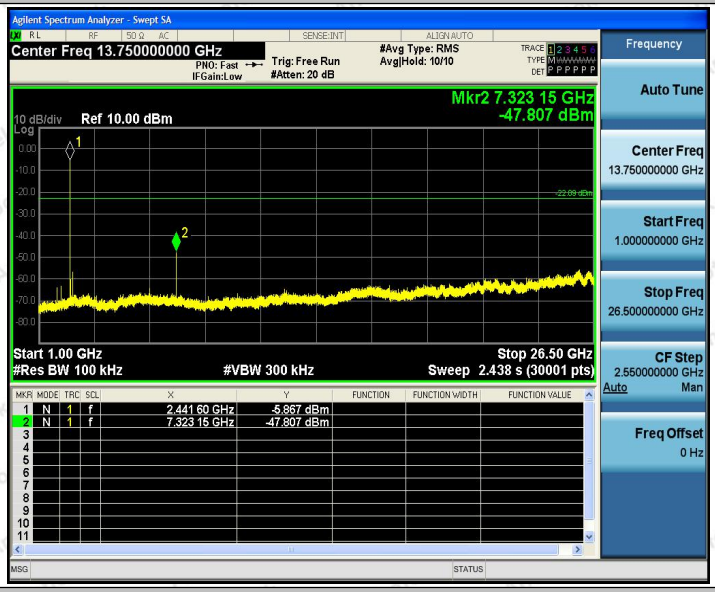

3DH5_Ant1_2480_0~Reference

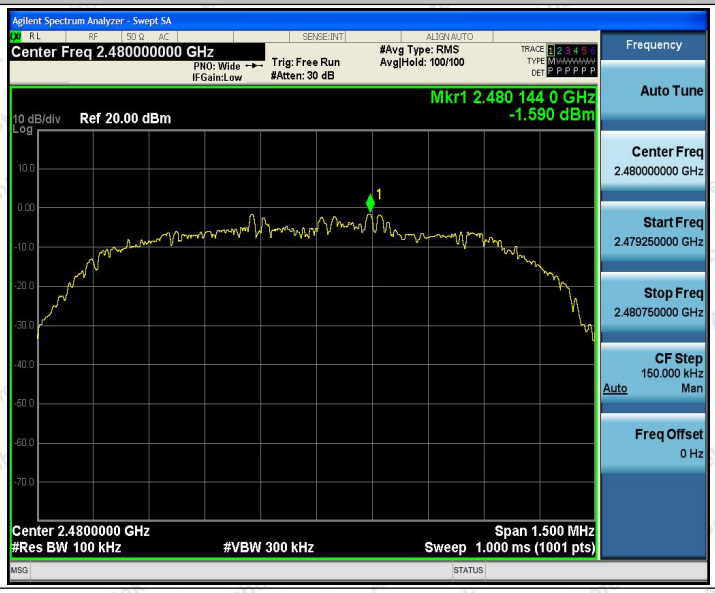

3DH5_Ant1_2480_30~1000

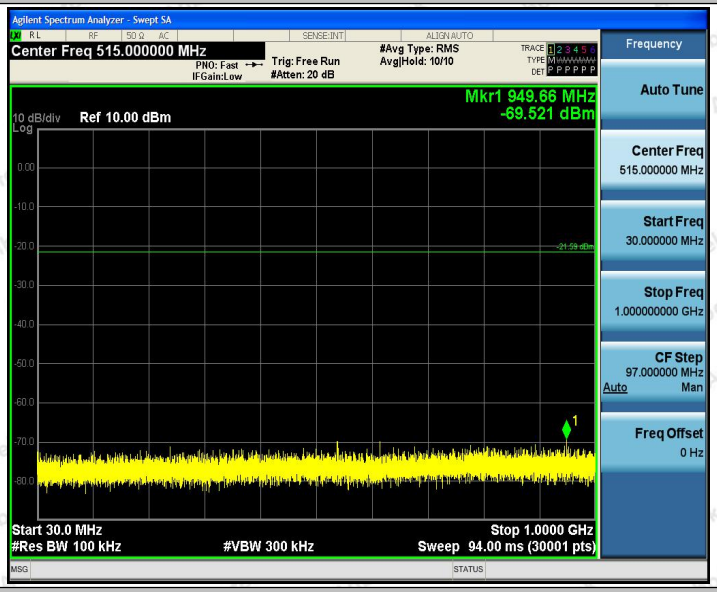

3DH5_Ant1_2480_1000~26500

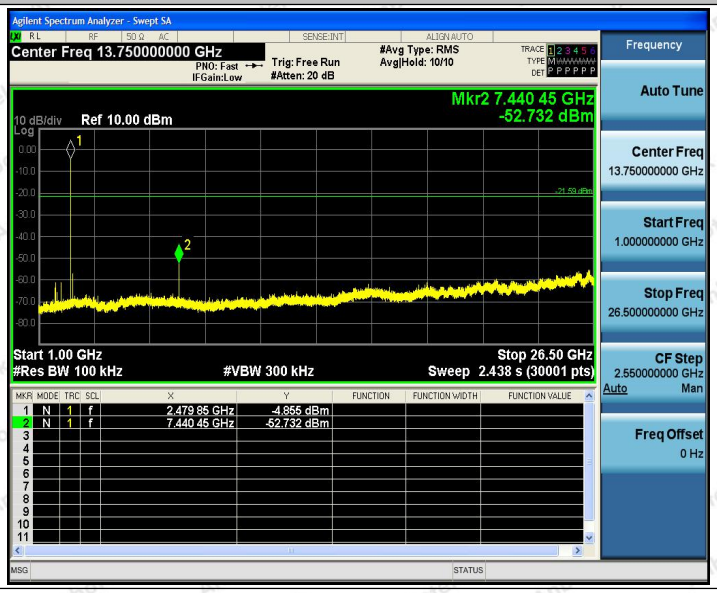

Appendix I: Duty Cycle

Test Result

TestMode	Antenna	Channel	ON Time [ms]	Period [ms]	X	DC [%]	xFactor	Limit	Verdict
DH5	Ant1	2402	2.88	3.75	0.7680	76.80	1.15	---	PASS
2DH5	Ant1	2402	2.88	3.74	0.7701	77.01	1.13	---	PASS
3DH5	Ant1	2402	2.89	3.75	0.7707	77.07	1.13	---	PASS

Test Graphs

DH5_Ant1_2402

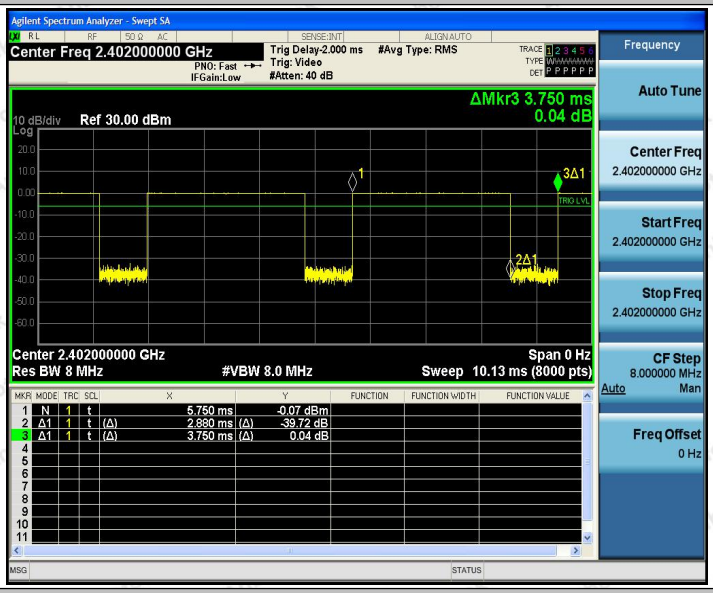

2DH5_Ant1_2402

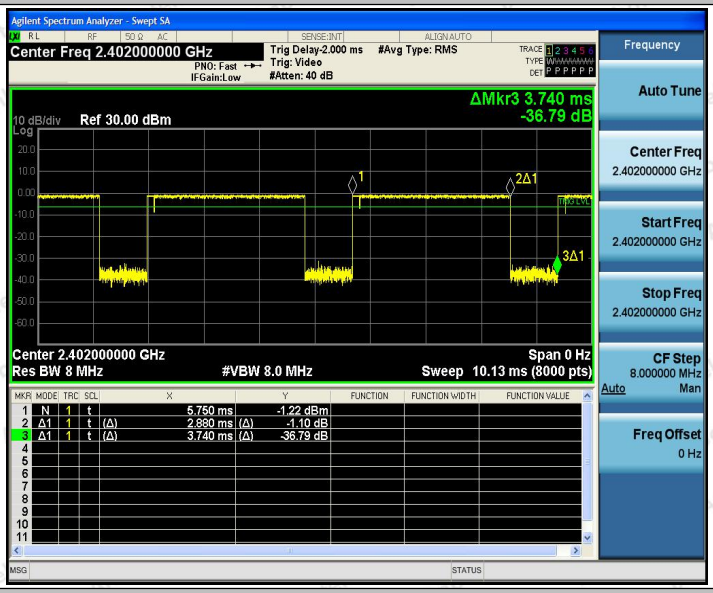

3DH5_Ant1_2402

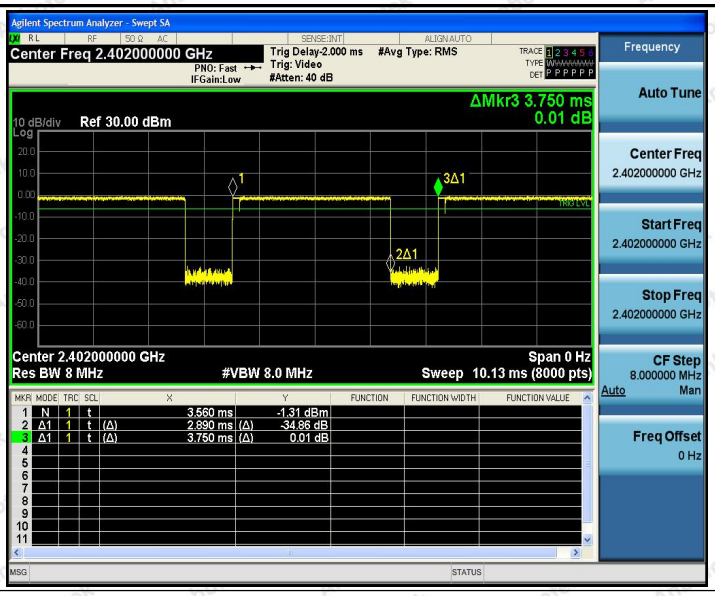
Agilent Spectrum Analyzer - Swept SA
Center Freq 2.402000000 GHz
PNO: Fast
IFGain:Low
Trig Delay-2.000 ms
Trig: Video
#Atten: 40 dB
#Avg Type: RMS
ΔMkr3 3.750 ms
0.01 dB
10 dB/div
Ref 30.00 dBm
Center 2.402000000 GHz
Res BW 8 MHz
#VBW 8.0 MHz
Span 0 Hz
Sweep 10.13 ms (8000 pts)
1 N 1 t 3.560 ms -1.31 dBm
2 Δ1 1 t (Δ) 2.890 ms (Δ) -34.86 dB
3 Δ1 1 t (Δ) 3.750 ms (Δ) 0.01 dB
Frequency
Auto Tune
Center Freq
2.402000000 GHz
Start Freq
2.402000000 GHz
Stop Freq
2.402000000 GHz
CF Step
8.000000 MHz
Auto Man
Freq Offset
0 Hz

---End---