<Photographs of EUT>

1.1. Antenna Location

EUT Rear Face

EUT Left Side



EUT Right Side

EUT Front Face
<EUT Top View>

Antennas on the structure sketch:



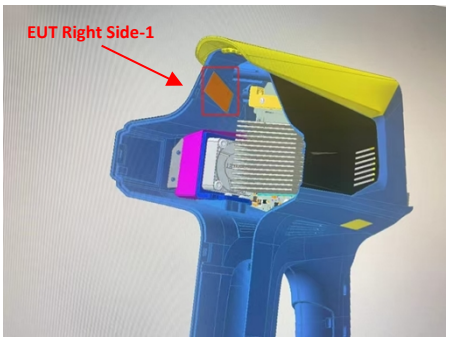

The separation distance for antenna to edge:

Antenna	To Front Face (mm)	To Rear Face (mm)	To Left Side (mm)	To Left Side-1* (mm)	To Right Side (mm)	To Right Side-1** (mm)	To Top Side (mm)	To Bottom Side (mm)
Ant-1	24	52	20	<5	115	115	<5	235
Ant-2	24	52	115	115	20	<5	<5	235

*Left side-1: The left side-1 is the rear area of the left side, in which the antenna 1 locating, refer to the details on the structure sketch above. To find the most conservative SAR, we performed the additional SAR test on this side with 0mm.

**Right side-1: The right side-1 is the rear area of the right side, in which the antenna 2 locating, refer to the details on the structure sketch above. To find the most conservative SAR, we performed the additional SAR test on this side with 0mm

<Photographs of SAR Setup>



Front Face of EUT with 0 cm Gap



Left Side of EUT with 0 cm Gap



Left Side-1 of EUT with 0 cm Gap



Right Side of EUT with 0 cm Gap

Right Side-1 of EUT with 0 cm Gap



Top Side of EUT with 0 cm Gap