Human Exposure Report

Application No.:	SHEM1908016200CR
FCC ID:	2AMIN-WPB100
Applicant:	ZIMI CORPORATION
Address of Applicant:	Room A913, No.159 Chengjiang Road, Jiangyin City, Jiangsu Province, 214431, P.R.C
Manufacturer:	ZIMI CORPORATION
Address of Manufacturer:	Room A913, No.159 Chengjiang Road, Jiangyin City, Jiangsu Province, 214431, P.R.C
Factory:	1, Dongguan DBK Energy Technology Co.,Ltd. 2, Tianjin Zowee Technology Development Co., Limited 3, Kunshan Xuanchuang Electronic Co., Ltd.
Address of Factory:	1, No.51 Zhangshen Middle Road,Xuzhen Community,Zhangmutou Town,Dongguan,Guangdong,P.R.China. 2, No.71 South Street Xinhuan.West Zone.Economic Development Zone of Tianjin,Tianjin,China. 3, No.218 Changxing Ease Road, Zhoushi Town, KunShan City, Jiangsu Province, 215300, P.R.C.
Equipment Under Test (EUT):	
EUT Name:	Wireless Charge Power Bank
Model No.:	WPB100
Standards:	47 CFR PART 1, Subpart I, Section 1.1310 KDB 680106
Date of Receipt:	2019-08-14
Date of Test:	2019-09-17 to 2019-09-22
Date of Issue:	2019-09-25
Test Result :	**Pass***

* In the configuration tested, the EUT complied with the standards specified above.

Parlam Zhan
E&E Section Manager

The manufacturer should ensure that all products in series production are in conformity with the product sample detailed in this report. If the product in this report is used in any configuration other than that detailed in the report, the manufacturer must ensure the new system complies with all relevant standards. Any mention of SGS International Electrical Approvals or testing done by SGS International Electrical Approvals in connection with, distribution or use of the product described in this report must be approved by SGS International Electrical Approvals in writing.

Unless otherwise agreed in writing, this document is issued by the Company subject to its General Conditions of Service printed overleaf, available on request or accessible at http://www.sgs.com/en/Terms-and-Conditions.aspx and, for electronic format documents, subject to Terms and Conditions for Electronic Documents at http://www.sgs.com/en/Terms-and-Conditions/Terms-e-Document.aspx. Attention is drawn to the limitation of liability, indemnification and jurisdiction issues defined therein. Any holder of this document is advised that information contained hereon reflects the Company's findings at the time of its intervention only and within the limits of Client's instructions, if any. The Company's sole responsibility is to its Client and this document does not exonerate parties to a transaction from exercising all their rights and obligations under the transaction documents. This document cannot be reproduced except in full, without prior written approval of the Company. Any unauthorized alteration, forgery or falsification of the content or appearance of this document is unlawful and offenders may be prosecuted to the fullest extent of the law. Unless otherwise stated the results shown in this test report refer only to the sample(s) tested and such sample(s) are retained for 30 days only.
Attention: To check the authenticity of testing /inspection report & certificate, please contact us at telephone: (86-755) 8307 1443, or email: CN.Doccheck@sgs.com

NO.588 West Jindu Road,Songjiang District,Shanghai,China 201612 t(86-21)61915666 f(86-21)61915678 www.sgsgroup.com.cn
中国・上海・松江区金都西路588号 邮编: 201612 t(86-21)61915666 f(86-21)61915678 e sgs.china@sgs.com

Revision Record			
Version	**Description**	**Date**	**Remark**
00	Original	2019-09-25	/

Authorized for issue by:				
		Bill Wu **Bill Wu / Project Engineer**		
		Parlam zhan **Parlam /Reviewer**		

2 Contents

Page

1 COVER PAGE 1

2 CONTENTS 3

3 GENERAL INFORMATION 4

3.1 DETAILS OF E.U.T. 4
3.2 DESCRIPTION OF SUPPORT UNITS 4
3.3 TEST LOCATION 4
3.4 TEST FACILITY 5
3.5 DEVIATION FROM STANDARDS 5
3.6 ABNORMALITIES FROM STANDARD CONDITIONS 5

4 EQUIPMENTS USED DURING TEST 6

5 TEST RESULTS 7

5.1 RF EXPOSURE TEST 7
E.U.T. Operation 7
Operating Environment: 7
EUT Operation: 7
Measurement Data: 8

6 PHOTOGRAPHS 14

6.1 TEST PHOTOS 14

3 General Information

3.1 Details of E.U.T.

Power supply: DC 3.7V 10000mAh rechargeable battery
Input: DC 5V 3A; 9V 2A; 12V 1.5A by USB-C
DC 5V 2.4A by Lightning
Output:DC 5V 3A; 9V 2A; 12V 1.5A by USB-C only
DC 5V 2.1A by USB-A only
DC 5V 3A by USB-A & USB-C
Wireless & cable charging simultaneously output:
Wireless: 5W
USB-A only: 5V 2.1A
USB-C only: 5V 2.5A
USB-A & USB-C: 5V 2.1A (USB-A); 5V 1A (USB-C)
Wireless charging only: 5W/7.5W/10W

Cable: Lightning cable 40cm

Operation frequency: 110-205 kHz

Antenna type: Inductive Loop Coil Antenna

Remark: Tests were conducted in three loads and the worst case is reported only.

3.2 Description of Support Units

The EUT has been tested with associated equipment below.

Description	Manufacturer	Model No.	Serial No.
Load Resistor	provided by client	N/A	N/A
Mobile Phone	Samaung	Galaxy S8	N/A
Mobile Phone	Apple	IPhone X	N/A
Mobile Phone	HUAWEI	Mate 20	N/A

3.3 Test Location

All tests were performed at:
SGS-CSTC Standards Technical Services Co., Ltd. Shanghai Branch
588 West Jindu Road, Xinqiao, Songjiang, 201612 Shanghai, China
Tel: +86 21 6191 5666 Fax: +86 21 6191 5678
No tests were sub-contracted.

3.4 Test Facility

The test facility is recognized, certified, or accredited by the following organizations:

- **CNAS (No. CNAS L0599)**

CNAS has accredited SGS-CSTC Standards Technical Services (Shanghai) Co., Ltd. to ISO/IEC 17025:2005 General Requirements for the Competence of Testing and Calibration Laboratories (CNAS-CL01 Accreditation Criteria for the Competence of Testing and Calibration Laboratories) for the competence in the field of testing.

- **NVLAP (Certificate No. 201034-0)**

SGS-CSTC Standards Technical Services (Shanghai) Co., Ltd. is accredited by the National Voluntary Laboratory Accreditation Program(NVLAP). Certificate No. 201034-0.

- **FCC –Designation Number: CN5033**

SGS-CSTC Standards Technical Services (Shanghai) Co., Ltd. has been recognized as an accredited testing laboratory.

Designation Number: CN5033. Test Firm Registration Number: 479755.

- **Innovation, Science and Economic Development Canada**

SGS-CSTC Standards Technical Services (Shanghai) Co., Ltd. EMC Laboratory has been recognized by ISED as an accredited testing laboratory.

IC Registration No.: 8617A-1. CAB identifier: CN0020.

- **VCCI (Member No.: 3061)**

The 3m Semi-anechoic chamber and Shielded Room of SGS-CSTC Standards Technical Services (Shanghai) Co., Ltd. has been registered in accordance with the Regulations for Voluntary Control Measures with Registration No.: R-13868, C-14336, T-12221, G-10830 respectively.

3.5 Deviation from Standards

None.

3.6 Abnormalities from Standard Conditions

None.

4 Equipments Used during Test

Item	Test Equipment	Manufacturer	Model No.	Inventory No.	Cal Date (yyyy-mm-dd)	Cal. Due date (yyyy-mm-dd)
1	3m Semi-Anechoic Chamber	ST	N/A	SHEM078-2	2017-07-20	2020-07-21
2	Electromagnetic Field Probe	WANDEL & GOLTERMANN	EMR-20	SHEM0907	2019-04-10	2020-04-11

5 Test Results

5.1 RF Exposure test

Test Requirement: 47 CFR PART 1, Subpart I, Section 1.1310
Tracking number: 467146

Measurement Distance: 15 cm for surrounding the device and 20 cm for above the top surface.

Test voltage DC 3.7V (Wireless Output：5W/7.5W/10W)

Limit:

Frequency range (MHz)	Electric field strength (V/m)	Magnetic field strength (A/m)	Power density (mW/cm^2)	Averaging time (minutes)
(A) Limits for Occupational/Controlled Exposures				
0.3-3.0	614	1.63	*(100)	6
3.0-30	1842/f	4.89/f	*(900/f^2)	6
30-300	61.4	0.163	1.0	6
300-1500	/	/	f/300	6
1500-100,000	/	/	5	6
(B) Limits for General Population/Uncontrolled Exposure				
0.3-1.34	614	1.63	*(100)	30
1.34-30	824/f	2.19/f	*(180/f^2)	30
30-300	27.5	0.073	0.2	30
300-1500	/	/	f/1500	30
1500-100,000	/	/	1.0	30

F=frequency in MHz
*=Plane-wave equivalent power density
RF exposure compliance will need to be determined with respect to 1.1307(c) and (d) of the FCC rules. The emissions should be within the limits at 300kHz in Table 1 of 1.1310(use the 300kHz limits for 150kHz:614V/m,1.63A/m).

E.U.T. Operation

Operating Environment:

Temperature: 24.0 °C Humidity: 52 % RH Atmospheric Pressure: 1015 mbar

EUT Operation:

This device has been tested the worst status(AC input) of full load and the device has been tested with mobile phone at zero charge, intermediate charge, and full charge.

Measurement Data:

1: When use three type load to test, the worst case is Output Voltage=DC 10V; The max output power =10W;Calculation of resistor value=9Ω (DC 9V/1.1A)

Electric Field Emissions

Test Position	Operating Frequency	Test Distance (cm)	Probe Measure Result (V/m)	Limit (V/m)	50% Limit (V/m)
Side 1	132KHz	15	9.96	614	307
Side 2	132KHz	15	9.71	614	307
Side 3	132KHz	15	9.93	614	307
Side 4	132KHz	15	9.79	614	307
Top	132KHz	20	8.95	614	307
Bottom	132KHz	15	9.24	614	307

Magnetic Field Emissions

Test Position	Operating Frequency	Test Distance (cm)	Probe Measure Result (A/m)	Limit (A/m)	50% Limit (A/m)
Side 1	132KHz	15	0.1356	1.63	0.815
Side 2	132KHz	15	0.1424	1.63	0.815
Side 3	132KHz	15	0.1435	1.63	0.815
Side 4	132KHz	15	0.1412	1.63	0.815
Top	132KHz	20	0.2256	1.63	0.815
Bottom	132KHz	15	0.1428	1.63	0.815

2: When use three type load to test, the worst case is Output Voltage=DC 5V; The max output power =7.5W;Calculation of resistor value=3.3Ω (DC 5V/1.5A)

Electric Field Emissions

Test Position	Operating Frequency	Test Distance (cm)	Probe Measure Result (V/m)	Limit (V/m)	50% Limit (V/m)
Side 1	132KHz	15	9.84	614	307
Side 2	132KHz	15	9.70	614	307
Side 3	132KHz	15	9.78	614	307
Side 4	132KHz	15	9.69	614	307
Top	132KHz	20	8.54	614	307
Bottom	132KHz	15	9.30	614	307

Magnetic Field Emissions

Test Position	Operating Frequency	Test Distance (cm)	Probe Measure Result (A/m)	Limit (A/m)	50% Limit (A/m)
Side 1	132KHz	15	0.1298	1.63	0.815
Side 2	132KHz	15	0.1379	1.63	0.815
Side 3	132KHz	15	0.1406	1.63	0.815
Side 4	132KHz	15	0.1396	1.63	0.815
Top	132KHz	20	0.2248	1.63	0.815
Bottom	132KHz	15	0.1416	1.63	0.815

3: When use three type load to test, the worst case is Output Voltage=DC 5V; The max output power =5W;Calculation of resistor value=5Ω (DC 5V/1A)

Electric Field Emissions

Test Position	Operating Frequency	Test Distance (cm)	Probe Measure Result (V/m)	Limit (V/m)	50% Limit (V/m)
Side 1	128KHz	15	9.62	614	307
Side 2	128KHz	15	9.33	614	307
Side 3	128KHz	15	9.75	614	307
Side 4	128KHz	15	8.86	614	307
Top	128KHz	20	9.42	614	307
Bottom	128KHz	15	9.07	614	307

Magnetic Field Emissions

Test Position	Operating Frequency	Test Distance (cm)	Probe Measure Result (A/m)	Limit (A/m)	50% Limit (A/m)
Side 1	128KHz	15	0.1125	1.63	0.815
Side 2	128KHz	15	0.1344	1.63	0.815
Side 3	128KHz	15	0.1219	1.63	0.815
Side 4	128KHz	15	0.1156	1.63	0.815
Top	128KHz	20	0.2047	1.63	0.815
Bottom	128KHz	15	0.1242	1.63	0.815

4:Mobile phone has been charge at zero charge, intermediate charge, and full charge. The Maximum value has been recorded in the below table.(DC 9V 10W)

Electric Field Emissions

Test Position	Operating Frequency	Test Distance (cm)	Probe Measure Result(V/m)			Limit(V/m)/ 50%Limit(V/m)
			zero charge	intermediate charge	full charge	
Side 1	132KHz	15	7.89	8.02	8.42	614/307
Side 2	132KHz	15	7.58	8.11	8.38	614/307
Side 3	132KHz	15	7.79	8.15	8.35	614/307
Side 4	132KHz	15	7.67	8.06	8.41	614/307
Top	132KHz	20	7.71	8.11	8.24	614/307
Bottom	132KHz	15	7.61	8.23	8.33	614/307

Magnetic Field Emissions

Test Position	Operating Frequency	Test Distance (cm)	Probe Measure Result(A/m)			Limit(A/m)/ 50%Limit(A/m)
			zero charge	intermediate charge	full charge	
Side 1	132KHz	15	0.0826	0.0898	0.0933	1.63/0.815
Side 2	132KHz	15	0.0822	0.0914	0.0941	1.63/0.815
Side 3	132KHz	15	0.0818	0.0921	0.0923	1.63/0.815
Side 4	132KHz	15	0.0812	0.0890	0.0942	1.63/0.815
Top	132KHz	20	0.0871	0.9190	0.1020	1.63/0.815
Bottom	132KHz	15	0.0881	0.9210	0.0938	1.63/0.815

5:Mobile phone has been charge at zero charge, intermediate charge, and full charge. The Maximum value has been recorded in the below table.(DC 5V 7.5W)

Electric Field Emissions

Test Position	Operating Frequency	Test Distance (cm)	Probe Measure Result(V/m)			Limit(V/m)/ 50%Limit(V/m)
			zero charge	intermediate charge	full charge	
Side 1	132KHz	15	7.84	8.12	8.44	614/307
Side 2	132KHz	15	7.56	8.08	8.36	614/307
Side 3	132KHz	15	7.82	8.12	8.40	614/307
Side 4	132KHz	15	7.65	8.09	8.38	614/307
Top	132KHz	20	7.74	8.04	8.28	614/307
Bottom	132KHz	15	7.63	8.25	8.30	614/307

Magnetic Field Emissions

Test Position	Operating Frequency	Test Distance (cm)	Probe Measure Result(A/m)			Limit(A/m)/ 50%Limit(A/m)
			zero charge	intermediate charge	full charge	
Side 1	132KHz	15	0.0822	0.0894	0.0930	1.63/0.815
Side 2	132KHz	15	0.0830	0.0912	0.0938	1.63/0.815
Side 3	132KHz	15	0.0820	0.0924	0.0926	1.63/0.815
Side 4	132KHz	15	0.0810	0.0886	0.0938	1.63/0.815
Top	132KHz	20	0.0866	0.9192	0.1022	1.63/0.815
Bottom	132KHz	15	0.0878	0.9212	0.0934	1.63/0.815

6:Mobile phone has been charge at zero charge, intermediate charge, and full charge. The Maximum value has been recorded in the below table.(DC 5V 5W)

Electric Field Emissions

Test Position	Operating Frequency	Test Distance (cm)	Probe Measure Result(V/m)			Limit(V/m)/ 50%Limit(V/m)
			zero charge	intermediate charge	full charge	
Side 1	128KHz	15	7.83	8.75	8.97	614/307
Side 2	128KHz	15	7.92	8.64	8.99	614/307
Side 3	128KHz	15	8.21	8.39	9.11	614/307
Side 4	128KHz	15	7.78	8.44	9.10	614/307
Top	128KHz	20	8.10	8.47	8.94	614/307
Bottom	128KHz	15	7.78	8.49	8.79	614/307

Magnetic Field Emissions

Test Position	Operating Frequency	Test Distance (cm)	Probe Measure Result(A/m)			Limit(A/m)/ 50%Limit(A/m)
			zero charge	intermediate charge	full charge	
Side 1	128KHz	15	0.0812	0.0871	0.0972	1.63/0.815
Side 2	128KHz	15	0.0802	0.0878	0.0978	1.63/0.815
Side 3	128KHz	15	0.0811	0.0901	0.0924	1.63/0.815
Side 4	128KHz	15	0.0821	0.0877	0.1001	1.63/0.815
Top	128KHz	20	0.0901	0.1972	0.2024	1.63/0.815
Bottom	128KHz	15	0.0814	0.0848	0.0917	1.63/0.815

6 Photographs

6.1 Test photos

Side 1



Side 2



Side 3



Side 4



Top



Bottom



- End of the Report -