Annex 4: Test setup photographs
T E S T R E P O R T
No.: 17-1-0227101T02a

According to:
FCC Regulations
Part 22, Part 24

for

Daimler Trucks

A 000 446 5860
CTPMID

FCC: 2AMIOCTP4465860

Laboratory Accreditation and Listings			
DAkkS Deutsche Akkreditierungsstelle D-PL-12047-01-01 Accredited EMC-Test Laboratory	MRA US-EU 0003	Industry Canada Reg. No.: 3462D-2 Reg. No.: 3462D-3	Voluntary Controls for Electromagnetic Emissions Reg. No.: R-2666 C-2914, T-1967, G-301
WiFi ALLIANCE AUTHORIZED RF LABORATORY	ctia Authorized™ Test Lab Lab Code: 20011130-00		
accredited according to DIN EN ISO/IEC 17025			

CETECOM GmbH
Laboratory Radio Communications & Electromagnetic Compatibility
Im Teelbruch 116 • 45219 Essen • Germany
Registered in Essen, Germany, Reg. No.: HRB Essen 8984
Tel.: + 49 (0) 20 54 / 95 19-954 • Fax: + 49 (0) 20 54 / 95 19-964
E-mail: info@cetecom.com • Internet: www.cetecom.com

The test results relate only to the individual items which have been tested. This report shall not be reproduced in parts without the written approval of the testing laboratory © Copyright: All rights reserved by CETECOM

Table of contents

1. TEST SETUP PHOTOGRAPHS.....3

1.1. Conducted setup 3
1.2. Radiated setup.....4

1. Test setup photographs

1.1. Conducted setup



1.2. Radiated setup



H-field measurement in Semi anechoic room



E-field measurement in Semi anechoic room



E-field measurement in Fully anechoic room (overview)



E-field measurement in Fully anechoic room (close-up view)